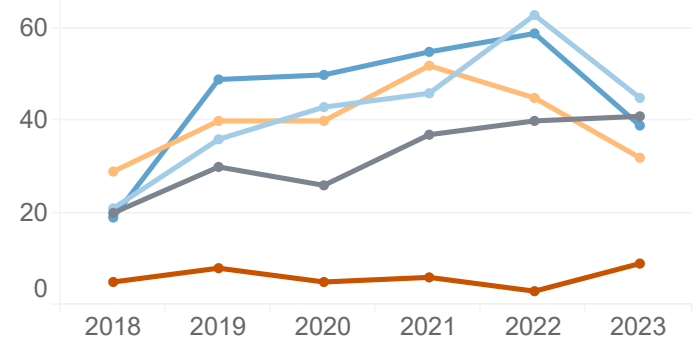


Iowa Substance Abuse Deaths (2018–2023* Occurrence Data)

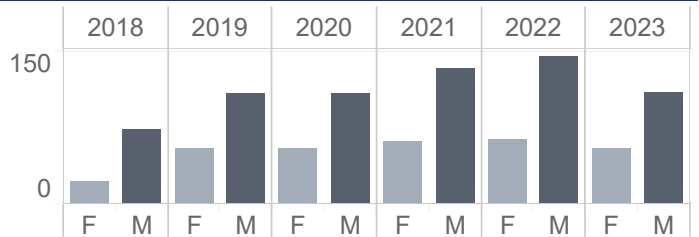
of Deaths Involving Psychostimulants by Age Group

	2018	2019	2020	2021	2022	2023
00–24	5	8	5	6	3	9
25–34	20	30	26	37	40	41
35–44	21	36	43	46	63	45
45–54	29	40	40	52	45	32
55+	19	49	50	55	59	39
Total	94	163	164	196	210	166



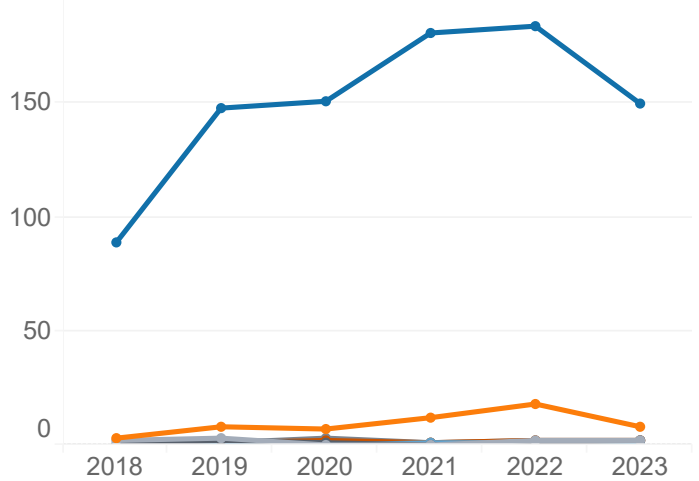
of Deaths Involving Psychostimulants by Sex

	2018	2019	2020	2021	2022	2023
Female	21	55	56	62	64	56
Male	73	108	108	134	146	110
Total	94	163	164	196	210	166



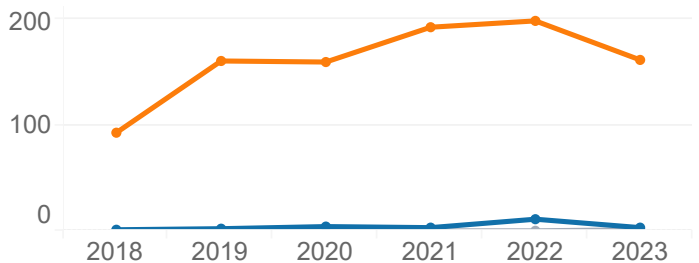
of Deaths Involving Psychostimulants by Race

	2018	2019	2020	2021	2022	2023
White	89	148	151	181	184	150
Black	3	8	7	12	18	8
AIAN	2	3	0	0	2	2
Asian	0	2	1	0	1	2
NHOPI	0	0	0	1	1	0
ToM Rac..	0	1	2	1	2	2
Oth. / Unk.	0	1	3	1	2	2
Total	94	163	164	196	210	166



of Deaths Involving Psychostimulants by Ethnicity

	2018	2019	2020	2021	2022	2023
Hispanic	1	2	4	3	11	3
Non-Hisp.	93	161	160	193	199	162
Unknown	0	0	0	0	0	1
Total	94	163	164	196	210	166



* 2023 data are preliminary and will change as records are registered. Data shown through 10/31/2023.
Preliminary data last updated 12/4/2023. Report generated 12/4/2023 3:16:06 PM.
Data Source: Iowa Department of Health and Human Services, Bureau of Health Statistics.