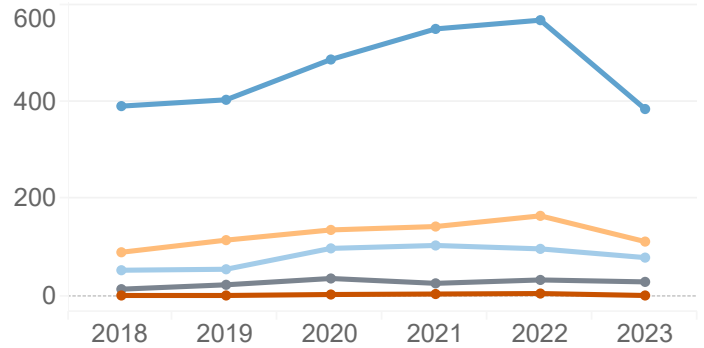


## Iowa Substance Abuse Deaths (2018–2023\* Occurrence Data)

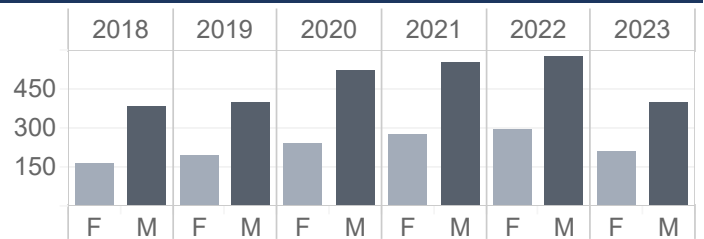
### # of Deaths Involving Alcohol by Age Group

	2018	2019	2020	2021	2022	2023
00–24	1	1	3	4	5	1
25–34	14	23	36	26	33	29
35–44	53	55	98	104	97	79
45–54	90	115	136	143	165	112
55+	391	404	487	550	568	385
<b>Total</b>	<b>549</b>	<b>598</b>	<b>760</b>	<b>827</b>	<b>868</b>	<b>606</b>



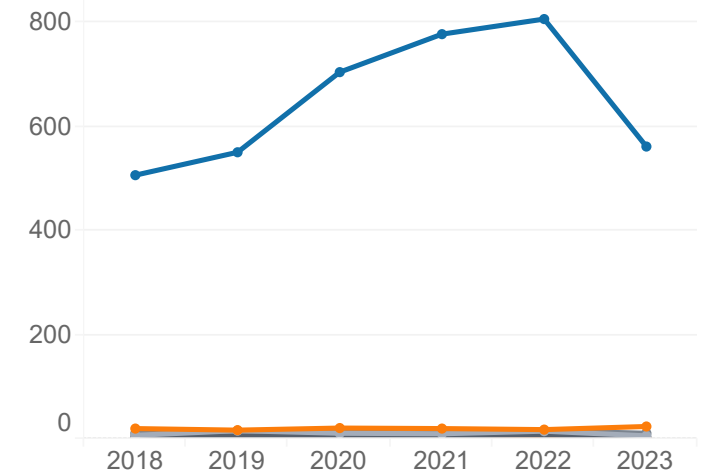
### # of Deaths Involving Alcohol by Sex

	2018	2019	2020	2021	2022	2023
Female	165	197	239	274	295	210
Male	384	401	521	553	573	396
<b>Total</b>	<b>549</b>	<b>598</b>	<b>760</b>	<b>827</b>	<b>868</b>	<b>606</b>



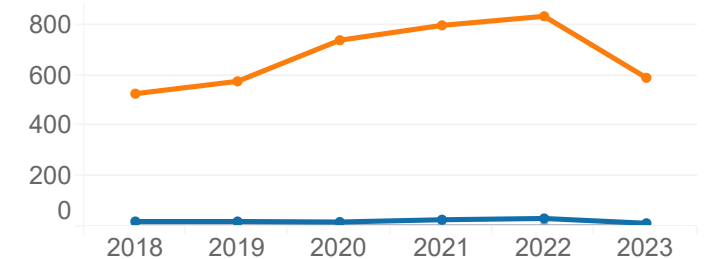
### # of Deaths Involving Alcohol by Race

	2018	2019	2020	2021	2022	2023
White	507	551	705	778	807	562
Black	20	17	21	20	18	24
AIAN	7	16	11	10	15	6
Asian	4	5	6	6	8	2
ToM Races	0	1	2	3	4	1
Oth. / Unk.	11	8	15	10	16	11
<b>Total</b>	<b>549</b>	<b>598</b>	<b>760</b>	<b>827</b>	<b>868</b>	<b>606</b>



### # of Deaths Involving Alcohol by Ethnicity

	2018	2019	2020	2021	2022	2023
Hispanic	21	21	19	28	33	14
Non-Hisp.	528	577	740	799	835	591
Unknown	0	0	1	0	0	1
<b>Total</b>	<b>549</b>	<b>598</b>	<b>760</b>	<b>827</b>	<b>868</b>	<b>606</b>



\* 2023 data are preliminary and will change as records are registered. Data shown through 10/31/2023.  
Preliminary data last updated 12/4/2023. Report generated 12/4/2023 3:16:06 PM.  
Data Source: Iowa Department of Health and Human Services, Bureau of Health Statistics.