



Family Planning Services in Iowa: 2020 and 2021

September 2023

Brief 1: Background, Services, and Eligibility

Introduction

This report is being presented as a series of six issue briefs. Each brief will provide information on the array of state-administered family planning programs in Iowa, including summaries of the State Family Planning Program (FPP), the Iowa Health and Wellness (IHAWP) plan and Medicaid which comprise Medicaid Family Planning Services, and the Title X Family Planning Program.

FPP, Medicaid Family Planning Services are administered through Medicaid and the Title X Family Planning Program is administered by the Community Access Division at the Iowa Department of Health and Human Services (Iowa HHS). This report for 2020 and 2021 only includes Iowa HHS Title X Family Planning Program data which is reflective of a 45-county service area. The Family Planning Council of Iowa (FPCI) also administers Title X Family Planning Services in the remaining 55 counties. FPCI data is not included in this report. The briefs seek to provide a comprehensive overview of the range of family planning services available for low-income Iowans revealing trends in utilization and cost.

The first report was produced in 2021 and reflected 2019 family planning data. While preparing for the report with 2020 data, there were some changes that caused the department to take a closer look at the Medicaid program data. We found that the 2019 data did not fully target services that could be associated specifically with family planning. Iowa Medicaid has spent several months refining the data for this version and all future versions of this report. We now feel we are presenting a true picture of the individuals, providers, services, and costs using the enhanced data methods. Iowa Medicaid re-created the 2019 data and have placed those data tables in an appendix. With Medicaid baselines established, future reports should enable comparison and trending from year to year.

Background

Family planning programs provide men and women with services to improve their reproductive health and plan and/or prevent pregnancy, and space births, as desired. Provision of family planning services can be linked to improved birth, child, maternal, and family outcomes. This report covers the three programs administered by the Iowa HHS providing family planning services: FPP, Medicaid Family Planning Services (IHAWP and Medicaid), and the Title X Family Planning Program. All programs provide family planning services, but each differs regarding client eligibility and services covered or provided.

STATE FAMILY PLANNING PROGRAM

On July 1, 2017, Iowa HHS established the state funded FPP. This program is a form of limited insurance and provides coverage for a variety of family planning services and is not considered minimum essential coverage under the federal Affordable Care Act. Coverage under the FPP is available to individuals meeting financial and non-financial requirements. Iowa HHS provides payment for services rendered under the FPP through the fee-for-service (FFS) model.

Prior to the FPP, Iowa HHS provided family planning coverage through an 1115 Medicaid Demonstration Waiver, known as the Iowa Family Planning Network (IFPN). This program was established to increase access to family planning services for individuals whose income was above the eligibility threshold for Medicaid. The IFPN program operated from February 1, 2006, through June 30, 2017.

Iowa HHS discontinued the IFPN program pursuant to a 2017 legislative directive, which also established the FPP. In accordance with this same directive, Iowa HHS seamlessly transitioned IFPN-enrolled members to coverage under the FPP and did not make changes to eligibility criteria or covered services. This directive further required Iowa HHS to set additional provider enrollment requirements—including provider attestation that the provider does not perform abortions—with the shift to the FPP.

The program objectives are comparable to those of the former IFPN and include:

- Increasing the spacing between births
- Improving future birth outcomes
- Reducing the number of unintended pregnancies and births paid by Medicaid.

MEDICAID PROGRAMS - FAMILY PLANNING SERVICES

Under federal regulations, family planning services are mandatory benefits in Medicaid and states must provide such services to Medicaid members of childbearing age. In Iowa, Medicaid and IHAWP offer comprehensive health coverage to low-income Iowans, which includes family planning services. A large majority of members covered by Medicaid and IHAWP receive coverage through a managed care organization (MCO).

Additionally, to support continued access to family planning services during the inter-conception and postpartum periods, postpartum women receiving Medicaid at the time of their pregnancy ending and who do not meet eligibility criteria for a different Medicaid eligibility group are automatically enrolled into the FPP for 12 months.

TITLE X FAMILY PLANNING PROGRAM

The Title X Family Planning Program was enacted in 1970 as Title X of the Health and Human Services Service Act. Title X is the only federal grant program dedicated solely to providing individuals with voluntary, confidential comprehensive family planning and related preventive health services. The Title X Family Planning Program is designed to provide access to contraceptive services, supplies, preventative care related to reproductive health and information to all who want services, regardless of health insurance status. By law, Title X programs must give priority to low-income persons.

In Iowa, there are two federal grantees for the Title X Family Planning Program. The Iowa HHS Title X Family Planning Program covered 45 out of the 99 counties and FPCI covered the remaining 55 counties, with both federally funded grantees providing services in Polk County in 2020 and 2021. Iowa HHS and FPCI contracted with agencies to provide Title X services, which included local Health and Human Services agencies, community action agencies, county nursing services, hospital clinics, and federally qualified health centers. This report is not reflective of FPCI's program data.

The federal Title X Family Planning Program provides funding “to assist in the establishment and operation of voluntary family planning projects which shall offer a broad range of acceptable and effective family planning methods and services (including natural family planning methods, infertility services, and services for adolescents). The program is administered by the U.S. Department of Health and Human Services (US HHS), Office of Populations Affairs (OPA) and is implemented through a competitive process.

Program funds support specific Title X clinics, determined by a competitive selection process, who must adhere to federal guidelines and statute associated with Title X funding. In Iowa, Title X clinics bill Medicaid, FPP, and other private and public payers. Title X clinics must also collect and submit program data, which is compiled at the federal level and publicly available through the US HHS OPA Family Planning Annual Report (FPAR). Specific federal requirements and mandates include the requirement that family participation is encouraged for all clients, particularly adolescents, and that Title X funds cannot be used to support abortion.

IOWA DEPARTMENT OF HEALTH AND HUMAN SERVICES

Iowa HHS has been awarded and administered Title X Family Planning funds since 1971. The Title X program is located within the Bureau of Family Health in the Community Access Health Division. During the timeframe of which this report reflects, Iowa HHS had a total of seven

contractors which operated 19 local clinic sites. These sites are operated through subcontracts in the authorized federal service area defined as 45 of Iowa's 99 counties. The network of contractors consists of one local health jurisdiction, one large health system, two community action organizations and three federally qualified health centers.

Eligibility and Services by Program

STATE FAMILY PLANNING PROGRAM

Eligibility

- Men and women ages 12 through 54 years
- Iowa resident
- U.S. citizen or qualified immigrant
- Income equal to or less than 300% of the federal poverty level (FPL)
- Not receiving Medicaid or IHAWP
- Women who were Medicaid eligible at the time a pregnancy ended are automatically enrolled in the FPP.

Persons can apply for the FPP at an FPP-enrolled clinic or at a local Iowa HHS office. Services are available immediately; however, eligibility determinations may take up to 30 days. Once an individual is determined eligible for FPP benefits, they receive a benefits card through the mail and can seek services through eligible providers for 12 continuous months.

Services

- Birth control counseling
- Birth control supplies
 - Basal thermometer
 - Birth control pills
 - Birth control foam/jelly/sponges
 - Birth control implants (including long-acting reversible contraceptives)
 - Condoms
 - Depo Provera injections
 - Diaphragms, cervical caps, vaginal rings
 - Spermicidal suppositories
 - Vasectomies
 - Voluntary sterilizations
- Emergency contraception
- Gynecological exams
- Limited testing and treatment for sexually transmitted infections (STIs)
- Pap tests
- Pregnancy tests
- Ultrasounds (if medically necessary and related to birth control services)
- Yeast infection treatment

FPP members receive services by visiting a contracted provider or health care facility in the FPP network. To find an FPP provider, visit <https://hhs.iowa.gov/ime/members/medicaid-a-to-z/FPP>.

MEDICAID PROGRAMS - FAMILY PLANNING SERVICES

Includes individuals enrolled in IHAWP and general Medicaid.

Eligibility

- Men and women of all ages
- Must meet income guidelines (varies by coverage group)
- Iowa resident
- U.S. citizen or qualified immigrant
- Additional non-financial requirements specific to coverage group
- Resource limits may apply.

Services

- Birth control counseling
- Birth control supplies
 - Basal thermometer
 - Birth control pills
 - Birth control foam/jelly/sponges
 - Birth control implants (including long-acting reversible contraceptives)
 - Condoms
 - Depo Provera injections
 - Diaphragms, cervical caps, vaginal rings
 - Spermicidal suppositories
 - Vasectomies
 - Voluntary sterilizations
- Emergency contraception
- Gynecological exams
- Testing and treatment for STIs
- Pap tests
- Pregnancy tests
- Ultrasounds
- Yeast infection treatment

Medicaid and IHAWP members can receive family planning services through any Medicaid provider. To find a Medicaid provider, visit <https://hhs.iowa.gov/iahealthlink/find-a-provider>.

TITLE X FAMILY PLANNING

Eligibility

The Title X Family Planning Program serves people with low incomes who cannot otherwise afford health care on their own.

- Men and women of reproductive age
- No residency or citizenship required.
- No application needed to receive services.
- May have health insurance that does not cover family planning services such as third-party payer.
- Income up to 250% FPL to receive discounted services.
 - Individuals with income above 250% FPL may still receive services at full cost.
- No one can be denied services due to the inability to pay

Services

The program offers a wide range of health services for women and men along with core family planning services that include:

- Birth control counseling
- Birth control methods*
- Natural family planning methods*
- Testing and treatment for STIs
- PrEP (Pre-Exposure Prophylaxis)
- HIV testing
- Pregnancy tests
- Emergency contraception
- Breast and cervical cancer screening
- HPV vaccine
- Basic infertility services
- Domestic violence screening
- Mental health screening
- Substance abuse screening
- General social services outreach education and referral

*Family planning services delivered by Title X agencies include a broad range of medically approved services, which includes all Food and Drug Administrative (FDA)-approved contraceptive products and natural family planning methods for clients.

Title X family planning services can be received by visiting a Title X agency. To find a Title X Family Planning clinic and the family planning services near you, visit

<https://opa-fpclinicdb.hhs.gov/>

APPENDIX A: SIDE-BY-SIDE COMPARISON OF STATE-ADMINISTERED FAMILY PLANNING PROGRAMS

Topics	State Family Planning Program (SFPP) (State-Funded HHS)	Family Planning Services provided by Medicaid	Title X Family Planning Program (Federally Funded IOWA HHS and FPCI)
Eligibility Criteria	<ul style="list-style-type: none"> ▶ Serving men and women ▶ 12 to 54 years of age ▶ Iowa residents ▶ Proof of Identity ▶ Proof of Social Security Number ▶ U.S. citizens or qualified immigrants ▶ Income – Up to 300% Federal Poverty Level (FPL); proof required. ▶ Apply through SFP Clinics or local HHS office. ▶ Capable of fathering or bearing children ▶ Not otherwise eligible for Medicaid, including Iowa Health and Wellness Plan ▶ May be otherwise eligible for Health and Well Kids Iowa (Hawki) 	<ul style="list-style-type: none"> ▶ Serving men, women, and children ▶ No age restrictions ▶ Iowa residents ▶ Proof of Identity ▶ Proof of Social Security Number ▶ U.S. Citizen or qualified immigrant ▶ Income limits specific to coverage group ▶ Resource limits may apply. ▶ Apply online, by phone, or in person at local HHS office 	<ul style="list-style-type: none"> ▶ Serving men and women ▶ Age – No restrictions ▶ No residency or citizenship required. ▶ Income – Up to 250% of the FPL discounts; no proof required (people with incomes over 250% of poverty can be served but are charged full fee) ▶ No application needed to receive services. ▶ Can have insurance coverage which would be billed
Services Covered	<ul style="list-style-type: none"> • Birth control exams • Birth control counseling • Limited testing and treatment for STIs • Pelvic exams • Pap tests • Pregnancy tests • Birth control supplies • Emergency contraception • Ultrasounds (if medically necessary and related to birth control services) • Yeast infection treatment • • Voluntary sterilization 	<ul style="list-style-type: none"> • Birth control exams • Birth control counseling • Testing and treatment for STIs • Pelvic exams • Pap tests • Pregnancy tests • Birth control supplies • Emergency contraception • Ultrasounds • Testing and treatment for HIV • Breast and cervical cancer screening • Evaluation and treatment for vaginal infection(s) • HPV vaccine • Overall comprehensive health • Voluntary sterilization 	<ul style="list-style-type: none"> • Birth control methods* and counseling • Natural family planning methods and counseling • STI testing and treatment. • *HIV testing • Pregnancy testing and counseling • Emergency contraception • *Preconception health <p><i>Additional services made available through Title X:</i></p> <ul style="list-style-type: none"> • Breast and cervical cancer screenings • Evaluation and treatment for vaginal infection(s) • HPV vaccine • Basic infertility services • Depression screening • *Alcohol and substance use screening • Intimate partner violence assessment • General outreach and education <p><i>*Family planning services delivered by Title X agencies include a broad range of medically approved services, which includes all Food and Drug Administrative (FDA)-approved contraceptive products and natural family planning methods for clients.</i></p>
Payment Method	<ul style="list-style-type: none"> • SFPP coverage • Medicaid eligible providers are paid by Fee-for-Service (FFS) billing to Iowa Medicaid 	<ul style="list-style-type: none"> • Medicaid eligible providers are paid by the Managed Care Organizations (MCOs) and FFS 	<ul style="list-style-type: none"> • Sliding fee scale • Private insurance • Donations • Medicaid, Medicaid MCOs • SFPP • No payment is required for clients under 100% of FPL. • No one can be denied contraceptive services due to inability to pay
Access to Services	<ul style="list-style-type: none"> • FPP Family Planning Clinics • Physicians • Federally Qualified Health Centers • Rural Health Clinics • Any approved and enrolled Medicaid provider that has completed a FPP attestation 	<ul style="list-style-type: none"> • FPP Family Planning Clinics • Physicians • Federally Qualified Health Centers • Rural Health Clinics • Any approved and enrolled Medicaid provider 	<ul style="list-style-type: none"> • Selected Title X contractors through IOWA HHS and FPCI Clinic locator • https://opa-fpclinicdb.iowa.hhs.gov/ • All Iowa HHS contracted Title X agencies must complete the Title X Certification and Assurance

STATE OF IOWA DEPARTMENT OF
Health AND **Human**
SERVICES

**Family Planning Services in Iowa:
2020 and 2021**

September 2023

Brief 2: Utilization

Individuals Receiving Family Planning Services

A first step in understanding the landscape surrounding governmental family planning service provision is using the data to learn more about who accesses the services, including their age, sex, and program source.

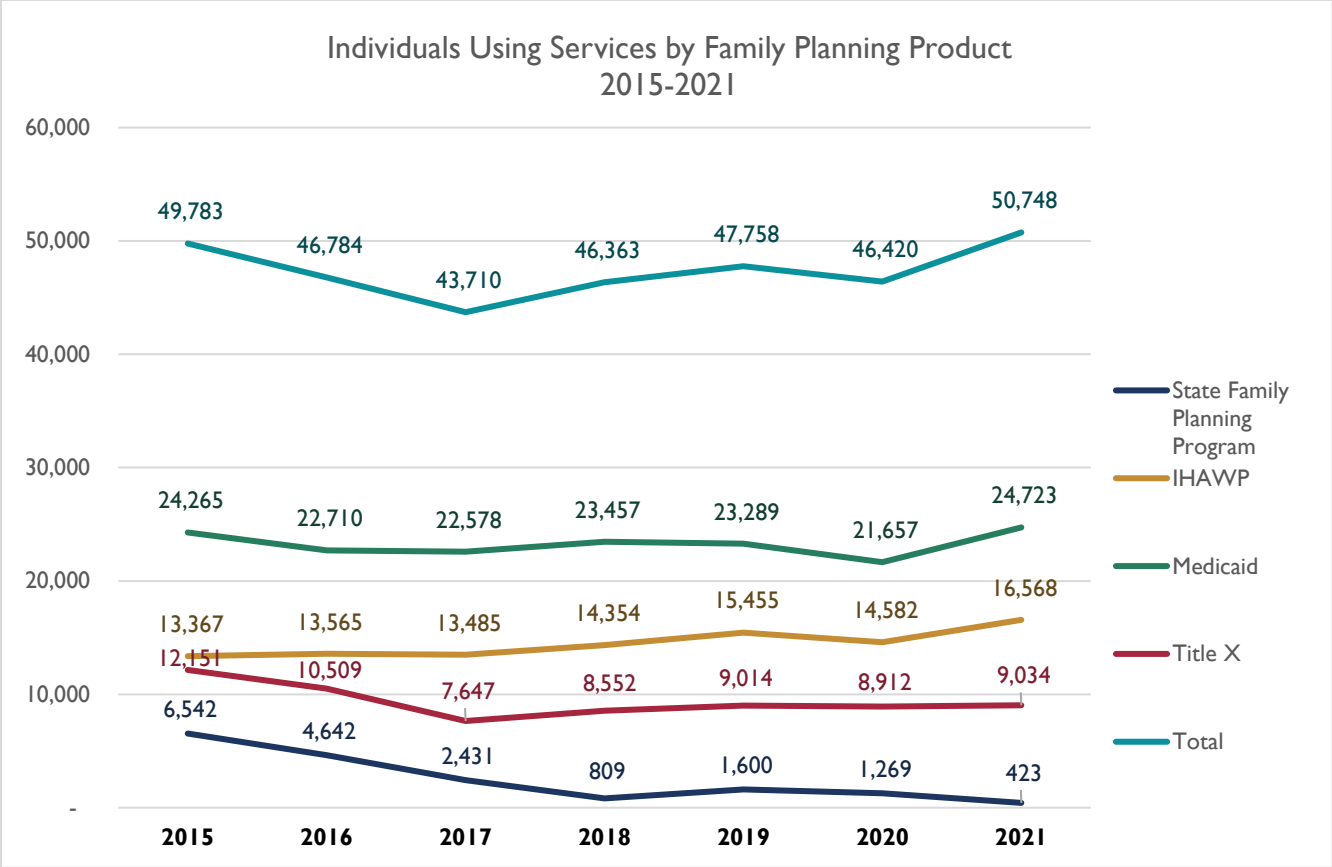
In this section, the story of those who have used family planning services in Iowa is depicted by year and by program. The data collected by Medicaid programs and by the Title X Family Planning Program is distinct with some key differences due to factors such as required federal reporting. It is important to understand that individuals may use Medicaid programs to access family planning services while they may also, during a calendar year, access family planning services through the Title X Family Planning Program. We have attempted to identify unique individuals in each program but cannot account for duplication across programs.

HISTORICAL TRENDS

Utilization of family planning services has changed by program since 2015. Small changes have occurred between programs from year to year, and the total number of those utilizing services has fluctuated in parallel to those trends. In 2015, there were 49,783 total individuals served. There were 6 and 6.5 percent decreases in 2016 and 2017 respectively. In 2018, there was a 6 percent increase followed by a 3 percent increase in 2019.

The first year of COVID-19 (CY2020) showed a decline across programs with a 2.8 percent decrease from 2019. In 2021, the number served rebounded, with the largest increases in the IHAWP and Medicaid programs, due to the Public Health Emergency. The number of individuals using services within the FPP decreased each year between 2015 and 2018, increased in 2019 and then declined again through 2021. While there have been fluctuations between programs and a decline in the use of the FPP, utilization of family planning services across all state programs has increased by 1.9 percent from CY2015 to CY2021. The total number of individuals utilizing family planning services in CY2015 was 49,783, rising to 50,748 in CY2021.

The chart below shares the trend in utilization from CY2015 to CY2021. Utilization for each Medicaid product is depicted along with Title X Family Planning Program. Aggregate utilization for all 4 products is highlighted by the line at the top of the chart. It should be noted that the same individuals may utilize services in more than one product and Title X Family Planning Program users may also be present in Medicaid data, which limits the ability to depict overall utilization without duplication. If Title X Family Planning Program data were to be carved out, the number of individuals utilizing Medicaid services in CY2015 would be 37,632. The number of Medicaid services users in CY2021 would be 41,714, still revealing a 9% increase over 7 years.



* Limitations include: The same individuals may utilize services in more than one Medicaid product. Title X Family Planning Program users may also be present in the Medicaid data.

Providers

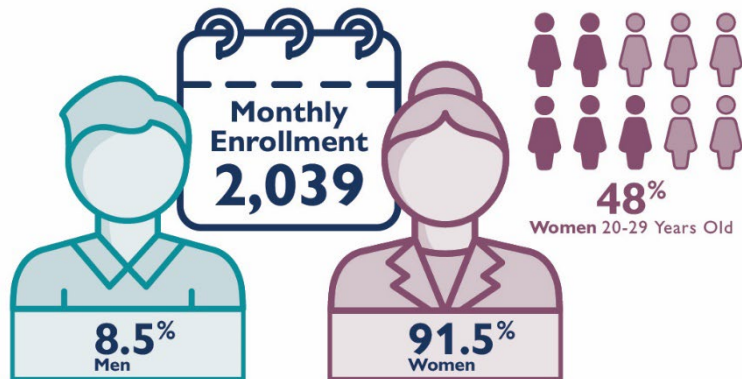
The number of providers who deliver services are directly linked to the choices made by individuals who access the services. Some providers may be available to provide the services, but do not provide them within the calendar year due to individual choice. The maps in the appendix of this report reveal the number of providers who provided a family planning service in each county. The narrative below depicts the statewide total of providers who delivered services by program each year. All Title X Family Planning Program providers can bill for services under the Title X grant, Medicaid or FPP and therefore maybe duplicated within this report.

Utilization by Calendar Year and Program

2020

STATE FAMILY PLANNING PROGRAM

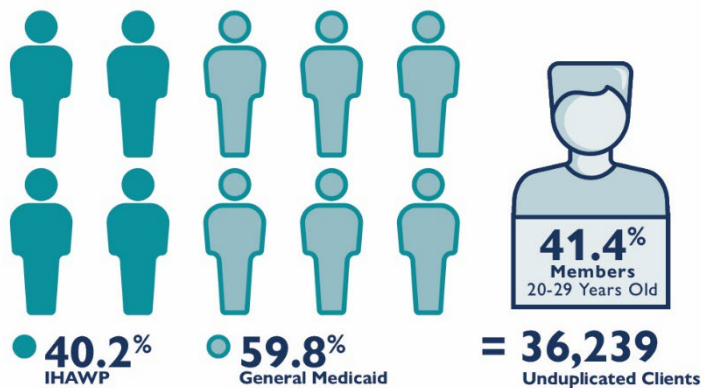
TOTAL IOWANS SERVED UNDER FFP IN 2020



In 2020, the average monthly enrollment for the FFP was 2,039 individuals. Of those, 1,269 unduplicated individuals (62%) utilized services provided by 84 providers. Of the clients who used services in CY2020, 91.5 percent were female, and 8.5 percent were male. The age group with the largest number of unduplicated users was 20 to 24, representing 28.3 percent of all FFP users in CY2020. The next largest age group was 25 to 29, representing 19.7 percent of all users. Collectively, users ages 20 to 29 accounted for almost half (48 percent) of all users.

MEDICAID

TOTAL IOWANS SERVED UNDER MEDICAID IN 2020

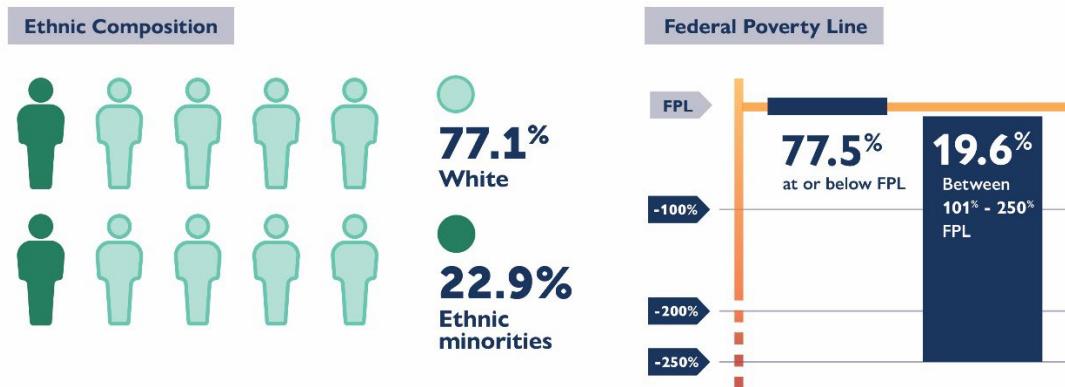


During CY2020, 36,239 unduplicated clients accessed family planning services through Medicaid programs from 1,111 providers. IHAWP clients accounted for 40.2 percent of the total (14,582), with the remaining 59.8 percent (21,657) general Medicaid clients. Of the clients who used services, 94.8 percent were female, and 5.1 percent were male.

The age group with the largest number of unduplicated users was the IHAWP 20 to 24 age group (4,349), representing 12 percent of the total users. The next largest age group was the 25 to 29 general Medicaid age group (4,077), representing 11.3 percent of the total. General Medicaid 20-24-year-old users (3,399) accounted for 9.4 percent of the total. IHAWP 25–29-year-old users (3,161) accounted for 8.7 percent of the total. Collectively, users aged 20 to 29 accounted for 41.4 percent of the total.

TITLE X

TOTAL IOWANS SERVED TITLE X IN 2020

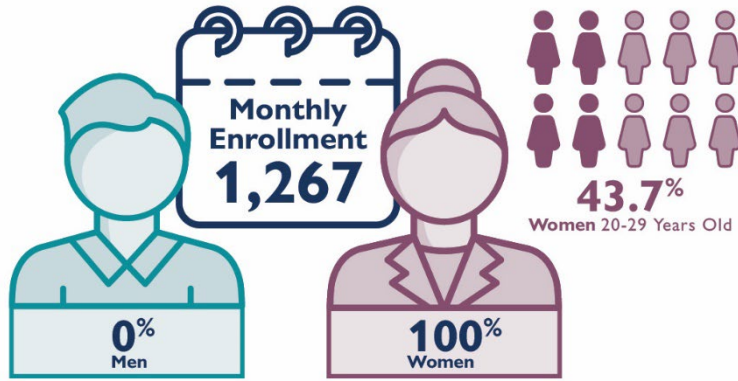


During CY2020, the Iowa HHS Title X Family Planning Program served 8,912 unduplicated clients. Out of the unduplicated clients served, 515 were male and 8,397 were female. By race, 77.1 percent were white, 16.7 percent were Black, and 2.3 percent were of Asian descent. Those of American Indian and Pacific Islander descent, as well as those of multiracial backgrounds, comprised less than one percent each of unduplicated clients served in 2020. By ethnicity, 73.7 percent were non-Hispanic, and 25.6 percent were Hispanic. Of these clients, 77.5 percent earned incomes at or below 100 percent of the FPL. An additional 19.6 percent were between 101 percent and 250 percent of the FPL. Nearly 58 percent of the clients served in CY20 relied on public health insurance or were uninsured.

2021

STATE FAMILY PLANNING PROGRAM

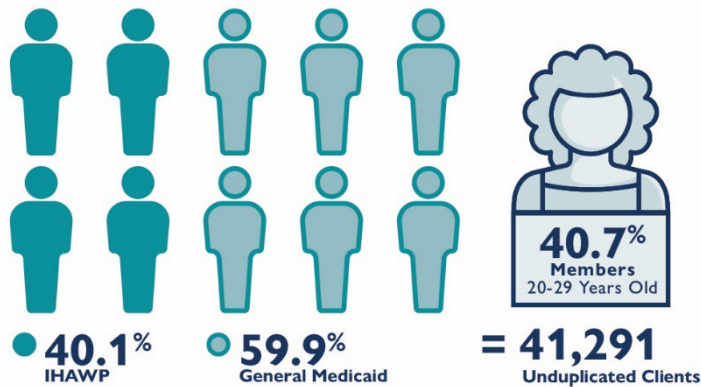
TOTAL IOWANS SERVED UNDER FFP IN 2021



In 2020, the average monthly enrollment for the FPP was 1,267 individuals. Of those, 423 unduplicated individuals (33%) utilized services provided by 25 providers. Of the clients who used services, 100 percent were female. The age group with the largest number of unduplicated users was 20 to 24, representing 26.7 percent of all FPP users in CY2021. The next largest age group was 25 to 29, representing 17 percent of all users. Collectively, users ages 20 to 29 account for 43.7 percent of all users.

MEDICAID

TOTAL IOWANS SERVED UNDER MEDICAID IN 2021

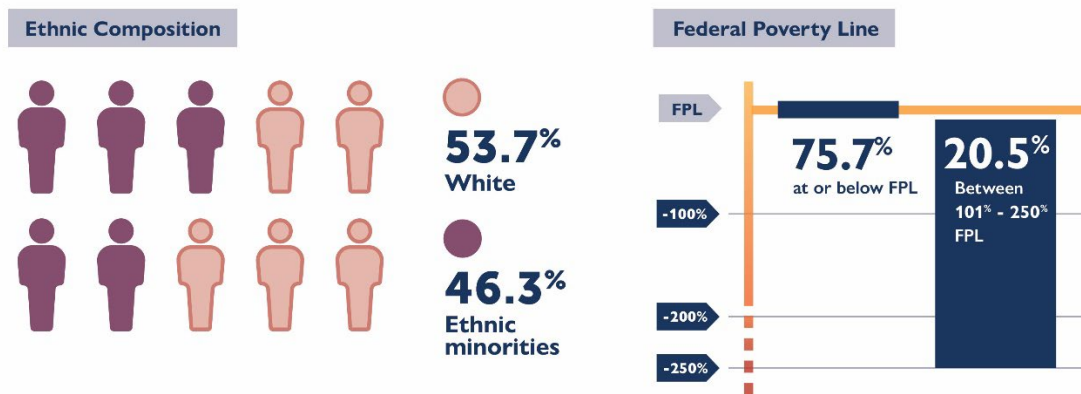


During CY2021, 41,291 unduplicated clients accessed family planning services through Medicaid programs from 1,137 providers. IHAWP clients accounted for 40.1 percent of the total (16,568), with the remaining 59.9 percent (24,723) general Medicaid clients. Of the clients who used services, 95.1 percent were female, and 4.9 percent were male.

The age group with the largest number of unduplicated users was the IHAWP 20 to 24 age group (5,228), representing 12.7 percent of the total users. The next largest age group was the 25 to 29 general Medicaid age group (4,435), representing 10.7 percent of the total. General Medicaid 20-24-year-old users (3,727) accounted for 9 percent of the total. IHAWP 25–29-year-old users (3,396) accounted for 8.2 percent of the total. Collectively, users ages 20 to 29 accounted for 40.7 percent of the total.

TITLE X

TOTAL IOWANS SERVED TITLE X IN 2021



During CY2021, the Iowa HHS Title X Family Planning Program served 9,034 unduplicated clients. Out of the unduplicated clients served, 500 were male and 8,534 were female. By race, 53.7 percent were white, and 11.1 percent were Black. Those of American Indian and Pacific Islander descent, as well as those of Asian and multiracial backgrounds, comprised less than one percent each of unduplicated clients served in 2021. By ethnicity, 72 percent were non-Hispanic, and 27.4 percent were Hispanic. Of these clients, 75.7 percent earned incomes at or below 100 percent of the FPL. An additional 20.5 percent were between 101 percent and 250 percent of the FPL. Over 66.8 percent of the clients served in CY21 relied on public health insurance or were uninsured.

Economic status: 100% of the individuals in this report were within the following FPL limits: Medicaid and IHAWP at or below 133% of FPL, FPP at or below 300% FPL; 2.96% of Title X clients were over 250% FPL in 2020 and 3.90% were over 250% FPL in 2021

Summary

There is some duplication within the data depicting utilization of family planning services. This is due to members who may change their enrollment over time. In addition, Medicaid members are likely present in the Title X Family Planning Program data. The summary below should be considered with these limitations in mind.

The total number of clients accessing services across all four state programs* in CY2020 and CY2021 was 97,168. There were 46,420 total clients in CY2020 and 50,748 total clients in CY2021. This represented an overall growth of 4,328 clients who accessed services through any state program.

The number of clients accessing family planning services across the range of Medicaid-administered programs increased by 4,206 from CY2020 to CY2021. Those accessing services through Title X Family Planning Program grew by 122 individuals from CY2020 to CY2021.

Individuals using services through the FPP accounted for 1.7 percent of the total number of individuals served for CY2020 and CY2021. Those using services through the IHAWP program comprised 32.1 percent of the total, while those using services through general Medicaid represented 47.7 percent. Those using family planning services through Title X Family Planning Program accounted for 18.5 percent of the total.

Most program users during CY2020 and CY2021 were 25-29, with an average of 9,539 users (9.8 percent) in this age group. Those who were 20-24 accounted for an average of 9,394 users (9.7 percent). The combined total average number of users in these two age groups over the two calendar years was 18,933 (19.5 percent). Females accounted for 94.8 percent of users and males comprised 5.2 percent of users.

Appendix B: State-Administered Family Planning Programs Clinic Maps: 2020 and 2021

Methods: We selected providers based on their having had a paid claim for family planning services based on contraceptive diagnostic and procedure codes during calendar years 2020 and 2021. We used the contraceptive diagnostic and procedure codes generated by the Office of Population Affairs and that states, including Iowa, use to calculate the contraceptive performance measures.

Key file variables included provider name, provider NPI, and provider address (street, city, zip code). Six groups of provider types were excluded from the data set as unlikely to have provided contraceptive care. Excluded provider types were podiatrists, optometrists, psychologists, a home health agency, a behavioral health provider, and an occupational therapist. Providers with an out-of-state address were also excluded. Provider types included in this report are physicians, nurse practitioners, family planning clinics, rural health centers, federally qualified health care centers, and ambulatory surgical centers.

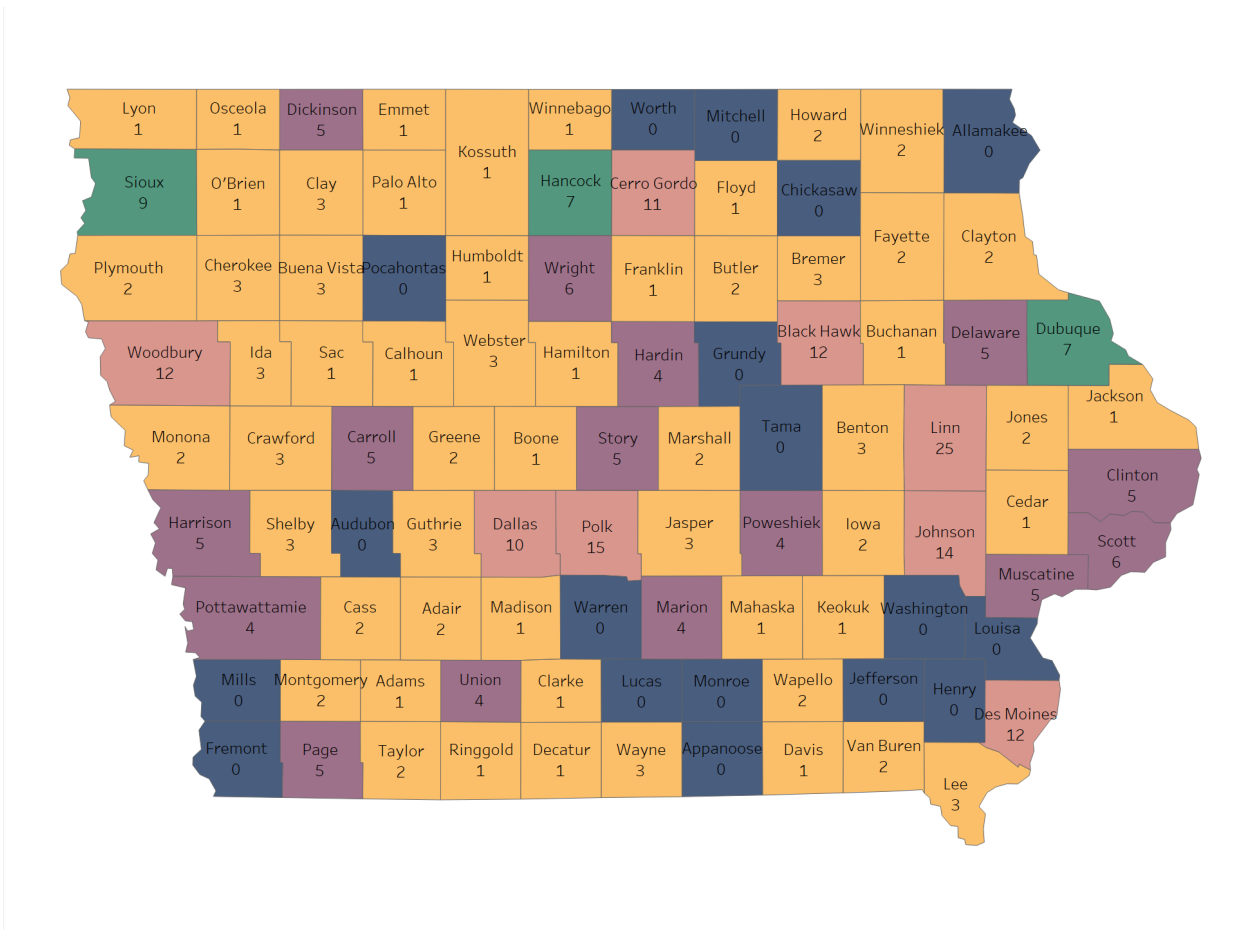
To produce county level maps, all file zip codes were re-coded to represent county FIPS codes. The file was then de-duplicated by provider NPI to create a row for each unique provider with a contraceptive method paid claim. The county was based on the provider zip code.

Results: The 2020 de-duplicated file contained n=309 unique service providers. In 2020, 18 counties did not appear to have provided a contraceptive service or method reimbursable by Medicaid. The number of unique providers by county ranged from 1 to 25.

The 2021 de-duplicated file contained n=247 unique service providers. In 2021, 23 counties did not appear to have provided a contraceptive service or method reimbursable by Medicaid. The number of unique providers by county ranged from 1 to 21.

CY2020:

Unique providers with at least one Medicaid contraceptive service paid claim.

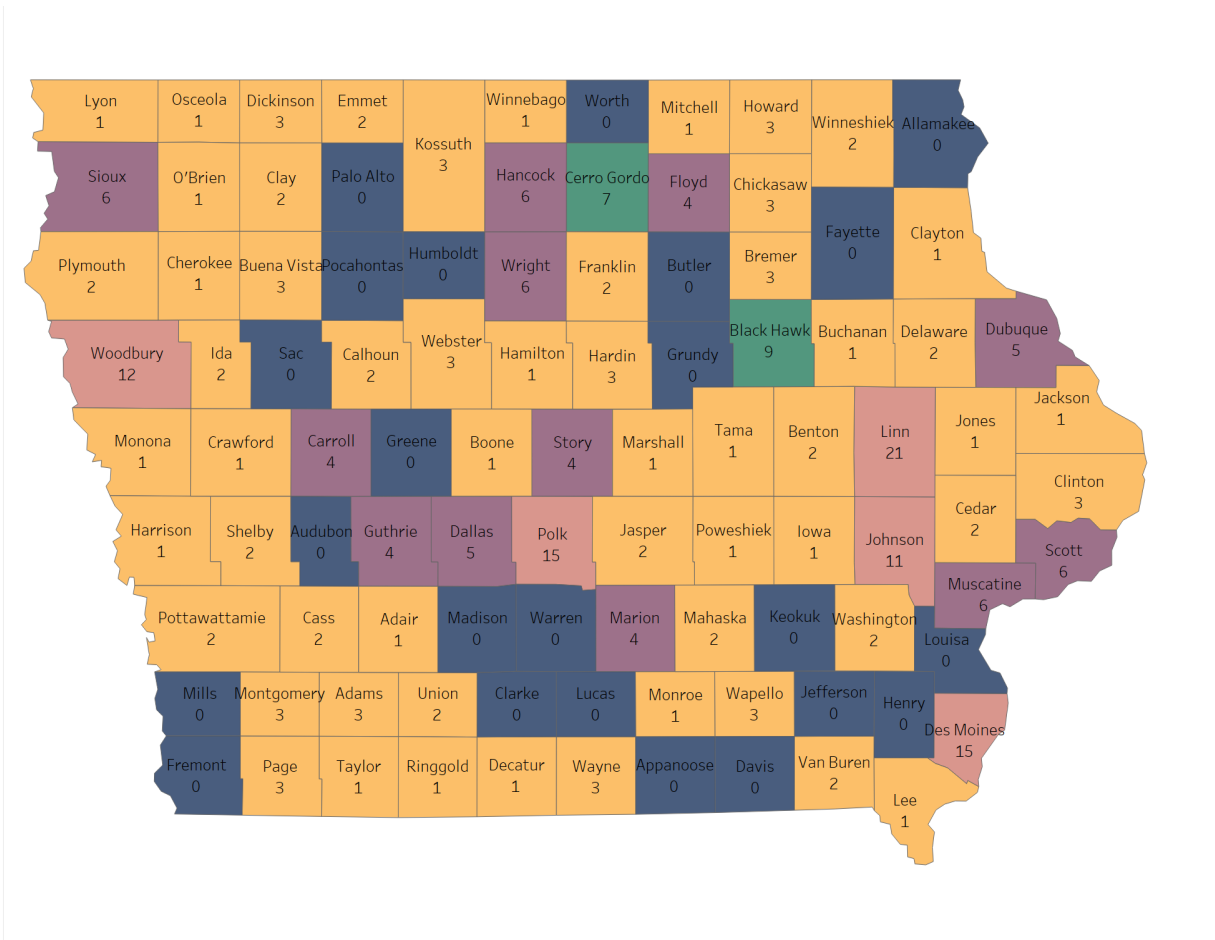


Categorical count of unique providers CY 2020

0
 1 to 3
 4 to 6
 7 to 9
 10 or more

CY2021:

Unique providers with at least one Medicaid contraceptive service paid claim.



Categorical count of unique providers CY 2021

0
 1 to 3
 4 to 6
 7 to 9
 10 or more

STATE OF IOWA DEPARTMENT OF
Health AND **Human**
SERVICES

**Family Planning Services in Iowa:
2020 and 2021**

September 2023

Brief 3: Medical Services and Cost

Medical Services Received

A second step in understanding the landscape surrounding governmental family planning service provision is using the data to learn more about the services that are provided to the individuals who seek them. There are multiple service categories within the family planning service array. Those categories include evaluation and management services, contraceptive services, pathology and laboratory services, surgery, medical and surgical supplies/ DME, radiology services, anesthesiology, and counseling and preventive services. To ensure the data in this report accurately depicted costs associated with family planning services, several steps were taken including identifying relevant provider types and procedure codes. In addition, evaluation and management services and pathology and laboratory services were limited to those associated with a relevant procedure code.

Title X Family Planning Programs do not collect service category detail, but instead capture the number of encounters (entire visit on a specific date of service) broken out by clinic and type of service providers.

In this section, the story of the categories of services utilized, the number of times those services were utilized, and the total cost of those services is depicted by year and by program. The Medicaid services are shown by category, with the State Family Planning Program first, followed by the Iowa Health and Wellness (IHAWP) program and Medicaid combined total, and the three program totals. Tables depicting the Title X encounters follow the Medicaid data. Some basic analysis is provided for context.

Some categories will show no services rendered and no associated cost as utilization and covered services vary by program. Reference Appendix A in Brief #1 for eligibility criteria and a list of covered services.

STATE FAMILY PLANNING PROGRAM

2020

Medical Service Category Name	Service Count (%)	Cost (%)
Contraceptives	2067 (42%)	\$83,254.46 (35%)
Evaluation and Management	1603 (33%)	\$81,653.82 (34%)
Pathology/Laboratory	945 (19%)	\$45,625.78 (19%)
Surgery	277 (6%)	\$28,920.49 (12%)
Radiology	6 (.12%)	\$31.14 (.01%)
Other Services	5 (.10%)	\$406.21 (.17%)
Counseling/Screening/Preventive Services	3 (.06%)	\$299.01 (.12%)
Anesthesia Services	0 (0%)	\$0.00 (0%)
Medical and Surgical Supplies/DME	0 (0%)	\$0.00 (0%)
Total	4,906	\$240,190.91

During CY2020, 1,269 unduplicated clients accessed family planning services through the State Family Planning program. The most utilized medical service category was contraceptives with 2,067 services provided, followed by Evaluation and Management services.

In 2020, there were a total of **1,269 people accessed services** utilizing the **State Family Planning Program** across all categories for a **total cost of \$240,190.91.**

2021

Medical Service Category Name	Service Count (%)	Cost (%)
Contraceptives	1629 (46%)	\$59,688.25 (36%)
Evaluation and Management	1150 (33%)	\$62,512.56 (38%)
Pathology/Laboratory	563 (16%)	\$23,354.69 (14%)
Surgery	175 (5%)	\$19,282.68 (12%)
Radiology	2 (.06%)	\$45.45 (.03%)
Other Services	0 (0%)	\$0.00 (0%)
Counseling/Screening/Preventive Services	0 (0%)	\$0.00 (0%)
Anesthesia Services	0 (0%)	\$0.00 (0%)
Medical and Surgical Supplies/DME	0 (0%)	\$0.00 (0%)
Total	3,519	\$164,883.63

During CY2021, 423 unduplicated clients accessed family planning services through the State Family Planning program. The most utilized medical service category was Contraceptives with 1,629 services provided followed by Evaluation and Management with 878 services provided.

In 2021, there were a total of **3,519 services** provided to individuals utilizing the **State Family Planning Program** across all categories for a **total cost of \$164,883.63.**

MEDICAID FAMILY PLANNING SERVICES

Iowa Health and Wellness Plan (IHAWP) and Medicaid Combined

2020

Medical Service Category Name	Service Count (%)	Cost (%)
Contraceptives	120,154 (60%)	\$6,316,485.90 (73%)
Evaluation and Management	28,827 (14%)	\$973,249.14 (11%)
Pathology/Laboratory	38,310 (19%)	\$721,137.35 (8%)
Surgery	8,868 (4%)	\$407,170.54 (5%)
Radiology	2,679 (1.35%)	\$182,624.23 (2.12%)
Other Services	53 (.03%)	\$2,377.75 (.03%)
Counseling/Screening/Preventive Services	6 (.003%)	\$140.61 (.002%)
Anesthesia Services	0 (0%)	\$0.00 (0%)
Medical and Surgical Supplies/DME	1 (.001%)	\$3.20 (0%)
Total	198,898	\$8,603,188.72

During CY2020, 36,239 unduplicated clients accessed family planning services through Medicaid Family Planning Services (inclusive of those enrolled in IHAWP and Medicaid). The most utilized medical service category was Contraceptives with 120,154 services provided, followed by Pathology and Laboratory services with 38,310 services provided.

In 2020, there were a total of **198,898 services** provided to individuals utilizing **IHAWP and Medicaid** across all categories for a **total cost of \$8,603,188.72**

2021

Medical Service Category Name	Service Count	Cost
Contraceptives	125,673 (58%)	\$6,618,515.48 (72%)
Evaluation and Management	32,989 (15%)	\$1,093,616.86 (12%)
Pathology/Laboratory	43,753 (20%)	\$806,282.91 (9%)
Surgery	10,050 (5%)	\$455,623.24 (5%)
Radiology	2,842 (1.32%)	\$192,415.02 (2.1%)
Other Services	55 (.03%)	\$2,329.63 (.03%)
Counseling/Screening/Preventive Services	0 (0%)	\$0.00 (0%)
Anesthesia Services	0 (0%)	\$0.00 (0%)
Medical and Surgical Supplies/DME	0 (0%)	\$0.00 (0%)

Total	215,362	\$9,168,783.14
--------------	----------------	-----------------------

During CY2021, 41,291 unduplicated clients accessed family planning services through Medicaid Family Planning Services (inclusive of those enrolled in IHAWP and Medicaid). The most utilized medical service category was Contraceptives with 125,673 services provided, followed by Pathology and Laboratory services with 43,753 services provided.

In 2021, there were a total of **215,362 services** provided to individuals utilizing **IHAWP and Medicaid** across all categories for a **total cost of \$9,168,783.14**

MEDICAID FAMILY PLANNING SERVICES: THREE PROGRAM TOTALS BY YEAR

2020

Medical Service Category Name	Service Count (%)	Cost (%)
Contraceptives	122,221 (60%)	\$6,399,740.36 (72%)
Evaluation and Management	30,430 (15%)	\$1,054,902.96 (12%)
Pathology/Laboratory	39,255 (19%)	\$766,763.13 (9%)
Surgery	9,145 (4%)	\$436,091.03 (5%)
Radiology	2,684 (1.32%)	\$183,030.44 (2.07%)
Other Services	56 (.03%)	\$2,676.76 (.03%)
Counseling/Screening/Preventive Services	6 (.003%)	\$140.61 (.002%)
Anesthesia Services	0 (0%)	\$0.00 (0%)
Medical and Surgical Supplies/DME	7 (.003%)	\$34.34 (0%)
Total	203,804	\$8,843,379.63

During CY2020, 37,508 unduplicated clients accessed family planning services through all three Medicaid products. The most utilized medical service category was Contraceptives with 122,221 services provided, followed by Pathology and Laboratory services with 39,255 services provided.

In 2020, there were a total of **203,804 services** provided to individuals utilizing **State Family Planning Program, IHAWP and Medicaid** across all categories for a **total cost of \$8,843,379.63**

2021

Medical Service Category Name	Service Count (%)	Cost (%)
Contraceptives	127,302 (58%)	\$6,678,203.73 (72%)
Evaluation and Management	34,139 (16%)	\$1,156,129.42 (12%)
Pathology/Laboratory	44,316 (20%)	\$829,637.60 (9%)
Surgery	10,225 (5%)	\$474,905.92 (5%)
Radiology	2,842 (1.3%)	\$192,415.02 (2.06%)
Other Services	57 (.03%)	\$2,375.08 (.03%)
Counseling/Screening/Preventive Services	0 (0%)	\$0.00 (0%)
Anesthesia Services	0 (0%)	\$0.00 (0%)
Medical and Surgical Supplies/DME	0 (0%)	\$0.00 (0%)
Total	218,881	\$9,333,666.77

During CY2021, 41,714 unduplicated clients accessed family planning services through all three Medicaid products. The most utilized medical service category was Contraceptives with 127,302 services provided, followed by Pathology and Laboratory services with 44,316 services provided.

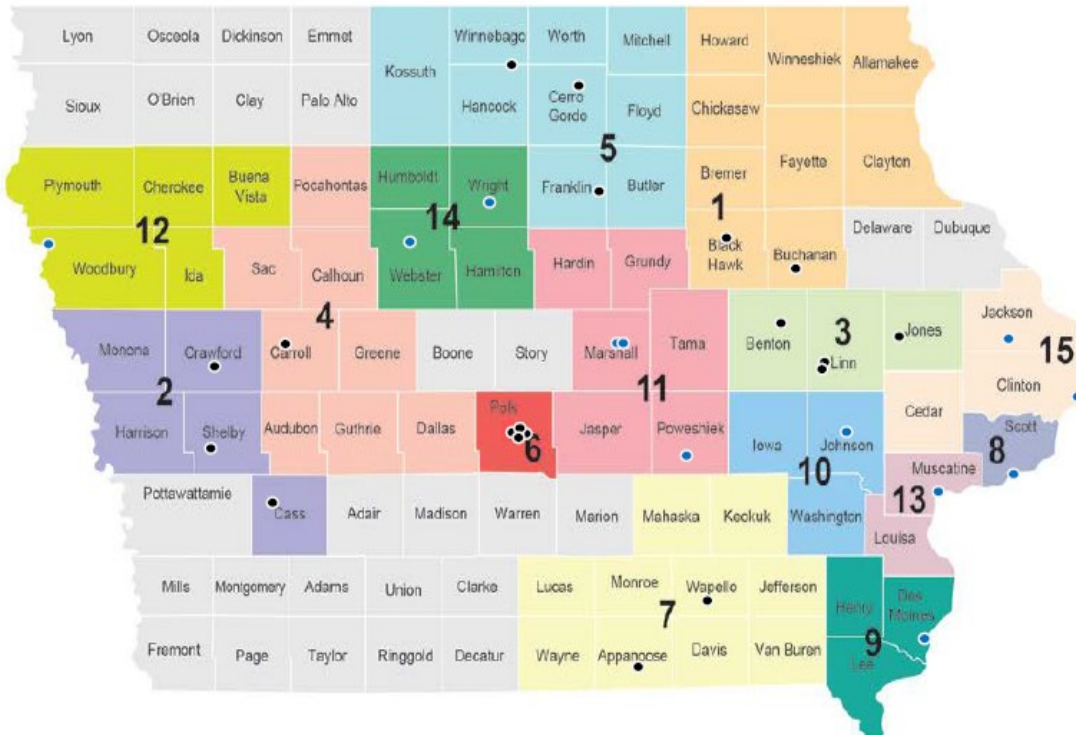
In 2021, there were a total of **218,881 services** provided to individuals utilizing **State Family Planning Program, IHAWP and Medicaid** across all categories for a **total cost of \$9,333,666.77**

TITLE X

The state of Iowa has two federally funded grantees, Iowa HHS and the Family Planning Council of Iowa (FPCI) that provide family planning services. Iowa HHS uses a competitive selection process, Request for Proposal (RFP) to determine contractors within their awarded service area. Eligible applicants include private nonprofit & public agencies. The RFP is released every six years and an annual continuation Request for Application (RFA) is released the following years.

Title X Service Map 2020

Title X Family Planning Agencies in Iowa



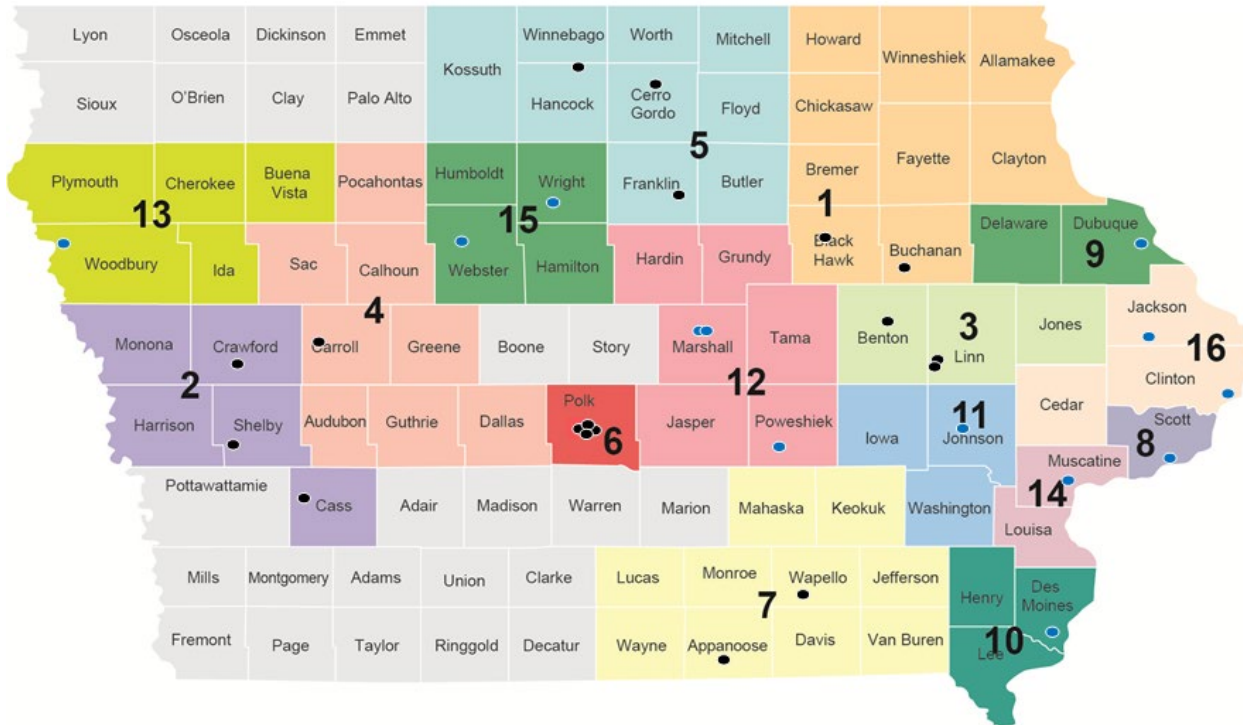
Iowa HHS covered a total of 45-counties during this period. Iowa HHS had contractors that covered service areas #1, #2, #3, #4, #5, #6, #7. There were no changes in contractors from 2020 to 2021. The Family Planning Council of Iowa, a nonprofit organization, and covered 55 counties (both FPCI and Iowa HHS covered Polk County). FPCI had contractors that covered service areas #8, #9, #10, #11, #12, #13, #14 and #15.

Title X Service Map 2021

Please note the numbering for the Title X map service areas slightly changed from 2020.

Iowa HHS covered service areas #1, #2, #3, #4, #5, #6, #7. There was no change in contractors from 2020. FPCI covered service areas #8, #9, #10, #11, #12, #13, #14, #15 and #16 with a new contractor added to the FPCI network.

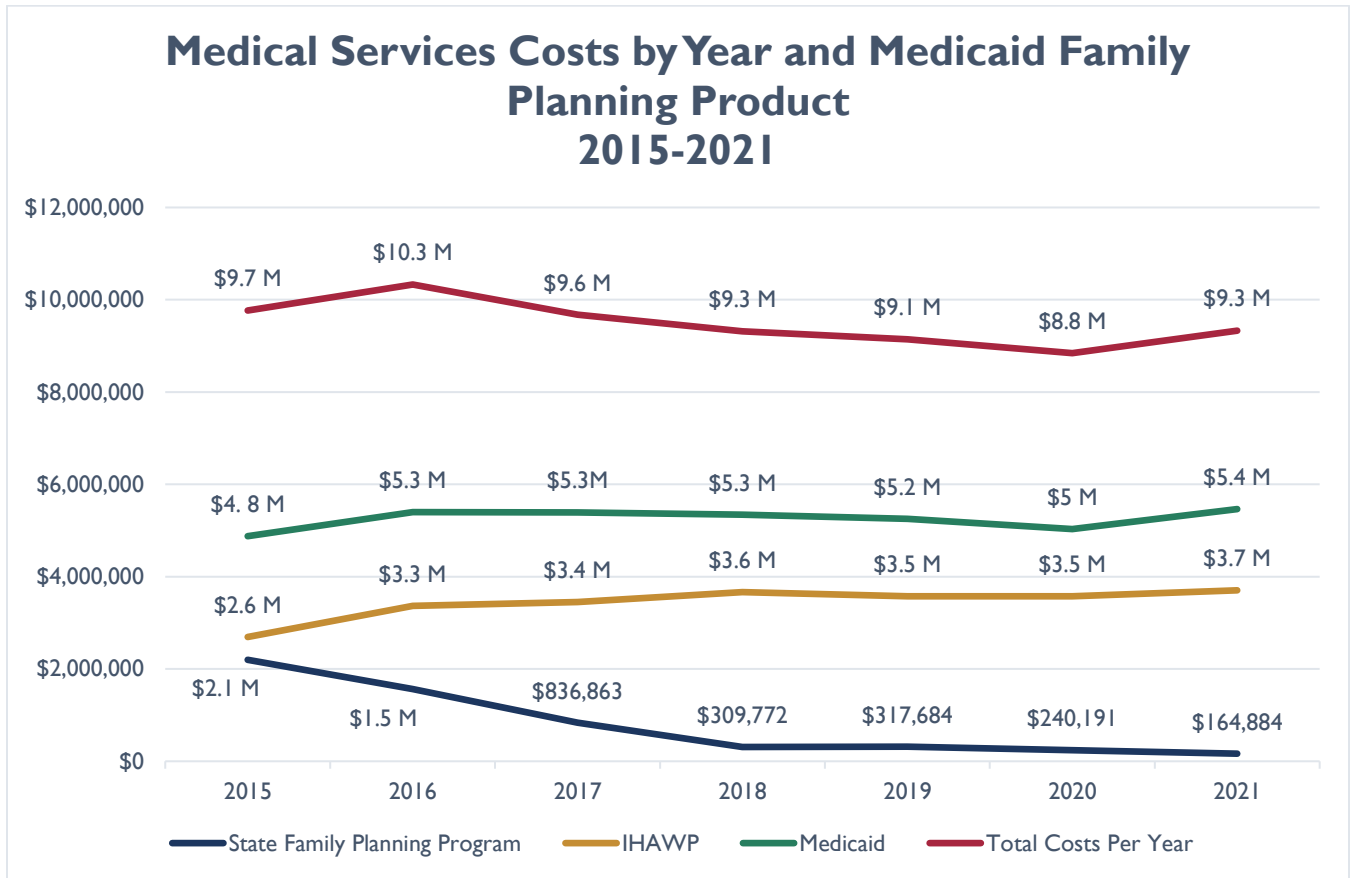
Title X Family Planning Agencies in Iowa



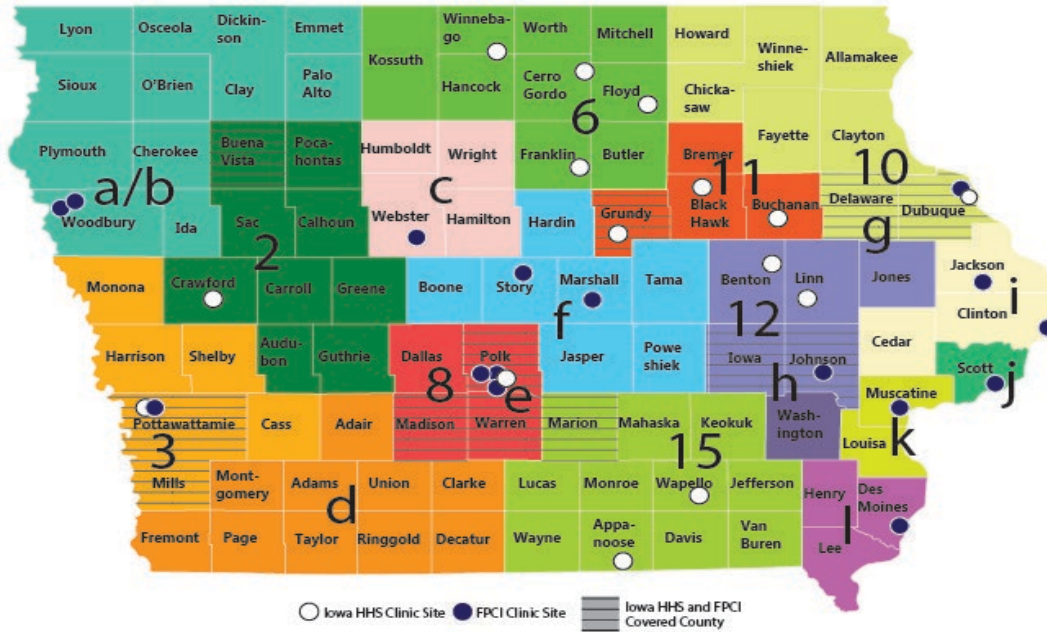
Please note the service area maps listed above do not reflect the current Iowa HHS service area and is not the most up to date version of the Title X Family Planning Program service map. Refer to Appendix C for the most recent version of the Title X Family Planning Program service map as of August 2023.

Summary

Trends in costs for medical services in family planning follow those of individuals utilizing Medicaid family planning services. The chart below depicts those trends. Over 7 years, the total costs for all three Medicaid products have decreased by 4.4%. There are several factors that influence the year-to-year trends. They include the maturity of and enrollment of members in the IHAWP product, the implementation of Managed Care in 2016, and the maintenance of the eligibility status of members during the COVID-19 pandemic in 2020 and 2021.



Appendix C: Title X Family Planning Agencies in Iowa 2023



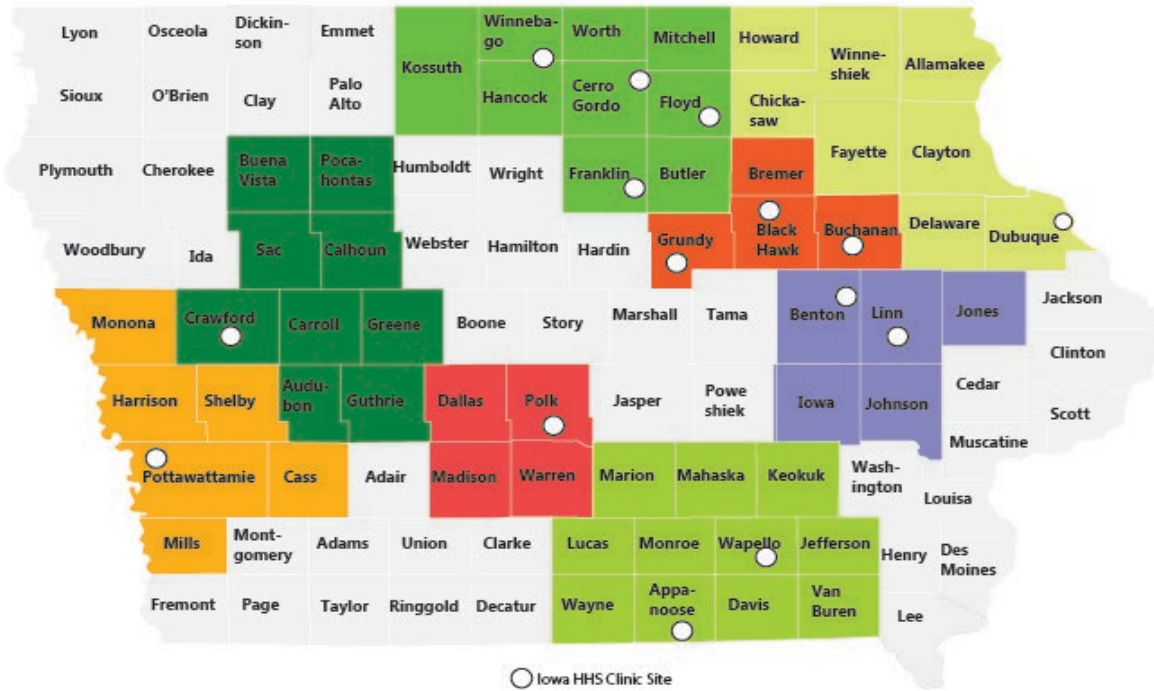
Family Planning Services Funded by Iowa Health and Human Services

- | | |
|--------------------------------------------------------------------------------------------------------------------------------------------------------------------------------------------------------------------------------------------------------------------------------------------------------------------|----------------------------------------------------------------------------------------------------------------------------------------------------------------------------------------------------------------------------------------------------------------------------------------------|
| <ul style="list-style-type: none"> 2. Crawford County Home Health & Hospice
Denison 3. Pottawattamie Public Health
Council Bluffs – <i>Start Date TBD</i> 6. North Iowa Community Action
Mason City 8. Every Step
Des Moines – <i>Start Date TBD</i> | <ul style="list-style-type: none"> 10. Visiting Nurse Association
Dubuque – <i>Start Date TBD</i> 11. Allen Memorial Hospital
Waterloo 12. Eastern Iowa Health Center
Cedar Rapids 15. River Hills Community Health Center
Ottumwa |
|--------------------------------------------------------------------------------------------------------------------------------------------------------------------------------------------------------------------------------------------------------------------------------------------------------------------|----------------------------------------------------------------------------------------------------------------------------------------------------------------------------------------------------------------------------------------------------------------------------------------------|

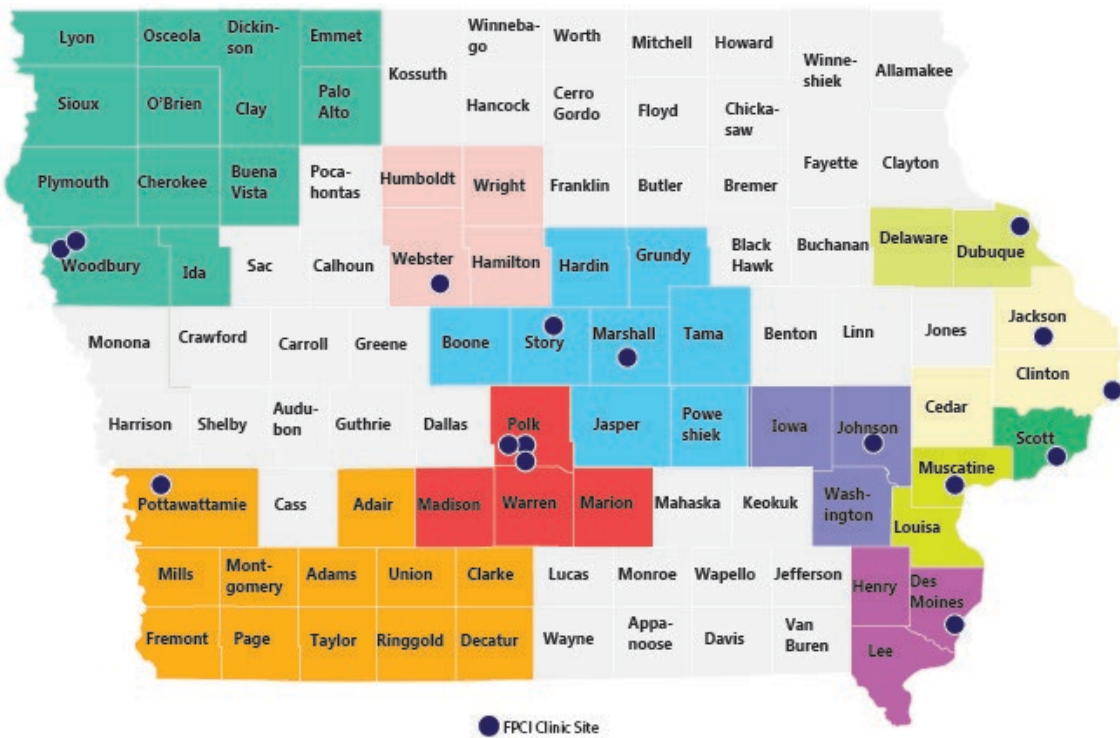
Family Planning Services Funded by the Family Planning Council of Iowa

- | | |
|-----------------------------------------------------------------------------------------------------------------------------------------------------------------------------------------------------------------------------------------------------------------------------------------------------------------------------------------------------------------------------------------------------------------------------------------------------------------------------------|------------------------------------------------------------------------------------------------------------------------------------------------------------------------------------------------------------------------------------------------------------------------------------------------------------------------------------|
| <ul style="list-style-type: none"> a. Planned Parenthood
Sioux City b. Siouxland Community Health Center
Sioux City c. Community Health Center of Fort Dodge
Fort Dodge – <i>Start Date TBD</i> d. Planned Parenthood
Council Bluffs e. Planned Parenthood
Des Moines & Urbandale f. Primary Health Care
Marshalltown & Ames g. Crescent Community Health Center
Dubuque | <ul style="list-style-type: none"> h. Planned Parenthood
Iowa City i. Women’s Health Services
Clinton j. Community Health Care, Inc.
Davenport k. Trinity Muscatine
Muscatine l. Great River Health System/Family Planning of
Southeast Iowa
Burlington |
|-----------------------------------------------------------------------------------------------------------------------------------------------------------------------------------------------------------------------------------------------------------------------------------------------------------------------------------------------------------------------------------------------------------------------------------------------------------------------------------|------------------------------------------------------------------------------------------------------------------------------------------------------------------------------------------------------------------------------------------------------------------------------------------------------------------------------------|

Family Planning Services Funded by Iowa Health and Human Services



Family Planning Services Funded by the Family Planning Council of Iowa



STATE OF IOWA DEPARTMENT OF
Health AND **Human**
SERVICES

**Family Planning Services in Iowa:
2020 and 2021**

September 2023

Brief 4: Contraceptive Services

Contraceptive Services

Contraceptive services are a significant category of family planning services and understanding which services are used and their cost is a third step in developing a more detailed understanding of family planning. The Medicaid and Title X Family Planning Programs provide a range of contraceptive services. The Mayo Clinic advises there are a variety of benefits garnered through use of contraceptive methods. Those benefits include protection of sexually transmitted infections, a reduction in the risk of some cancers, lighter menstrual cycles, and reducing unintended pregnancies.

The tables below depict the categories of contraception and utilization within each category. The Medicaid services are shown by category, with the State Family Planning Program first, followed by the Iowa Health and Wellness (IHAWP) program and Medicaid combined total, and the three program totals. Cost by category is depicted in the Medicaid tables. Tables identifying utilization across contraceptive categories for the Title X Family Planning Program follow.

An effort has been made to represent the contraceptive services using a standardized method across programs, grouping similar services. The differences in the data sources limits full comparison, which should be considered as the data is reviewed. Medicaid claims data and pharmacy data were used to produce the results for the State Family Planning Program, IHAWP, and Medicaid. Data from the Federal Family Planning Annual Report (FPAR) which is a requirement for Title X was used to produce the results for Title X. The FPAR reports are based on calendar year, January through December.

STATE FAMILY PLANNING PROGRAM

2020

Contraceptive Category	Service Count (%)	Cost (%)
Oral	1,497 (72%)	\$32,040.35 (38%)
Injectable	351 (17%)	\$4,249.14 (5%)
LARC IUD Implants	111 (5%)	\$39,261.04 (47%)
Ring	90 (4%)	\$3,654.75 (4%)
Patch	17 (1%)	\$4,029.56 (5%)
Diaphragm	1 (.05%)	\$19.62 (.02%)
Total	2,067	\$83,254.46

In CY2020, 1,269 unduplicated clients accessed family planning services through the State Family Planning program. The most utilized contraceptive method was oral contraceptives with 72% of the total contraceptive services. This method was followed by injectable contraceptives (17%) and LARC/IUD/Implants (5%), echoing the utilization trends in CY2020.

The total cost for **2,067** contraceptive services for the **State Family Planning Program** in **2020** was **\$83,254.⁴⁶**

2021

Contraceptive Category	Service Count (%)	Cost (%)
Oral	1,184 (73%)	\$23,121.37 (39%)
Injectable	278 (17%)	\$3,117.97 (5%)
LARC IUD Implants	82 (5%)	\$28,291.29 (47%)
Ring	58 (4%)	\$1,993.31 (3%)
Patch	27 (2%)	\$3,164.31 (5%)
Diaphragm	0 (0%)	\$0.00 (0%)
Total	1,629	\$59,688.25

In CY2021, 423 unduplicated clients accessed family planning services through the State Family Planning program. The most utilized contraceptive method was oral contraceptives with 73% of the total contraceptive services. This method was followed by injectable contraceptives (17%) and LARC/IUD/Implants (5%), echoing the utilization trends in CY2020.

The total cost for **1,629** contraceptive services for the **State Family Planning Program** in **2021** was **\$59,688²⁵**.

MEDICAID FAMILY PLANNING SERVICES

Iowa Health and Wellness Plan (IHAWP) and Medicaid Combined

2020

Contraceptive Category	Service Count (%)	Cost (%)
Oral	96,945 (81%)	\$2,713,476.19 (43%)
Injectable	16,606 (14%)	\$931,504.09 (15%)
LARC IUD Implants	2,783 (2%)	\$1,908,904.86 (30%)
Patch	2,286 (2%)	\$385,279.36 (6%)
Ring	1,534 (1%)	\$377,321.40 (6%)
Diaphragm	0 (0%)	\$0.00 (0%)
Total	120,154	\$6,316,485.90

In CY2020, 36,239 unduplicated clients accessed family planning services through Medicaid Family Planning Services (inclusive of those enrolled in IHAWP and Medicaid). The most utilized contraceptive method among those utilizing contraceptive services was oral contraceptives with 81% of the total contraceptive services. This method was followed by injectable contraceptives (14%) and LARC/IUD/Implants (2%).

The total cost for **120,154** contraceptive services for **IHAWP and Medicaid** in **2020** was **\$6,316,485⁹⁰**.

2021

Contraceptive Category	Service Count (%)	Cost (%)
Oral	99,504 (79%)	\$2,900,776.74 (44%)
Injectable	19,863 (16%)	\$1,058,428.53 (16%)
LARC IUD Implants	2,983 (2%)	\$1,997,145.97 (30%)
Patch	1,916 (1%)	\$329,809.70 (5%)
Ring	1,407 (1%)	\$332,354.54 (5%)
Diaphragm	0 (0%)	\$0.00 (0%)
Total	125,673	\$6,618,515.48

In CY2021, 41,291 unduplicated clients accessed family planning services through Medicaid Family Planning Services (inclusive of those enrolled in IHAWP and Medicaid). The most utilized contraceptive method among those utilizing contraceptive services was oral contraceptives with 79% of the total contraceptive services. This method was followed by injectable contraceptives (16%) and LARC/IUD/Implants (2%).

The total cost for 125,673 contraceptive services for **IHAWP and Medicaid** in **2021** was **\$6,618,515⁴⁸**.

MEDICAID FAMILY PLANNING SERVICES: THREE PROGRAM TOTALS BY YEAR

2020

Contraceptive Category	Service Count (%)	Cost (%)
Oral	98,442 (81%)	\$2,745,516.54 (43%)
Injectable	16,957 (14%)	\$935,753.23 (15%)
LARC IUD Implants	2,894 (2%)	\$1,948,165.90 (30%)

Patch	2,303 (2%)	\$389,308.92 (6%)
Ring	1,624 (1%)	\$380,976.15 (6%)
Diaphragm	1 (.001%)	\$19.62 (0%)
Total	122,221	\$6,399,740.36

In CY2020, 37,508 unduplicated clients accessed family planning services through all three Medicaid products. The most utilized contraceptive method among those utilizing contraceptive services was oral contraceptives with 81% of the total contraceptive services. This method was followed by injectable contraceptives (13%) and LARC/IUD/Implants (2%).

The total cost for 122,221 contraceptive services for **Medicaid** programs in **2020** was **\$6,399,740³⁶**.

2021

Contraceptive Category	Service Count (%)	Cost (%)
Oral	100,688 (79%)	\$2,923,898.11 (44%)
Injectable	20,141 (16%)	\$1,061,546.50 (16%)
LARC IUD Implants	3,065 (2%)	\$2,025,437.26 (30%)
Patch	1,943 (2%)	\$332,974.01 (5%)
Ring	1,465 (1%)	\$334,347.85 (5%)
Diaphragm	0 (0%)	\$0.00 (0%)
Total	127,302	\$6,678,203.73

In CY2021, 41,714 unduplicated clients accessed family planning services through all three Medicaid products. The most utilized contraceptive method among those utilizing contraceptive services was oral contraceptives with 79% of the total contraceptive services. This method was followed by injectable contraceptives (16%) and LARC/IUD/Implants (2%).

The total cost for 127,302 contraceptive services for **Medicaid** programs in **2021** was **\$6,678,203⁷³**.

TITLE X

Data is based on the method the client was using at the end of their encounter and may not reflect that the method was newly provided to the client as part of the Title X visit. The Title X Family Planning Program collects data on several other birth control methods that are not reflected below. Clients may also report abstinence, trying to become pregnant, or relying on a male method such as male condoms or vasectomy, which are also not reflected in the table.

2020

Contraceptive Category	Count of Users (%)
LARC IUD Implants	2,182 (39%)
Oral	1,619 (29%)
Injectable	1,442 (26%)
Ring	172 (3%)
Patch	148 (3%)
Diaphragm	0 (0%)
Total	5,563

In CY2020, a total of 8,397 females used Title X Family Planning services with 66% utilizing contraceptive services in the categories depicted in this table. The largest single category of contraceptives chosen by female Title X Family Planning Program users was oral contraceptives with 29% choosing this method, followed by injectable contraceptives (26%). The combined category of LARC/IUD/implants was chosen by 39%.

2021

Contraceptive Category	Count of Users (%)
LARC IUD Implants	2,163 (40%)
Oral	1,459 (27%)
Injectable	1,419 (26%)
Ring	166 (3%)
Patch	166 (3%)
Diaphragm	0 (0%)
Total	5,373

In CY2021, a total of 8,534 females used Title X Family Planning services with 63% utilizing contraceptive services in the categories depicted in this table. The largest single category of contraceptives chosen by female Title X Family Planning Program users in 2021 was oral contraceptives with 27% choosing this method, followed by injectable contraceptives (26%). The combined category of LARC/IUD/implants was chosen by 40%.

Summary

Contraceptive services are the top service category for family planning services. Oral contraceptives are the most common type of contraceptive method chosen by individuals accessing services through Medicaid programs, followed by injectable contraceptives. LARC/IUD/Implant methods are most utilized among individuals accessing services through the Title X Family Planning Program followed by oral and injectable contraceptives. While comparison of the data between programs is limited, the primary methods chosen by participants in these programs are consistent from year-to-year.

STATE OF IOWA DEPARTMENT OF
Health AND **Human**
SERVICES

**Family Planning Services in Iowa:
2020 and 2021**

September 2023

Brief 5: Preventive Health Services

Preventive Health Services

The range of Family Planning Programs provide preventive health services that are beneficial to reproductive health. Those services include testing for sexually transmitted infections (STIs), cervical cancer screenings, and breast exams. In the tables below, Medicaid services are shown by calendar year and category, with the State Family Planning Program first, followed by the Iowa Health and Wellness (IHAWP) program and Medicaid combined total, and the three program totals. Tables identifying utilization across service categories for the Title X Family Planning Program follow. All service counts under 10 have been suppressed.

The U.S. Preventive Services Task Force recommendations for Chlamydia and Gonorrhea¹ are nearly the same, influencing the number of screenings noted in the Medicaid data below. Of note, breast exams are not present in the Medicaid data for this report. For these reasons, the data from each source should not be compared.

STATE FAMILY PLANNING PROGRAM

2020

2021

Category	Service Count (%)	Category	Service Count (%)
Cervical Cancer Screening	109 (11%)	Cervical Cancer Screening	66 (13%)
Chlamydia Testing	420 (44%)	Chlamydia Testing	227 (43%)
Gonorrhea Testing	420 (44%)	Gonorrhea Testing	227 (43%)
HIV Testing	- -	HIV Testing	- -
Syphilis Testing	- -	Syphilis Testing	- -
Total	954	Total	525

In CY2020, 1,269 unduplicated clients accessed family planning services through the State Family Planning program. 954 preventive health screenings were provided.

In CY2021, 423 unduplicated clients accessed family planning services through the State Family Planning program. 525 preventive health screenings were provided.

¹ Journal of the American Medical Association. (2021). Screening for chlamydia and gonorrhea: US Preventive Services Task Force recommendation statement. <file:///C:/Users/shorak.IADHSR3/Downloads/chlamydia-gonorrhea-recstatement.pdf>

MEDICAID FAMILY PLANNING SERVICES

Iowa Health and Wellness Plan (IHAWP) and Medicaid Combined

2020

Category	Service Count
Cervical Cancer Screening	281 (2%)
Chlamydia Testing	5,647 (37%)
Gonorrhea Testing	5,607 (37%)
HIV Testing	2,381 (16%)
Syphilis Testing	1,405 (9%)
Total	15,321

In CY2020, 36,239 unduplicated clients accessed family planning services through Medicaid Family Planning Services (inclusive of those enrolled in IHAWP and Medicaid). 15,321 preventive health screenings were provided.

2021

Category	Service Count
Cervical Cancer Screening	716 (4%)
Chlamydia Testing	6,291 (35%)
Gonorrhea Testing	6,261 (35%)
HIV Testing	2,893 (16%)
Syphilis Testing	1,833 (10%)
Total	17,994

In CY2021, 41,291 unduplicated clients accessed family planning services through Medicaid Family Planning Services (inclusive of those enrolled in IHAWP and Medicaid). 17,994 preventive health screenings were provided.

MEDICAID FAMILY PLANNING SERVICES: THREE PROGRAM TOTALS BY YEAR

2020

Category	Service Count
Cervical Cancer Screening	390 (2%)
Chlamydia Testing	6,067 (37%)
Gonorrhea Testing	6,027 (37%)
HIV Testing	2,384 (15%)
Syphilis Testing	1,407 (9%)
Total	16,275

In CY2020, 37,508 unduplicated clients accessed family planning services through all three Medicaid products. 16,275 preventive health screenings were provided.

2021

Category	Service Count
Cervical Cancer Screening	782 (4%)
Chlamydia Testing	6,518 (35%)
Gonorrhea Testing	6,488 (35%)
HIV Testing	2,893 (16%)
Syphilis Testing	1,833 (10%)
Total	18,514

In CY2021, 41,714 unduplicated clients accessed family planning services through all three Medicaid products. 18,514 preventive health screenings were provided.

TITLE X

As part of the Title X Family Planning Program, along with STI screening, cervical cancer screenings are provided. Data that is collected includes the number of unduplicated female users who obtained a Pap test. Data is also collected for breast cancer screenings.

CERVICAL AND BREAST CANCER SCREENING

During calendar year 2020, 2,059 unduplicated number of female users obtained a Pap test. Breast cancer screening and referral activities are also collected which include the number of unduplicated female users who have received a clinical breast exam and number of unduplicated female users who were referred for further evaluation. A total of 3,105 unduplicated female users received a clinical breast exam. Out of the 3,105, a total of 19 (6%) needed further evaluation.

During Calendar year 2021, 2,240 unduplicated number of female users obtained a Pap test which was an increase of 181 screenings. Breast cancer screening and referral activities are also collected which include the number of unduplicated female users who have received a clinical breast exam and number of unduplicated female users who were referred for further evaluation. A total of 3,381 (increase of 276 screenings from 2020) unduplicated female users received a clinical breast exam. Out of the 3,381, a total of 18 (less than 1%) needed further evaluation.

STI TESTING 2020

Category	Service Count
Chlamydia and Gonorrhea Testing (unduplicated)	5733 (80%)
HIV Testing	788 (11%)
Syphilis Testing	652 (9%)
Total	7,173

STI TESTING 2021

Category	Service Count
Chlamydia and Gonorrhea Testing (unduplicated)	6322 (80%)
HIV Testing	966 (12%)
Syphilis Testing	595 (8%)
Total	7,883

2020

The table above provides information on the STI testing activities that are performed within the Iowa HHS Title X clinics in CY2020. 5,733 unduplicated clients were tested for chlamydia and gonorrhea. 7,173 tests were completed for Chlamydia, Gonorrhea, HIV, and Syphilis.

2021

The table above provides information on the STI testing activities that are performed within the Iowa HHS Title X clinics in CY2021. 6,322 unduplicated clients were tested for chlamydia and gonorrhea. 7,883 tests were completed for Chlamydia, Gonorrhea, HIV, and Syphilis.

Summary

Preventive screenings are an important service provided to individuals who access family planning services. Physicians and other health care providers delivering family planning services have a crucial role in preventing and treating STIs² and screening for cancers³. While comparison of the data between programs is limited, the rates of screening are consistent from year-to-year and overall trends note the significance of preventive screenings across programs.

² Centers for Disease Control and Prevention. (2021). *Sexually transmitted infections treatment guidelines: Summary and introduction*. <https://www.cdc.gov/std/treatment-guidelines/intro.htm>

³ Ranji, U., Gomez, I., & Saiganicoff, A. (2022). *Medicaid coverage of family planning benefits: Findings from a 2021 state survey*. Kaiser Family Foundation Women's Health Policy. <https://www.kff.org/womens-health-policy/report/medicaid-coverage-of-family-planning-benefits-findings-from-a-2021-state-survey/>

STATE OF IOWA DEPARTMENT OF
Health AND **Human**
SERVICES

Family Planning Services in Iowa:
2020 and 2021

July 2023

Brief 6

Future Focused Activities to Support Family Planning in Iowa

As the State of Iowa continues to prioritize addressing maternal health issues such as severe maternal morbidity and mortality, the work must consider the full spectrum of women's health to identify linkages and opportunities to improve health outcomes. Iowa HHS updated the Maternal Health Strategic Plan in 2022 to capture the work being done in the state to address maternal health and continues to use the Strategic Plan to prioritize efforts to improve maternal health outcomes.

One of three priorities identified through the strategic planning process is *health before, during and after pregnancy*, with a heavy focus on preconception and inter-conception care. Title X Family Planning Clinics are outlined within the strategic plan as an evidence-based strategy to improve preconception and inter-conception care, and future programming will continue to align with the priorities and recommendations outlined in the strategic plan.

The initiatives linked below are supported by HHS and are strategies related to the information contained in this report:

[Title X Family Planning Program](https://opa-fpclinicdb.hhs.gov/)

<https://opa-fpclinicdb.hhs.gov/>

The Title X Family Planning Program is the only Federal program dedicated to providing comprehensive family planning and preventive health services. The family planning clinics offer reproductive health services and community education across the state of Iowa. These services include broad range of family planning methods as well as the HPV vaccination, provision of HIV pre-exposure prophylaxis (PrEP), breast and cervical cancer screening, and screening for obesity, smoking, drug and alcohol use, mental health, and intimate partner violence.

[Iowa HHS STI Program](https://hhs.iowa.gov/hivstihep/sti)

<https://hhs.iowa.gov/hivstihep/sti>

Program works to mitigate the effects of sexually transmitted infections among Iowans. In a rural state like Iowa, the STI Program must partner with other groups, agencies, and organizations for the delivery of information and services. The STI Program has established 58 provider sites for gonorrhea and chlamydia testing and treatment. The combination of local health departments and a network of local medical providers are the system that controls these infections.

[Iowa HHS HIV/AIDS Program](https://hhs.iowa.gov/hivstihep/hep)

<https://hhs.iowa.gov/hivstihep/hep>

The HIV/AIDS Program coordinates statewide HIV/AIDS prevention and care services for Iowa residents. The HIV/AIDS Program consists of these components: Prevention, Care & Support Services, Data & Disease Reporting, and an HIV/AIDS/Hepatitis Integration Project.

[Iowa's Healthy Pregnancy Program](https://hhs.iowa.gov/Bureau-of-Family-Health/Maternal-Health/Pregnancy-Resources) (referred to as **Maternal Health Programs**)

<https://hhs.iowa.gov/Bureau-of-Family-Health/Maternal-Health/Pregnancy-Resources>

The Healthy Pregnancy Program provides education, resources and support to pregnant and postpartum women

Doula Services for African American/Black Identifying Pregnant Women

<https://hhs.iowa.gov/Bureau-of-Family-Health/Maternal-Health/Pregnancy-Resources>

Limited Doula Services are currently available through a pilot project in Polk, Black Hawk, Scott, and Dubuque Counties. A doula is a trained, non-medical professional who will provide continuous emotional and physical support before, during, and after childbirth.

Iowa Maternal Quality Care Collaborative

<https://www.imqcc.org/>

The Iowa Maternal Quality Care Collaborative (IMQCC) is a multi-disciplinary task force that serves as the principal oversight body responsible for improving communication and collaboration among groups addressing obstetrical care in Iowa.

Iowa AIM Program

<https://www.imqcc.org/iowa-aim-program>

The Alliance for Innovation on Maternal Health (AIM) is a national data-driven maternal safety and quality improvement initiative. Iowa enrolled in the AIM Program in October 2020, and the program officially launched in May 2021.

Family Support Programs

<https://www.iafamilysupportnetwork.org/families/family-support/individual/>

Family support programs, also known as home visiting programs, share information, education and champion families.

Women, Infants and Children (WIC)

<https://hhs.iowa.gov/wic>

WIC is a supplemental nutrition program for babies, children under the age of 5, pregnant women, breastfeeding women, and women who have had a baby in the last 6 months.

I-Smile™

<https://ismile.idph.iowa.gov/find-my-coordinator>

I-Smile™ is a statewide program that connects lowans with dental, medical, and community resources to ensure a lifetime of health and wellness. I-Smile™ is for kids and pregnant women.

In 2023, the IMQCC will launch a subcommittee for Preconception and Prenatal Care to share resources with providers related to preconception and prenatal care and inform Iowa HHS on strategies to support the Maternal Health Strategic Plan. The subcommittee will also focus on ensuring Family Medicine practitioners who provide prenatal care have resources and support to continue to provide this essential service.

HHS family planning programs will undertake this work over the coming year and beyond as the agencies work in partnership on programmatic alignment and movement toward a true health and human services system for the benefit of all Iowans.

2019 Data Tables by Topic and Program

PROVIDERS

State Family Planning Program

In State	Out of State
108	9

IHAWP

In State	Out of State
519	70

Medicaid

In State	Out of State
627	89

UTILIZATION

State Family Planning Program

AGE	FEMALE	MALE	TOTAL
UNDER 15	14	0	14
15-17	147	4	151
18-19	222	9	231
20-24	402	28	430
25-29	295	32	327
30-34	193	13	206
35-39	106	14	120
40-44	70	6	76
OVER 44	44	1	45
TOTAL	1,493	107	1,600

IHAWP

AGE	FEMALE	MALE	TOTAL
UNDER 15	0	0	0
15-17	0	0	0
18-19	1,376	33	1,409
20-24	4,185	226	4,411
25-29	3,099	172	3,271

30-34	2,162	151	2,313
35-39	1,418	133	1,551
40-44	919	92	1,011
OVER 44	1,188	301	1,489
TOTAL	14,347	1,108	15,455

Medicaid

AGE	FEMALE	MALE	TOTAL
UNDER 15	1,322	198	1,520
15-17	3,775	89	3,864
18-19	2,586	68	2,654
20-24	3,552	33	3,585
25-29	4,306	36	4,342
30-34	2,954	43	2,997
35-39	1,895	55	1,950
40-44	974	40	1,014
OVER 44	1,111	252	1,363
TOTAL	22,475	814	23,289

MEDICAL SERVICES

State Family Planning Program

MEDICAL SERVICE CATEGORY NAME	SERVICE COUNT	COST
Contraceptives	2,492	\$107,827.84
Evaluation and Management	2,116	\$104,970.21
Pathology/Laboratory	1,322	\$66,108.62
Surgery	391	\$37,551.89
Radiology	89	\$494.70
Other Services	12	\$624.19
Counseling/Screening/Preventive Services	4	\$106.05
Medical and Surgical Supplies/DME	0	\$0.00
Anesthesiology	0	\$0.00
TOTAL	6,426	\$317,683.50

IHAWP

MEDICAL SERVICE CATEGORY NAME	SERVICE COUNT	COST
Contraceptives	52,069	\$2,492,348.56
Pathology/Laboratory	17,040	\$345,906.89
Evaluation and Management	12,042	\$470,296.54
Surgery	3,985	\$187,789.71
Radiology	1,042	\$75,314.34
Other Services	28	\$1,295.50
Counseling/Screening/Preventive Services	17	\$46.80
Medical and Surgical Supplies/DME	2	\$46.70
Anesthesiology	0	\$0.00
TOTAL	86,225	\$3,573,045.04

Medicaid

MEDICAL SERVICE CATEGORY NAME	SERVICE COUNT	COST
Contraceptives	69,519	\$3,848,914.48
Evaluation and Management	18,326	\$587,424.92
Pathology/Laboratory	24,358	\$471,476.00
Surgery	5,653	\$248,617.52
Radiology	1,431	\$91,818.13
Other Services	24	\$1,738.52
Counseling/Screening/Preventive Services	7	\$168.37
Medical and Surgical Supplies/DME	21	\$56.72
Anesthesiology	0	\$0.00
TOTAL	119,339	\$5,250,214.66

CONTRACEPTIVE SERVICES

State Family Planning Program

CATEGORY	SERVICE COUNT	COST
Oral	1,737	\$40,977.96
Injectable	485	\$7,745.37
LARC IUD Implants	150	\$53,036.06
Ring	105	\$3,352.42
Patch	15	\$2,716.03
Diaphragm	0	\$0.00
	2,492	\$107,827.84

IHAWP

CATEGORY	SERVICE COUNT	COST
Oral	43,631	\$1,176,181.26
Injectable	5,919	\$329,672.05
LARC IUD Implants	1,037	\$680,875.81
Patch	767	\$132,188.52
Ring	715	\$173,430.92
Diaphragm	0	\$0.00
	52,069	\$2,492,348.56

Medicaid

CATEGORY	SERVICE COUNT	COST
Oral	54,496	\$1,430,043.74
Injectable	10,950	\$619,140.11
LARC IUD Implants	1,996	\$1,376,891.48
Patch	1,241	\$213,978.67
Ring	835	\$208,775.51
Diaphragm	1	\$84.97
	69,519	\$3,848,914.48

PREVENTIVE HEALTH SERVICES

State Family Planning Program

CATEGORY	SERVICE COUNT
Cervical Cancer Screening	147
Chlamydia Testing	579
Gonorrhea Testing	574
HIV Testing	8
Syphilis Testing	6
Total	1,314

IHAWP

CATEGORY	SERVICE COUNT
Cervical Cancer Screening	158
Chlamydia Testing	2,496
Gonorrhea Testing	2,473
HIV Testing	1,149
Syphilis Testing	857
Total	7,133

Medicaid

CATEGORY	SERVICE COUNT
Cervical Cancer Screening	188
Chlamydia Testing	3,551
Gonorrhea Testing	3,534
HIV Testing	1,125
Syphilis Testing	931
Total	9,329

MEDICAID DATA METHODS

Relevant Family Planning Provider Types

PROVIDER TYPE	Description
01	GENERAL HOSPITAL
02	PHYSICIAN MD
03	PHYSICIAN DO
08	PHARMACY
10	INDEPENDENT LAB
12	MEDICAL SUPPLES
13	RURAL HEALTH CLINIC
14	CLINIC
22	FAMILY PLANNING
24	HEALTH MAINTENANCE ORGAN.
30	SCREENING CENTER
35	MATERNAL HEALTH CENTER
36	AMBULATORY SURGICAL CENTER
37	IME DEFAULT PROVIDER
38	CERTIFIED NURSE MIDWIFE
39	BIRTHING CENTER
44	CRNA
46	PREPAID HEALTH PLAN
49	FEDERAL QUALIFIED HEALTH CENTER (FQHC)
50	NURSE PRACTITIONER
59	INDIAN HEALTH SERVICE
61	OTHER PRACTITIONER - GENERAL
68	PHYSICIAN ASSISTANT
72	PUBLIC HEALTH AGENCIES
74	IHAWP HMO PROVIDER
75	IHAWP MARKETPLACE PROVIDER
76	ACO (ACCOUNTABLE CARE ORGANIZATION)

MEDICAID DATA METHODS

Family Planning Service Codes

00921	Anesthesia for procedures on male genitalia (including open urethral procedures); vasectomy, unilateral or bilateral
00952	Anesthesia for hysteroscopy
11975	Insertion of non-biodegradable drug, device, or implant
11976	Removal of non-biodegradable drug, device, or implant
11977	Removal with reinsertion of non-biodegradable drug, device, or implant
11981	Insertion, non-biodegradable drug delivery implant
11982	Removal, non-biodegradable drug delivery implant
11983	Removal with reinsertion, non-biodegradable drug delivery implant
55250	Vasectomy, unilateral/bilateral (separate procedure), including postoperative semen examination(s)
55450	Ligation (percutaneous) of vas deferens, unilateral, or bilateral (separate procedure)
57170	Diaphragm or cervical cap fitting
57410	Pelvic exam under anesthesia
57420	Colposcopy of the entire vagina with cervix if present
57421	Colposcopy of the entire vagina, with cervix if present, with biopsy(s) of vagina/cervix
57452	Colposcopy of the cervix including upper/adjacent vagina
57454	Colposcopy of the cervix including upper/adjacent vagina; with biopsy(s) of the cervix and endocervical curettage
57455	Colposcopy of the cervix including upper adjacent vagina; with biopsy(s) of the cervix
57511	Cautery of cervix; cryocautery, initial or repeat
57522	Conization of cervix, with or without fulguration, with or without dilation and curettage, with or without repair; loop electrode excision
58300	Insertion of intrauterine device
58301	Removal of IUD
58340	Catheterization & introduction of saline infusion sonohysterography (SIS) or hysterosalpingography
58562	Hysteroscopy, surgical; with removal of impacted foreign body
58565	Essure - female sterilization
58600	Ligation or transection of fallopian tube(s) abdominal or vaginal approach, unilateral or bilateral
58611	Ligation or transection of fallopian tube(s), when done at the time of cesarean delivery or intra-abdominal surgery
58615	Occlusion of fallopian tube(s) by device (e.g., band, clip, falope ring) vaginal or suprapubic approach
58670	Laparoscopy - with fulguration of oviducts (with or without transection)
58671	Laparoscopy - with occlusion of oviducts (e.g., band, clip, falope ring)
58700	Salpingectomy, complete/partial unilateral/bilateral (separate procedure)
64435	Injection anesthetic agent, paracervical

84703	Gonadotropin, qualitative (pregnancy test)
81025	Urine pregnancy test
86689	Antibody; HTLV or HIV antibody, confirmatory test (e.g., Western Blot)
86701	Antibody; HIV-1
86702	Antibody; HIV-2
86703	Antibody; HIV-1 and HIV-2, single assay
87534	Infectious agent detection by nucleic acid (DNA or RNA); HIV-1, direct probe technique
87535	Infectious agent detection by nucleic acid (DNA or RNA); HIV-1, amplified probe technique
87536	Infectious agent detection by nucleic acid (DNA or RNA); HIV-1, quantification
87390	Infectious agent antigen detection by enzyme immunoassay technique, qualitative or semi-quantitative, multiple step method; HIV-1
86318	Immunoassay for infectious agent reagent strip
87088	Culture, presumptive pathogenic organisms, screening only
87102	Knickers test for yeast
87205	Smear, primary source, with interpretation, routine
87210	Smear, primary source, with interpretation, wet mount
87220	Koh test
87621	HPV - amplified probe test
87623	Infectious agent detection by nucleic acid; human papilloma virus; low-risk types
87624	Infectious agent detection by nucleic acid; human papilloma virus; high-risk types
87625	Infectious agent detection by nucleic acid; human papilloma virus; types 16 and 18 only; includes type 45, if performed
88154	Cytopathology, slides, cervical or vaginal; with manual screening & computer assisted rescreening using cell selection & review under physician supervision
88302	Level II - surgical pathology gross & microscopic exam
88305	Level IV- Surgical pathology, gross and microscopic examination
88307	Level V- Surgical pathology, gross and microscopic examination
89300	Semen analysis; presence and/or motility of sperm including Huhner test (post coital)
86593	Syphilis tests; quantitative
86592	Syphilis, qualitative (aka VDRL)
87110	Culture, chlamydia
87490	Infectious agent detection by nucleic acid, chlamydia...
87491	Chlamydia trachomatis, amplified probe technique
87590	Infectious agent detection by nucleic acid; N. gonorrhoea, direct probe technique
87591	Gonorrhoea - amplified probe test
88164	Cytopathology, slides, cervical or vaginal (the Bethesda System); manual screening under physician supervision
88165	Cytopathology, slides, cervical or vaginal (Bethesda System); manual screen & rescreen under physician supervision

88166	Cytopathology, slides, cervical or vaginal (Bethesda System); manual screen & computer assisted rescreen under physician supervision
88167	Cytopathology, slides, cervical or vaginal (Bethesda System); manual screen & computer assisted rescreen using cell selection & review under physician supervision
88174	Cytopathology, cervical or vaginal, liquid preservative, auto prep, automated screening under physician supervision
88175	Cytopathology, cervical or vaginal, liquid preservative, auto prep, automated screen & manual rescreen, under physician supervision
88141	Cytopathology pap, cervical or vaginal; any reporting system requiring interpretation by physician
88142	Cytopathology, cervical or vaginal, liquid preservative; automated prep, manual screen under physician supervision
88143	Cytopathology, cervical or vaginal, liquid preservative; automated prep, manual screen & rescreen under physician supervision
88147	Cytopathology-smears cervical or vaginal, screening by automated system under supervision of physician
88148	Cytopathology, smears cervical or vaginal, automated manual rescreening under physician supervision
88150	Cytopathology, slides-cervical or vaginal, manual screening under physician supervision
88152	Cytopathology, slides manual screen & computer assisted rescreen under physician supervision
88153	Cytopathology, slides, cervical or vaginal; with manual screening and rescreening under physician supervision
A4261	Cervical cap
A4266	Diaphragm
A4267	Condom, non-spermicidal
A4267	Condom, spermicidal
A4267	Contraceptive supply, condom, male each
A4268	Female condom
A4269	Spermicidal suppositories
A4269	Contraceptive foam
A4269	Contraceptive jelly
A4269	Contraceptive sponges
A4269	Vaginal contraceptive film
A4932	Basal thermometer
E1399	Essure Implant
J1050	Medroxyprogesterone acetate for contraceptive use, 1 mg
J1055	Depo Provera (Code Deleted: Jan 2013)
J2250	Injection, Midazolam HCL, 1 mg (Versed)
J7297	Levonorgestrel-releasing intrauterine contraceptive 3-year duration
J7298	Levonorgestrel-releasing intrauterine contraceptive 5-year duration
J3010	injection, Fentanyl Citrate, 0.1 mg (Fentanyl)
J3490	Doxycycline
J3490	Flagyl

J3490	Vaginal cream, e.g., Terazol
J3490	Unclassified Drugs (Use for medications and injectables related to contraception services). J3490 requires the claim to include the NDC number.
J7300	Intrauterine Device (IUD)
J7301	Levonorgestrel-releasing intrauterine contraceptive system (Skyla), 13.5 mg
J7302	IUD - Levonorgestrel-Release Intrauterine Contraception 52MG (brand name Merena)
J7303	Contraceptive supply, hormone containing vaginal ring, each
J7304	Transdermal Hormonal (Evra - patch)
J7306	Levonorgestrel (contraceptive) implant system, including implants and supplies)
J7307	Levonorgestrel (contraceptive) implants system, including implants and supplies (brand name Implanon) For December 2007 dates of service use S0180
J8499	Prescription drug, oral, non-chemotherapeutic, not otherwise specified (Use for oral medications related to contraception services). J8499 requires the claim to include the NDC number.
	Contraceptive Intrauterine Device – Assorted Obstetrical and Fertility Services
S4989	Progestasert IUD
	Contraceptive pills for birth control – Miscellaneous Medications and Therapeutic Substances
S4993	Oral contraceptive, 21-day supply
S4993	Oral contraceptive, 28-day supply
S4993	Seasonale - Family planning clinics. Seasonale requires prior authorization when dispensed at a pharmacy.
G0445	High intensity behavioral counseling to prevent sexually transmitted infection; face-to-face, individual, includes Education, skills training & guidance on how to change sexual behavior; performed semi-annually, 30 minutes
G0450	Screening for sexually transmitted infections, includes laboratory tests for chlamydia, gonorrhea, syphilis & hepatitis B (Not Active)
Z11.3	Encounter screen for infections w sexual mode of transmission
Z11.4	Encounter for screening for human immunodeficiency virus
Z11.51	Encounter for screening for human papillomavirus (HPV)
Z12.4	Encounter for screening for malignant neoplasm of cervix
Z20.2	Contact w and exposure to infect w a sexual mode of transmission
Z22.4	Carrier of infections w sexual mode of transmission
V72.81	Preoperative cardio exam diagnosis code to be used with sterilization procedures

MEDICAID DATA METHODS

Family Planning Evaluation and Management and Lab Service Codes

99201	(Non-Relevant CPT code)
99202	New patient office or other outpatient visit
99203	New patient office or other outpatient visit
99204	New patient office or other outpatient visit
99205	New patient office or other outpatient visit
99211	Established patient office or other outpatient visit
99212	Established patient office or other outpatient visit
99213	Established patient office or other outpatient visit
99214	Established patient office or other outpatient visit
99215	Established patient office or other outpatient visit
99241	(Non-Relevant CPT code)
99242	(Non-Relevant CPT code)
99243	(Non-Relevant CPT code)
99244	(Non-Relevant CPT code)
99245	(Non-Relevant CPT code)
99383	Preventive medicine service, new patient, initial, late childhood
99384	Preventive medicine service, new patient, evaluation, adolescent
99385	Preventive medicine service, new patient, 18-39 years of age
99386	Preventive medicine service, evaluate, 40-64 years
99393	Preventive medicine service, established patient, late childhood
99394	Preventive medicine service, established patient, adolescent
99395	Preventive medicine service, established patient, 18-39 years of age
99396	Preventive medicine service, 40-64 years of age
99401	Preventive medicine service, individual counseling, 15 minutes
99402	Preventive medicine counseling - periodic/follow-up visit (approximately 15 minutes) - family planning visit
99420	Administration and inter health risk assessment instrument
99420	Completion of Risk Assessment Form
93000	Electrocardiogram, routine EKG with at least 12 leads; w/interpretation and report
94761	Noninvasive ear or pulse oximetry for oxygen saturation; multiple determinations
96372	Therapeutic, prophylactic, or diagnostic injection; subcutaneous or intramuscular
99000	Handling and/or conveyance of specimen for transfer from a physician's office to a lab
99001	Handling and/or conveyance of specimen for transfer from patient to other than physician's office to a lab (distance may be indicated)

99144	Moderate (conscious) sedation by same physician, first 30 min intra-service time, ages 5 yrs. and older
99145	Moderate (conscious sedation) by same physician, add-on code
00851	Anesthesia, tubal ligation/transection
36415	Venipuncture
85025	Automated hemogram
80053	Blood panel
36416	Drawing Blood Capillary
T1013	Sign language
T1999	Supplies and materials provided by physician; Over/above norm serv
G0463	Hospital outpatient clinic visit for assessment and management of a patient
84702	Gonadotropin, chorionic; quantitative (HCG)
85014	Blood count, hematocrit
85004	Automated diff W BC count
85007	Differential W BC count
81000	UA by reagent strips
81001	UA, auto with scope
81002	UA, routine without microscopy
81003	UA, auto without scope
82948	Glucose, blood, stick test
82948	Glucose, blood, stick test
85013	Hematocrit
85018	Blood count, hemoglobin
85027	Automated hemogram

MEDICAID DATA METHODS

Description of Analytic Procedures

FAMILY PLANNING PROGRAM MEMBER IDENTIFICATION

Family Planning Program members are identified by eligibility. Services for this population are extracted from encounters/claims.

- a. Recipient program code is used to identify FPP members.
- b. Encounters/claims should be extracted for these members for services in a calendar year by date of service.

Medicaid Family Planning Services and **IWAHP** members are identified by all other non-FPP Medicaid members that received services classified as family planning services using the list of relevant family planning service codes.

PROVIDER DATA

Provider data is based on providers that rendered medical and evaluation services to both FPP and Medicaid Family Planning Service members and their provider type is identified in the list of family planning provider types.

- a. Provider legacy number should be extracted from the encounter/claims and used to retrieve provider demographics/name from provider master file.
- b. Providers are categorized by program and region (In-State vs Out-of-State)

CONTRACEPTIVE DATA is based on use of an indicator, within the record, that identifies medications associated with family planning.

- a. Medical and Pharmacy claims should be extracted for both FPP and Medicaid Family Planning Services members in a calendar year by date of service or prescription fill date.
- b. Refer to 'Contraceptive Provision Measures' (<https://opa.hhs.gov/claims-data-sas-program-instructions>) for list of National Drug Codes (NDC) and HCPCS/CPT codes. Use most recent EXCEL document.
- c. For Pharmacy claims:
 - i. For Family Planning (aid code 906) do not limit to E/M, lab, or diagnosis codes.
 - ii. For IHAWP and Medicaid limit the data by the members found to have claims from the IHAWP & Medicaid Family Planning Service Member Identification results.

MEMBER COUNTS represent the unduplicated count of members in each population and by age range and gender.

SERVICE COUNTS AND COSTS are derived by the count of family planning service codes for members in each population, category, and the amount paid.

EVALUATION AND MANAGEMENT AND LAB SERVICES must be relevant to family planning as evidenced by their association with a relevant family planning service found in the list of family planning service codes performed by a relevant provider type. Family Planning-associated diagnoses apply to the IHAWP and Medicaid services.

Medicaid Family Planning Cost and Utilization, 2015-2021

