

Types of Violent Deaths Among Iowa Residents

- In 2021, 81%, or the majority of violent deaths in Iowa were classified as suicide.
- The remaining deaths from violence in Iowa were attributed to homicide (13%), undetermined (5%), and legal intervention (1%).

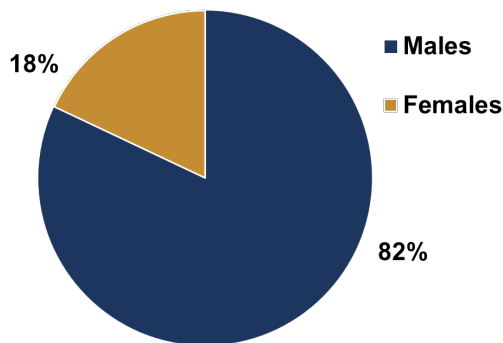
Suicide In Iowa

- **State Rate:** Iowa's suicide rate in 2021 was 16.7 per 100,000 residents.
- **U.S. Comparison:** The suicide rate in Iowa was higher than the national average of 14.0 per 100,000 residents.
- **Sex:** Males accounted for 82% of deaths from suicide and females accounted for 18% of deaths.

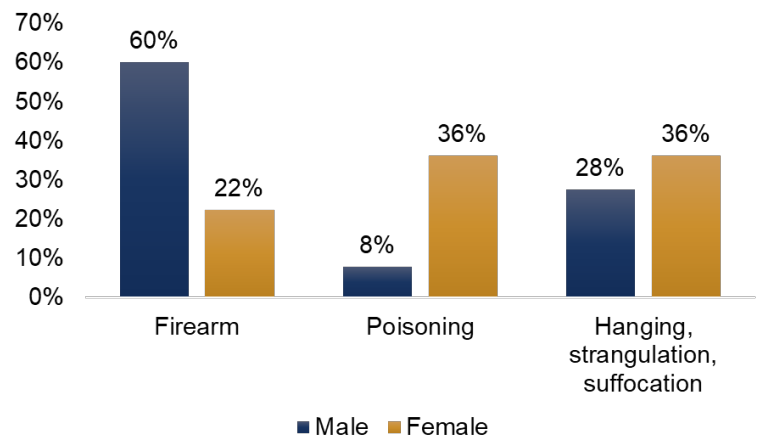
The Iowa Violent Death Reporting System (IAVDRS) is a Centers for Disease Control and Prevention (CDC) funded statewide surveillance system that collects information on deaths in Iowa resulting from homicide, suicide, unintentional firearm deaths, legal intervention, and deaths from undetermined intent. Iowa began collecting data in 2015, with statewide coverage achieved in 2016.

In 2021, there were 662 total violent deaths involving Iowa residents. Five hundred and thirty-three deaths (81%) were classified as suicide. This report is a summary of suicide deaths of Iowa residents occurring in 2021.

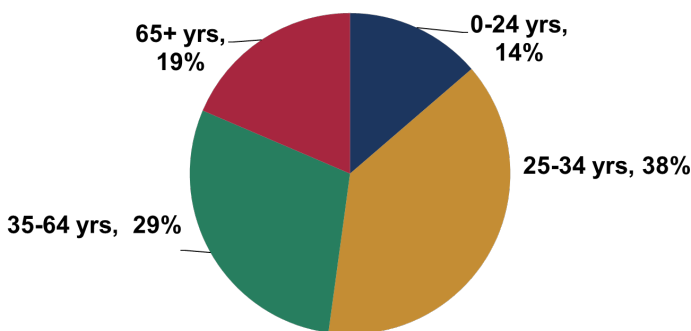
Suicide Deaths by Sex, 2021



Suicide Cause of Death, 2021



Suicide Deaths by Age, 2021



Learn more about suicide prevention efforts and resources by visiting Your Life Iowa (<https://yourlifeiowa.org/suicide>), or call 1-855-581-8111 or text 1-855-895-8398. Call or text 988 to reach the 988 Suicide & Crisis Lifeline or visit <https://988lifeline.org>.

This publication was supported by Cooperative Agreement #NUI7-CE924954, funded by the CDC. Its contents are solely the responsibility of the authors and do not necessarily represent the official views of the CDC.

References: National Suicide Rates – Centers for Disease Control & Prevention, National Center for Injury Prevention and Control. <https://www.cdc.gov/injury/wisqars/index.html> Data updated November 2023.

