

MOLINA HEALTHCARE OF IOWA

Managed Care Network Geographic Access Reports

Reporting Period: SFY2024 Q1

Date Prepared: 10/30/2023

Index

Table 1: Provider Category – Primary Care Provider	3
Table 2: Provider Category - Specialty Care.....	4
Table 2A Map: Specialty Care– Ophthalmology - Adult - All Non-Dual Adults (19 or older) – Less than 100% standard.....	8
Table 2B Map: Specialty Care– Reconstructive Surgery – Adult - All Non-Dual Adults (19 or older) – Less than 100% standard.....	8
Table 2C Map: Specialty Care– Speech Therapy- Adult - All Non-Dual Adults (19 or older) – Less than 100% standard.....	9
Table 2D Map: Specialty Care– Allergy Pediatric - All Non-Dual Children (0 to 18) – Less than 100% standard.....	9
Table 2E Map: Specialty Care– Dermatology Pediatric - All Non-Dual Children (0 to 18) – Less than 100% standard.....	10
Table 2F Map: Specialty Care– Ophthalmology Pediatric - All Non-Dual Children (0 to 18) – Less than 100% standard.....	10
Table 2G Map: Specialty Care– Orthopedics Pediatric - All Non-Dual Children (0 to 18) – Less than 100% standard.....	11
Table 2H Map: Specialty Care– Otolaryngology (ENT) – Pediatric - All Non-Dual Children (0 to 18) – Less than 100% standard	11
Table 2I Map: Specialty Care– Urology – Pediatric - All Non-Dual Children (0 to 18) – Less than 75% standard.....	12
Table 2J Map: Specialty Care– Urology – Pediatric - All Non-Dual Children (0 to 18) – Less than 100% standard.....	12
Table 3: Provider Category – Behavioral health	13
Table 4: Provider Category - Hospital	13
Table 5: Provider Category - Other Services	14
Table 5A Map:Other Services– Pharmacies – All Members - Less than 100% standard.....	14
Table 6: Provider Category - Long-Term Care Services.....	15
Table 6A Map: –Long Term Services– AIDS/HIV - Counseling Services – URBAN - Less than 100% standard.....	24
Table 6B Map : Long Term Services– HD: Adult Day Care- URBAN - Less than 100% standard	25
Table 6C Map: Long Term Services: HD - Counseling Services- URBAN - Less than 100% standard	26
Table 6D Map:Long Term Services: HD - IMMT- URBAN - Less than 100% standard	27
Table 6E Map:Long Term Services– HD - Respite- URBAN - Less than 100% standard.....	28

Table 1: Provider Category – Primary Care Provider

Table displays the percentage of members within the contract standards for adult] all adults 19 years or older] and Pediatric [all children with age 0 and 18] PCP providers and whether or not the contract standard was met (Y/N). The contract standard is to have access within 30 minutes or miles from their personal residence for 100% of population. Percentage marked in red did not meet contract standards.

Provider Category	Provider Type	Time/Distance Standard	Provider Count	Total Member Count	% With Access	Standard Met (Y/N)	Avg Distance (Miles)
Primary Care Provider	Adult - PCP	30 minutes or miles	4,001	94,991	99.5%	Y	1.0
Primary Care Provider	Pediatric - PCP	30 minutes or miles	592	88,637	99.7%	Y	2.3

Table 2: Provider Category - Specialty Care

Table displays the percentage of members within the contract standards for Specialty Care Adult [all adults 19 years or older] and Pediatric [all children with age 0 to 18], OB/GYN [all females with age 12 or older]. And neonatology [all newborns with age less than 1] providers and whether the contract standard was met (Y/N). The contract standard is having access within 60 minutes or miles for 75% population, and 90 minutes or miles for 99.5% of population from their personal residence. Percentages marked in red did not meet contract standards.

Provider Category	Provider Type	Time/Distance Standard	Provider Count	Total Member Count	% with Access	Standard Met Y/N	Avg Distance (Miles)
Specialty Care	Allergy - Adult	60 minutes or miles	43	86,086	99.4%	Y	5.2
Specialty Care	Allergy - Adult	90 minutes or miles	43	86,086	99.5%	Y	5.2
Specialty Care	Cardiology - Adult	60 minutes or miles	320	86,086	99.5%	Y	3.4
Specialty Care	Cardiology - Adult	90 minutes or miles	320	86,086	99.5%	Y	3.4
Specialty Care	Dermatology - Adult	60 minutes or miles	77	86,086	99.5%	Y	6.4
Specialty Care	Dermatology - Adult	90 minutes or miles	77	86,086	99.5%	Y	6.4
Specialty Care	Endocrinology - Adult	60 minutes or miles	62	86,086	99.4%	Y	8.5
Specialty Care	Endocrinology - Adult	90 minutes or miles	62	86,086	99.5%	Y	8.5
Specialty Care	Gastroenterology - Adult	60 minutes or miles	162	86,086	99.5%	Y	6.8
Specialty Care	Gastroenterology - Adult	90 minutes or miles	162	86,086	99.6%	Y	6.8
Specialty Care	General Surgery - Adult	60 minutes or miles	305	86,086	99.5%	Y	3.6
Specialty Care	General Surgery - Adult	90 minutes or miles	305	86,086	99.5%	Y	3.6
Specialty Care	Hematology - Adult	60 minutes or miles	142	86,086	99.5%	Y	4.5
Specialty Care	Hematology - Adult	90 minutes or miles	142	86,086	99.5%	Y	4.5
Specialty Care	Nephrology - Adult	60 minutes or miles	111	86,086	99.6%	Y	3
Specialty Care	Nephrology - Adult	90 minutes or miles	111	86,086	99.6%	Y	3

Molina Healthcare of Iowa

Specialty Care	Neurology - Adult	60 minutes or miles	289	86,086	99.5%	Y	3.1
Specialty Care	Neurology - Adult	90 minutes or miles	289	86,086	99.6%	Y	3.1
Specialty Care	Neurosurgery - Adult	60 minutes or miles	69	86,086	99.4%	Y	7.8
Specialty Care	Neurosurgery - Adult	90 minutes or miles	69	86,086	99.5%	Y	7.8
Specialty Care	OB/GYN - Adult	60 minutes or miles	393	64,992	99.5%	Y	3.4
Specialty Care	OB/GYN - Adult	90 minutes or miles	393	64,992	99.6%	Y	3.4
Specialty Care	Occupational Therapy - Adult	60 minutes or miles	179	86,086	99.4%	Y	10.2
Specialty Care	Occupational Therapy - Adult	90 minutes or miles	179	86,086	99.7%	Y	10.2
Specialty Care	Oncology - Adult	60 minutes or miles	170	86,086	99.5%	Y	4.3
Specialty Care	Oncology - Adult	90 minutes or miles	170	86,086	99.5%	Y	4.3
Specialty Care	Ophthalmology - Adult	60 minutes or miles	185	86,086	86.5%	Y	32.2
Specialty Care	Ophthalmology - Adult	90 minutes or miles	185	86,086	92.6%	N	32.2
Specialty Care	Orthopedics - Adult	60 minutes or miles	300	86,086	99.5%	Y	3.7
Specialty Care	Orthopedics - Adult	90 minutes or miles	300	86,086	99.5%	Y	3.7
Specialty Care	Otolaryngology (ENT) - Adult	60 minutes or miles	128	86,086	99.5%	Y	4.8
Specialty Care	Otolaryngology (ENT) - Adult	90 minutes or miles	128	86,086	99.5%	Y	4.8
Specialty Care	Pathology - Adult	60 minutes or miles	153	86,086	99.4%	Y	6.2
Specialty Care	Pathology - Adult	90 minutes or miles	153	86,086	99.5%	Y	6.2
Specialty Care	Physical Therapy-Adult	60 minutes or miles	979	86,086	99.5%	Y	3.2
Specialty Care	Physical Therapy-Adult	90 minutes or miles	979	86,086	99.5%	Y	3.2
Specialty Care	Psychiatry- Adult	60 minutes or miles	497	86,086	99.5%	Y	1.9
Specialty Care	Psychiatry- Adult	90 minutes or miles	497	86,086	99.6%	Y	1.9
Specialty Care	Pulmonology - Adult	60 minutes or miles	150	86,086	99.5%	Y	4.7

Molina Healthcare of Iowa

Specialty Care	Pulmonology - Adult	90 minutes or miles	150	86,086	99.5%	Y	4.7
Specialty Care	Radiology - Adult	60 minutes or miles	597	86,086	99.5%	Y	3.9
Specialty Care	Radiology - Adult	90 minutes or miles	597	86,086	99.6%	Y	3.9
Specialty Care	Reconstructive Surgery - Adult	60 minutes or miles	32	86,086	99.4%	Y	7.6
Specialty Care	Reconstructive Surgery - Adult	90 minutes or miles	32	86,086	99.4%	N	7.6
Specialty Care	Rheumatology - Adult	60 minutes or miles	58	86,086	99.5%	Y	7
Specialty Care	Rheumatology - Adult	90 minutes or miles	58	86,086	99.5%	Y	7
Specialty Care	Speech Therapy - Adult	60 minutes or miles	108	86,086	99.4%	Y	6.5
Specialty Care	Speech Therapy - Adult	90 minutes or miles	108	86,086	99.4%	N	6.5
Specialty Care	Urology - Adult	60 minutes or miles	120	86,086	99.5%	Y	4.3
Specialty Care	Urology - Adult	90 minutes or miles	120	86,086	99.5%	Y	4.3
Specialty Care	Allergy - Pediatric	60 minutes or miles	4	88,637	80.4%	Y	38.3
Specialty Care	Allergy - Pediatric	90 minutes or miles	4	88,637	91.3%	N	38.3
Specialty Care	Cardiology - Pediatric	60 minutes or miles	49	88,637	99.7%	Y	4.7
Specialty Care	Cardiology - Pediatric	90 minutes or miles	49	88,637	99.7%	Y	4.7
Specialty Care	Dermatology - Pediatric	60 minutes or miles	0	88,637	0.0%	N	0
Specialty Care	Dermatology - Pediatric	90 minutes or miles	0	88,637	0.0%	N	0
Specialty Care	Endocrinology - Pediatric	60 minutes or miles	22	88,637	98.0%	Y	17.3
Specialty Care	Endocrinology - Pediatric	90 minutes or miles	22	88,637	99.6%	Y	17.3
Specialty Care	Gastroenterology - Pediatric	60 minutes or miles	15	88,637	97.5%	Y	16.2
Specialty Care	Gastroenterology - Pediatric	90 minutes or miles	15	88,637	99.6%	Y	16.2
Specialty Care	General Surgery - Pediatric	60 minutes or miles	36	88,637	97.9%	Y	20.8
Specialty Care	General Surgery - Pediatric	90 minutes or miles	36	88,637	99.6%	Y	20.8

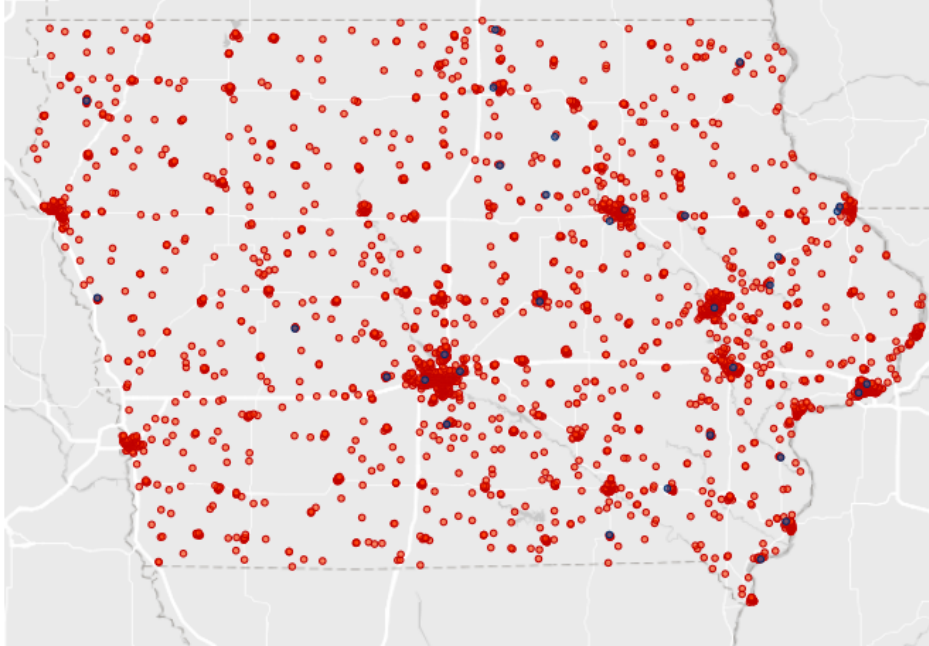
Molina Healthcare of Iowa

Specialty Care	Hematology - Pediatric	60 minutes or miles	27	88,637	98.0%	Y	16.2
Specialty Care	Hematology - Pediatric	90 minutes or miles	27	88,637	99.6%	Y	16.2
Specialty Care	Neonatology - Pediatric	60 minutes or miles	157	3,196	99.1%	Y	8.5
Specialty Care	Neonatology - Pediatric	90 minutes or miles	157	3,196	99.7%	Y	8.5
Specialty Care	Nephrology - Pediatric	60 minutes or miles	8	88,637	98.0%	Y	16.9
Specialty Care	Nephrology - Pediatric	90 minutes or miles	8	88,637	99.6%	Y	16.9
Specialty Care	Neurology - Pediatric	60 minutes or miles	36	88,637	99.0%	Y	11.7
Specialty Care	Neurology - Pediatric	90 minutes or miles	36	88,637	99.6%	Y	11.7
Specialty Care	Oncology - Pediatric	60 minutes or miles	27	88,637	98.0%	Y	16.2
Specialty Care	Oncology - Pediatric	90 minutes or miles	27	88,637	99.6%	Y	16.2
Specialty Care	Ophthalmology - Pediatric	60 minutes or miles	0	88,637	0.0%	N	0
Specialty Care	Ophthalmology - Pediatric	90 minutes or miles	0	88,637	0.0%	N	0
Specialty Care	Orthopedics - Pediatric	60 minutes or miles	3	88,637	80.4%	Y	38.2
Specialty Care	Orthopedics - Pediatric	90 minutes or miles	3	88,637	91.3%	N	38.2
Specialty Care	Otolaryngology (ENT) - Pediatric	60 minutes or miles	3	88,637	81.6%	Y	37.4
Specialty Care	Otolaryngology (ENT) - Pediatric	90 minutes or miles	3	88,637	91.5%	N	37.4
Specialty Care	Pulmonology - Pediatric	60 minutes or miles	12	88,637	97.5%	Y	18.8
Specialty Care	Pulmonology - Pediatric	90 minutes or miles	12	88,637	99.6%	Y	18.8
Specialty Care	Rheumatology - Pediatric	60 minutes or miles	6	88,637	94.1%	Y	28.6
Specialty Care	Rheumatology - Pediatric	90 minutes or miles	6	88,637	99.6%	Y	28.6
Specialty Care	Urology - Pediatric	60 minutes or miles	2	88,637	10.9%	N	119.1
Specialty Care	Urology - Pediatric	90 minutes or miles	2	88,637	29.5%	N	119.1

Molina Healthcare of Iowa

Table 2A Map: Specialty Care—Ophthalmology - Adult - All Non-Dual Adults (19 or older) – Less than 100% standard

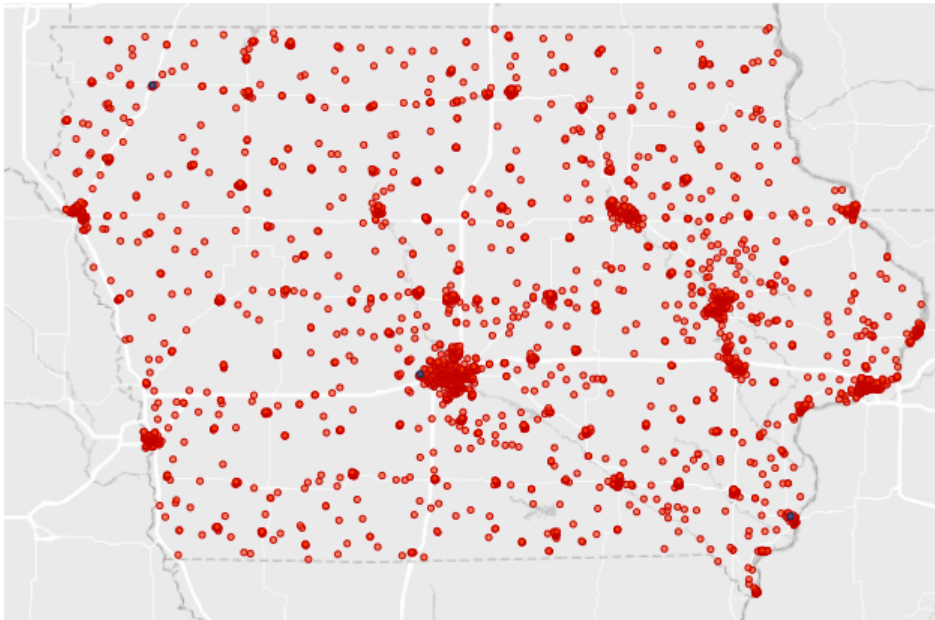
Domain ● Member ● Provider



Members – 92.6 % with access (79,716 members); 7.4% without access (6,370 members)
Providers – 185 contracted providers

Table 2B Map: Specialty Care—Reconstructive Surgery – Adult - All Non-Dual Adults (19 or older) – Less than 100% standard

Domain ● Member ● Provider

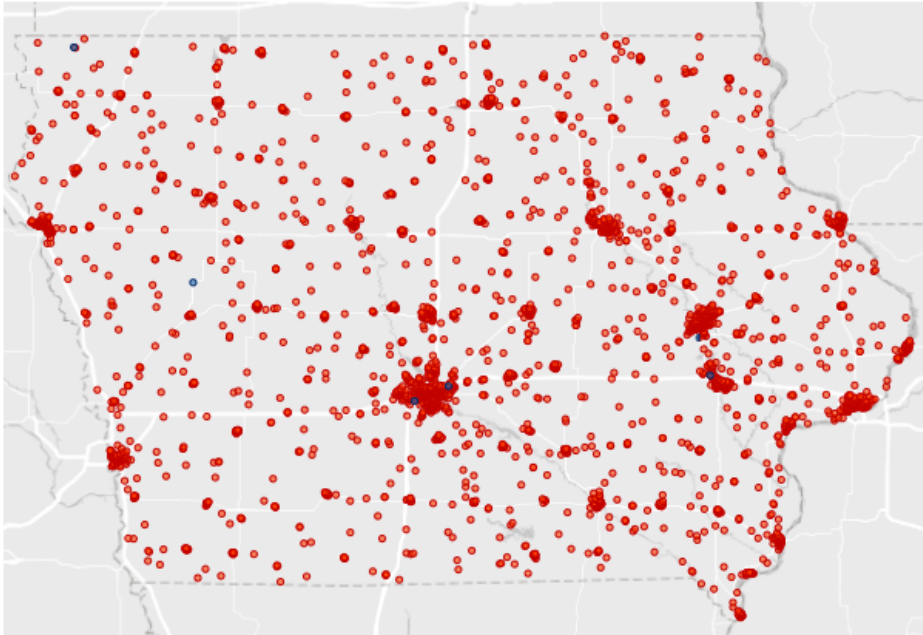


Members – 99.4 % with access (85,569 members); 0.6% without access (517 members)
Providers – 32 contracted providers

Molina Healthcare of Iowa

Table 2C Map: Specialty Care— Speech Therapy- Adult - All Non-Dual Adults (19 or older) – Less than 100% standard

Domain ● Member ● Provider

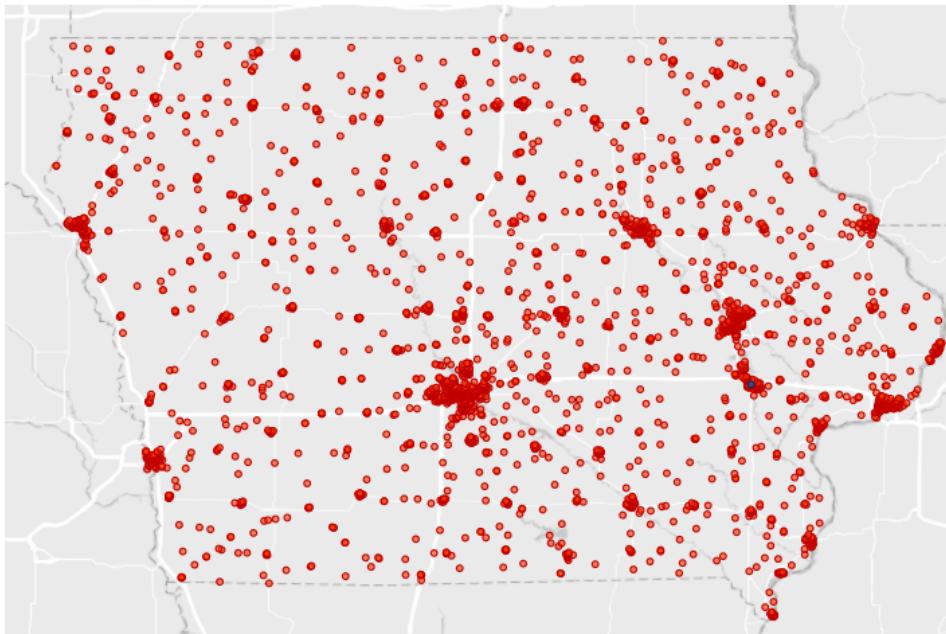


Members – 99.4 % with access (85,569 members); 0.6% without access (517 members)

Providers – 108 contracted providers

Table 2D Map: Specialty Care— Allergy Pediatric - All Non-Dual Children (0 to 18) – Less than 100% standard

Domain ● Member ● Provider



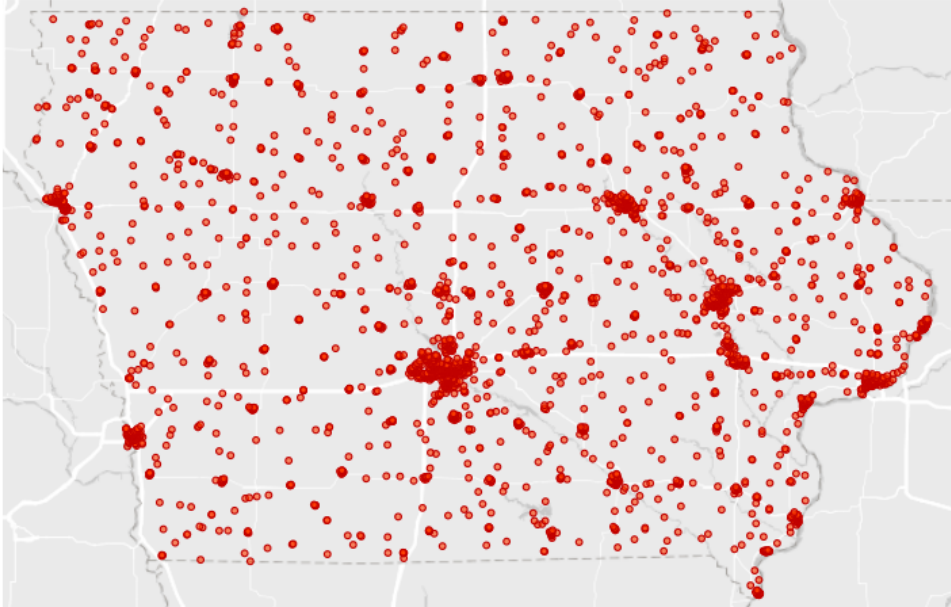
Members – 91.3 % with access (80,926 members); 8.7% without access (7,711 members)

Providers – 4 contracted providers

Molina Healthcare of Iowa

Table 2E Map: Specialty Care—Dermatology Pediatric - All Non-Dual Children (0 to 18) – Less than 100% standard

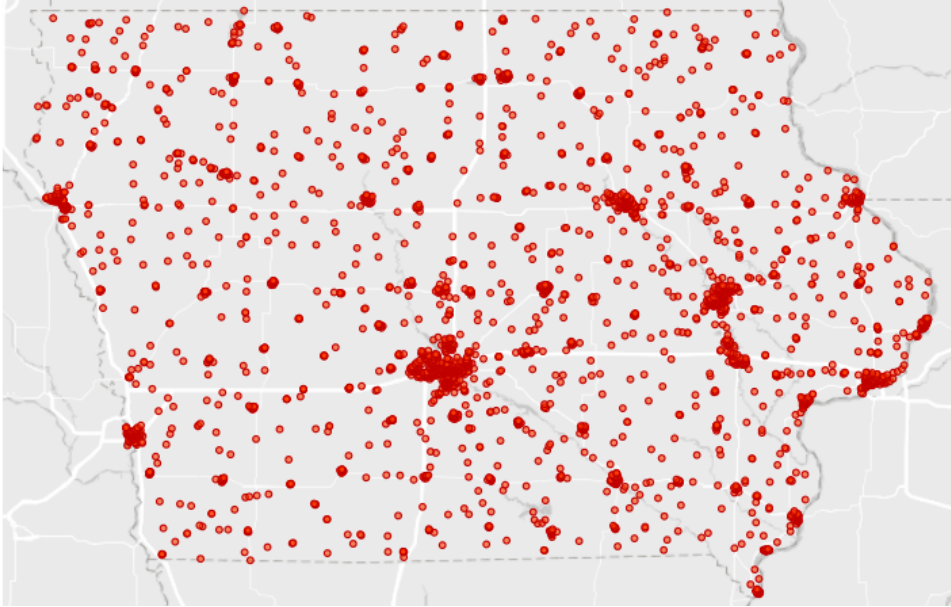
Domain ● Member



Members – 0 % with access (0 members); 100% without access (88,637 members)
Providers – 0 contracted providers

Table 2F Map: Specialty Care—Ophthalmology Pediatric - All Non-Dual Children (0 to 18) – Less than 100% standard

Domain ● Member

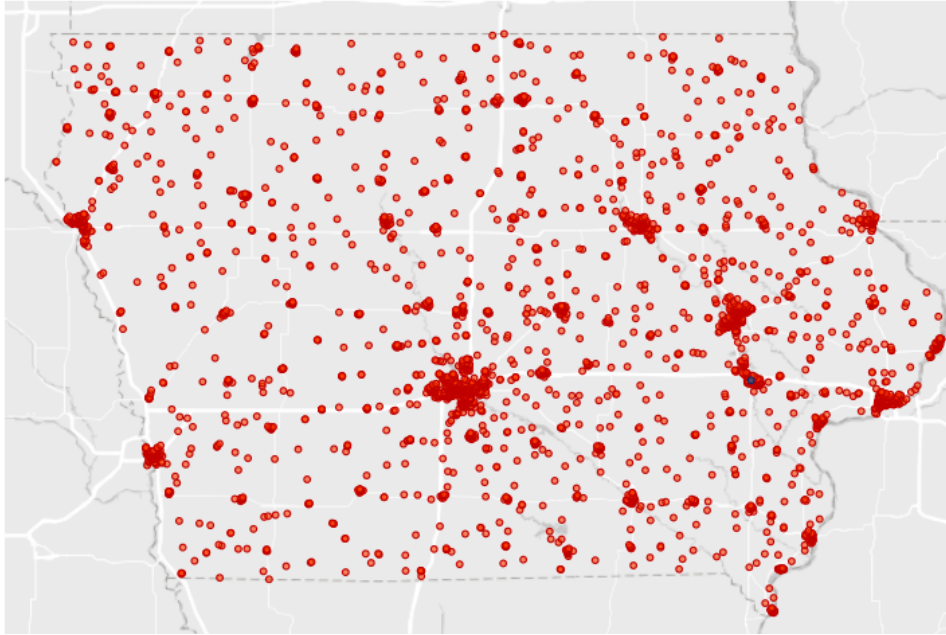


Members – 0 % with access (0 members); 100% without access (88,637 members)
Providers – 0 contracted providers

Molina Healthcare of Iowa

Table 2G Map: Specialty Care—Orthopedics Pediatric - All Non-Dual Children (0 to 18) – Less than 100% standard

Domain ● Member ● Provider

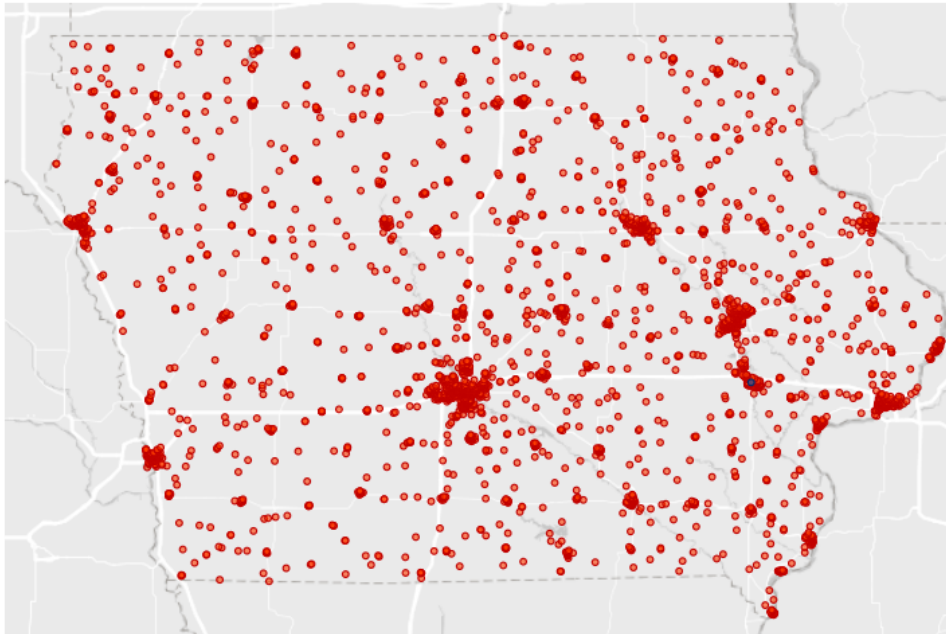


Members – 91.3 % with access (80,926 members); 8.7% without access (7,711 members)

Providers – 3 contracted providers

Table 2H Map: Specialty Care—Otolaryngology (ENT) – Pediatric - All Non-Dual Children (0 to 18) – Less than 100% standard

Domain ● Member ● Provider



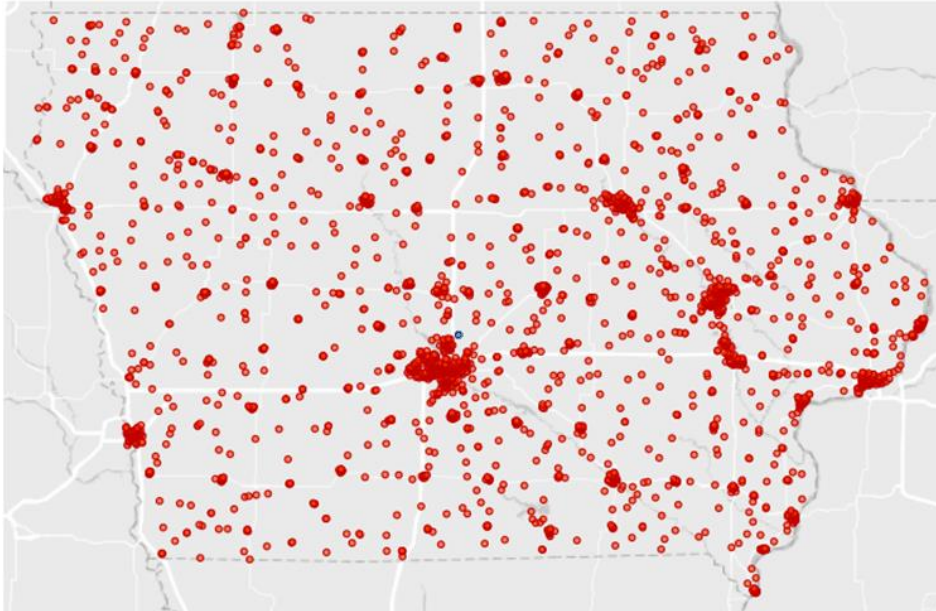
Members – 91.5 % with access (81,103 members); 8.5% without access (7,534 members)

Providers – 3 contracted providers

Molina Healthcare of Iowa

Table 2I Map: Specialty Care— Urology – Pediatric - All Non-Dual Children (0 to 18) – Less than 75% standard

Domain ● Member

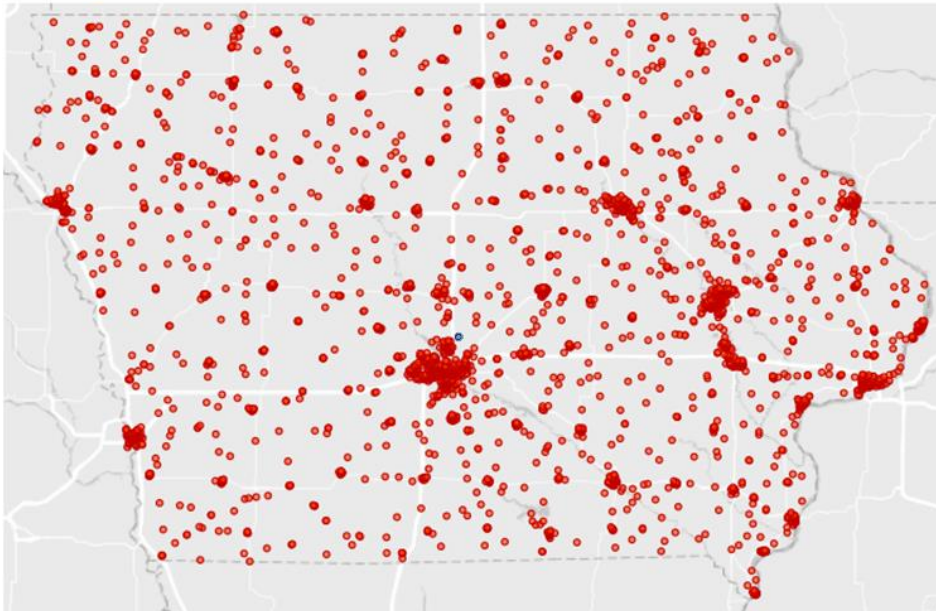


Members – 10.9 % with access (9,661 members); 89.1% without access (78,976 members)

Providers – 2 contracted providers

Table 2J Map: Specialty Care— Urology – Pediatric - All Non-Dual Children (0 to 18) – Less than 100% standard

Domain ● Member



Members – 29.5 % with access (26,148 members); 70.5% without access (62,489 members)

Providers – 2 contracted providers

Table 3: Provider Category – Behavioral health

Table displays the percentage of members [all age groups] within the contract standards Behavioral providers and whether the contract standard was met (Y/N). The contract standard is having access within 30minutes or miles, 60 minutes or miles for urban counties and 90 minutes or miles for rural counties from their personal residence for 100% of population. Zip codes with population lesser than 1,000 or higher square mile are classified as urban. Percentages marked in red did not meet contract standards.

Provider Category	Provider Type	Time/Distance Standard	Provider Count	Total Member Count	% With Access	Standard Met (Y/N)	Avg Distance (Miles)
Behavioral Health	Behavioral Health - Outpatient	30 minutes or miles	90	183,628	99.5%	Y	3.6
Behavioral Health	Behavioral Health - Inpatient - URBAN	60 minutes or miles - URBAN	16	126,899	100.0%	Y	5.2
Behavioral Health	Behavioral Health - Inpatient - RURAL	90 minutes or miles - RURAL	16	36,997	99.9%	Y	10.2

Table 4: Provider Category - Hospital

Table displays the percentage of all members [all age groups] within the contract standards for hospital and whether contract standard was met (Y/N). The contract standard is to have access within 30 minutes or miles from their personal residence for 99.5% of population. Percentage marked in red did not meet the contract standards.

Provider Category	Provider Type	Time/Distance Standard	Provider Count	Total Member Count	% With Access	Standard Met (Y/N)	Avg Distance (Miles)
Hospital	Hospital	30 minutes or miles	173	183,628	99.5%	Y	2.6

Molina Healthcare of Iowa

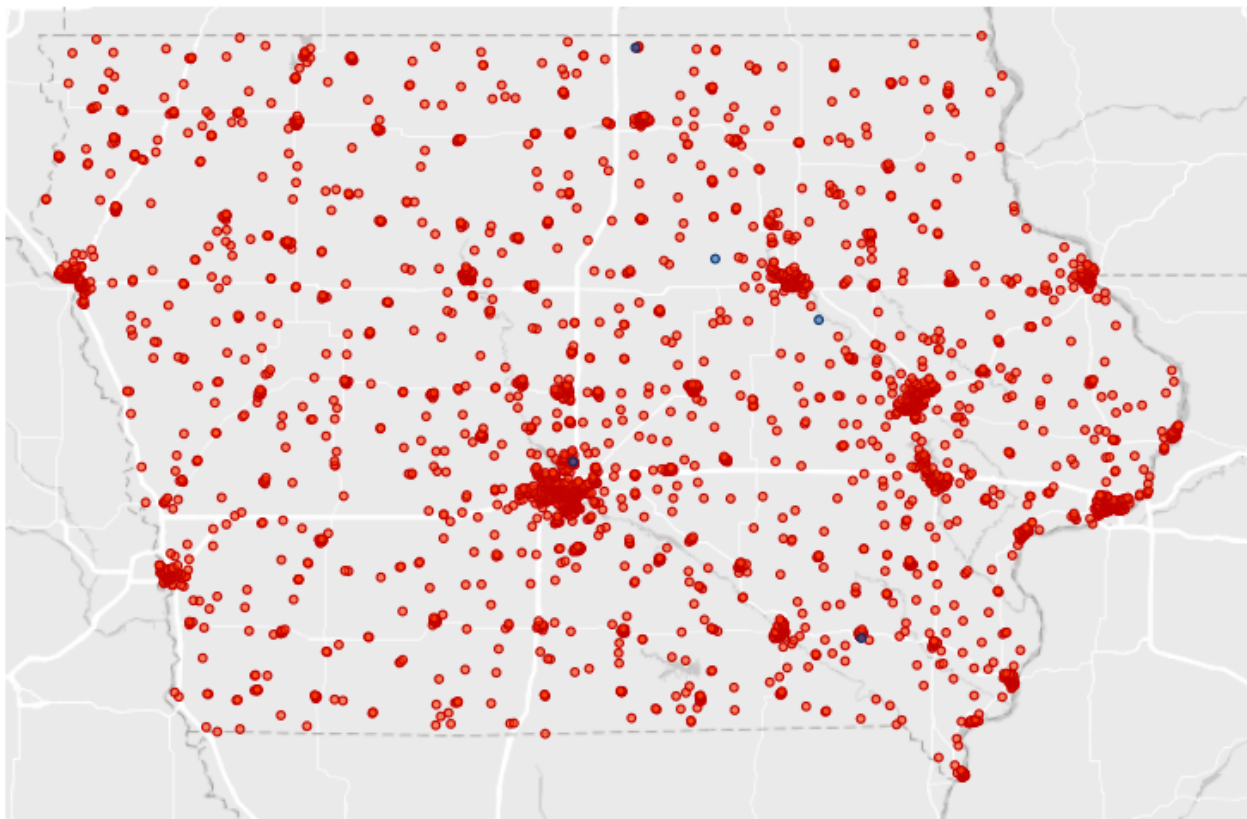
Table 5: Provider Category - Other Services

Table displays the percentage of all members [all age groups] within the contract standards for Other Services and whether contract standard was met (Y/N). The contract standard is to have access within 30 minutes or miles from their personal residence for 99.5% of population. Percentage marked in red did not meet the contract standards.

Provider Category	Provider Type	Time/Distance Standard	Provider Count	Total Member Count	% With Access	Standard Met (Y/N)	Avg Distance (Miles)
Other Services	General Optometry	30 minutes or miles	219	183,628	99.5%	Y	3.4
Other Services	Lab and X-ray Services	30 minutes or miles	546	183,628	99.7%	Y	2.4
Other Services	Pharmacies	30 minutes or miles	88	183,628	99.4%	N	4.6

Table 5A Map: Other Services – Pharmacies – All Members - Less than 100% standard

Domain ● Member ● Provider



Members – 99.4 % with access (182,526 members); 0.6% without access (1,102 members)
 Providers – 88 Contracted Pharmacies

Table 6: Provider Category - Long-Term Care Services

Table displays the percentage of members [Waiver members are identified based on State designation of these members to waiver services] within the contract standards for Long-Term Care Services providers and whether the contract standard was met (Y/N). The contract standard is having access within 30 minutes or miles in Urban counties, and 60 minutes or miles for Rural counties from their personal residence for 100% of population. HCBS waiver services may be performed at the member's home, the provider's office, or both. All waiver services have a 2 provider per county standard; however, time distance standards only apply to services where members must travel to the provider location. Zip codes with population lesser than 1,000 per square mile are classified as Rural and zip codes with a population of 1,000 or higher per square mile are classified as Urban. Percentages marked in red did not meet contract standards.

Provider Category	Provider Type	Time/Distance Standard	Provider Count	Member Count	% with Access	Standard Met Y/N	Avg Distance (Miles)
Long-Term Care Services	ICF/ID - Individuals with Intellectual Disabilities - URBAN	30 minutes or miles - URBAN	46	126,899	100.0%	Y	3.3
Long-Term Care Services	ICF/ID - Individuals with Intellectual Disabilities - RURAL	60 minutes or miles - RURAL	46	36,997	99.9%	Y	8.7
Long-Term Care Services	ICF/SNF - Skilled Nursing Care Facility - URBAN	30 minutes or miles - URBAN	352	126,899	100.0%	Y	0.6
Long-Term Care Services	ICF/SNF - Skilled Nursing Care Facility - RURAL	60 minutes or miles - RURAL	352	36,997	100.0%	Y	1.2
Long-Term Care Services	AIDS/HIV: Adult Day Care - URBAN	30 minutes or miles - URBAN	95	2	100.0%	Y	1
Long-Term Care Services	AIDS/HIV: Adult Day Care - RURAL	60 minutes or miles - RURAL	95	0	N/A	Y	N/A
Long-Term Care Services	AIDS/HIV: CDAC	N/A	187	2	N/A	Y	N/A

Molina Healthcare of Iowa

Long-Term Care Services	AIDS/HIV: Home Health Aide	N/A	175	2	N/A	Y	N/A
Long-Term Care Services	AIDS/HIV: Home Delivered Meals	N/A	480	2	N/A	Y	N/A
Long-Term Care Services	AIDS/HIV - Counseling Services - URBAN	30 minutes or miles - URBAN	0	2	0.0%	N	0
Long-Term Care Services	AIDS/HIV - Counseling Services - RURAL	60 minutes or miles - RURAL	0	0	N/A	Y	N/A
Long-Term Care Services	AIDS/HIV-Homemaker Services	N/A	316	2	N/A	Y	N/A
Long-Term Care Services	AIDS/HIV-Nursing Care	N/A	176	2	N/A	Y	N/A
Long-Term Care Services	AIDS/HIV: Respite - URBAN	30 minutes or miles - URBAN	158	2	100.0%	Y	1
Long-Term Care Services	AIDS/HIV: Respite - RURAL	60 minutes or miles - RURAL	158	0	N/A	Y	N/A
Long-Term Care Services	BI: Adult Day Care - URBAN	30 minutes or miles - URBAN	227	72	100.0%	Y	0.8
Long-Term Care Services	BI: Adult Day Care - RURAL	60 minutes or miles - RURAL	227	10	100.0%	Y	1.3
Long-Term Care Services	BI: Prevocational Services - URBAN	30 minutes or miles - URBAN	122	72	100.0%	Y	1.2
Long-Term Care Services	BI: Prevocational Services - RURAL	60 minutes or miles - RURAL	122	10	100.0%	Y	1.6
Long-Term Care Services	BI: Supported Employment - URBAN	30 minutes or miles - URBAN	114	72	100.0%	Y	1.2

Molina Healthcare of Iowa

Long-Term Care Services	BI: Supported Employment - RURAL	60 minutes or miles - RURAL	114	10	100.0%	Y	1.6
Long-Term Care Services	BI: CDAC	N/A	754	95	N/A	Y	N/A
Long-Term Care Services	BI: Supported Community Living	N/A	252	95	N/A	Y	N/A
Long-Term Care Services	BI - Behavioral Programming	N/A	252	95	N/A	Y	N/A
Long-Term Care Services	BI - Emergency Response	N/A	182	95	N/A	Y	N/A
Long-Term Care Services	BI - Family Counseling Services & Training	N/A	182	95	N/A	Y	N/A
Long-Term Care Services	BI - Home/ Vehicle Modification	N/A	227	95	N/A	Y	N/A
Long-Term Care Services	BI: IMMT - URBAN	30 minutes or miles - URBAN	52	72	100.0%	Y	1.4
Long-Term Care Services	BI: IMMT - RURAL	60 minutes or miles - RURAL	52	10	100.0%	Y	3.8
Long-Term Care Services	BI - Respite - URBAN	30 minutes or miles - URBAN	216	72	100.0%	Y	0.8
Long-Term Care Services	BI - Respite - RURAL	60 minutes or miles - RURAL	216	10	100.0%	Y	1.3
Long-Term Care Services	BI - Specialized Medical Equipment	N/A	124	95	N/A	Y	N/A
Long-Term Care Services	BI - Transportation - URBAN	30 minutes or miles - URBAN	72	72	100.0%	Y	2
Long-Term Care Services	BI - Transportation - RURAL	60 minutes or miles - RURAL	72	10	100.0%	Y	3.3

Molina Healthcare of Iowa

Long-Term Care Services	CMH: Respite - URBAN	30 minutes or miles - URBAN	52	96	100.0%	Y	3.5
Long-Term Care Services	CMH: Respite - RURAL	60 minutes or miles - RURAL	52	23	100.0%	Y	6.9
Long-Term Care Services	CMH - Adaptive Devices and Environmental Modification	N/A	78	133	N/A	Y	N/A
Long-Term Care Services	CMH - Family and Community Support	N/A	60	133	N/A	Y	N/A
Long-Term Care Services	CMH - In-Home Family Therapy	N/A	16	133	N/A	Y	N/A
Long-Term Care Services	Elderly: Adult Day Care - URBAN	30 minutes or miles - URBAN	267	399	100.0%	Y	0.5
Long-Term Care Services	Elderly: Adult Day Care - RURAL	60 minutes or miles - RURAL	267	91	100.0%	Y	1.9
Long-Term Care Services	Elderly: CDAC	N/A	69	558	N/A	Y	N/A
Long-Term Care Services	Elderly: Home Health Aide	N/A	644	558	N/A	Y	N/A
Long-Term Care Services	Elderly: Home Delivered Meals	N/A	546	558	N/A	Y	N/A
Long-Term Care Services	Elderly - Assisted Living	N/A	245	558	N/A	Y	N/A
Long-Term Care Services	Elderly - Assistive Devices	N/A	161	558	N/A	Y	N/A
Long-Term Care Services	Elderly - Chore	N/A	226	558	N/A	Y	N/A
Long-Term Care Services	Elderly - Home/Vehicle Modification	N/A	191	558	N/A	Y	N/A

Molina Healthcare of Iowa

Long-Term Care Services	Elderly - Emergency Response	N/A	499	558	N/A	Y	N/A
Long-Term Care Services	Elderly - Homemaker Services	N/A	651	558	N/A	Y	N/A
Long-Term Care Services	Elderly - Mental Health Outreach	N/A	651	558	N/A	Y	N/A
Long-Term Care Services	Elderly - Nursing Care	N/A	316	558	N/A	Y	N/A
Long-Term Care Services	Elderly - Nutritional Counseling Services	N/A	283	558	N/A	Y	N/A
Long-Term Care Services	Elderly - Respite - URBAN	30 minutes or miles - URBAN	285	399	100.0%	Y	0.6
Long-Term Care Services	Elderly - Respite - RURAL	60 minutes or miles - RURAL	285	91	100.0%	Y	1.9
Long-Term Care Services	Elderly - Senior Companion	N/A	24	558	N/A	Y	N/A
Long-Term Care Services	Elderly - Transportation - URBAN	30 minutes or miles - URBAN	168	399	100.0%	Y	1.2
Long-Term Care Services	Elderly - Transportation - RURAL	60 minutes or miles - RURAL	168	91	100.0%	Y	2.9
Long-Term Care Services	HD: Adult Day Care - URBAN	30 minutes or miles - URBAN	225	74	98.6%	N	0.8
Long-Term Care Services	HD: Adult Day Care - RURAL	60 minutes or miles - RURAL	225	17	100.0%	Y	1.4
Long-Term Care Services	HD: CDAC	N/A	116	106	N/A	Y	N/A
Long-Term Care Services	HD: Counseling Services - URBAN	30 minutes or miles - URBAN	18	74	98.6%	N	4.8

Molina Healthcare of Iowa

Long-Term Care Services	HD: Counseling Services - RURAL	60 minutes or miles - RURAL	18	17	100.0%	Y	6.5
Long-Term Care Services	HD: Home Health Aide	N/A	475	106	N/A	Y	N/A
Long-Term Care Services	HD: Home Delivered Meals	N/A	512	106	N/A	Y	N/A
Long-Term Care Services	HD - Emergency Response	N/A	252	106	N/A	Y	N/A
Long-Term Care Services	HD - Home/Vehicle Modification	N/A	180	106	N/A	Y	N/A
Long-Term Care Services	HD - Homemaker Services	N/A	499	106	N/A	Y	N/A
Long-Term Care Services	HD - IMMT - URBAN	30 minutes or miles - URBAN	54	74	98.6%	N	1.1
Long-Term Care Services	HD - IMMT - RURAL	60 minutes or miles - RURAL	54	17	100.0%	Y	3.4
Long-Term Care Services	HD - Nursing Care	N/A	276	106	N/A	Y	N/A
Long-Term Care Services	HD - Nutritional Counseling Services	N/A	147	106	N/A	Y	N/A
Long-Term Care Services	HD - Respite - URBAN	30 minutes or miles - URBAN	281	74	98.6%	N	0.8
Long-Term Care Services	HD - Respite - RURAL	60 minutes or miles - RURAL	281	17	100.0%	Y	1.3
Long-Term Care Services	ID: Adult Day Care - URBAN	30 minutes or miles - URBAN	289	606	100.0%	Y	0.5
Long-Term Care Services	ID: Adult Day Care - RURAL	60 minutes or miles - RURAL	289	225	100.0%	Y	1.1

Molina Healthcare of Iowa

Long-Term Care Services	ID: Day Habilitation - URBAN	30 minutes or miles - URBAN	163	606	100.0%	Y	0.6
Long-Term Care Services	ID: Day Habilitation - RURAL	60 minutes or miles - RURAL	163	225	100.0%	Y	1.6
Long-Term Care Services	ID: Prevocational Services - URBAN	30 minutes or miles - URBAN	136	606	100.0%	Y	0.7
Long-Term Care Services	ID: Prevocational Services - RURAL	60 minutes or miles - RURAL	136	225	100.0%	Y	2.5
Long-Term Care Services	ID: Supported Employment - URBAN	30 minutes or miles - URBAN	129	606	100.0%	Y	0.7
Long-Term Care Services	ID: Supported Employment - RURAL	60 minutes or miles - RURAL	129	225	100.0%	Y	2.6
Long-Term Care Services	ID: CDAC	N/A	51	896	N/A	Y	N/A
Long-Term Care Services	ID: Home Health Aide	N/A	514	896	N/A	Y	N/A
Long-Term Care Services	ID: Supported Community Living	N/A	910	896	N/A	Y	N/A
Long-Term Care Services	ID - Emergency Response	N/A	209	896	N/A	Y	N/A
Long-Term Care Services	ID - Home/Vehicle Modification	N/A	259	896	N/A	Y	N/A
Long-Term Care Services	ID - IMMT - URBAN	30 minutes or miles - URBAN	60	606	100.0%	Y	0.9
Long-Term Care Services	ID - IMMT - RURAL	60 minutes or miles - RURAL	60	225	100.0%	Y	4.7

Molina Healthcare of Iowa

Long-Term Care Services	ID - Nursing Care	N/A	268	896	N/A	Y	N/A
Long-Term Care Services	ID - Respite - URBAN	30 minutes or miles - URBAN	310	606	100.0%	Y	0.5
Long-Term Care Services	ID - Respite - RURAL	60 minutes or miles - RURAL	310	225	100.0%	Y	1.1
Long-Term Care Services	ID - RBSCL	N/A	6	896	N/A	Y	N/A
Long-Term Care Services	ID - Transportation - URBAN	30 minutes or miles - URBAN	223	606	100.0%	Y	0.7
Long-Term Care Services	ID - Transportation - RURAL	60 minutes or miles - RURAL	223	225	100.0%	Y	1.5
Long-Term Care Services	PD: CDAC	N/A	780	59	N/A	Y	N/A
Long-Term Care Services	PD - Emergency Response	N/A	225	59	N/A	Y	N/A
Long-Term Care Services	PD - Home/Vehicle Modification	N/A	162	59	N/A	Y	N/A
Long-Term Care Services	PD - Specialized Medical Equipment	N/A	125	59	N/A	Y	N/A
Long-Term Care Services	PD - Transportation - URBAN	30 minutes or miles - URBAN	127	45	100.0%	Y	1.8
Long-Term Care Services	PD - Transportation - RURAL	60 minutes or miles - RURAL	127	7	100.0%	Y	3.4
Long-Term Care Services	Hab - Day Habilitation - URBAN	30 minutes or miles - URBAN	116	734	100.0%	Y	0.7
Long-Term Care Services	Hab - Day Habilitation - RURAL	60 minutes or miles - RURAL	116	152	100.0%	Y	1.4

Molina Healthcare of Iowa

Long-Term Care Services	Hab - Prevocational Services - URBAN	30 minutes or miles - URBAN	92	734	100.0%	Y	1.1
Long-Term Care Services	Hab - Prevocational Services - RURAL	60 minutes or miles - RURAL	92	152	100.0%	Y	3.2
Long-Term Care Services	Hab - Supported Employment - URBAN	30 minutes or miles - URBAN	109	734	100.0%	Y	1
Long-Term Care Services	Hab - Supported Employment - RURAL	60 minutes or miles - RURAL	109	152	100.0%	Y	3
Long-Term Care Services	Hab - Home Based Habilitation	N/A	204	987	N/A	Y	N/A

Molina Healthcare of Iowa

Table 6A Map: –Long Term Services– AIDS/HIV - Counseling Services – URBAN - Less than 100% standard

Domain ● Provider

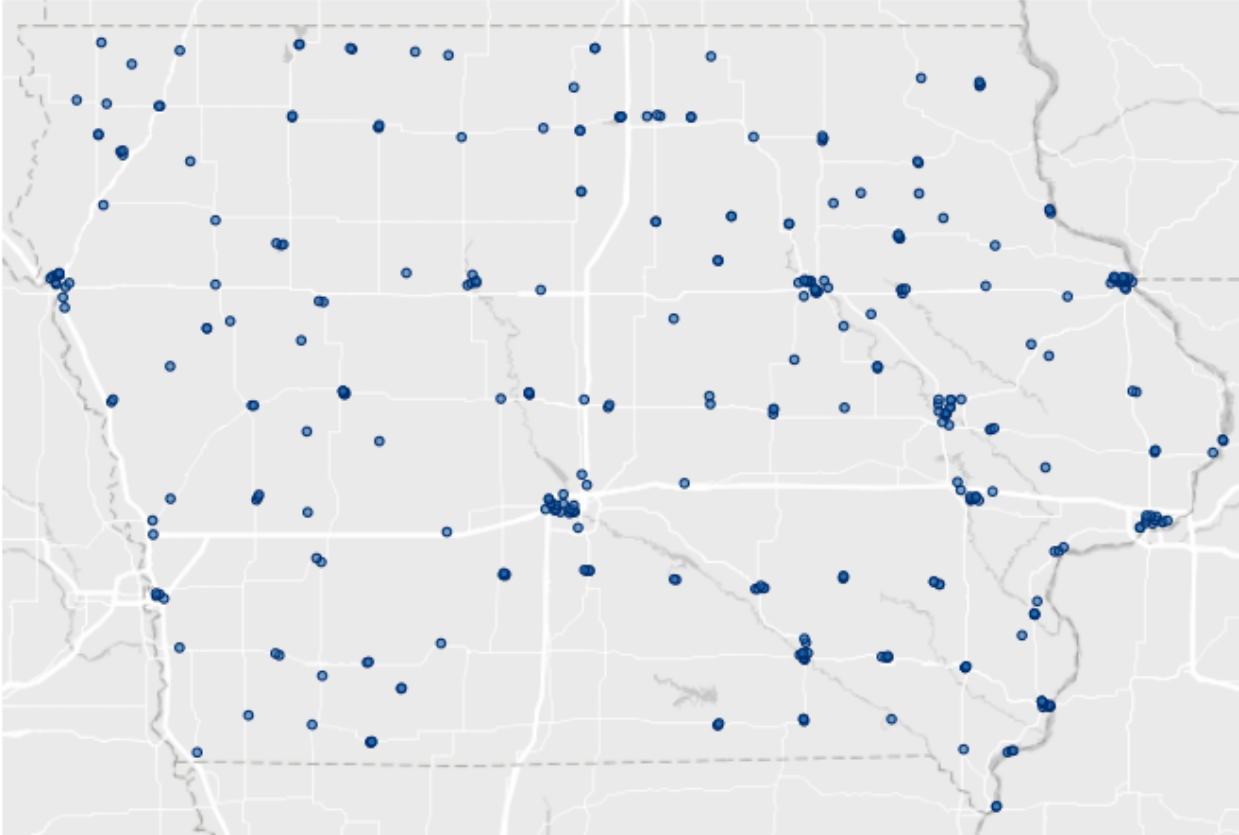


Members – 0 % with access (0 members); 100% without access (2 members)
Providers – 0 Contracted Providers

Molina Healthcare of Iowa

Table 6B Map : Long Term Services— HD: Adult Day Care- URBAN - Less than 100% standard

Domain ● Provider

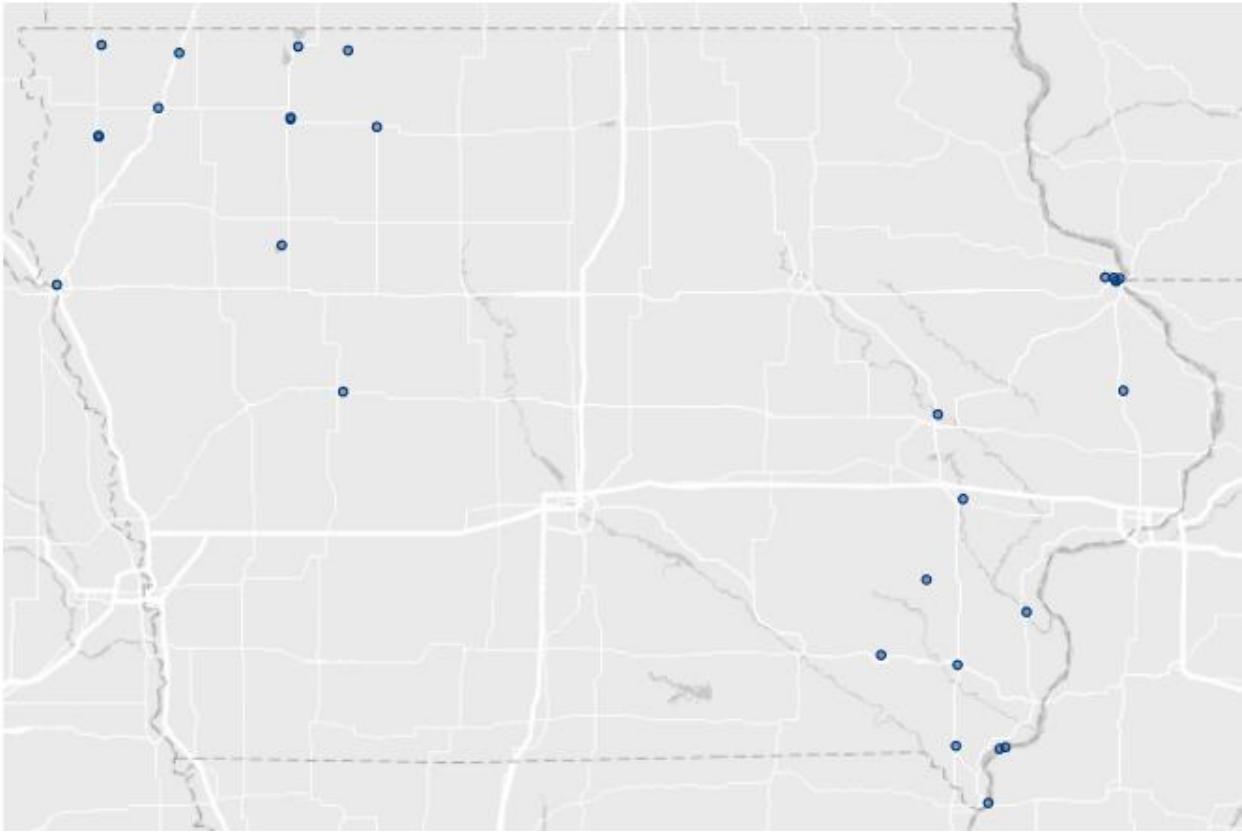


Members – 98.6 % with access (73 members); 1.4% without access (1 member)
Providers – 225 Contracted Providers

Molina Healthcare of Iowa

Table 6C Map: Long Term Services: HD - Counseling Services- URBAN - Less than 100%

Domain ● Provider



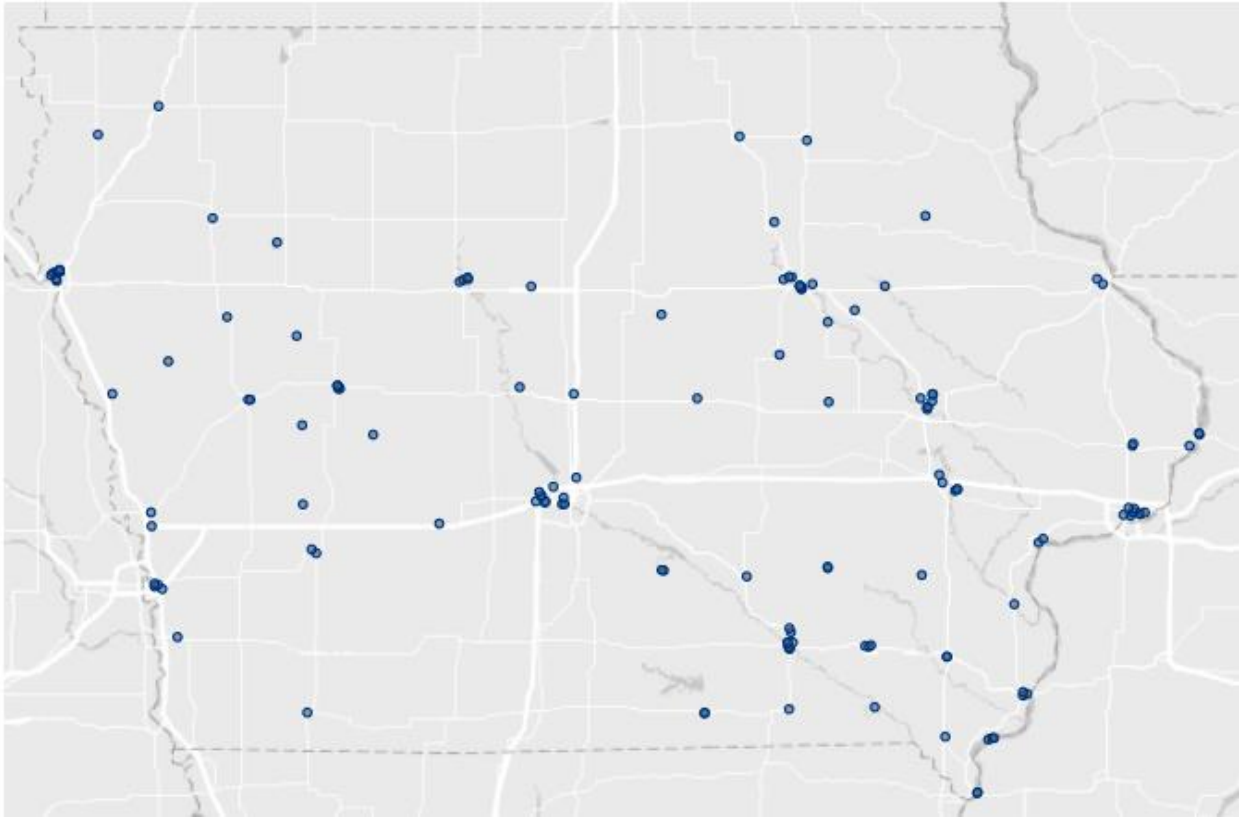
Members –98.6 % with access (73 members); 1.4% without access (1 members)

Providers – 18 Contracted Providers

Molina Healthcare of Iowa

Table 6D Map:Long Term Services: HD - IMMT- URBAN - Less than 100% standard

Domain ● Provider

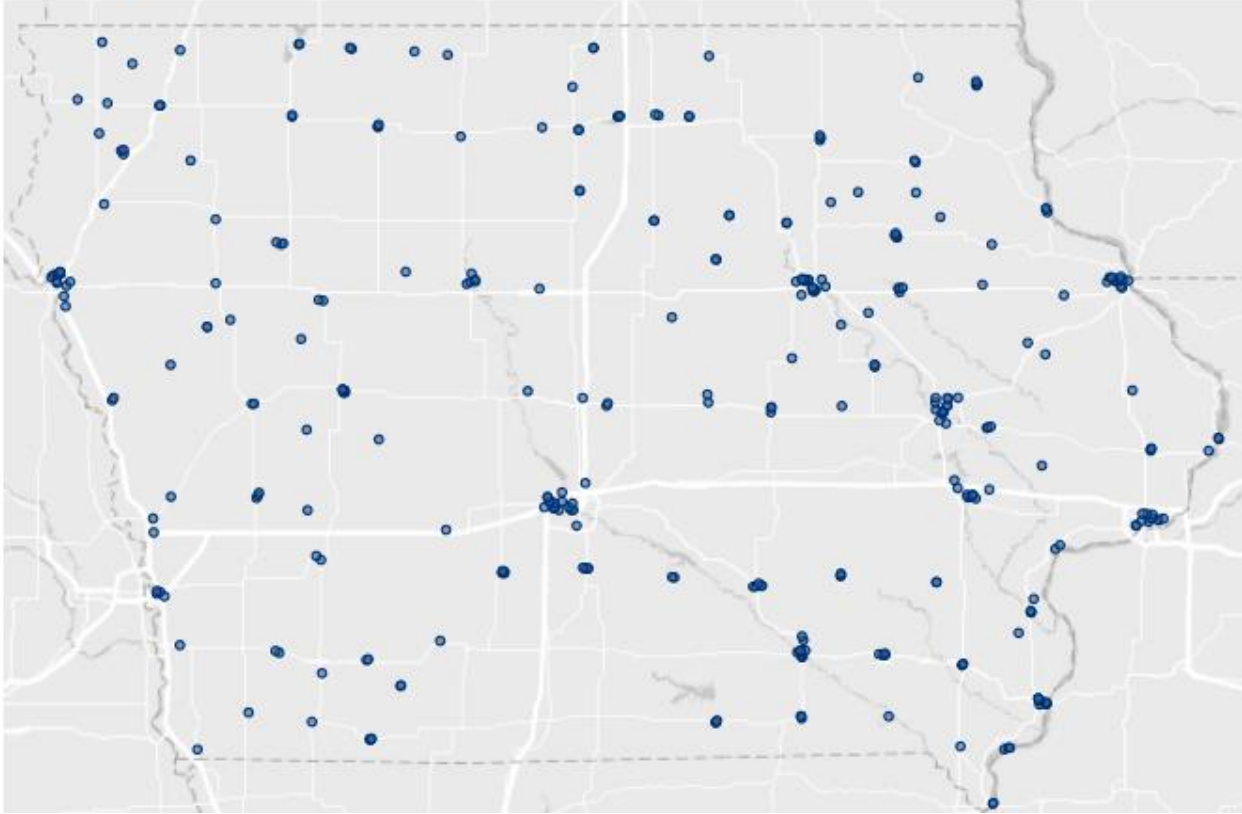


Members –98.6 % with access (73 members); 1.4% without access (1 members)
Providers – 54 Contracted Providers

Molina Healthcare of Iowa

Table 6E Map:Long Term Services– HD - Respite- URBAN - Less than 100% standard

Domain ● Provider



Members – 98.6 % with access (73 members); 1.4% without access (1 member)
Providers – 281 Contracted Providers