

Network Access Analysis

Dental Wellness Plan

Delta Dental of Iowa

SFY24 - Q1

Contents

Report Contents

Access Overview 30 Miles	3
<i>DWP Members: DWP All Providers, DWP Members: DWP Primary Dentist, DWP Members: DWP Oral Surgeon, DWP Members: DWP Endodontist, DWP Members: DWP Orthodontist, DWP Members: DWP Periodontist, DWP Members: DWP Prosthodontist</i>	
Access Overview 60 Miles	10
<i>DWP Members: DWP All Providers, DWP Members: DWP Primary Dentist, DWP Members: DWP Oral Surgeon, DWP Members: DWP Endodontist, DWP Members: DWP Orthodontist, DWP Members: DWP Periodontist, DWP Members: DWP Prosthodontist</i>	
Access Overview 90 Miles	17
<i>DWP Members: DWP All Providers, DWP Members: DWP Primary Dentist, DWP Members: DWP Oral Surgeon, DWP Members: DWP Endodontist, DWP Members: DWP Orthodontist, DWP Members: DWP Periodontist, DWP Members: DWP Prosthodontist</i>	
DWP Primary Care Dentist Access Map	24
DWP Oral Surgeon Access Map	25
DWP Endodontist Access Map	26
DWP Periodontist Access Map	27
DWP Prosthodontist Access Map	28
DWP Orthodontist Access Map	29
Access Summary By State	30
<i>DWP Members: DWP Primary Dentist, DWP Members: DWP Primary Dentist, DWP Members: DWP Primary Dentist, DWP Members: DWP Oral Surgeon, DWP Members: DWP Oral Surgeon, DWP Members: DWP Oral Surgeon, DWP Members: DWP Endodontist, DWP Members: DWP Endodontist, DWP Members: DWP Endodontist, DWP Members: DWP Periodontist, DWP Members: DWP Periodontist, DWP Members: DWP Periodontist, DWP Members: DWP Prosthodontist, DWP Members: DWP Prosthodontist, DWP Members: DWP Prosthodontist, DWP Members: DWP Orthodontist, DWP Members: DWP Orthodontist, DWP Members: DWP Orthodontist, DWP Members: DWP All Providers</i>	
Access Summary By City	31
<i>DWP Members: DWP Primary Dentist, DWP Members: DWP Primary Dentist, DWP Members: DWP Primary Dentist, DWP Members: DWP Oral Surgeon, DWP Members: DWP Oral Surgeon, DWP Members: DWP Oral Surgeon, DWP Members: DWP Endodontist, DWP Members: DWP Endodontist, DWP Members: DWP Endodontist, DWP Members: DWP Periodontist, DWP Members: DWP Periodontist, DWP Members: DWP Periodontist, DWP Members: DWP Prosthodontist, DWP Members: DWP Prosthodontist, DWP Members: DWP Prosthodontist, DWP Members: DWP Orthodontist, DWP Members: DWP Orthodontist, DWP Members: DWP Orthodontist, DWP Members: DWP All Providers</i>	

Access Overview 30 Miles - All Providers

SFY24 - Q1

Access Analysis

DWP Network

Member / Provider Groups

DWP Members

DWP All Providers


Comparison Graph

Percent of members with access to a choice of providers over miles

- 1st closest
- 2nd closest

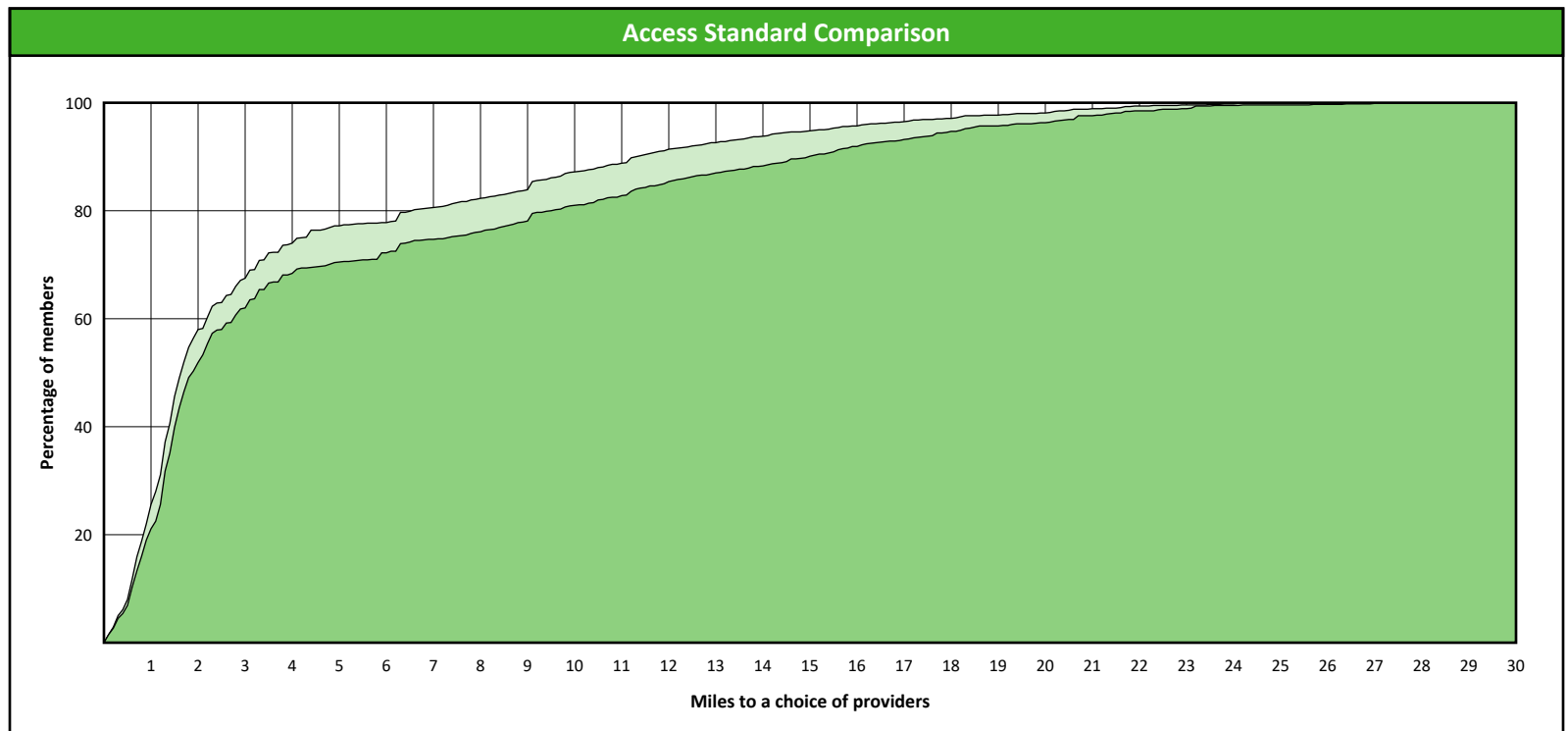
¹ The Access Standard is defined as (DWP Members) members accessing:

1 (DWP All Providers) provider in 30 miles and 30 minutes



Distances/Times

	Average
Distance/Time to 1st closest provider	4.0 miles 4.4 mins
Distance/Time to 2nd closest provider	5.0 miles 5.6 mins



Access Overview 30 Miles - Primary Care Dentists

SFY24 - Q1

Access Analysis

DWP Network

Member / Provider Groups

DWP Members

DWP Dentist


Comparison Graph

Percent of members with access to a choice of providers over miles

- 1st closest
- 2nd closest

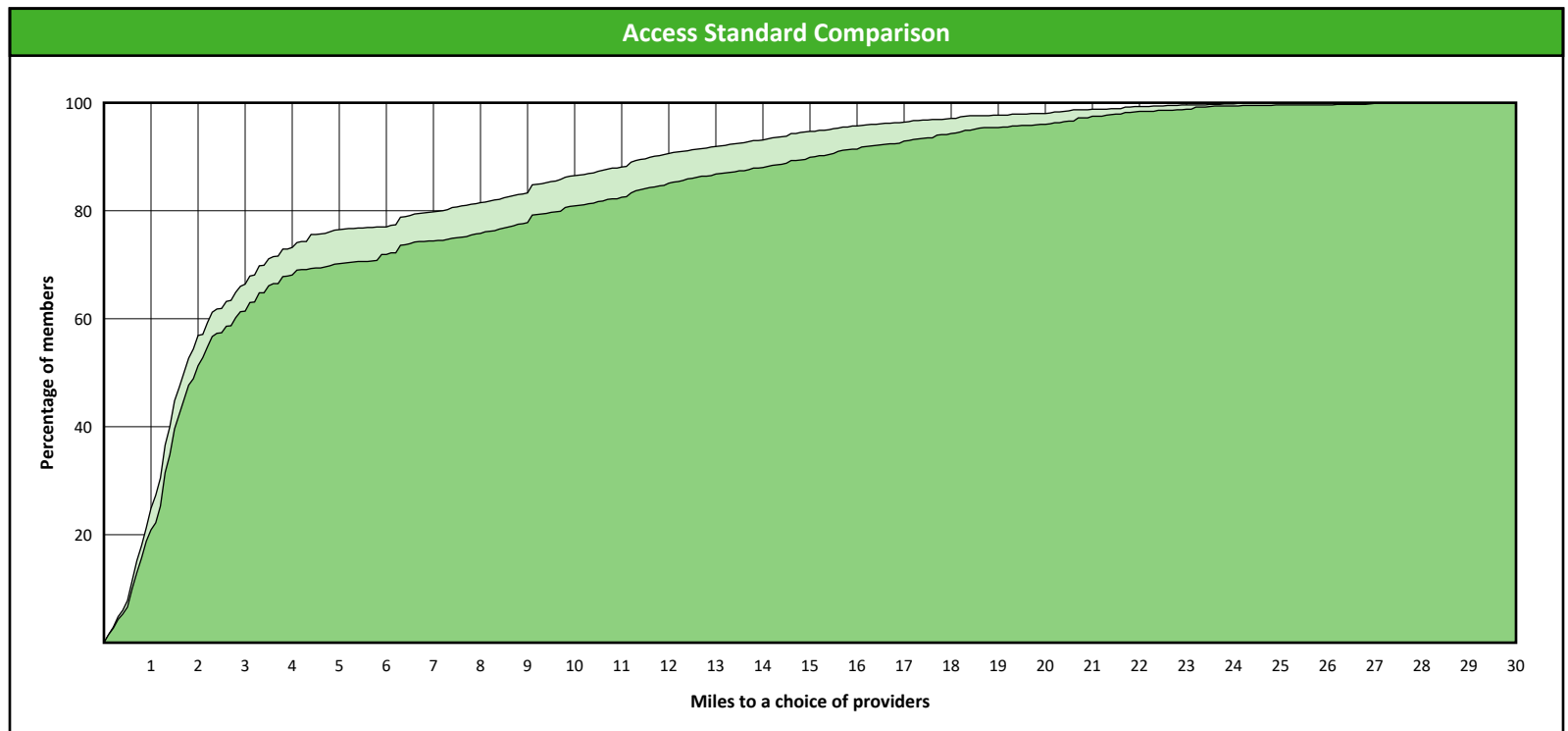
¹ The Access Standard is defined as (DWP Members) members accessing:

1 (DWP Dentist) provider in 30 miles and 30 minutes



Distances/Times

		Average
Distance/Time to 1st closest provider		4.1 miles 4.6 mins
Distance/Time to 2nd closest provider		5.1 miles 5.7 mins



Access Overview 30 Miles - Oral Surgeon

SFY24 Q1

Access Analysis

DWP Network

Member / Provider Groups

DWP Members

DWP Oral Surgeon


Comparison Graph

Percent of members with access to a choice of providers over miles

- 1st closest
- 2nd closest

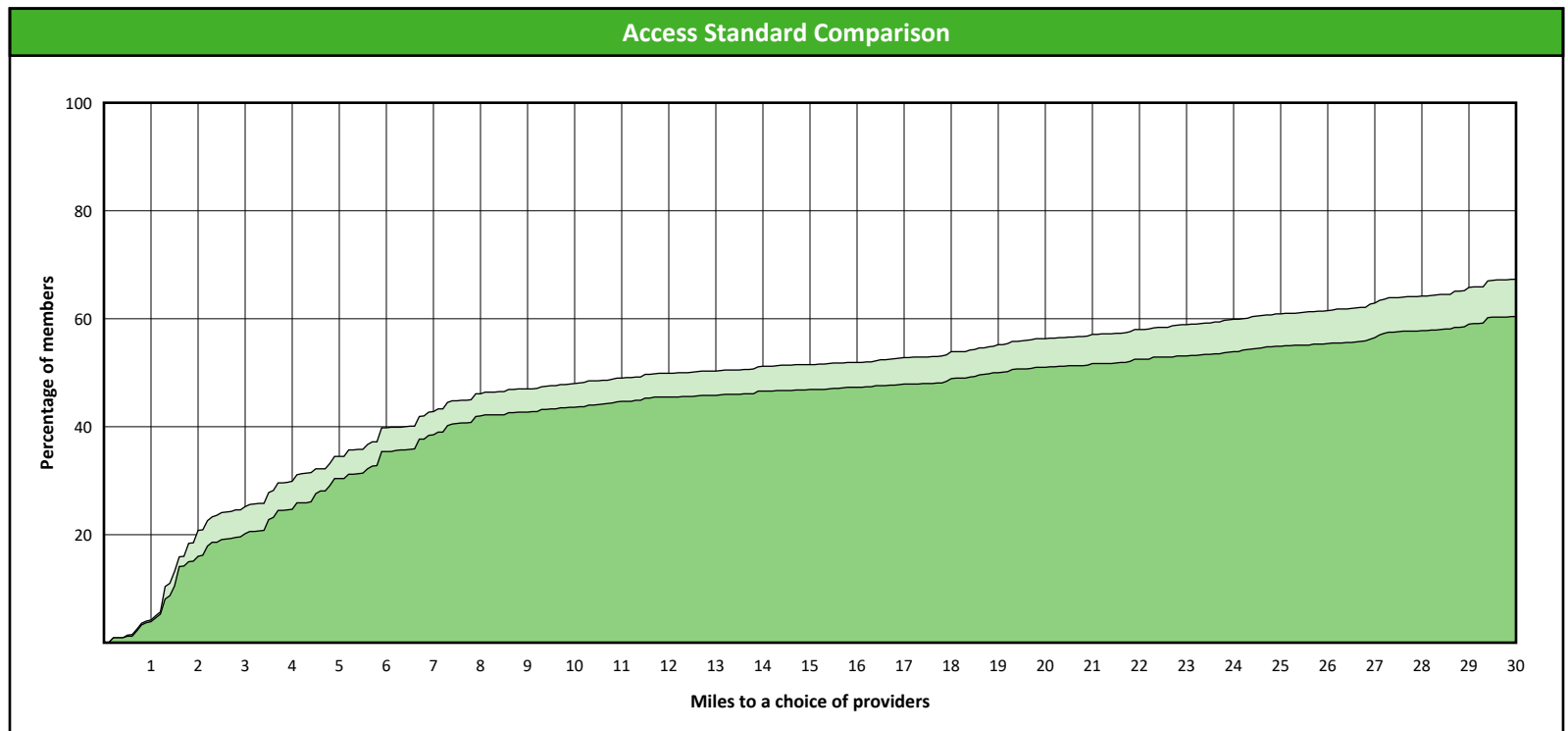
¹ The Access Standard is defined as (DWP Members) members accessing:

1 (DWP Oral Surgeon) provider in 30 miles and 30 minutes



Distances/Times

	Average
Distance/Time to 1st closest provider	21.6 miles 24.8 mins
Distance/Time to 2nd closest provider	25.8 miles 30.5 mins



Access Overview 30 Miles - Endodontist

SFY24 - Q1

Access Analysis

DWP Network

Member / Provider Groups

DWP Members

DWP Endodontist

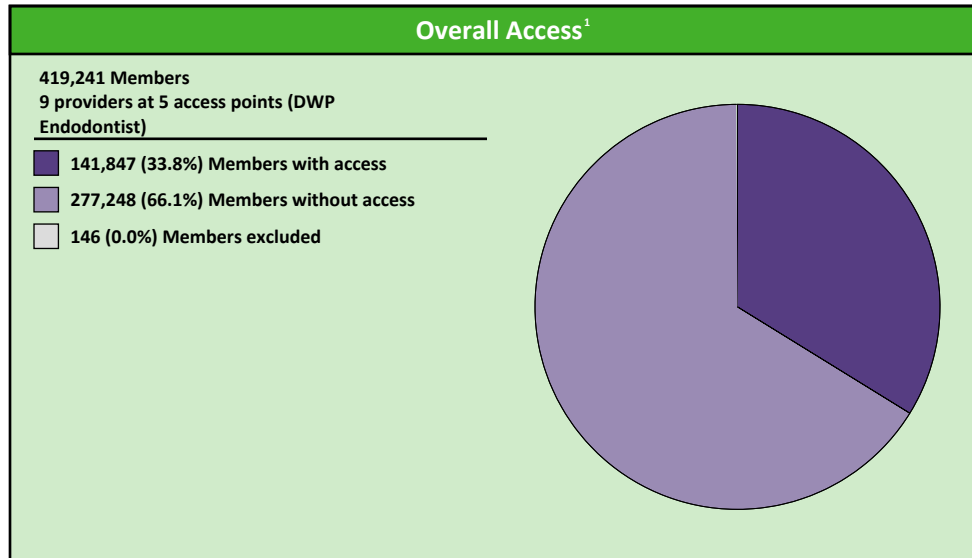
Comparison Graph

Percent of members with access to a choice of providers over miles

- 1st closest
- 2nd closest

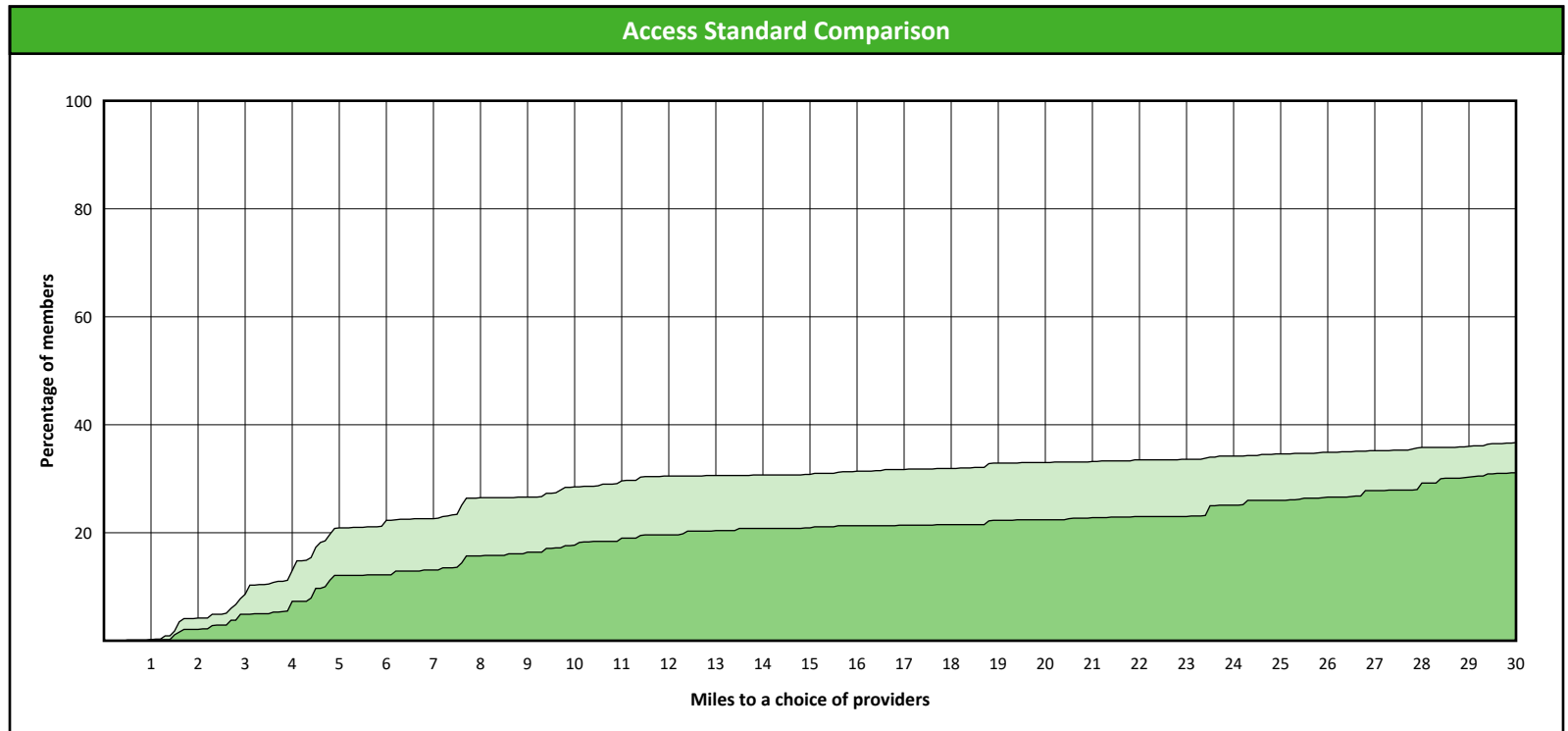
¹ The Access Standard is defined as (DWP Members) members accessing:

1 (DWP Endodontist) provider in 30 miles and 30 minutes



Distances/Times

	Average
Distance/Time to 1st closest provider	46.8 miles 62.4 mins
Distance/Time to 2nd closest provider	60.5 miles 83.2 mins



Access Overview 30 Miles - Orthodontist

SFY24 - Q1

Access Analysis

DWP Network

Member / Provider Groups

DWP Members

DWP Orthodontist


Comparison Graph

Percent of members with access to a choice of providers over miles

- 1st closest
- 2nd closest

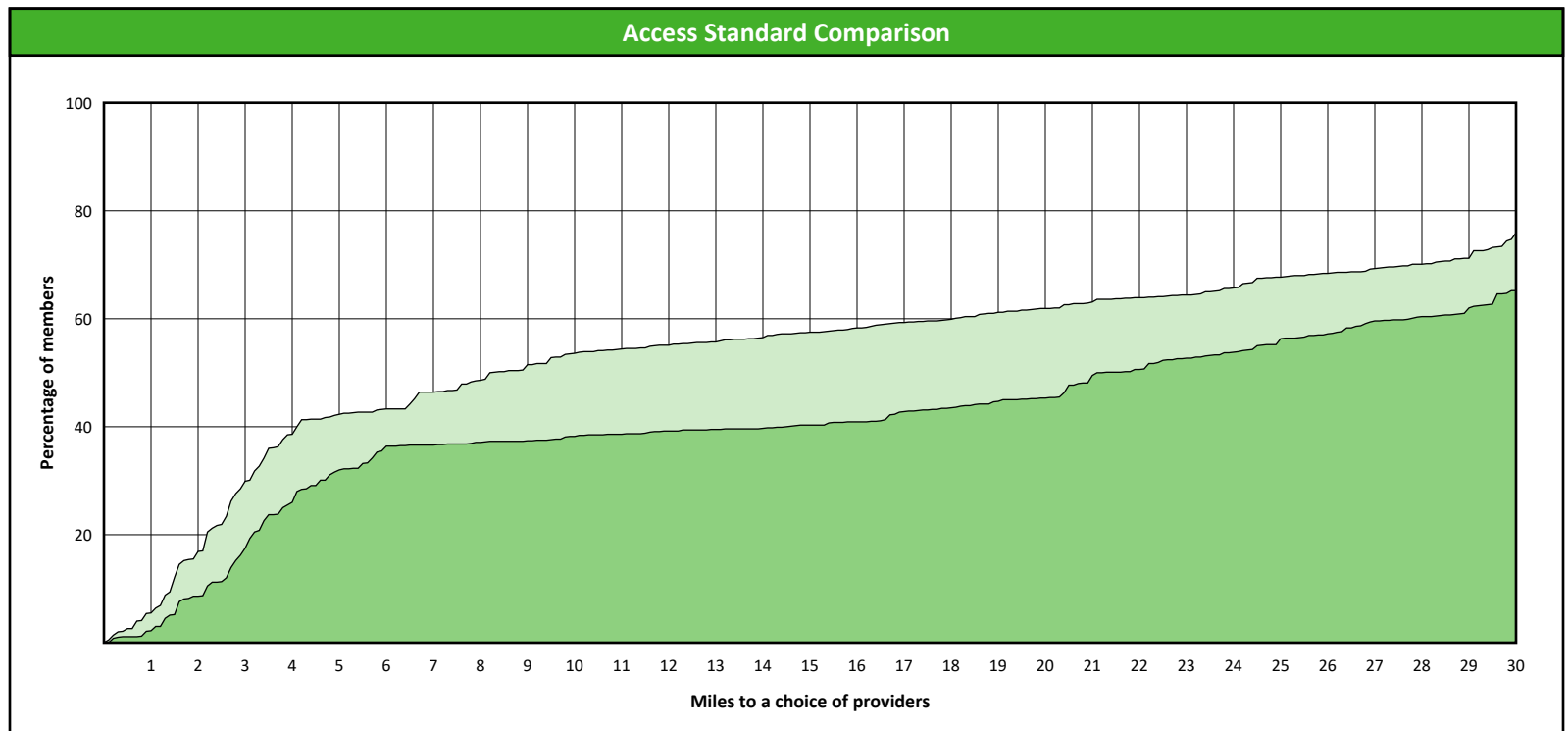
¹ The Access Standard is defined as (DWP Members) members accessing:

1 (DWP Orthodontist) provider in 30 miles and 30 minutes



Distances/Times

		Average
Distance/Time to 1st closest provider		18.2 miles 20.3 mins
Distance/Time to 2nd closest provider		24.2 miles 27.3 mins



Access Overview 30 Miles - Periodontist

SFY24 - Q1

Access Analysis

DWP Network

Member / Provider Groups

DWP Members

DWP Periodontist

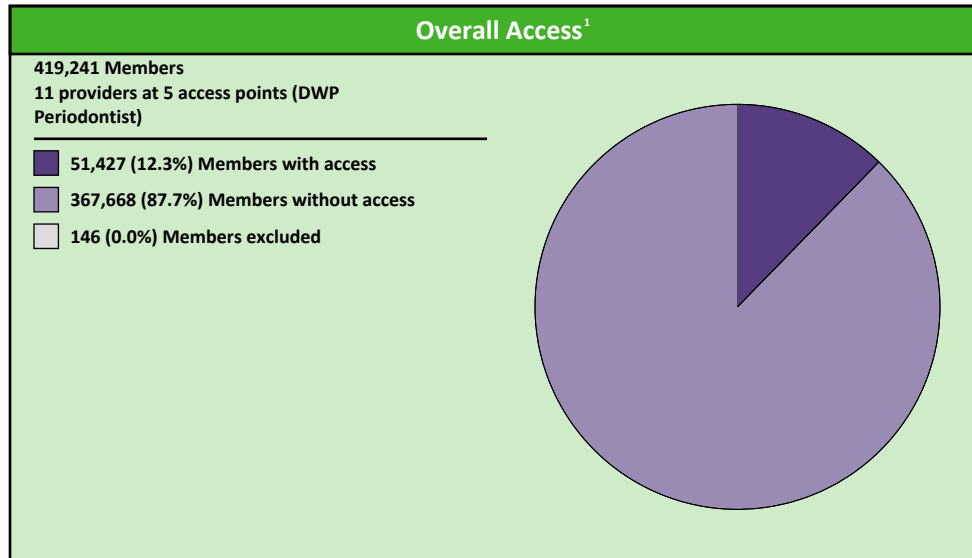
Comparison Graph

Percent of members with access to a choice of providers over miles

- 1st closest
- 2nd closest

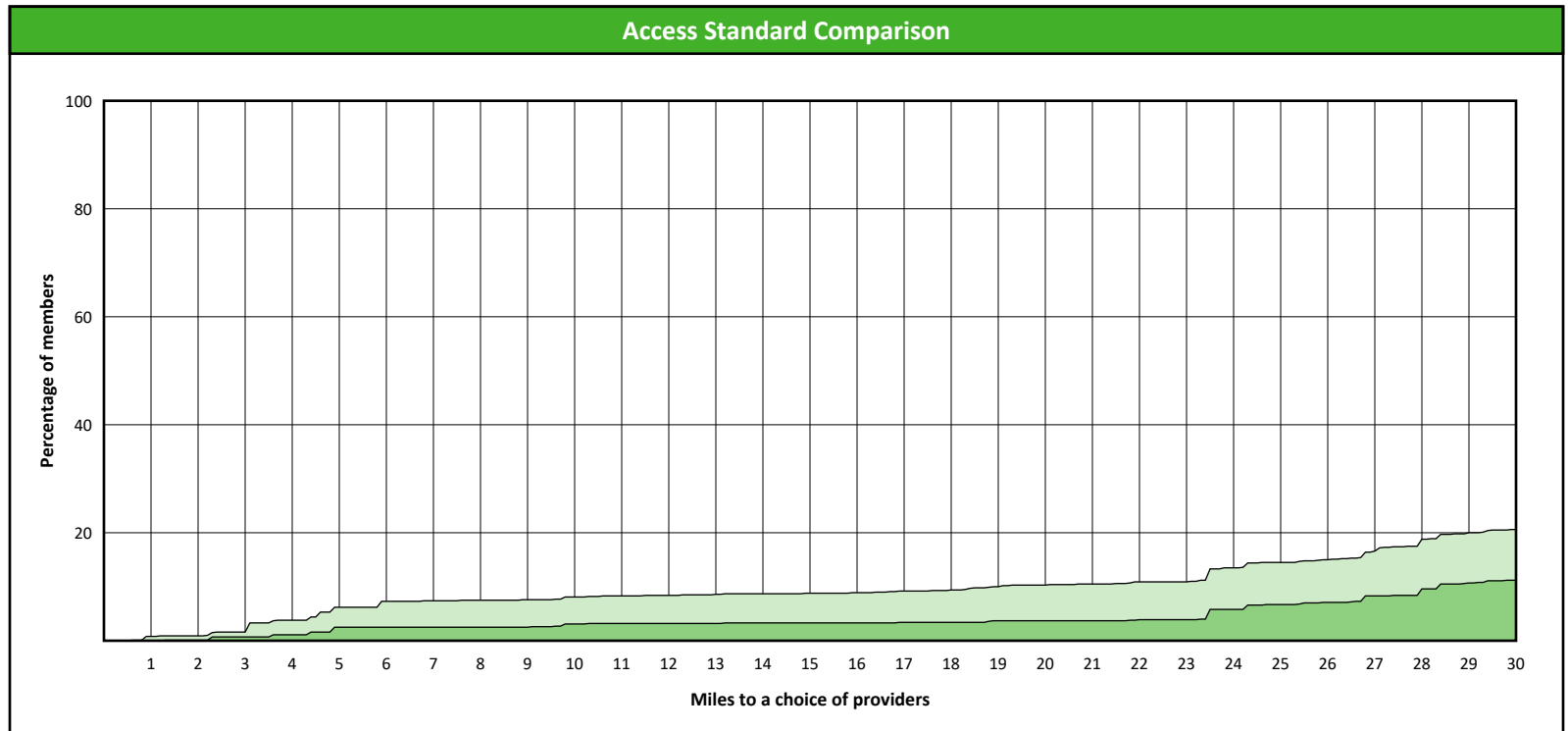
¹ The Access Standard is defined as (DWP Members) members accessing:

1 (DWP Periodontist) provider in 30 miles and 30 minutes



Distances/Times

	Average
Distance/Time to 1st closest provider	57.8 miles 74.4 mins
Distance/Time to 2nd closest provider	68.3 miles 87.5 mins



Access Overview 30 Miles - Prosthodontist

SFY24 - Q1

Access Analysis

DWP Network

Member / Provider Groups

DWP Members

DWP Prosthodontist

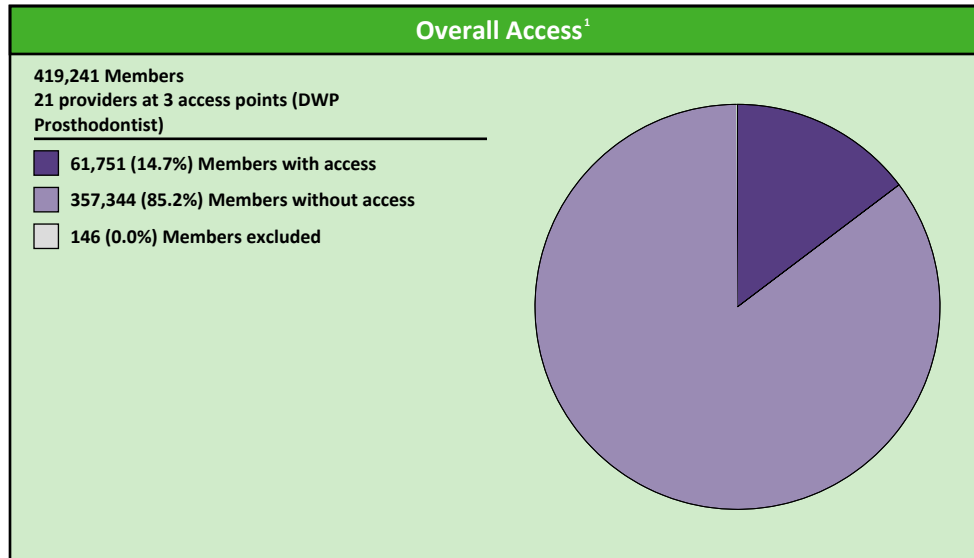
Comparison Graph

Percent of members with access to a choice of providers over miles

- 1st closest
- 2nd closest

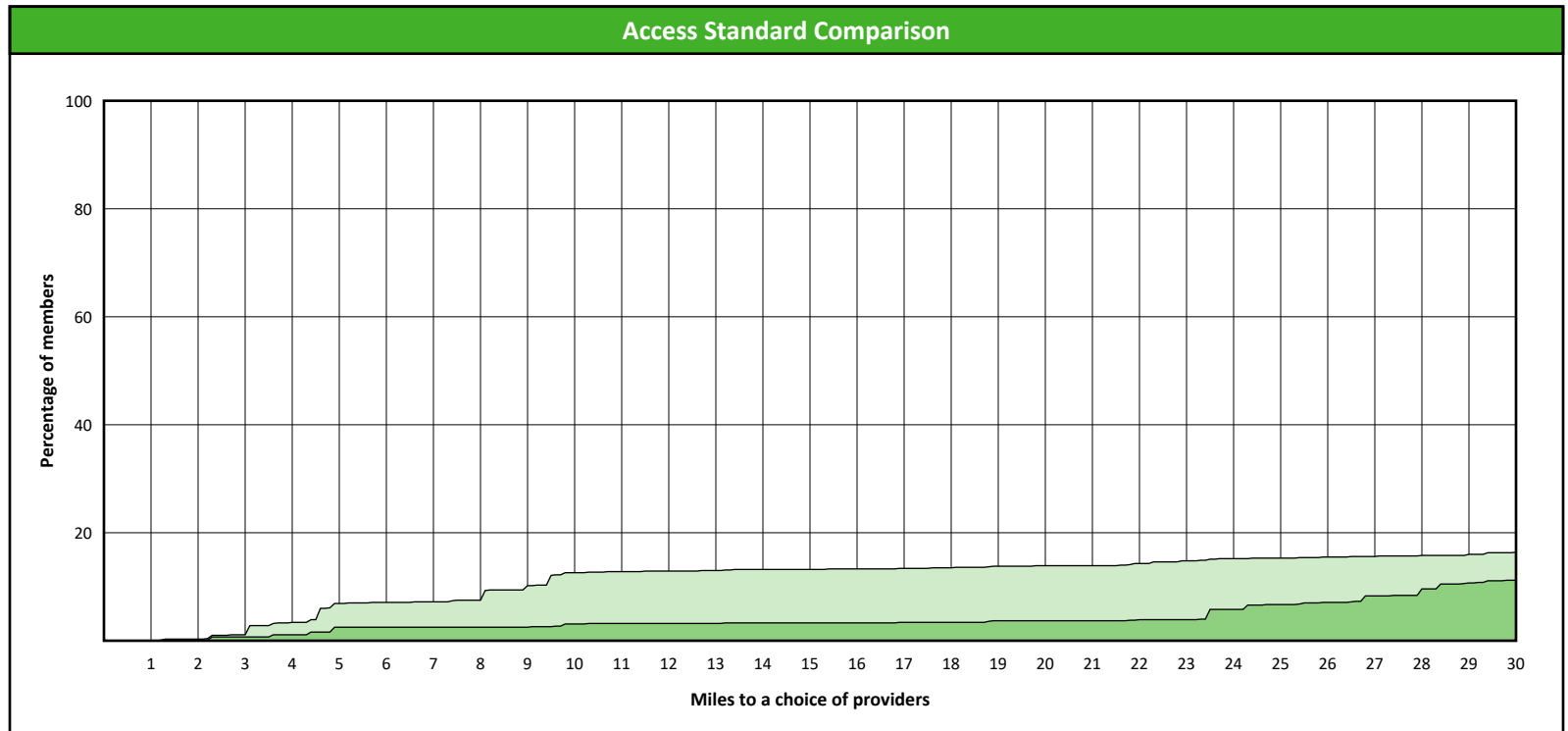
¹ The Access Standard is defined as (DWP Members) members accessing:

1 (DWP Prosthodontist) provider in 30 miles and 30 minutes



Distances/Times

	Average
Distance/Time to 1st closest provider	73.2 miles 99.1 mins
Distance/Time to 2nd closest provider	107.3 miles 150.4 mins



Access Overview 60 Miles - All Providers

SFY24 - Q1

Access Analysis

DWP Network

Member / Provider Groups

DWP Members

DWP All Providers

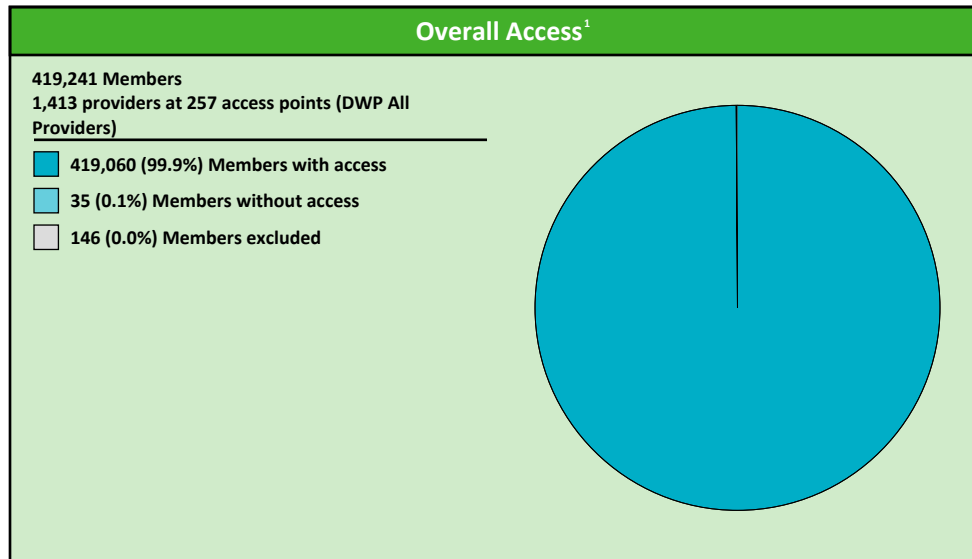
Comparison Graph

Percent of members with access to a choice of providers over miles

- 1st closest
- 2nd closest

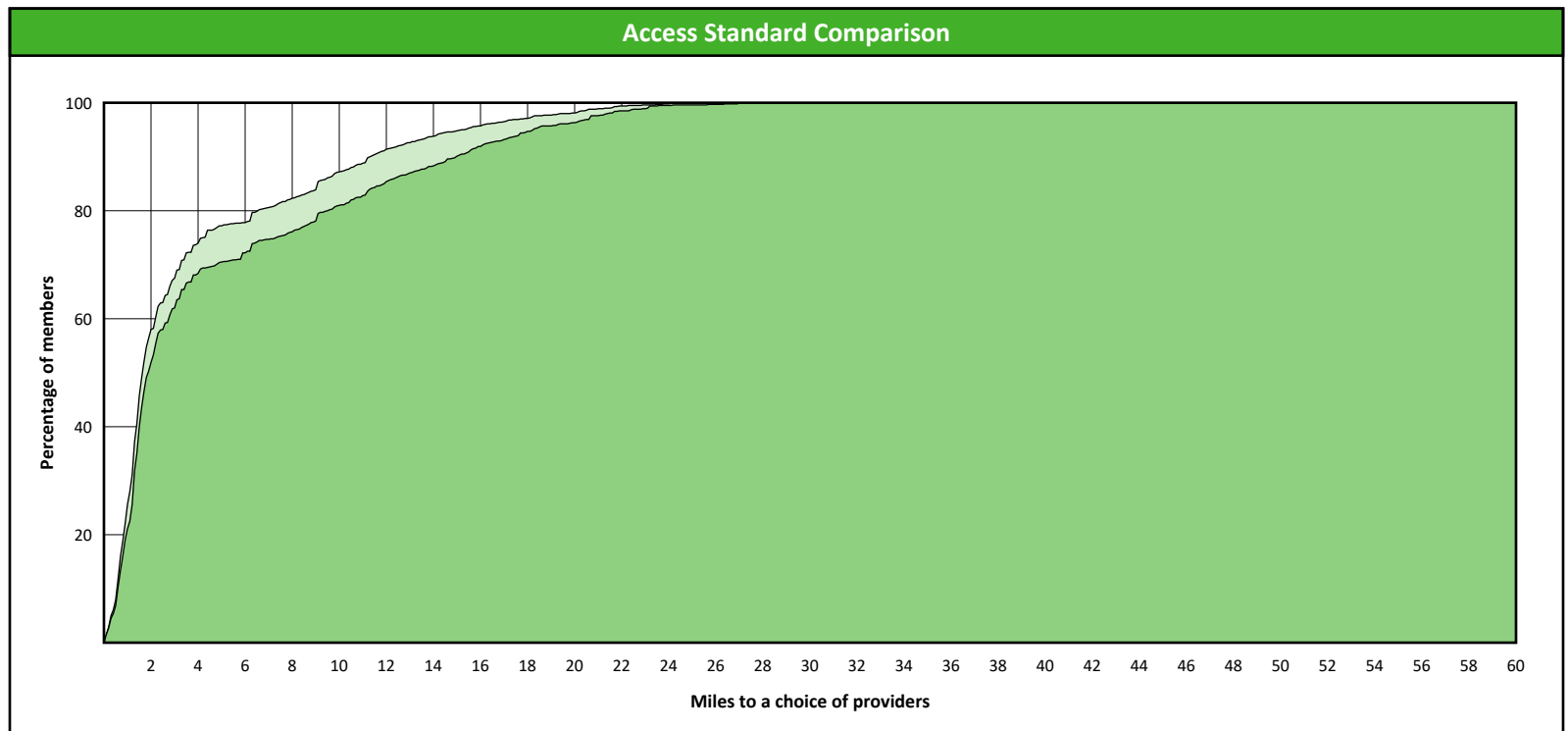
¹ The Access Standard is defined as (DWP Members) members accessing:

1 (DWP All Providers) provider in 60 miles and 60 minutes



Distances/Times

		Average
Distance/Time to 1st closest provider		4.0 miles 4.4 mins
Distance/Time to 2nd closest provider		5.0 miles 5.6 mins



Access Overview 60 Miles - Primary Care Dentists

SFY24 - Q1

Access Analysis

DWP Network

Member / Provider Groups

DWP Members

DWP Primary Care Dentist


Comparison Graph

Percent of members with access to a choice of providers over miles

- 1st closest
- 2nd closest

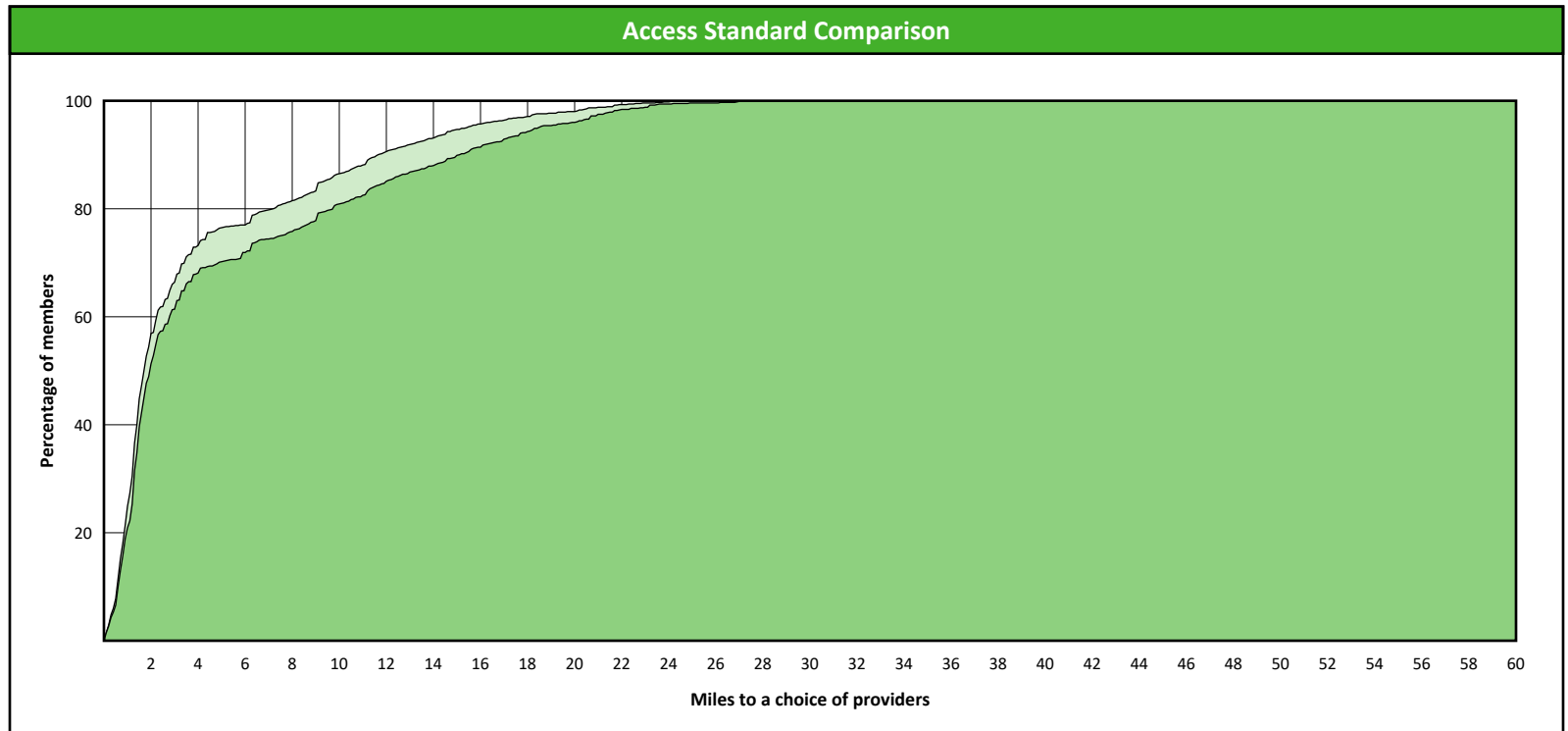
¹ The Access Standard is defined as (DWP Members) members accessing:

1 (DWP Primary Care Dentist) provider in 60 miles and 60 minutes



Distances/Times

		Average
Distance/Time to 1st closest provider		4.1 miles 4.6 mins
Distance/Time to 2nd closest provider		5.1 miles 5.7 mins



Access Overview 60 Miles - Oral Surgeon

SFY24 - Q1

Access Analysis

DWP Network

Member / Provider Groups

DWP Members

DWP Oral Surgeon


Comparison Graph

Percent of members with access to a choice of providers over miles

- 1st closest
- 2nd closest

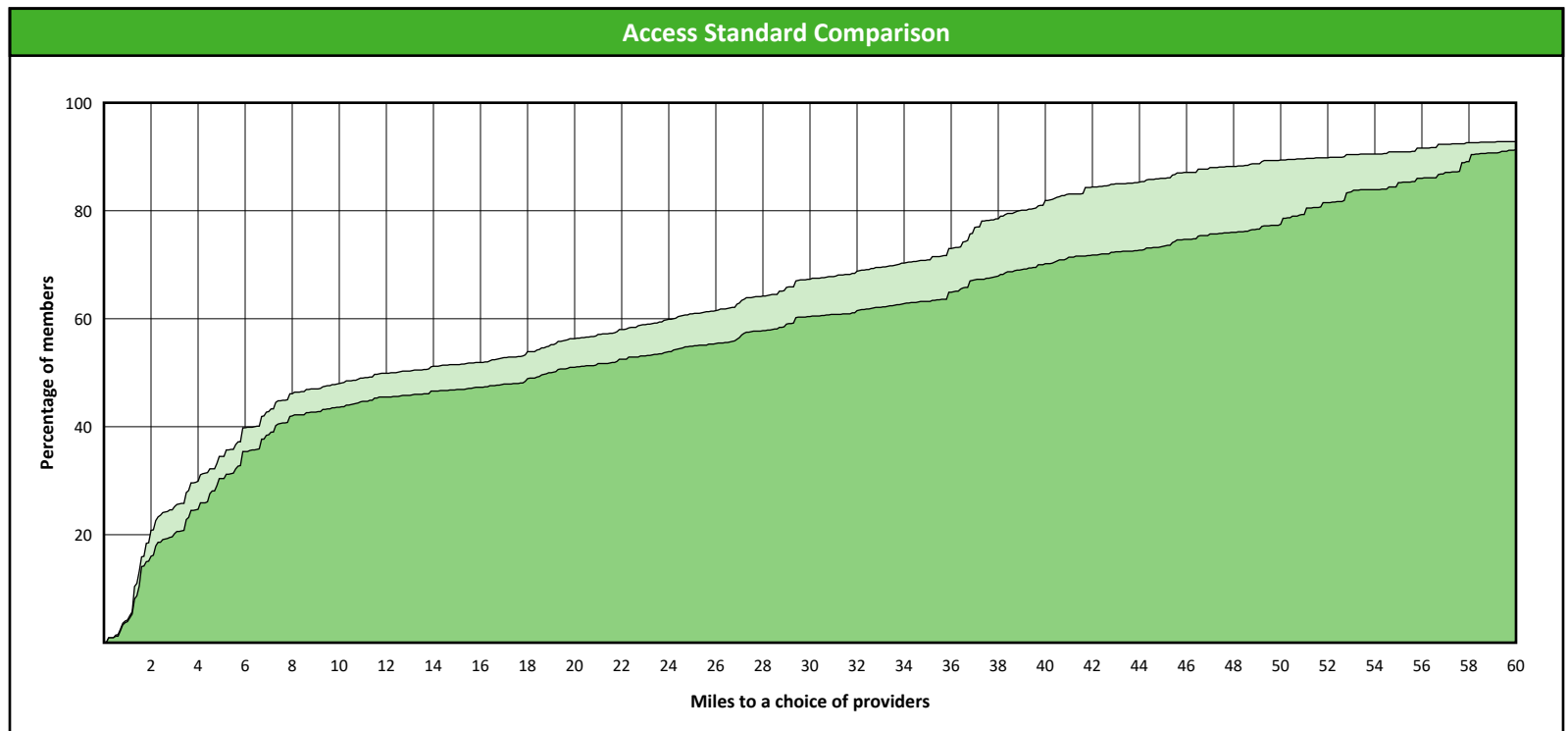
¹ The Access Standard is defined as (DWP Members) members accessing:

- 1 (DWP Oral Surgeon) provider in 60 miles and 60 minutes



Distances/Times

	Average
Distance/Time to 1st closest provider	21.6 miles 24.8 mins
Distance/Time to 2nd closest provider	25.8 miles 30.5 mins



Access Overview 60 Miles - Endodontist

SFY24 - Q1

Access Analysis

DWP Network

Member / Provider Groups

DWP Members

DWP Endodontist


Comparison Graph

Percent of members with access to a choice of providers over miles

- 1st closest
- 2nd closest

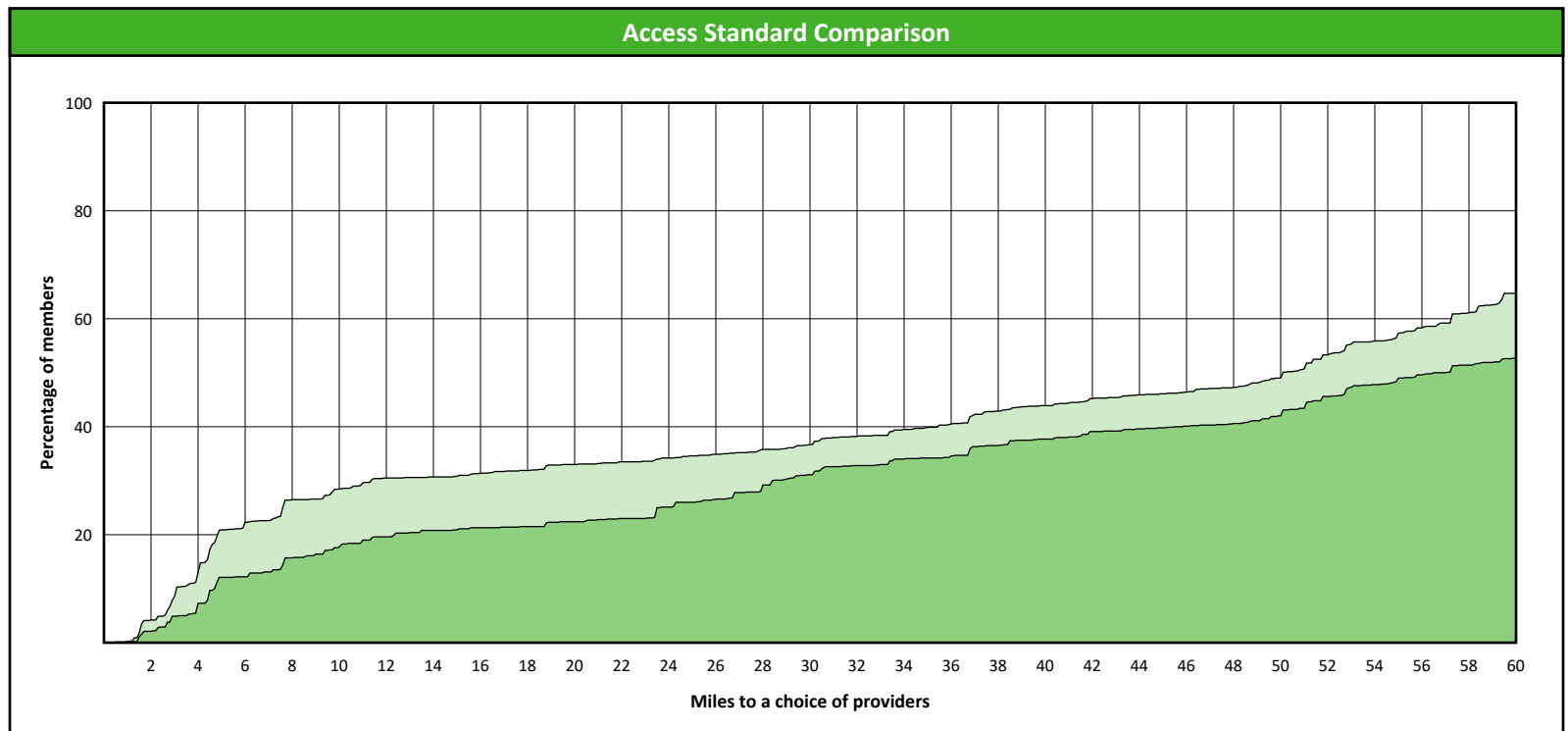
¹ The Access Standard is defined as (DWP Members) members accessing:

1 (DWP Endodontist) provider in 60 miles and 60 minutes



Distances/Times

	Average
Distance/Time to 1st closest provider	46.8 miles 62.4 mins
Distance/Time to 2nd closest provider	60.5 miles 83.2 mins



Access Overview 60 Miles - Orthodontist

SFY24 - Q1

Access Analysis

DWP Network

Member / Provider Groups

DWP Members

DWP Orthodontist


Comparison Graph

Percent of members with access to a choice of providers over miles

- 1st closest
- 2nd closest

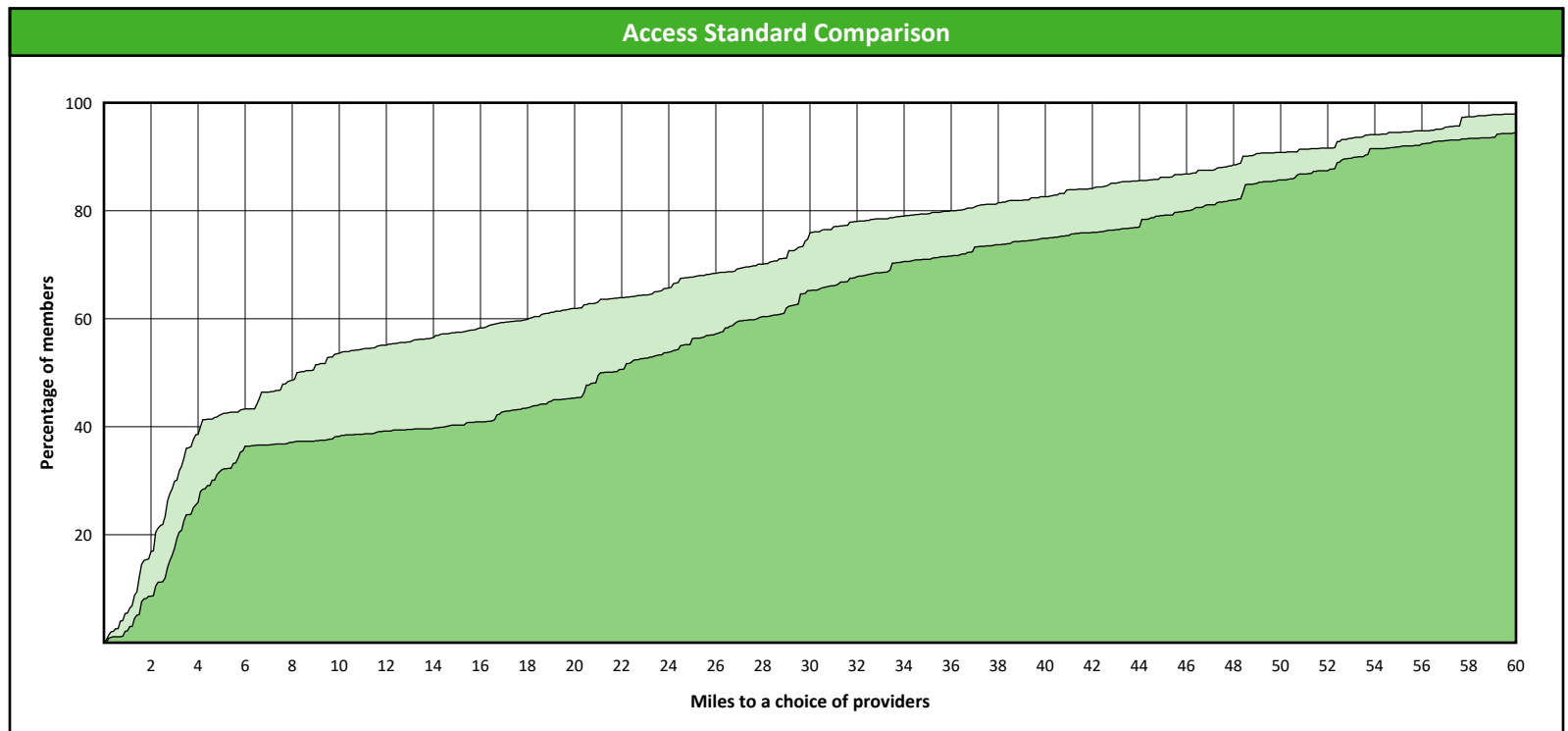
¹ The Access Standard is defined as (DWP Members) members accessing:

1 (DWP Orthodontist) provider in 60 miles and 60 minutes



Distances/Times

	Average
Distance/Time to 1st closest provider	18.2 miles 20.3 mins
Distance/Time to 2nd closest provider	24.2 miles 27.3 mins



Access Overview 60 Miles - Periodontist

SFY24 - Q1

Access Analysis

DWP Network

Member / Provider Groups

DWP Members

DWP Periodontist


Comparison Graph

Percent of members with access to a choice of providers over miles

- 1st closest
- 2nd closest

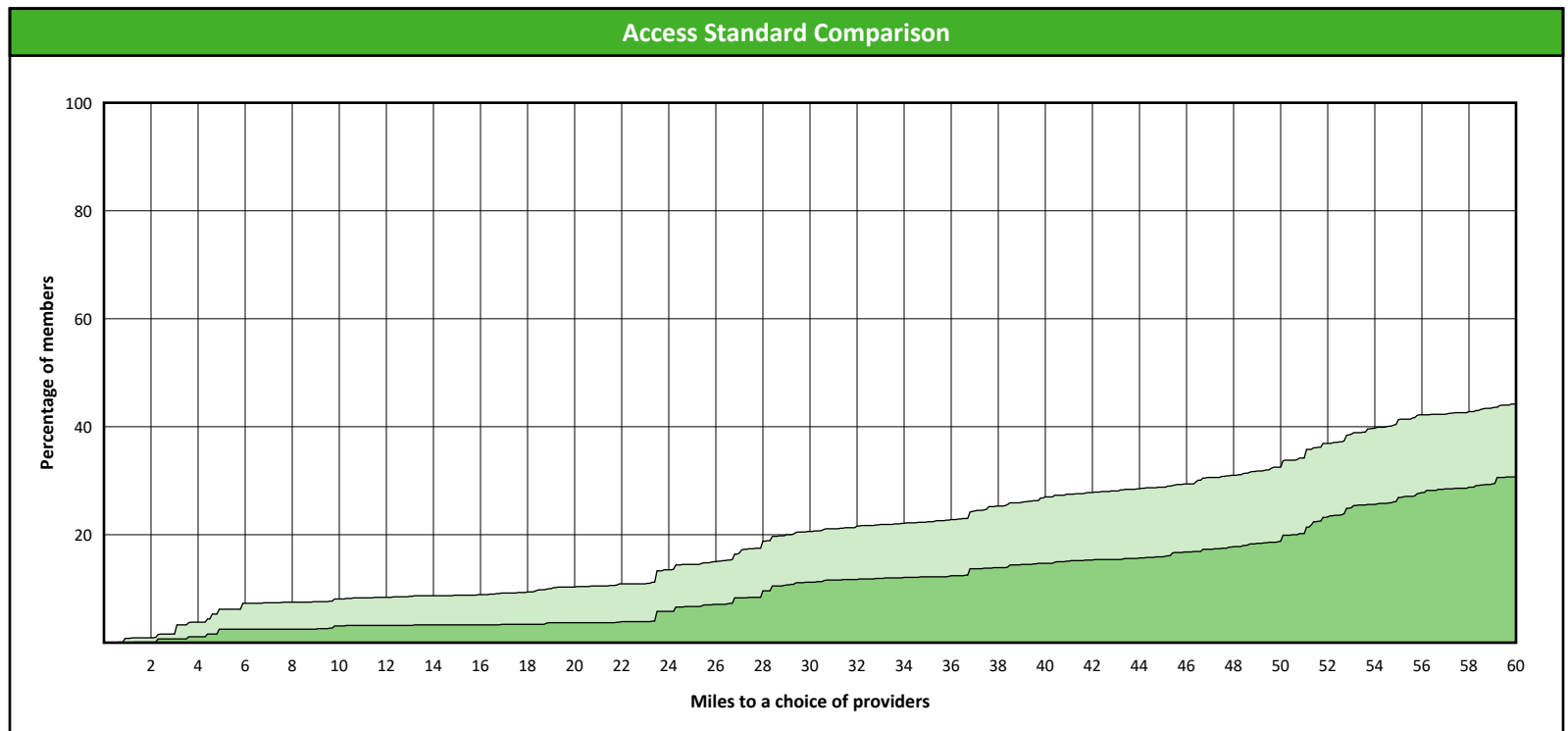
¹ The Access Standard is defined as (DWP Members) members accessing:

1 (DWP Periodontist) provider in 60 miles and 60 minutes



Distances/Times

	Average
Distance/Time to 1st closest provider	57.8 miles 74.4 mins
Distance/Time to 2nd closest provider	68.3 miles 87.5 mins



Access Overview 60 Miles - Prosthodontist

SFY24 - Q1

Access Analysis

DWP Network

Member / Provider Groups

DWP Members


DWP Prosthodontist

Comparison Graph

Percent of members with access to a choice of providers over miles

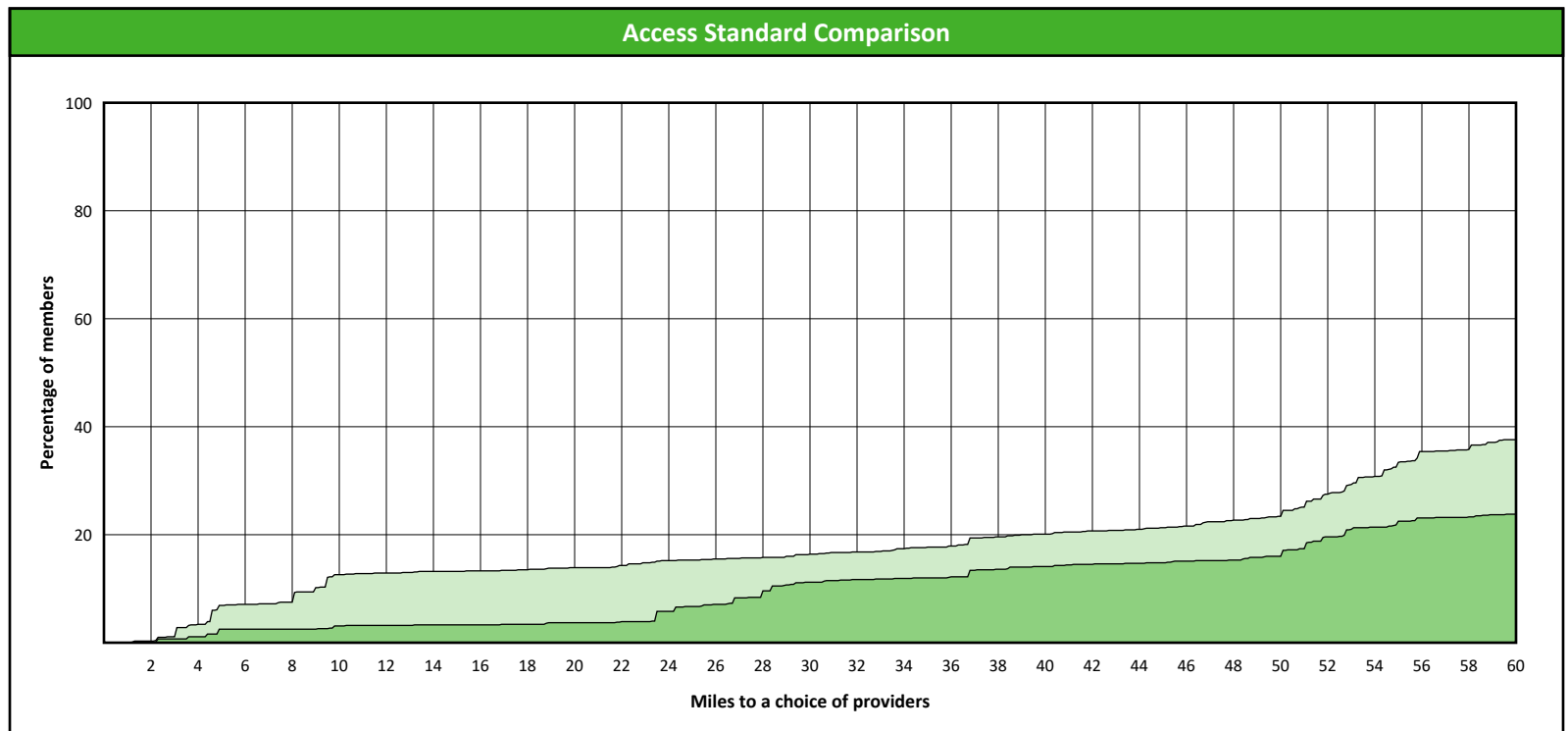
- 1st closest
- 2nd closest

¹ The Access Standard is defined as (DWP Members) members accessing:
1 (DWP Prosthodontist) provider in 60 miles and 60 minutes



Distances/Times

	Average
Distance/Time to 1st closest provider	73.2 miles 99.1 mins
Distance/Time to 2nd closest provider	107.3 miles 150.4 mins



Access Overview 90 Miles - All Providers

SFY24 - Q1

Access Analysis

DWP Network

Member / Provider Groups

DWP Members

DWP All Providers


Comparison Graph

Percent of members with access to a choice of providers over miles

- 1st closest
- 2nd closest

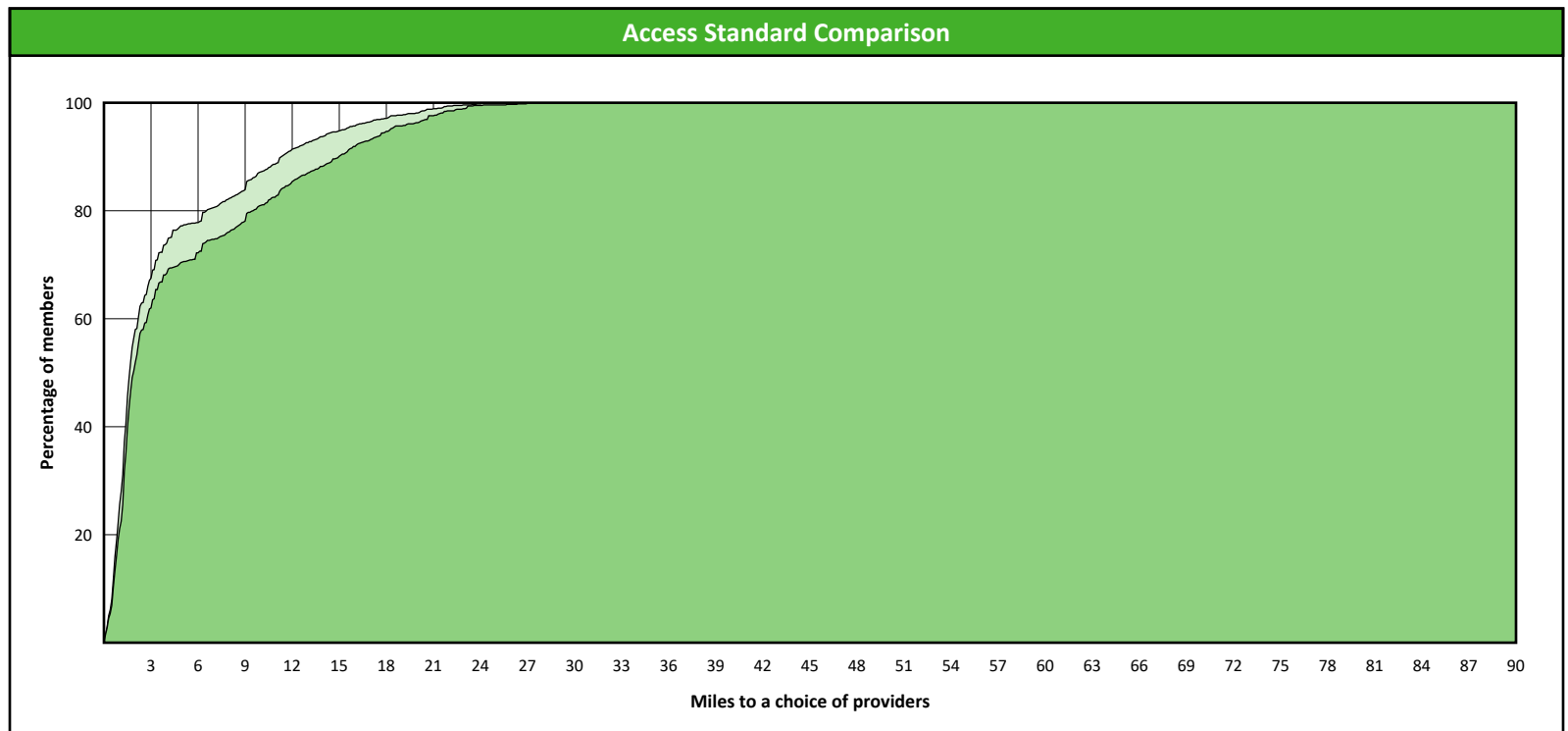
¹ The Access Standard is defined as (DWP Members) members accessing:

1 (DWP All Providers) provider in 90 miles and 90 minutes



Distances/Times

	Average
Distance/Time to 1st closest provider	4.0 miles 4.4 mins
Distance/Time to 2nd closest provider	5.0 miles 5.6 mins



Access Overview 90 Miles - Primary Care

SFY24 - Q1

Access Analysis

DWP Network

Member / Provider Groups

DWP Members

DWP Primary Care Dentist


Comparison Graph

Percent of members with access to a choice of providers over miles

- 1st closest
- 2nd closest

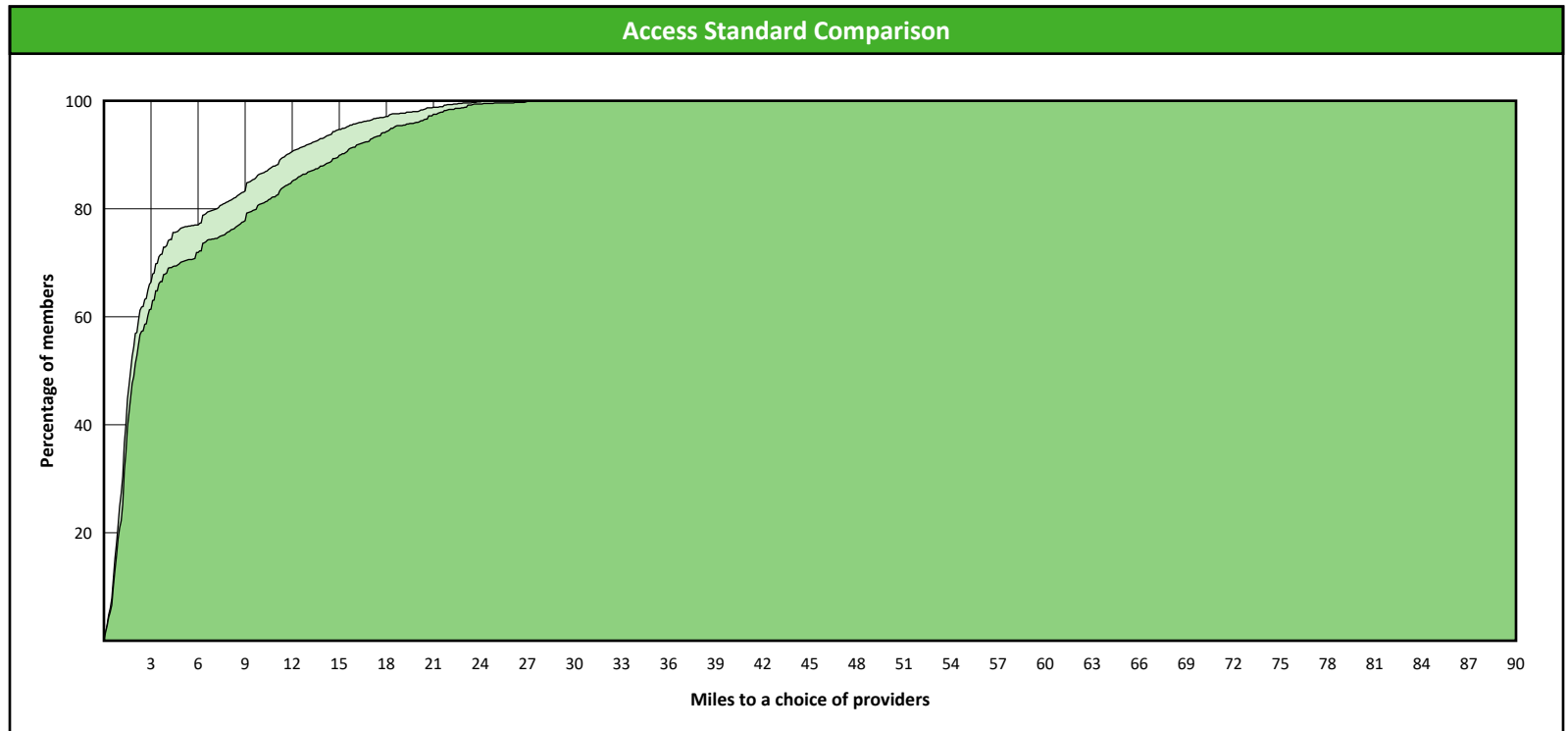
¹ The Access Standard is defined as (DWP Members) members accessing:

1 (DWP Primary Care Dentist) provider in 90 miles and 90 minutes



Distances/Times

	Average
Distance/Time to 1st closest provider	4.1 miles 4.6 mins
Distance/Time to 2nd closest provider	5.1 miles 5.7 mins



Access Overview 90 Miles - Oral Surgeon

SFY24 - Q1

Access Analysis

DWP Network

Member / Provider Groups

DWP Members

DWP Oral Surgeon


Comparison Graph

Percent of members with access to a choice of providers over miles

- 1st closest
- 2nd closest

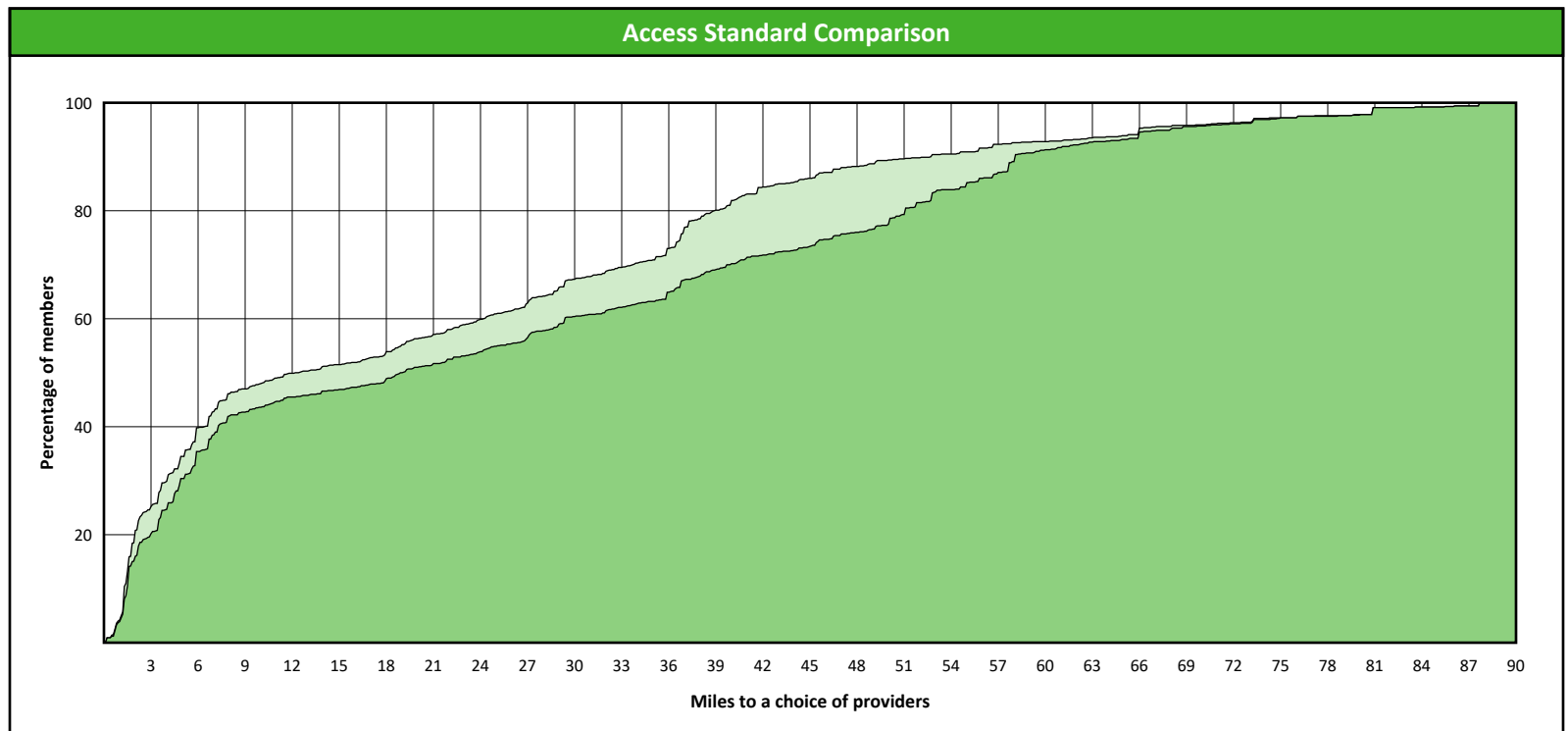
¹ The Access Standard is defined as (DWP Members) members accessing:

1 (DWP Oral Surgeon) provider in 90 miles and 90 minutes



Distances/Times

	Average
Distance/Time to 1st closest provider	21.6 miles 24.8 mins
Distance/Time to 2nd closest provider	25.8 miles 30.5 mins



Access Overview 90 Miles - Endodontist

SFY24 - Q1

Access Analysis

DWP Network

Member / Provider Groups

DWP Members

DWP Endodontist

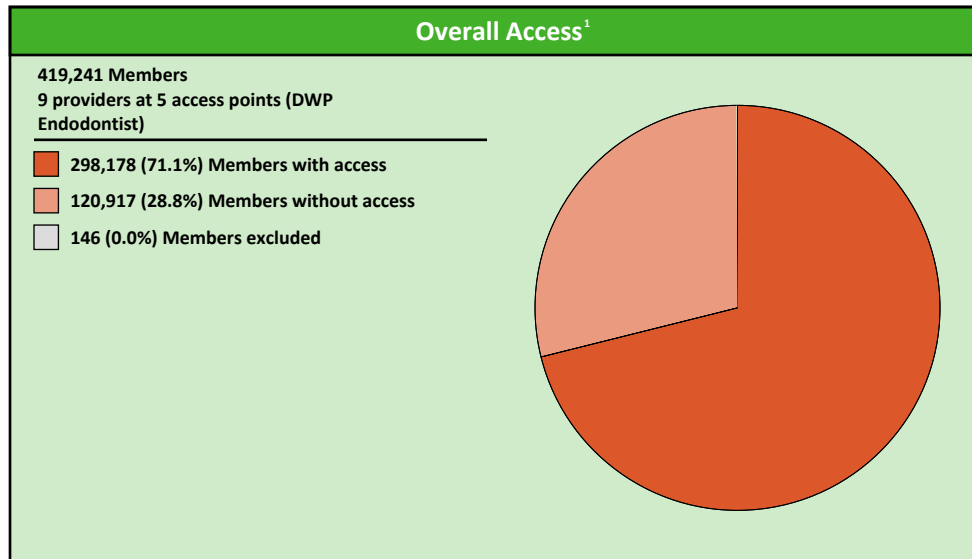
Comparison Graph

Percent of members with access to a choice of providers over miles

- 1st closest
- 2nd closest

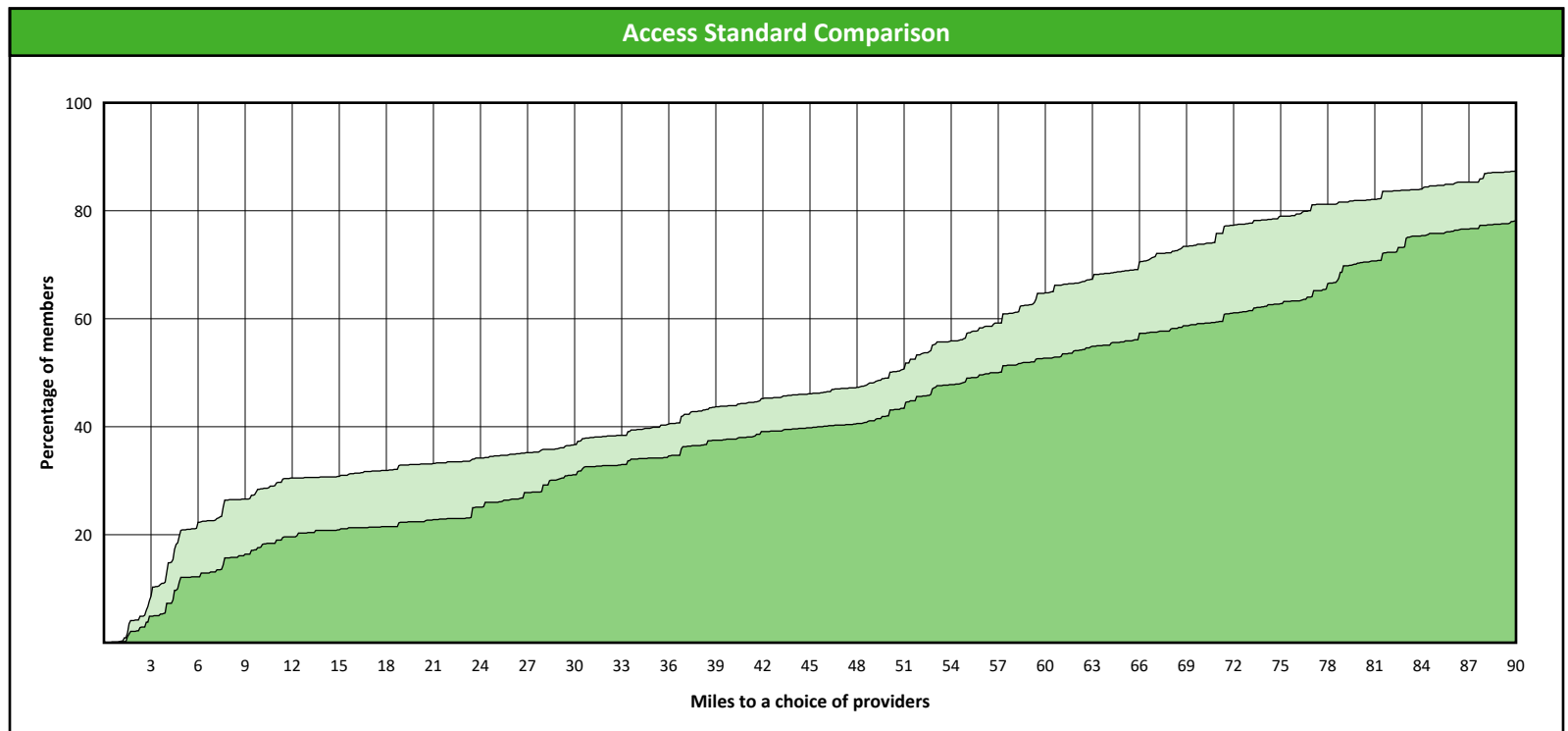
¹ The Access Standard is defined as (DWP Members) members accessing:

1 (DWP Endodontist) provider in 90 miles and 90 minutes



Distances/Times

	Average
Distance/Time to 1st closest provider	46.8 miles 62.4 mins
Distance/Time to 2nd closest provider	60.5 miles 83.2 mins



Access Overview 90 Miles - Orthodontist

SFY24 - Q1

Access Analysis

DWP Network

Member / Provider Groups

DWP Members

DWP Orthodontist


Comparison Graph

Percent of members with access to a choice of providers over miles

- 1st closest
- 2nd closest

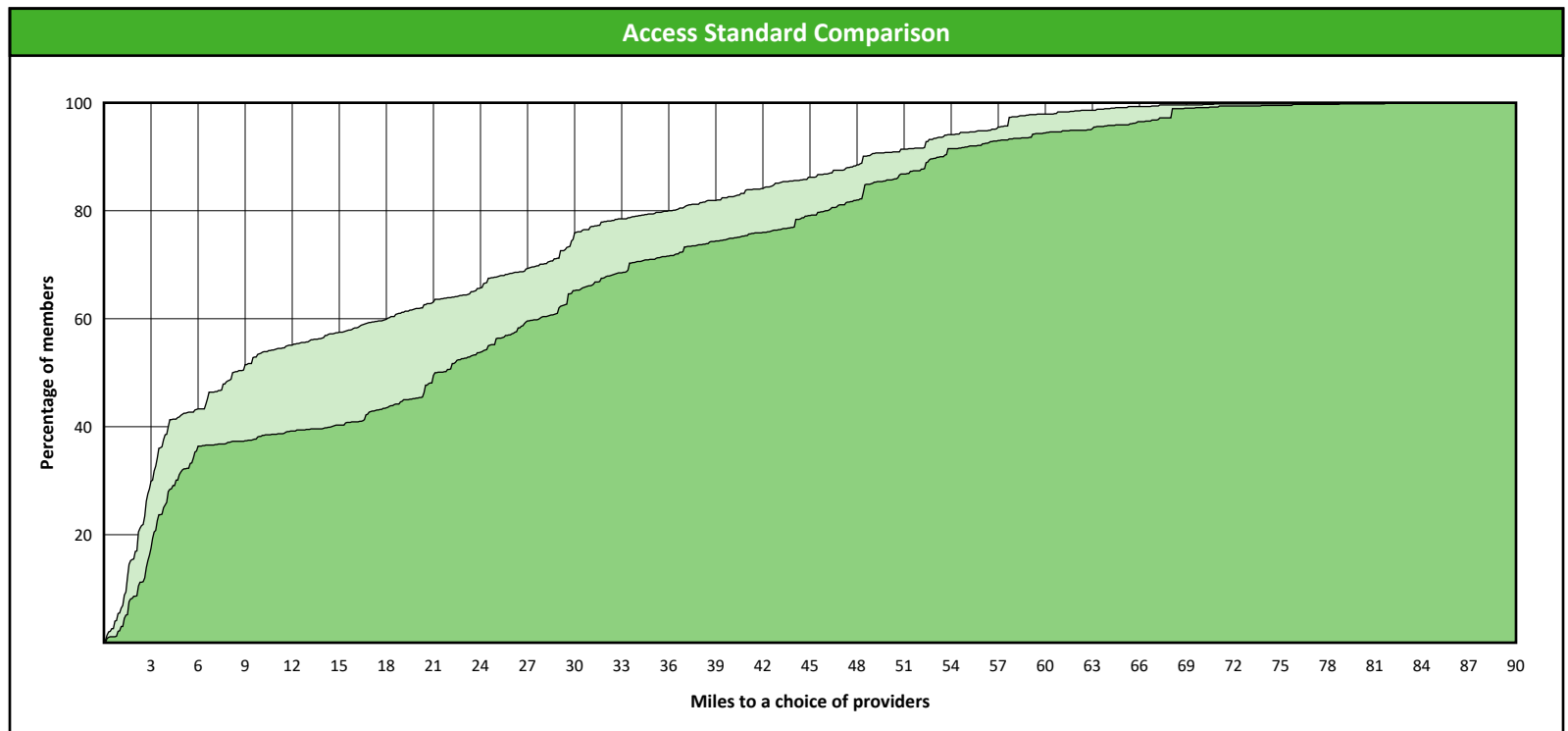
¹ The Access Standard is defined as (DWP Members) members accessing:

1 (DWP Orthodontist) provider in 90 miles and 90 minutes



Distances/Times

	Average
Distance/Time to 1st closest provider	18.2 miles 20.3 mins
Distance/Time to 2nd closest provider	24.2 miles 27.3 mins



Access Overview 90 Miles - Periodontist

SFY24 - Q1

Access Analysis

DWP Network

Member / Provider Groups

DWP Members

DWP Periodontist

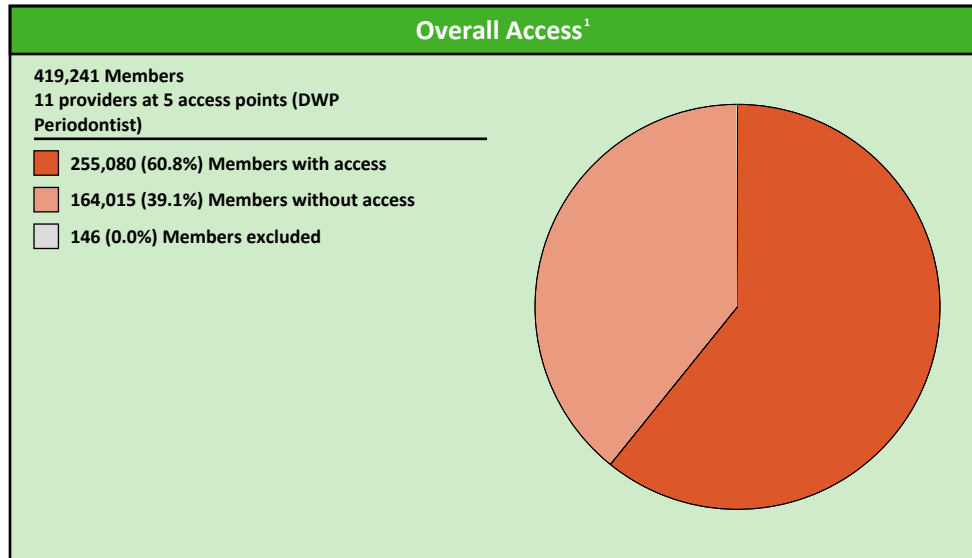
Comparison Graph

Percent of members with access to a choice of providers over miles

- 1st closest
- 2nd closest

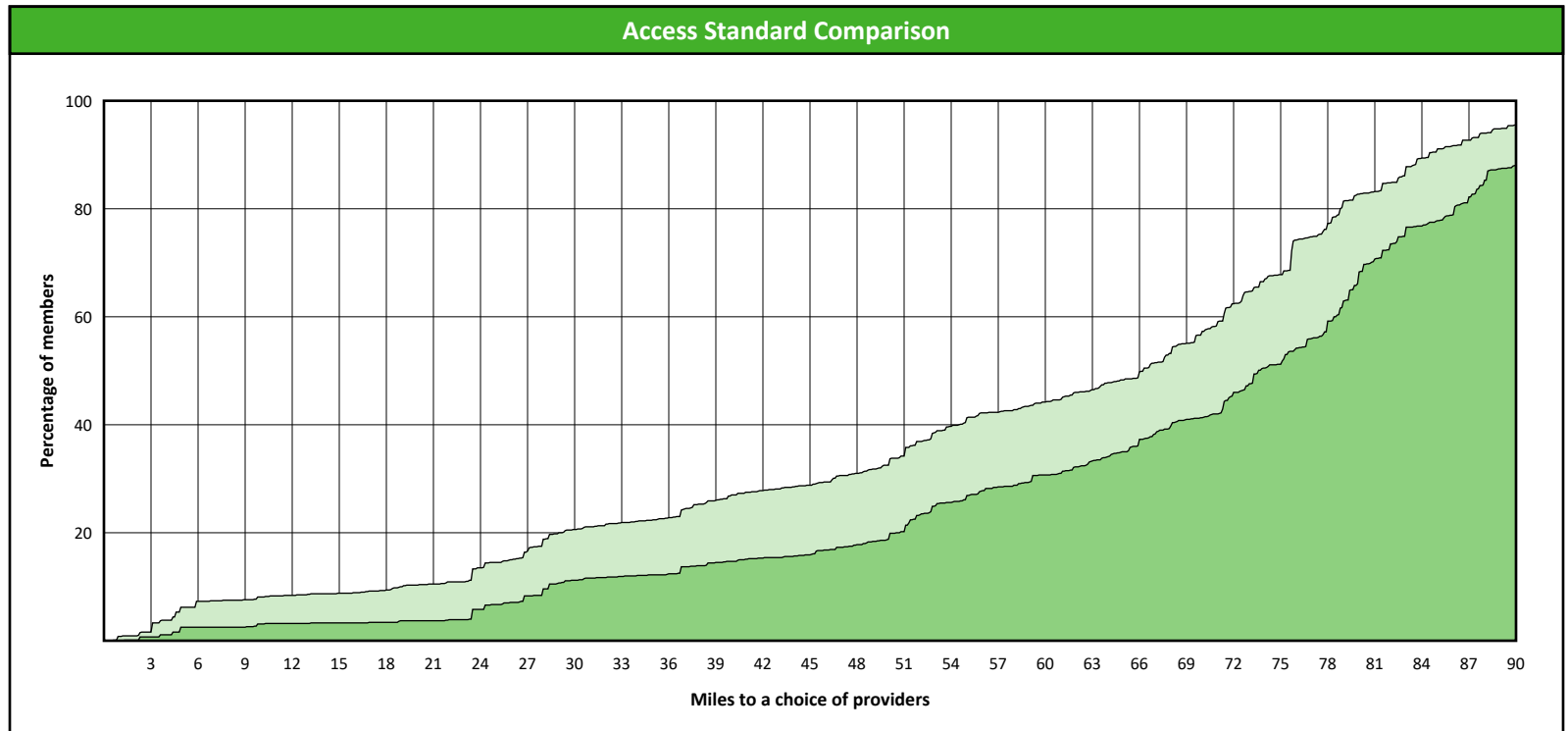
¹ The Access Standard is defined as (DWP Members) members accessing:

1 (DWP Periodontist) provider in 90 miles and 90 minutes



Distances/Times

	Average
Distance/Time to 1st closest provider	57.8 miles 74.4 mins
Distance/Time to 2nd closest provider	68.3 miles 87.5 mins



Access Overview 90 Miles - Prosthodontist

SFY24 - Q1

Access Analysis

DWP Network

Member / Provider Groups

DWP Members

DWP Prosthodontist

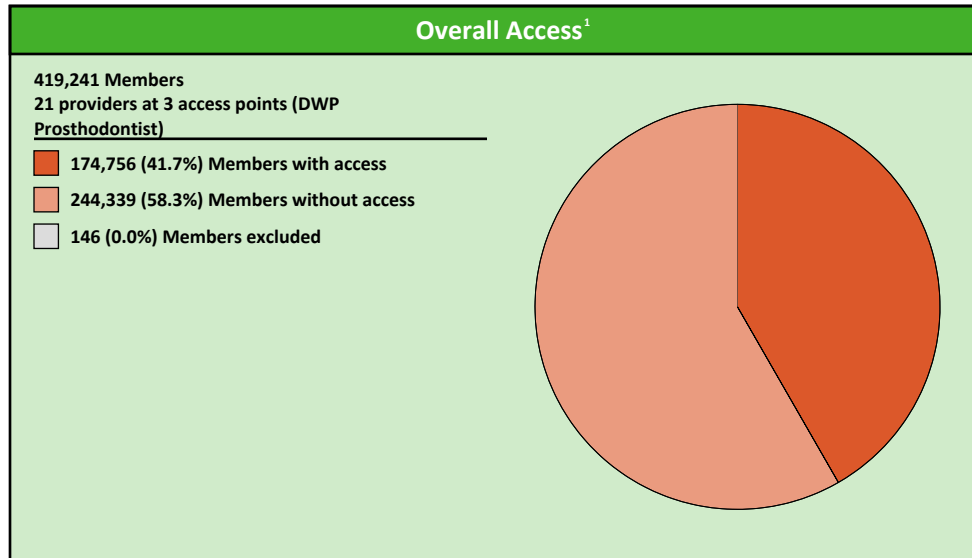
Comparison Graph

Percent of members with access to a choice of providers over miles

- 1st closest
- 2nd closest

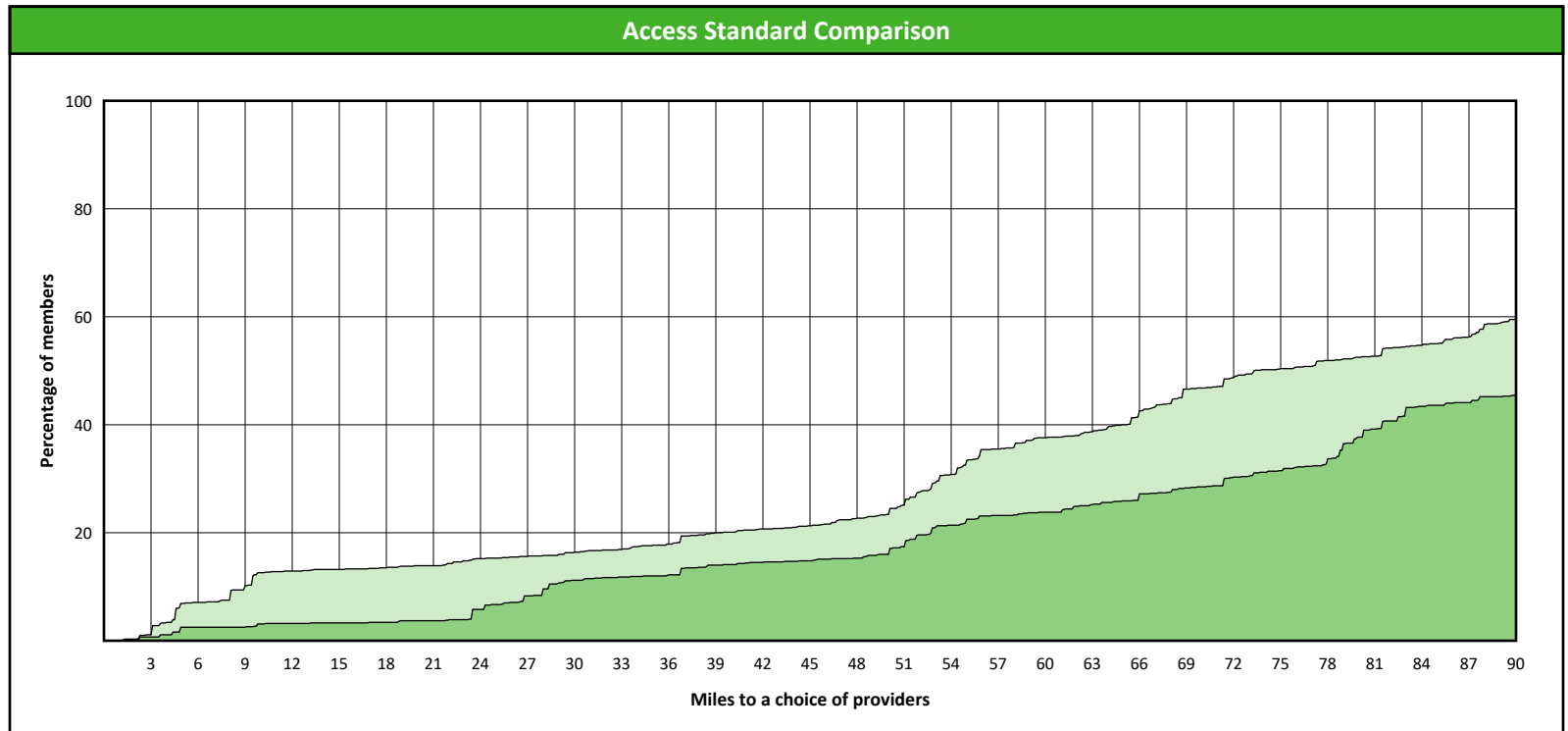
¹ The Access Standard is defined as (DWP Members) members accessing:

1 (DWP Prosthodontist) provider in 90 miles and 90 minutes



Distances/Times

	Average
Distance/Time to 1st closest provider	73.2 miles 99.1 mins
Distance/Time to 2nd closest provider	107.3 miles 150.4 mins



DWP Primary Care Dentist Access Map

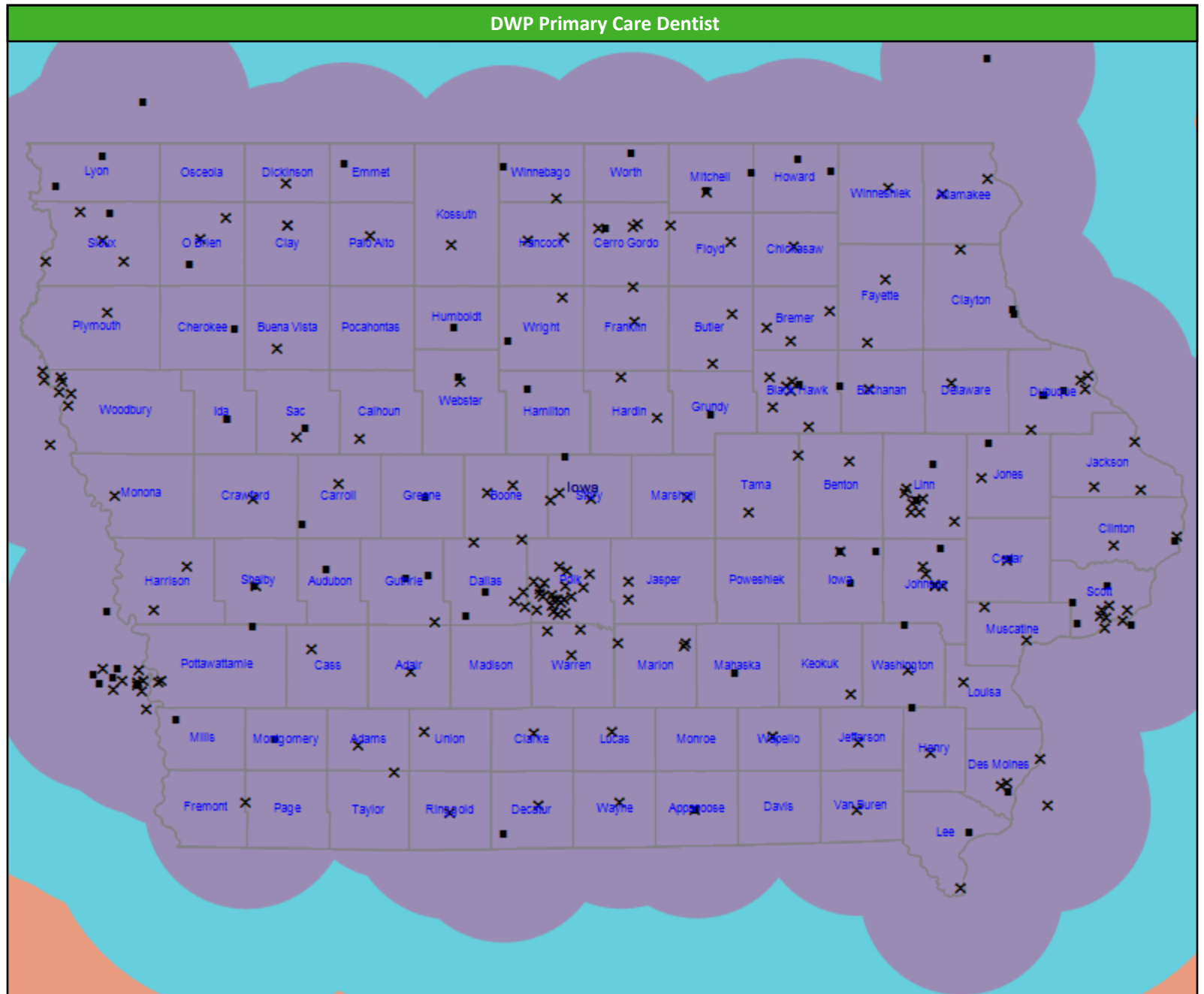
SFY24 - Q1

DWP Primary Care Dentist

1,113 providers at 245 access points

- Single providers (68)
- ✕ Multiple providers (177)
- 30 mile radius
- 60 mile radius
- 90 mile radius

41.42 miles



DWP Oral Surgeon Access Map

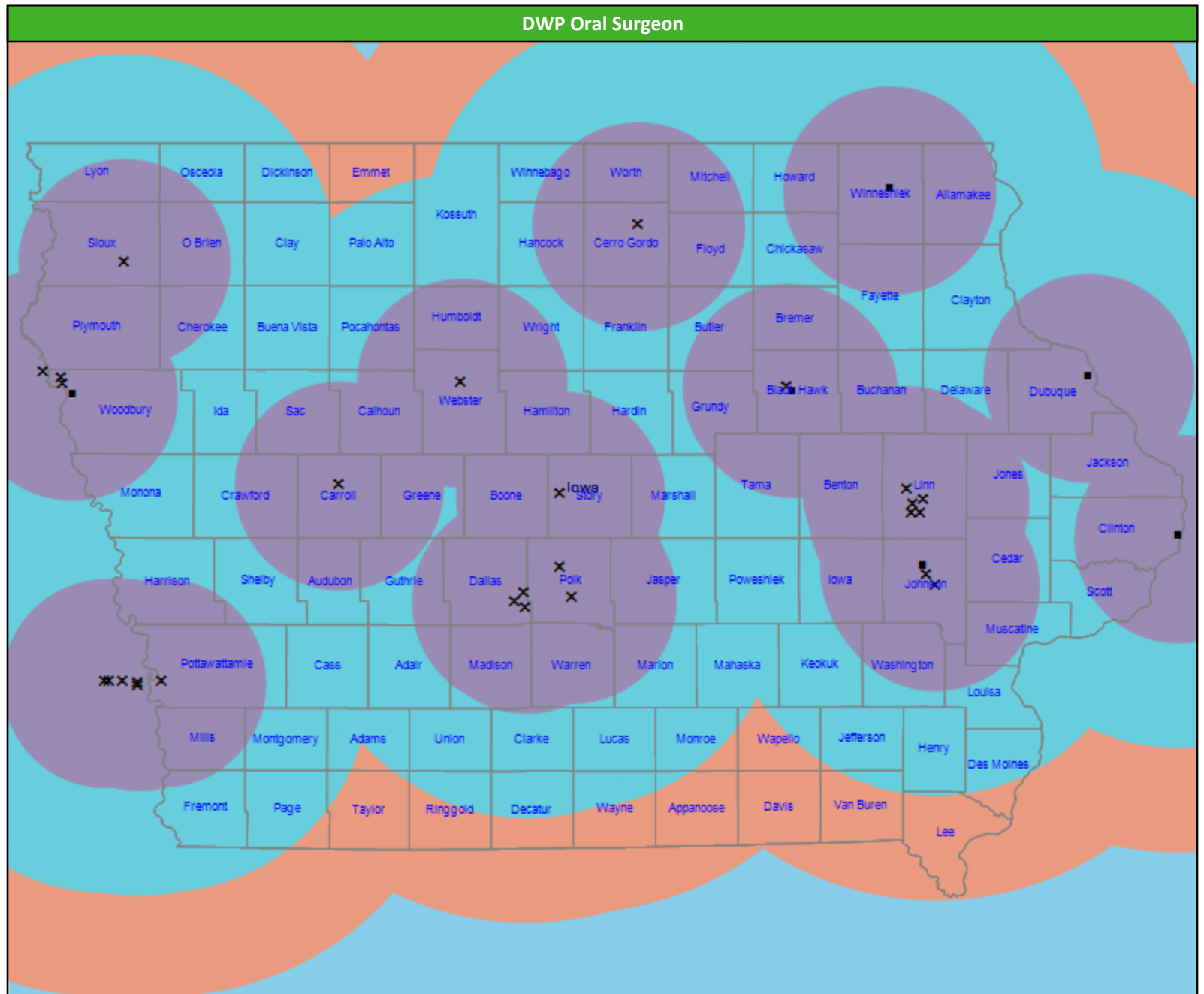
SFY24 -Q1

DWP Oral Surgeon

157 providers at 33 access points

- Single providers (6)
- ✕ Multiple providers (27)
- 30 mile radius
- 60 mile radius
- 90 mile radius

41.42 miles



DWP Endodontist Access Map

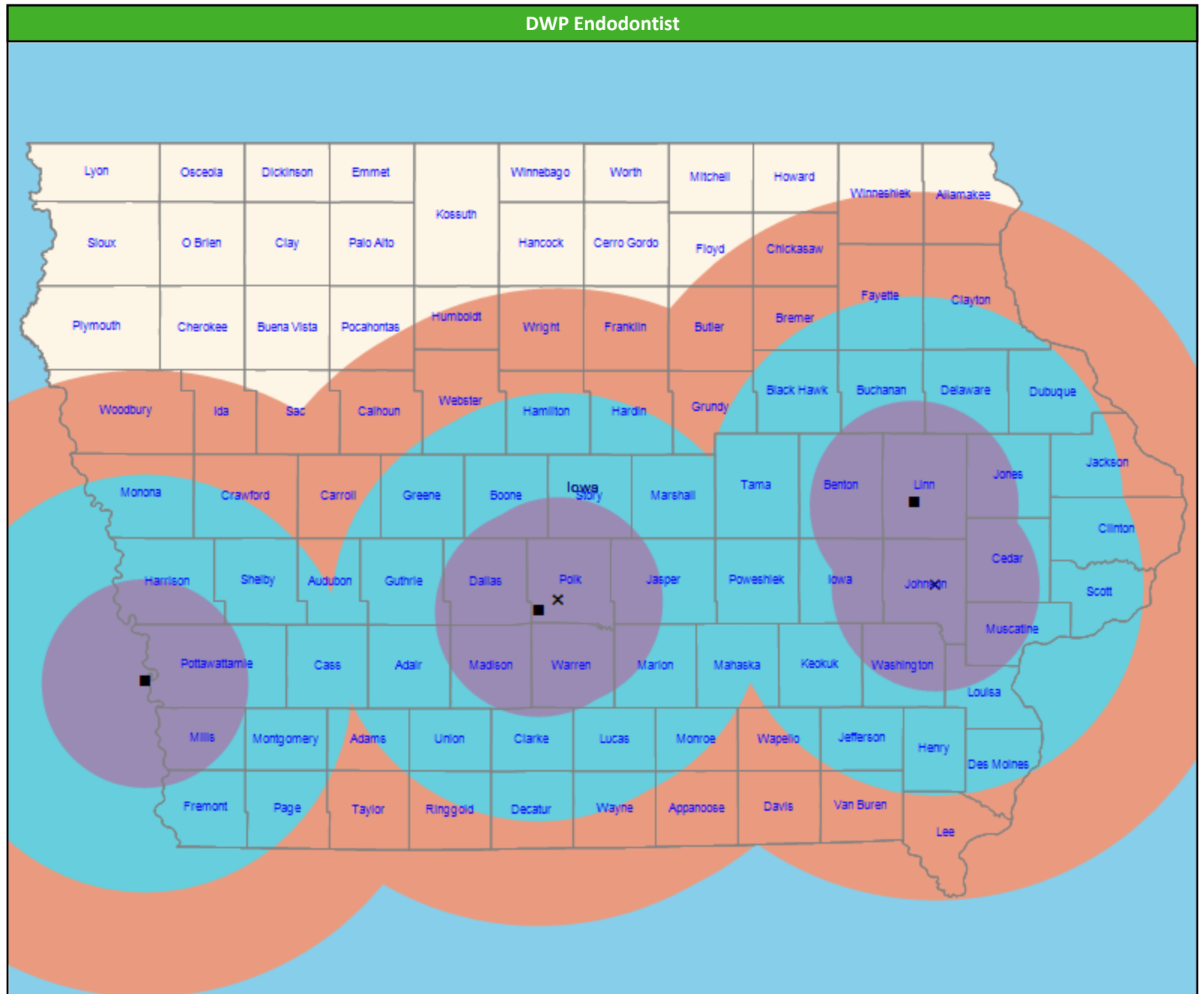
SFY24 - Q1

DWP Endodontist

9 providers at 5 access points

- Single providers (3)
- ✕ Multiple providers (2)
- 30 mile radius
- 60 mile radius
- 90 mile radius

41.42 miles



DWP Periodontist Access Map

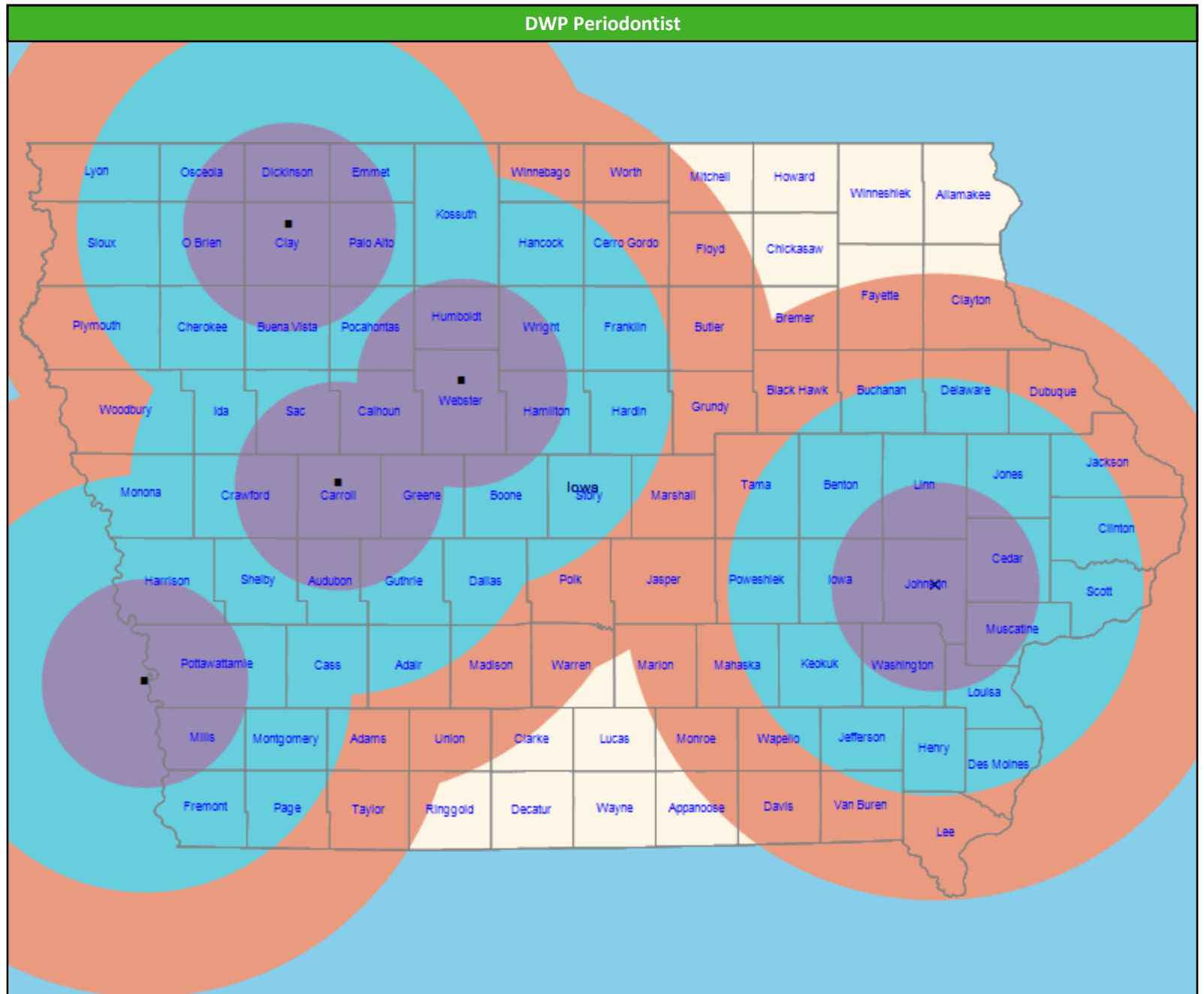
SFY24 - Q1

DWP Periodontist

11 providers at 5 access points

- Single providers (4)
- ✕ Multiple providers (1)
- 30 mile radius
- 60 mile radius
- 90 mile radius

41.42 miles



DWP Prosthodontist Access Map

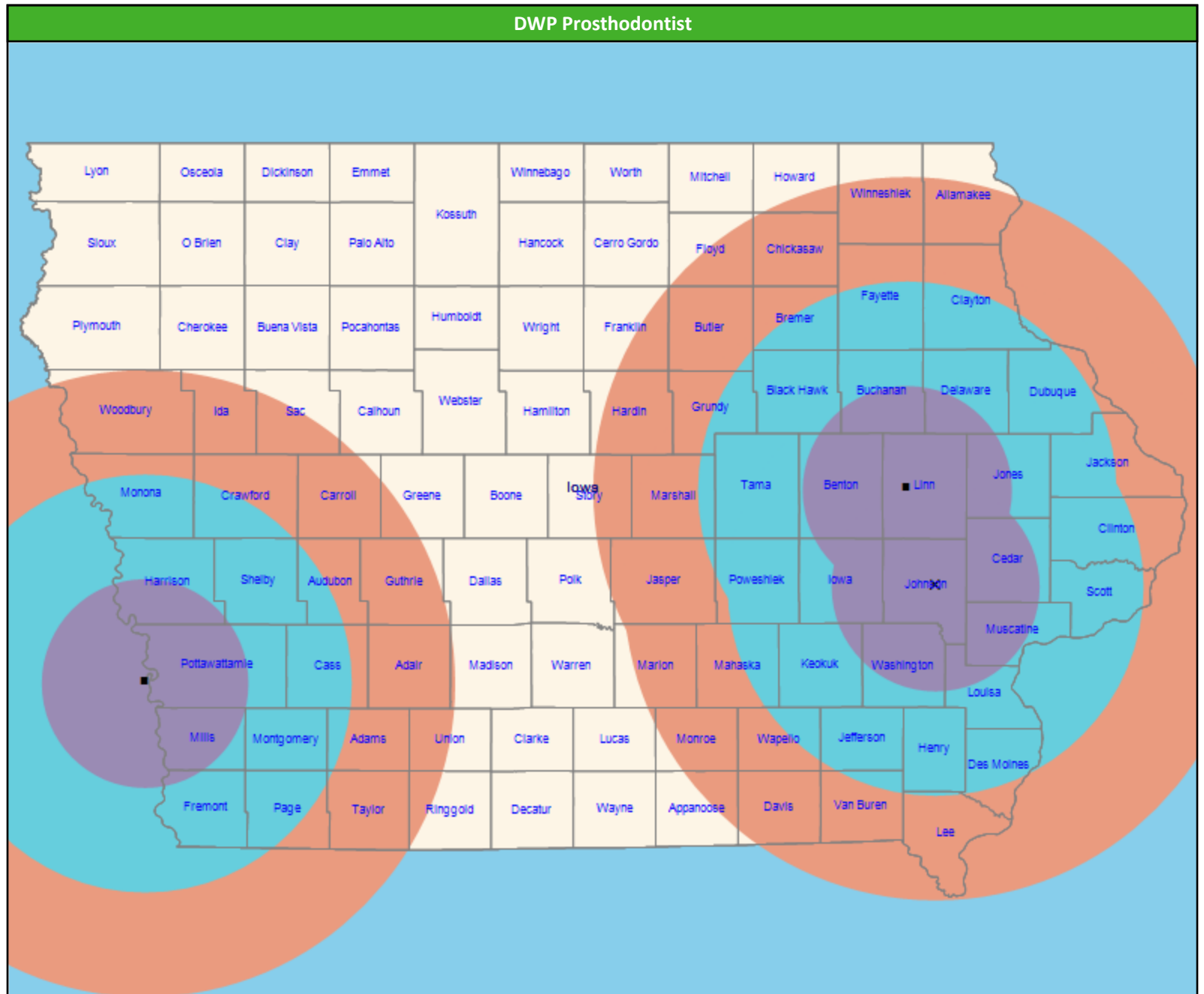
SFY24 - Q1

DWP Prosthodontist

21 providers at 3 access points

- Single providers (2)
- ✕ Multiple providers (1)
- 30 mile radius
- 60 mile radius
- 90 mile radius

41.42 miles



DWP Orthodontist Access Map

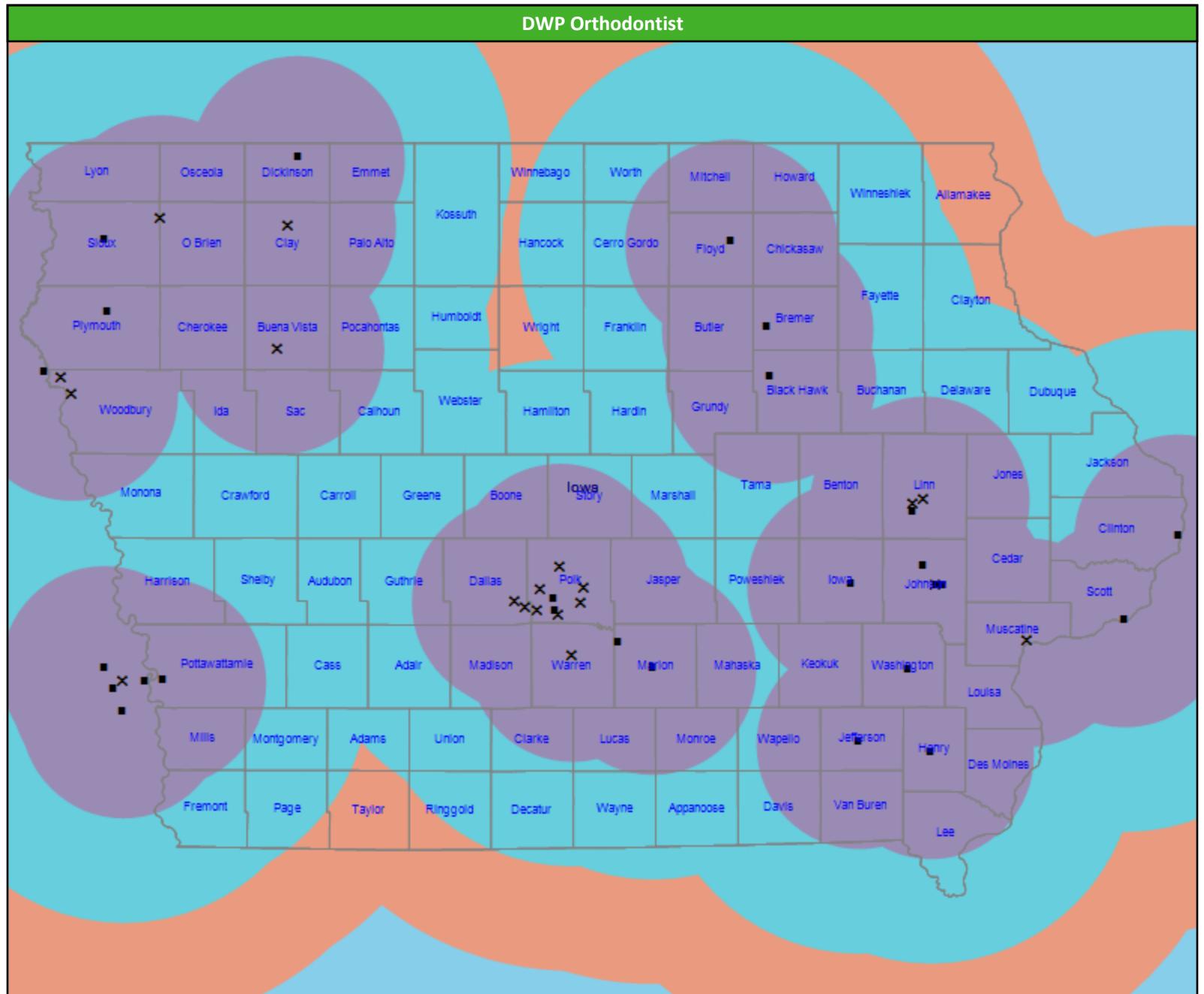
SFY24 - Q1

DWP Orthodontist

101 providers at 45 access points

- Single providers (26)
- ✕ Multiple providers (19)
- 30 mile radius
- 60 mile radius
- 90 mile radius

41.42 miles



Access Summary By State

SFY24 - Q1

Access Analysis

DWP Network

Member Group

DWP Members

Provider Group

- DWP All Providers
- DWP Primary Care Dentist
- DWP Oral Surgeon
- DWP Endodontist
- DWP Orthodontist
- DWP Periodontist
- DWP Prosthodontist

¹ Provider counts represent:

- P: Unique providers
- L: Unique provider access points

** These records have been excluded from the analysis because of invalid zip codes.

All Members												
Member		Provider		With Access		Without Access		Counts ¹		Average Distance		Average Time
Group	#	Group	Standard	#	%	#	%	P	L	1	2	1
DWP Members	419,095	DWP All Providers	1 in 30 miles and 3...	419,014	99.9	81	0.1	1,413	257	4.0	5.0	4.4
		DWP Primary De...	1 in 30 miles and 3...	419,013	99.9	82	0.1	1,113	245	4.1	5.1	4.6
		DWP Primary De...	1 in 60 miles and 6...	419,060	99.9	35	0.1	1,113	245	4.1	5.1	4.6
		DWP Primary De...	1 in 90 miles and 9...	419,064	99.9	31	0.1	1,113	245	4.1	5.1	4.6
		DWP Oral Surgeon	1 in 30 miles and 3...	265,569	63.4	153,526	36.6	157	33	21.6	25.8	24.8
		DWP Oral Surgeon	1 in 60 miles and 6...	379,512	90.6	39,583	9.4	157	33	21.6	25.8	24.8
		DWP Oral Surgeon	1 in 90 miles and 9...	413,565	98.7	5,530	1.3	157	33	21.6	25.8	24.8
		DWP Endodontist	1 in 30 miles and 3...	141,847	33.8	277,248	66.2	9	5	46.8	60.5	62.4
		DWP Endodontist	1 in 60 miles and 6...	196,232	46.8	222,863	53.2	9	5	46.8	60.5	62.4
		DWP Endodontist	1 in 90 miles and 9...	298,178	71.1	120,917	28.9	9	5	46.8	60.5	62.4
		DWP Orthodontist	1 in 30 miles and 3...	291,706	69.6	127,389	30.4	101	45	18.2	24.2	20.3
		DWP Orthodontist	1 in 60 miles and 6...	394,717	94.2	24,378	5.8	101	45	18.2	24.2	20.3
		DWP Orthodontist	1 in 90 miles and 9...	419,053	99.9	42	0.1	101	45	18.2	24.2	20.3
		DWP Periodontist	1 in 30 miles and 3...	51,427	12.3	367,668	87.7	11	5	57.8	68.3	74.4
		DWP Periodontist	1 in 60 miles and 6...	136,572	32.6	282,523	67.4	11	5	57.8	68.3	74.4
		DWP Periodontist	1 in 90 miles and 9...	255,080	60.9	164,015	39.1	11	5	57.8	68.3	74.4
		DWP Prosthodo...	1 in 30 miles and 3...	61,751	14.7	357,344	85.3	21	3	73.2	107.3	99.1
		DWP Prosthodo...	1 in 60 miles and 6...	91,628	21.9	327,467	78.1	21	3	73.2	107.3	99.1
		DWP Prosthodo...	1 in 90 miles and 9...	174,756	41.7	244,339	58.3	21	3	73.2	107.3	99.1

Key Geographic Areas										
State Name	Member	Provider		With Access		Without Access		Average Distance		Average Time
	#	Group	Standard	#	%	#	%	1	2	1
Iowa	419,043	DWP All Providers	1 in 30 miles and 30 mins	419,001	99.9	42	0.1	3.9	5.0	4.4
		DWP Primary Dentist	1 in 30 miles and 30 mins	419,000	99.9	43	0.1	4.1	5.0	4.5
		DWP Primary Dentist	1 in 60 miles and 60 mins	419,043	100.0	0	0.0	4.1	5.0	4.5
		DWP Primary Dentist	1 in 90 miles and 90 mins	419,043	100.0	0	0.0	4.1	5.0	4.5
		DWP Oral Surgeon	1 in 30 miles and 30 mins	265,563	63.4	153,480	36.6	21.5	25.8	24.7
		DWP Oral Surgeon	1 in 60 miles and 60 mins	379,499	90.6	39,544	9.4	21.5	25.8	24.7
		DWP Oral Surgeon	1 in 90 miles and 90 mins	413,549	98.7	5,494	1.3	21.5	25.8	24.7
		DWP Endodontist	1 in 30 miles and 30 mins	141,844	33.8	277,199	66.2	46.8	60.4	62.4
		DWP Endodontist	1 in 60 miles and 60 mins	196,229	46.8	222,814	53.2	46.8	60.4	62.4
		DWP Endodontist	1 in 90 miles and 90 mins	298,174	71.2	120,869	28.8	46.8	60.4	62.4
		DWP Orthodontist	1 in 30 miles and 30 mins	291,697	69.6	127,346	30.4	18.1	24.2	20.3
		DWP Orthodontist	1 in 60 miles and 60 mins	394,706	94.2	24,337	5.8	18.1	24.2	20.3
		DWP Orthodontist	1 in 90 miles and 90 mins	419,038	99.9	5	0.1	18.1	24.2	20.3
		DWP Periodontist	1 in 30 miles and 30 mins	51,424	12.3	367,619	87.7	57.8	68.2	74.3
		DWP Periodontist	1 in 60 miles and 60 mins	136,569	32.6	282,474	67.4	57.8	68.2	74.3
		DWP Periodontist	1 in 90 miles and 90 mins	255,073	60.9	163,970	39.1	57.8	68.2	74.3

Access Summary By City

SFY24 - Q1

Access Analysis

DWP Network

Member Group

DWP Members

Provider Group

- DWP All Providers
- DWP Primary Care Dentist
- DWP Oral Surgeon
- DWP Endodontist
- DWP Orthodontist
- DWP Periodontist
- DWP Prosthodontist

¹ Provider counts represent:

P: Unique providers

L: Unique provider access points

** These records have been excluded from the analysis because of invalid zip codes.

All Members												
Member		Provider		With Access		Without Access		Counts ¹		Average Distance		Average Time
Group	#	Group	Standard	#	%	#	%	P	L	1	2	1
DWP Members	419,095	DWP All Providers	1 in 30 miles and 3...	419,014	99.9	81	0.1	1,413	257	4.0	5.0	4.4
		DWP Primary De...	1 in 30 miles and 3...	419,013	99.9	82	0.1	1,113	245	4.1	5.1	4.6
		DWP Primary De...	1 in 60 miles and 6...	419,060	99.9	35	0.1	1,113	245	4.1	5.1	4.6
		DWP Primary De...	1 in 90 miles and 9...	419,064	99.9	31	0.1	1,113	245	4.1	5.1	4.6
		DWP Oral Surgeon	1 in 30 miles and 3...	265,569	63.4	153,526	36.6	157	33	21.6	25.8	24.8
		DWP Oral Surgeon	1 in 60 miles and 6...	379,512	90.6	39,583	9.4	157	33	21.6	25.8	24.8
		DWP Oral Surgeon	1 in 90 miles and 9...	413,565	98.7	5,530	1.3	157	33	21.6	25.8	24.8
		DWP Endodontist	1 in 30 miles and 3...	141,847	33.8	277,248	66.2	9	5	46.8	60.5	62.4
		DWP Endodontist	1 in 60 miles and 6...	196,232	46.8	222,863	53.2	9	5	46.8	60.5	62.4
		DWP Endodontist	1 in 90 miles and 9...	298,178	71.1	120,917	28.9	9	5	46.8	60.5	62.4
		DWP Orthodontist	1 in 30 miles and 3...	291,706	69.6	127,389	30.4	101	45	18.2	24.2	20.3
		DWP Orthodontist	1 in 60 miles and 6...	394,717	94.2	24,378	5.8	101	45	18.2	24.2	20.3
		DWP Orthodontist	1 in 90 miles and 9...	419,053	99.9	42	0.1	101	45	18.2	24.2	20.3
		DWP Periodontist	1 in 30 miles and 3...	51,427	12.3	367,668	87.7	11	5	57.8	68.3	74.4
		DWP Periodontist	1 in 60 miles and 6...	136,572	32.6	282,523	67.4	11	5	57.8	68.3	74.4
		DWP Periodontist	1 in 90 miles and 9...	255,080	60.9	164,015	39.1	11	5	57.8	68.3	74.4
		DWP Prosthodo...	1 in 30 miles and 3...	61,751	14.7	357,344	85.3	21	3	73.2	107.3	99.1
		DWP Prosthodo...	1 in 60 miles and 6...	91,628	21.9	327,467	78.1	21	3	73.2	107.3	99.1
		DWP Prosthodo...	1 in 90 miles and 9...	174,756	41.7	244,339	58.3	21	3	73.2	107.3	99.1

Key Geographic Areas										
City	Member	Provider		With Access		Without Access		Average Distance		Average Time
	#	Group	Standard	#	%	#	%	1	2	1
Des Moines, IA	44,679	DWP All Providers	1 in 30 miles and 30 mins	44,679	100.0	0	0.0	1.5	1.5	2.2
		DWP Primary Dentist	1 in 30 miles and 30 mins	44,679	100.0	0	0.0	1.5	1.5	2.2
		DWP Primary Dentist	1 in 60 miles and 60 mins	44,679	100.0	0	0.0	1.5	1.5	2.2
		DWP Primary Dentist	1 in 90 miles and 90 mins	44,679	100.0	0	0.0	1.5	1.5	2.2
		DWP Oral Surgeon	1 in 30 miles and 30 mins	44,679	100.0	0	0.0	4.9	4.9	7.1
		DWP Oral Surgeon	1 in 60 miles and 60 mins	44,679	100.0	0	0.0	4.9	4.9	7.1
		DWP Oral Surgeon	1 in 90 miles and 90 mins	44,679	100.0	0	0.0	4.9	4.9	7.1
		DWP Endodontist	1 in 30 miles and 30 mins	44,679	100.0	0	0.0	3.9	3.9	6.8
		DWP Endodontist	1 in 60 miles and 60 mins	44,679	100.0	0	0.0	3.9	3.9	6.8
		DWP Endodontist	1 in 90 miles and 90 mins	44,679	100.0	0	0.0	3.9	3.9	6.8
		DWP Orthodontist	1 in 30 miles and 30 mins	44,679	100.0	0	0.0	2.8	3.7	4.4
		DWP Orthodontist	1 in 60 miles and 60 mins	44,679	100.0	0	0.0	2.8	3.7	4.4
		DWP Orthodontist	1 in 90 miles and 90 mins	44,679	100.0	0	0.0	2.8	3.7	4.4
		DWP Periodontist	1 in 30 miles and 30 mins	0	0.0	44,679	100.0	74.1	78.0	96.3
		DWP Periodontist	1 in 60 miles and 60 mins	0	0.0	44,679	100.0	74.1	78.0	96.3
		DWP Periodontist	1 in 90 miles and 90 mins	8,340	18.7	36,339	81.3	74.1	78.0	96.3