

Network Access Analysis

Dental Wellness Plan

Delta Dental of Iowa

July 26, 2022

Contents

Report Contents

Access Overview 30 Miles 3
DWP Members: DWP All Providers, DWP Members: DWP General Dentist, DWP Members: DWP Oral Surgeon, DWP Members: DWP Endodontist, DWP Members: DWP Orthodontist, DWP Members: DWP Periodontist, DWP Members: DWP Prosthodontist

Access Overview 60 Miles 10
DWP Members: DWP All Providers, DWP Members: DWP General Dentist, DWP Members: DWP Oral Surgeon, DWP Members: DWP Endodontist, DWP Members: DWP Orthodontist, DWP Members: DWP Periodontist, DWP Members: DWP Prosthodontist

Access Overview 90 Miles 17
DWP Members: DWP All Providers, DWP Members: DWP General Dentist, DWP Members: DWP Oral Surgeon, DWP Members: DWP Endodontist, DWP Members: DWP Orthodontist, DWP Members: DWP Periodontist, DWP Members: DWP Prosthodontist

DWP General Dentist Access Map 24

DWP Oral Surgeon Access Map 25

DWP Endodontist Access Map 26

DWP Periodontist Access Map 27

DWP Prosthodontist Access Map 28

DWP Orthodontist Access Map 29

Access Summary By State 30
DWP Members: DWP General Dentist, DWP Members: DWP General Dentist, DWP Members: DWP General Dentist, DWP Members: DWP Oral Surgeon, DWP Members: DWP Oral Surgeon, DWP Members: DWP Oral Surgeon, DWP Members: DWP Endodontist, DWP Members: DWP Endodontist, DWP Members: DWP Endodontist, DWP Members: DWP Periodontist, DWP Members: DWP Periodontist, DWP Members: DWP Periodontist, DWP Members: DWP Prosthodontist, DWP Members: DWP Prosthodontist, DWP Members: DWP Prosthodontist, DWP Members: DWP Orthodontist, DWP Members: DWP Orthodontist, DWP Members: DWP Orthodontist, DWP Members: DWP All Providers

Access Summary By City 31
DWP Members: DWP General Dentist, DWP Members: DWP General Dentist, DWP Members: DWP General Dentist, DWP Members: DWP Oral Surgeon, DWP Members: DWP Oral Surgeon, DWP Members: DWP Oral Surgeon, DWP Members: DWP Endodontist, DWP Members: DWP Endodontist, DWP Members: DWP Endodontist, DWP Members: DWP Periodontist, DWP Members: DWP Periodontist, DWP Members: DWP Periodontist, DWP Members: DWP Prosthodontist, DWP Members: DWP Prosthodontist, DWP Members: DWP Prosthodontist, DWP Members: DWP Orthodontist, DWP Members: DWP Orthodontist, DWP Members: DWP Orthodontist, DWP Members: DWP All Providers

Access Overview 30 Miles All Providers

July 26, 2022

Access Analysis

DWP Network

Member / Provider Groups

DWP Members

DWP All Providers


Comparison Graph

Percent of members with access to a choice of providers over miles

- 1st closest
- 2nd closest

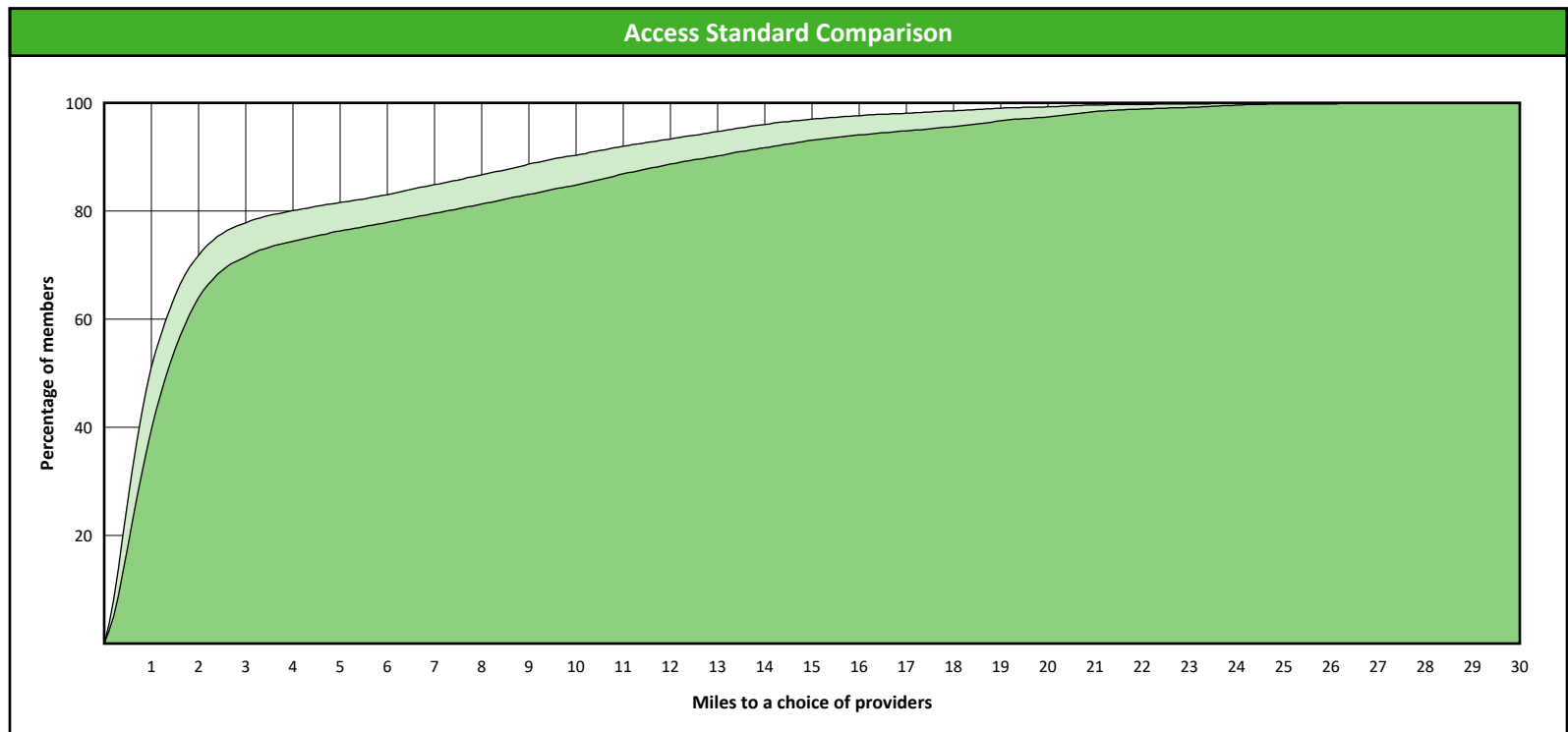
¹ The Access Standard is defined as (DWP Members) members accessing:

1 (DWP All Providers) provider in 30 miles and 30 minutes



Distances/Times

	Average
Distance/Time to 1st closest provider	2.9 miles 3.3 mins
Distance/Time to 2nd closest provider	4.0 miles 4.4 mins



Access Overview 30 Miles General Dentist

July 26, 2022

Access Analysis

DWP Network

Member / Provider Groups

DWP Members

DWP General Dentist


Comparison Graph

Percent of members with access to a choice of providers over miles

- 1st closest
- 2nd closest

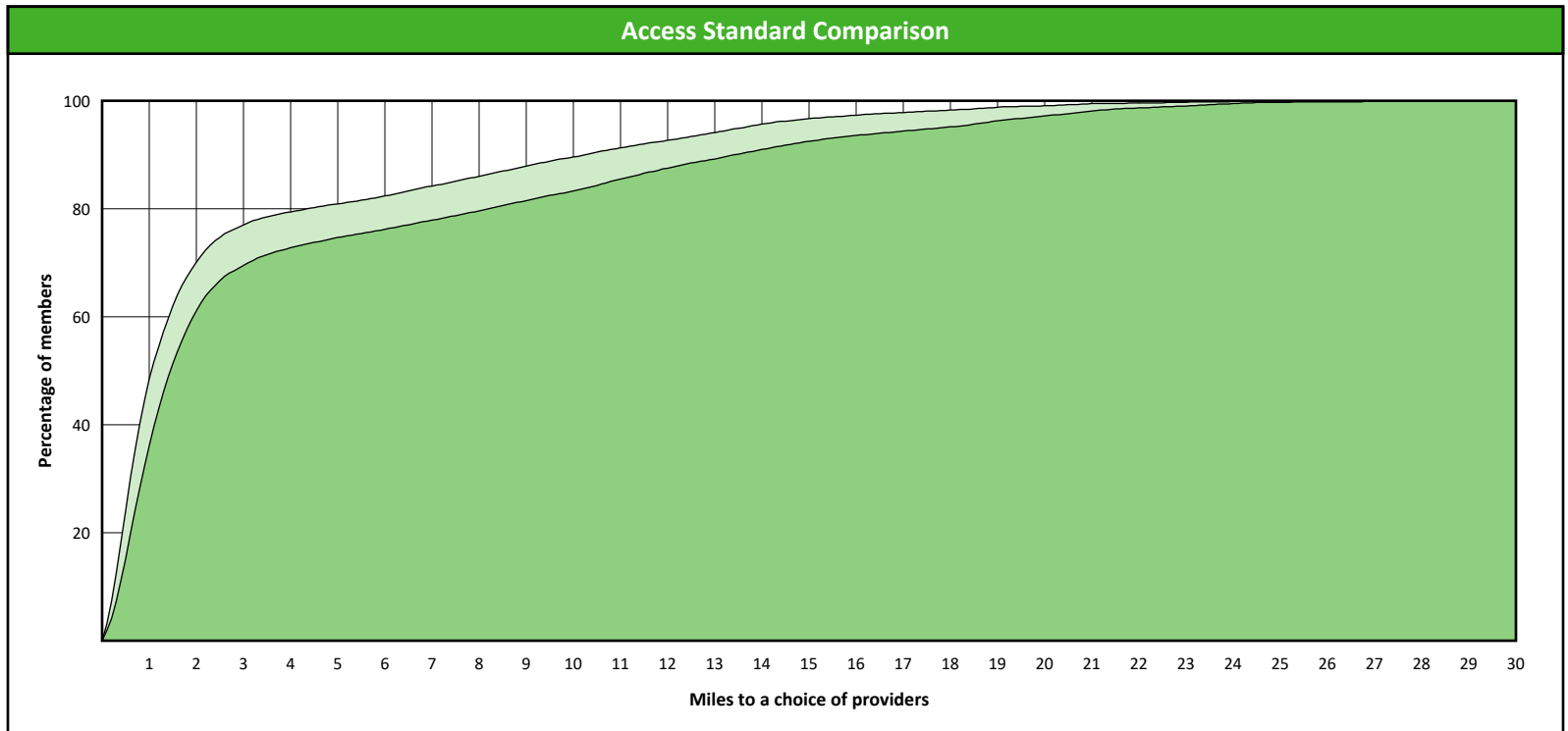
¹ The Access Standard is defined as (DWP Members) members accessing:

1 (DWP General Dentist) provider in 30 miles and 30 minutes



Distances/Times

	Average
Distance/Time to 1st closest provider	3.1 miles 3.4 mins
Distance/Time to 2nd closest provider	4.3 miles 4.7 mins



Access Overview 30 Miles Oral Surgeon

July 26, 2022

Access Analysis

DWP Network

Member / Provider Groups

DWP Members

DWP Oral Surgeon


Comparison Graph

Percent of members with access to a choice of providers over miles

- 1st closest
- 2nd closest

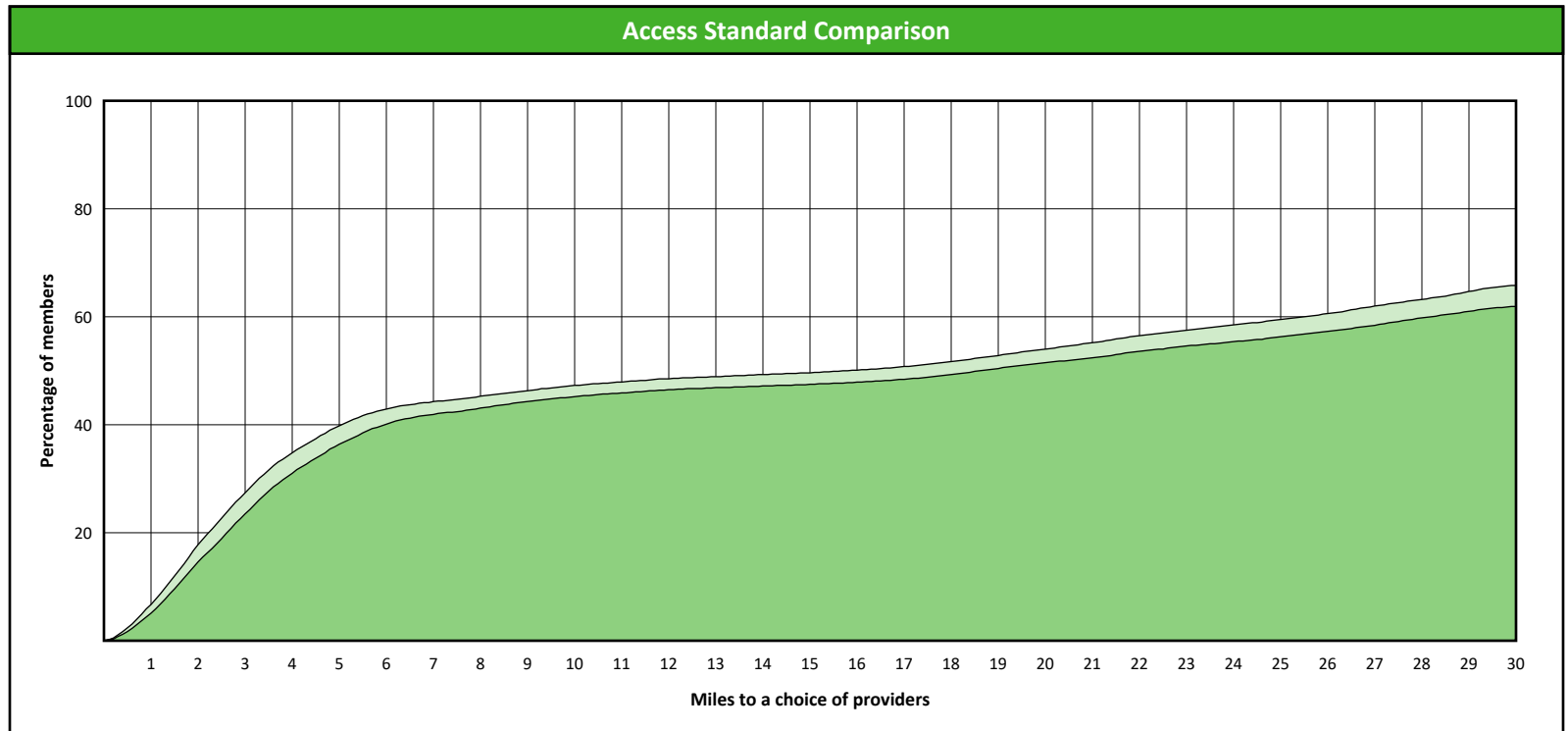
¹ The Access Standard is defined as (DWP Members) members accessing:

1 (DWP Oral Surgeon) provider in 30 miles and 30 minutes



Distances/Times

	Average
Distance/Time to 1st closest provider	21.6 miles 24.7 mins
Distance/Time to 2nd closest provider	24.9 miles 29.4 mins



Access Overview 30 Miles Endodontist

July 26, 2022

Access Analysis

DWP Network

Member / Provider Groups

DWP Members

DWP Endodontist


Comparison Graph

Percent of members with access to a choice of providers over miles

- 1st closest
- 2nd closest

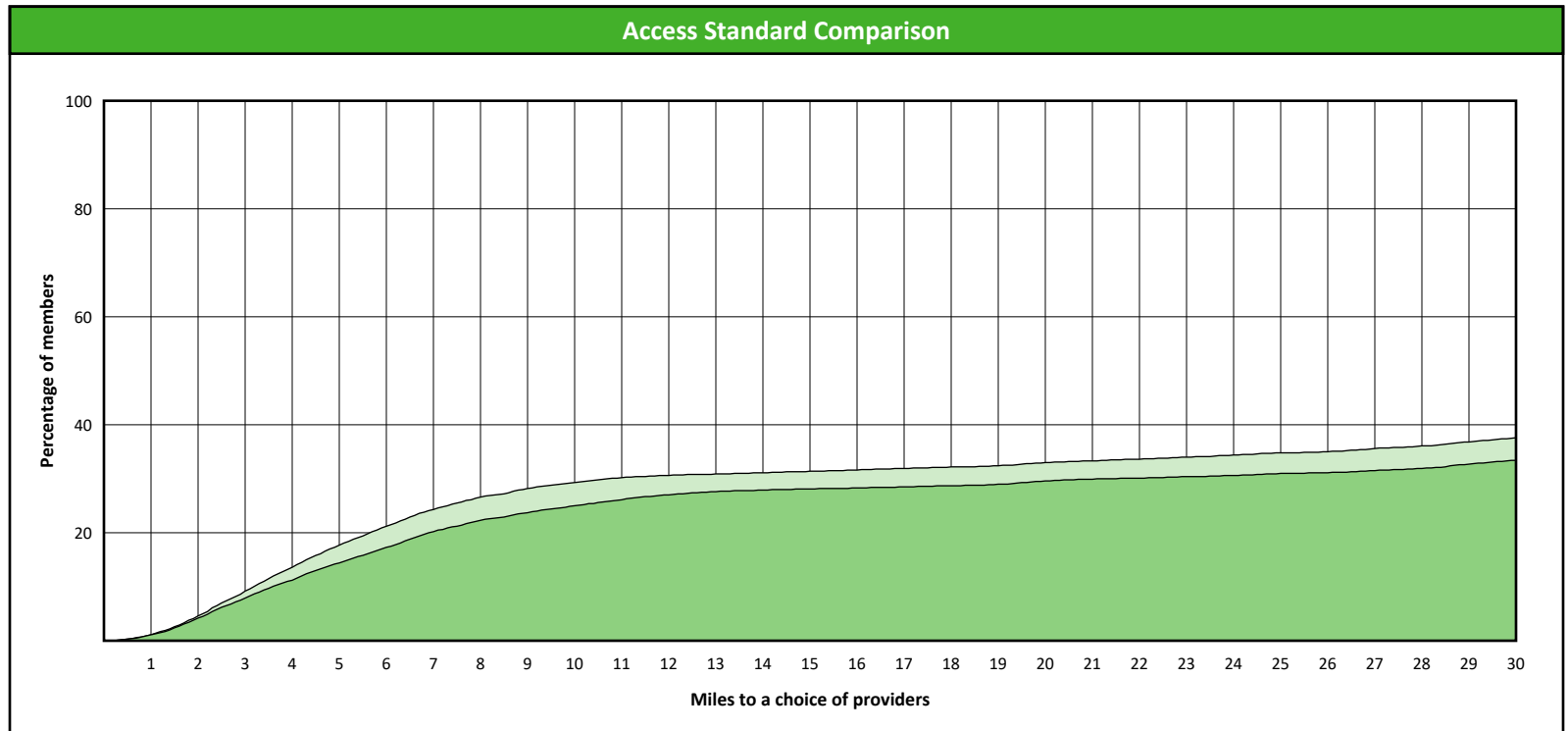
¹ The Access Standard is defined as (DWP Members) members accessing:

1 (DWP Endodontist) provider in 30 miles and 30 minutes



Distances/Times

	Average
Distance/Time to 1st closest provider	46.0 miles 61.5 mins
Distance/Time to 2nd closest provider	55.0 miles 73.2 mins



Access Overview 30 Miles Orthodontist

July 26, 2022

Access Analysis

DWP Network

Member / Provider Groups

DWP Members

DWP Orthodontist


Comparison Graph

Percent of members with access to a choice of providers over miles

- 1st closest
- 2nd closest

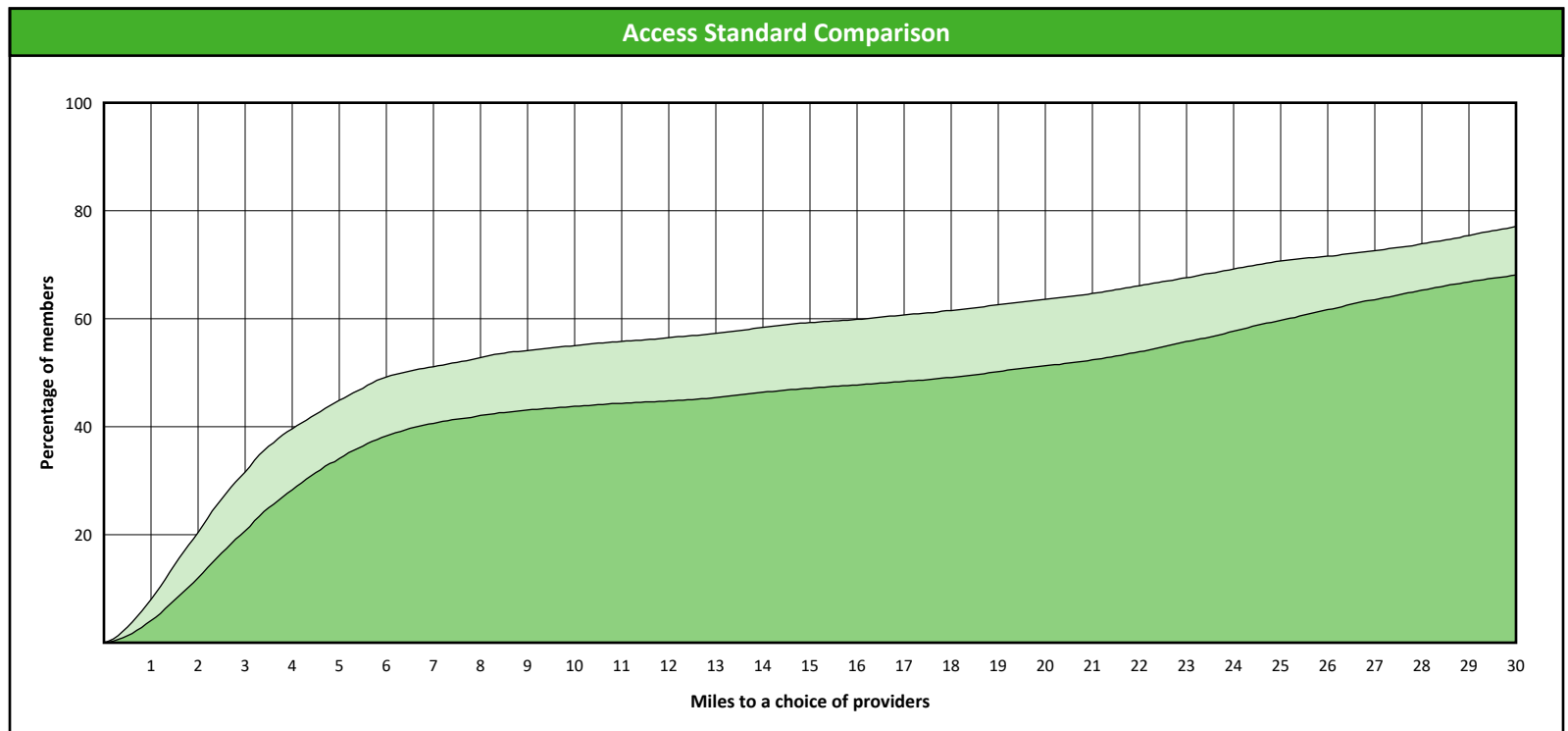
¹ The Access Standard is defined as (DWP Members) members accessing:

1 (DWP Orthodontist) provider in 30 miles and 30 minutes



Distances/Times

	Average
Distance/Time to 1st closest provider	17.0 miles 19.1 mins
Distance/Time to 2nd closest provider	21.9 miles 25.0 mins



Access Overview 30 Miles Periodontist

July 26, 2022

Access Analysis

DWP Network

Member / Provider Groups

DWP Members

DWP Periodontist


Comparison Graph

Percent of members with access to a choice of providers over miles

- 1st closest
- 2nd closest

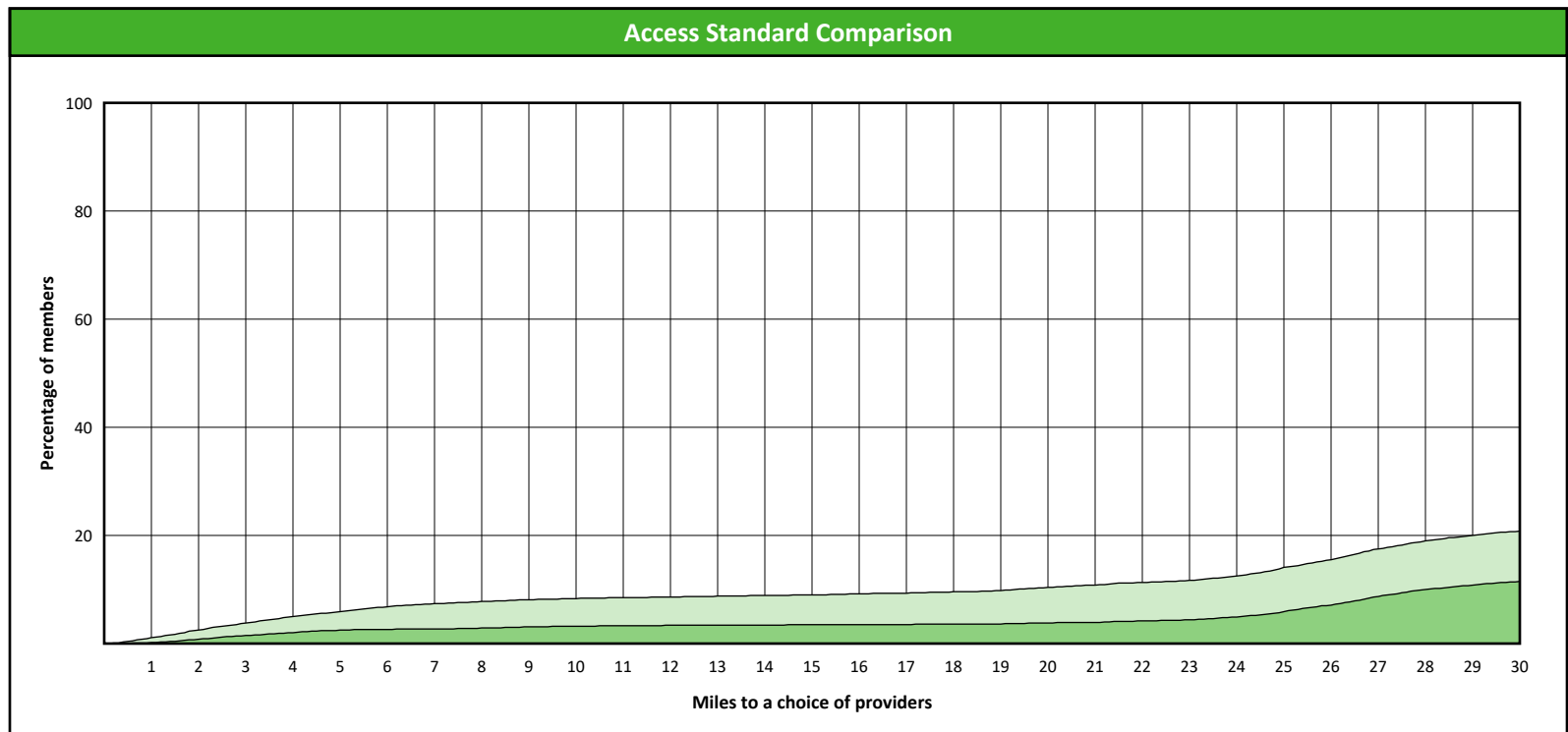
¹ The Access Standard is defined as (DWP Members) members accessing:

1 (DWP Periodontist) provider in 30 miles and 30 minutes



Distances/Times

	Average
Distance/Time to 1st closest provider	57.6 miles 74.4 mins
Distance/Time to 2nd closest provider	67.6 miles 87.1 mins



Access Overview 30 Miles Prosthodontist

July 26, 2022

Access Analysis

DWP Network

Member / Provider Groups

DWP Members

DWP Prosthodontist


Comparison Graph

Percent of members with access to a choice of providers over miles

- 1st closest
- 2nd closest

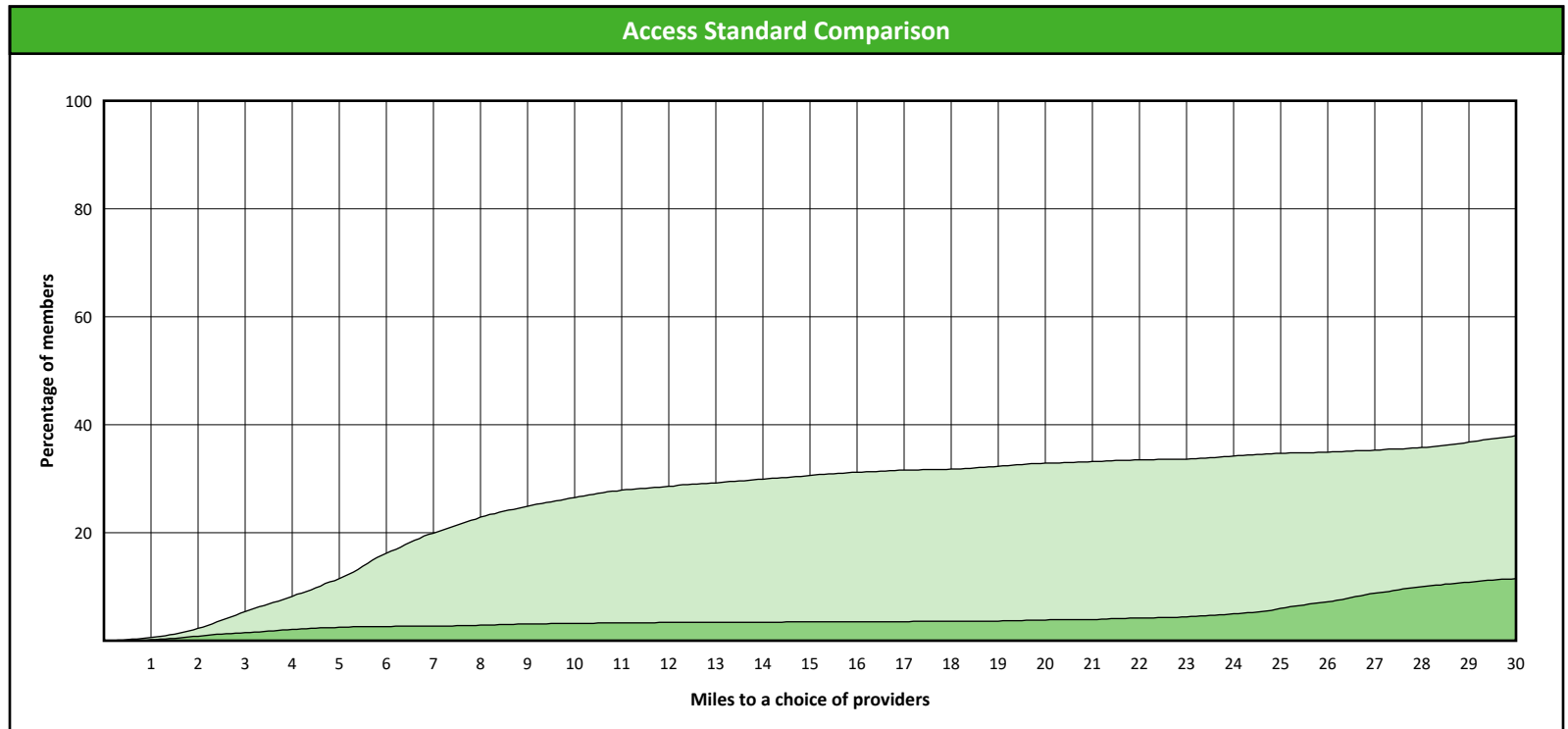
¹ The Access Standard is defined as (DWP Members) members accessing:

1 (DWP Prosthodontist) provider in 30 miles and 30 minutes



Distances/Times

	Average
Distance/Time to 1st closest provider	46.3 miles 61.2 mins
Distance/Time to 2nd closest provider	86.8 miles 116.9 mins



Access Overview 60 Miles All Providers

July 26, 2022

Access Analysis

DWP Network

Member / Provider Groups

DWP Members

DWP All Providers


Comparison Graph

Percent of members with access to a choice of providers over miles

- 1st closest
- 2nd closest

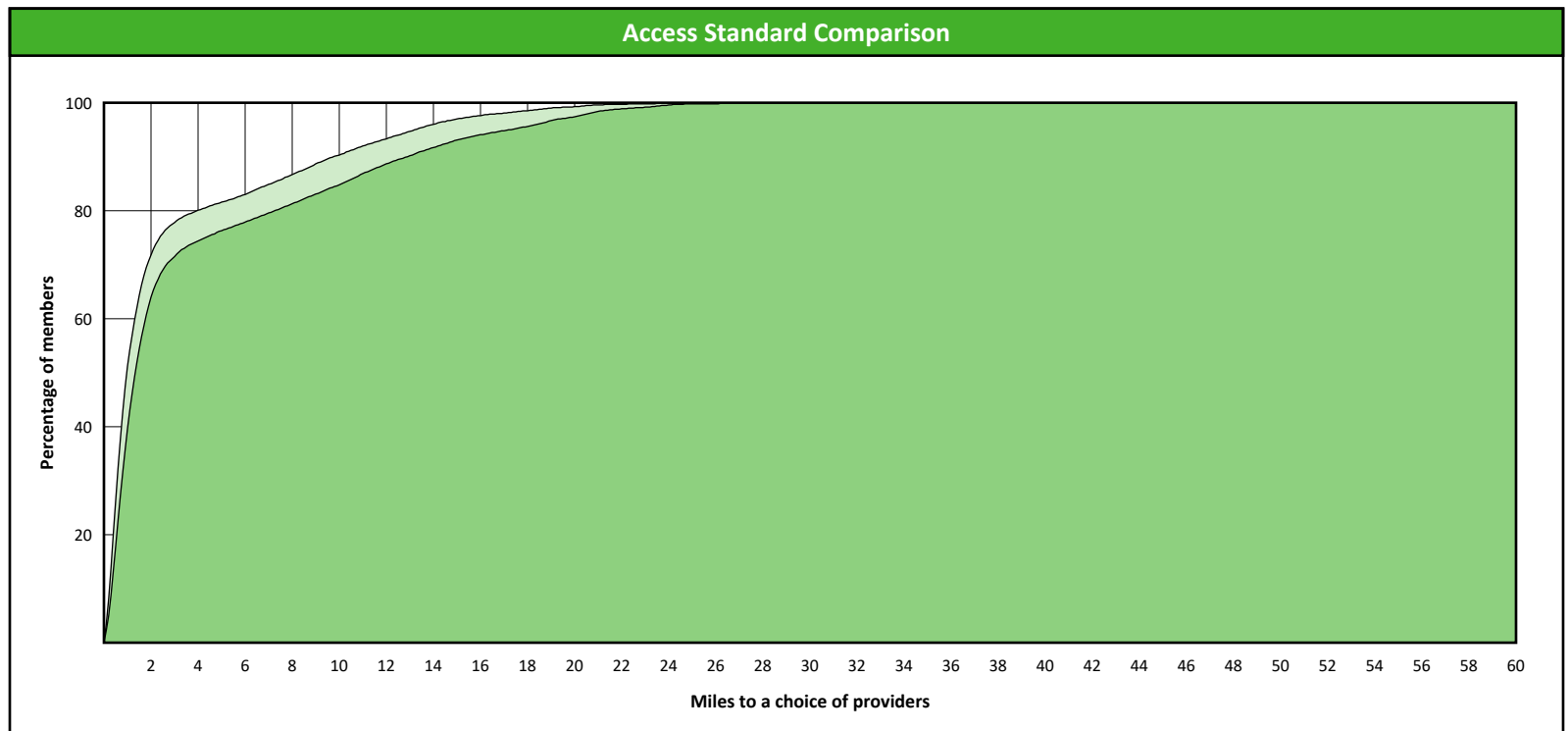
¹ The Access Standard is defined as (DWP Members) members accessing:

1 (DWP All Providers) provider in 60 miles and 60 minutes



Distances/Times

	Average
Distance/Time to 1st closest provider	2.9 miles 3.3 mins
Distance/Time to 2nd closest provider	4.0 miles 4.4 mins



Access Overview 60 Miles General Dentist

July 26, 2022

Access Analysis

DWP Network

Member / Provider Groups

DWP Members

DWP General Dentist


Comparison Graph

Percent of members with access to a choice of providers over miles

- 1st closest
- 2nd closest

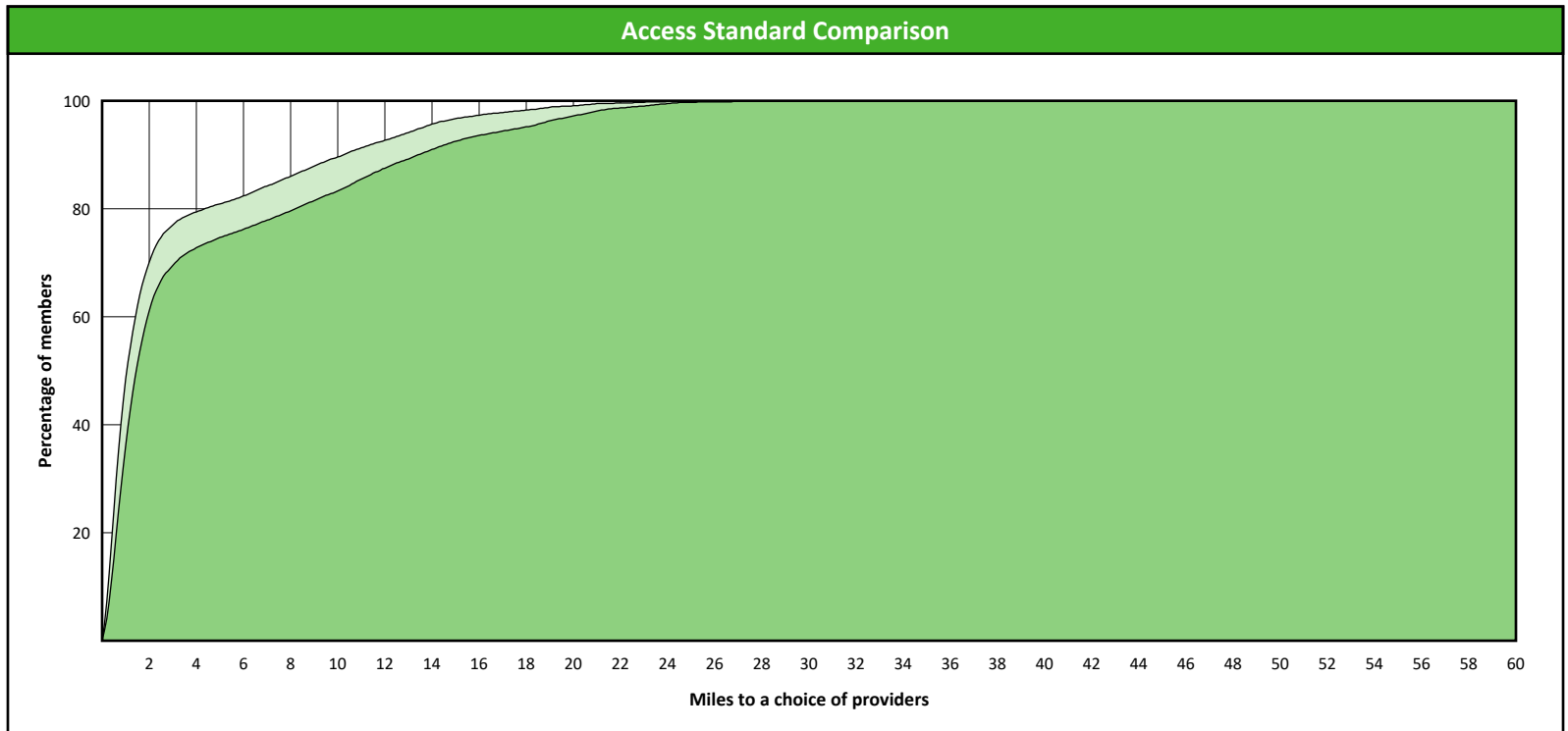
¹ The Access Standard is defined as (DWP Members) members accessing:

1 (DWP General Dentist) provider in 60 miles and 60 minutes



Distances/Times

	Average
Distance/Time to 1st closest provider	3.1 miles 3.4 mins
Distance/Time to 2nd closest provider	4.3 miles 4.7 mins



Access Overview 60 Miles Oral Surgeon

July 26, 2022

Access Analysis

DWP Network

Member / Provider Groups

DWP Members

DWP Oral Surgeon


Comparison Graph

Percent of members with access to a choice of providers over miles

- 1st closest
- 2nd closest

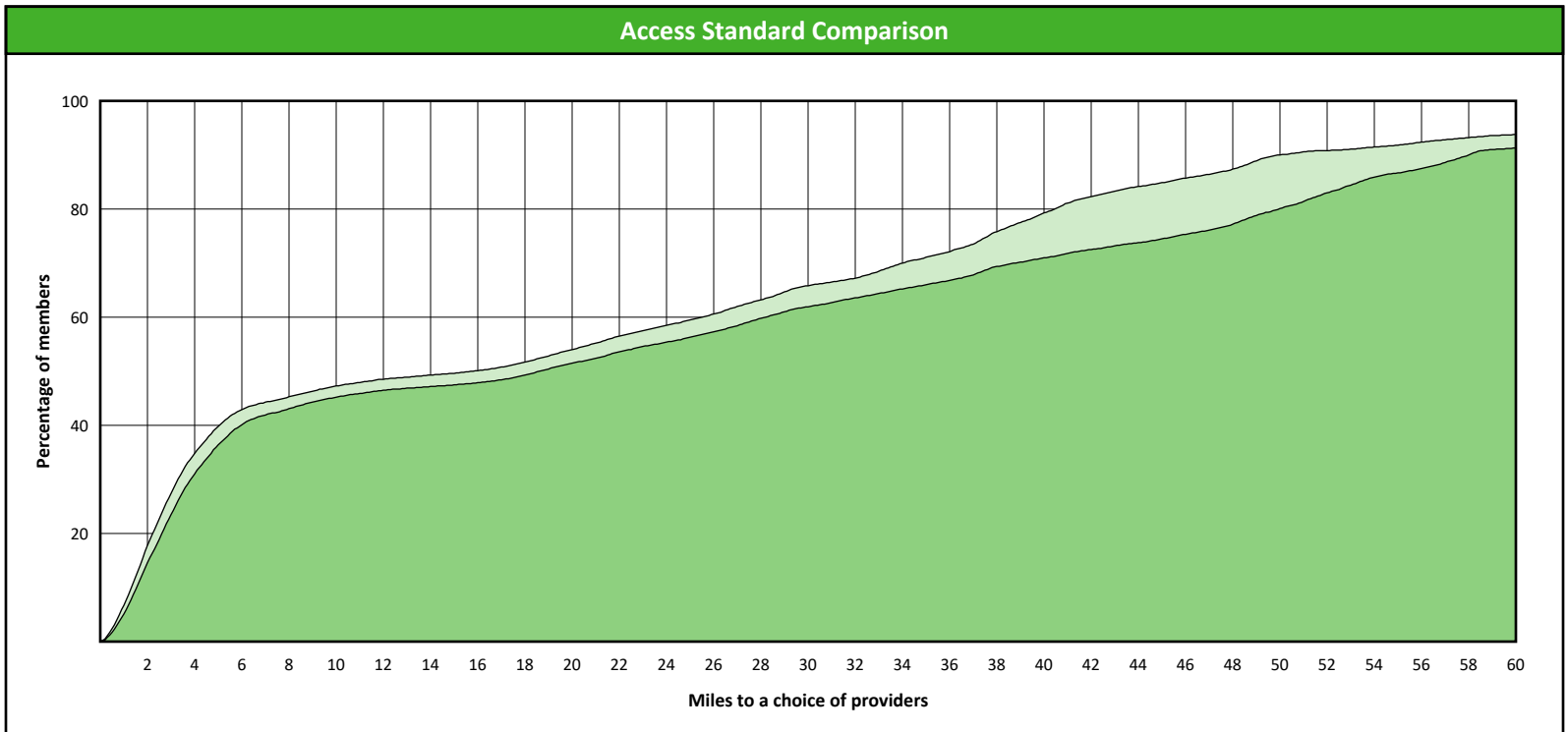
¹ The Access Standard is defined as (DWP Members) members accessing:

1 (DWP Oral Surgeon) provider in 60 miles and 60 minutes



Distances/Times

	Average
Distance/Time to 1st closest provider	21.6 miles 24.7 mins
Distance/Time to 2nd closest provider	24.9 miles 29.4 mins



Access Overview 60 Miles Endodontist

July 26, 2022

Access Analysis

DWP Network

Member / Provider Groups

DWP Members

DWP Endodontist


Comparison Graph

Percent of members with access to a choice of providers over miles

- 1st closest
- 2nd closest

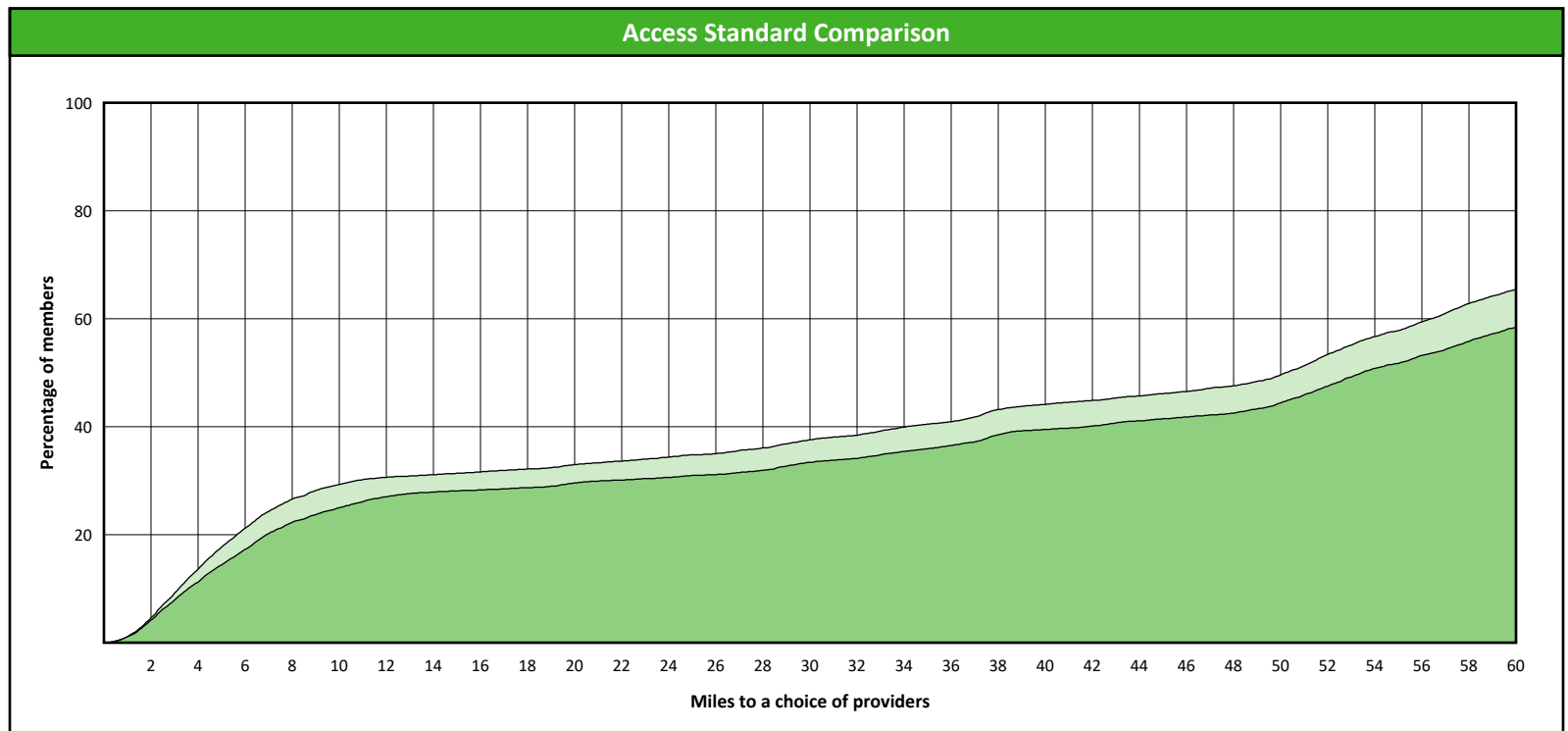
¹ The Access Standard is defined as (DWP Members) members accessing:

1 (DWP Endodontist) provider in 60 miles and 60 minutes



Distances/Times

	Average
Distance/Time to 1st closest provider	46.0 miles 61.5 mins
Distance/Time to 2nd closest provider	55.0 miles 73.2 mins



Access Overview 60 Miles Orthodontist

July 26, 2022

Access Analysis

DWP Network

Member / Provider Groups

DWP Members

DWP Orthodontist


Comparison Graph

Percent of members with access to a choice of providers over miles

- 1st closest
- 2nd closest

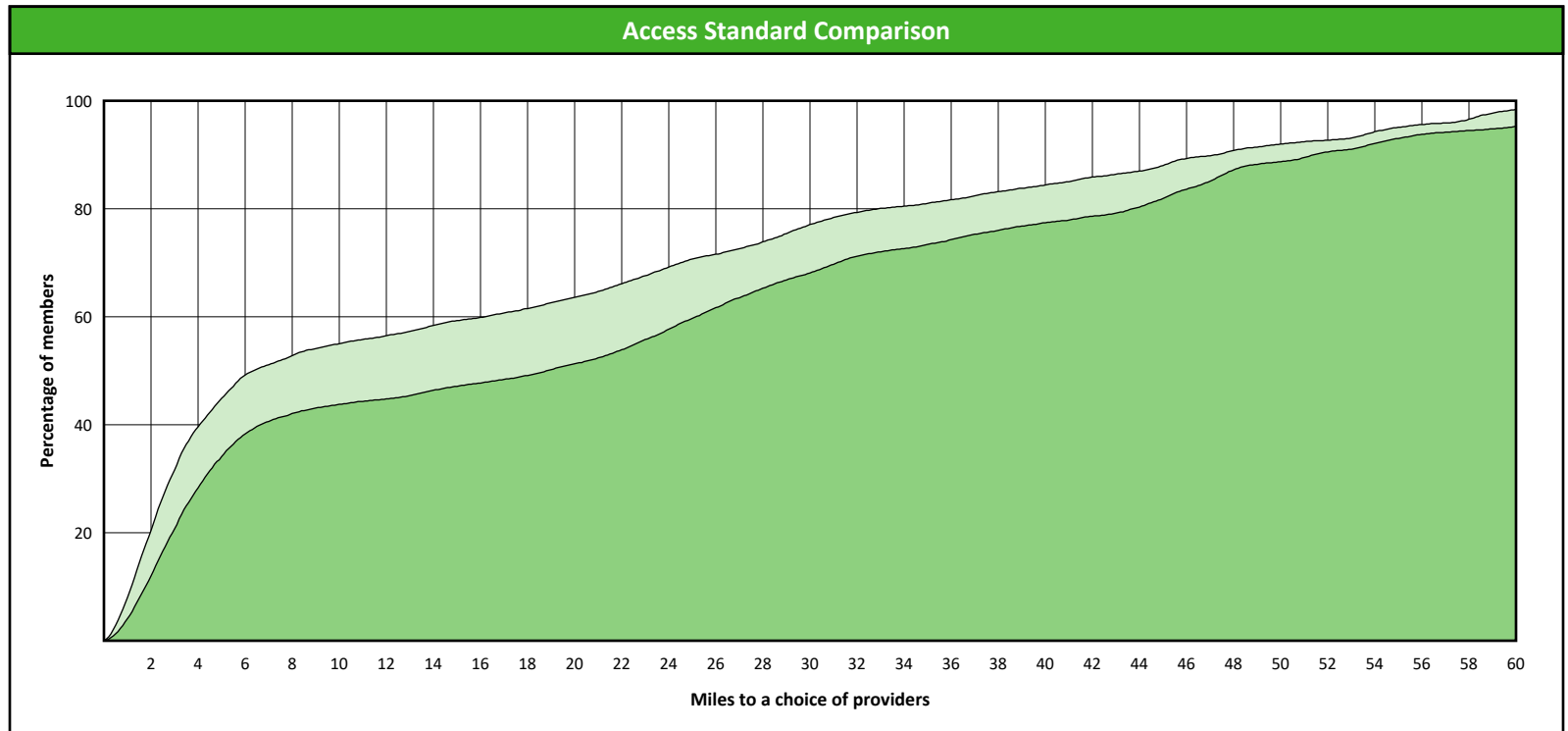
¹ The Access Standard is defined as (DWP Members) members accessing:

1 (DWP Orthodontist) provider in 60 miles and 60 minutes



Distances/Times

	Average
Distance/Time to 1st closest provider	17.0 miles 19.1 mins
Distance/Time to 2nd closest provider	21.9 miles 25.0 mins



Access Overview 60 Miles Periodontist

July 26, 2022

Access Analysis

DWP Network

Member / Provider Groups

DWP Members

DWP Periodontist


Comparison Graph

Percent of members with access to a choice of providers over miles

- 1st closest
- 2nd closest

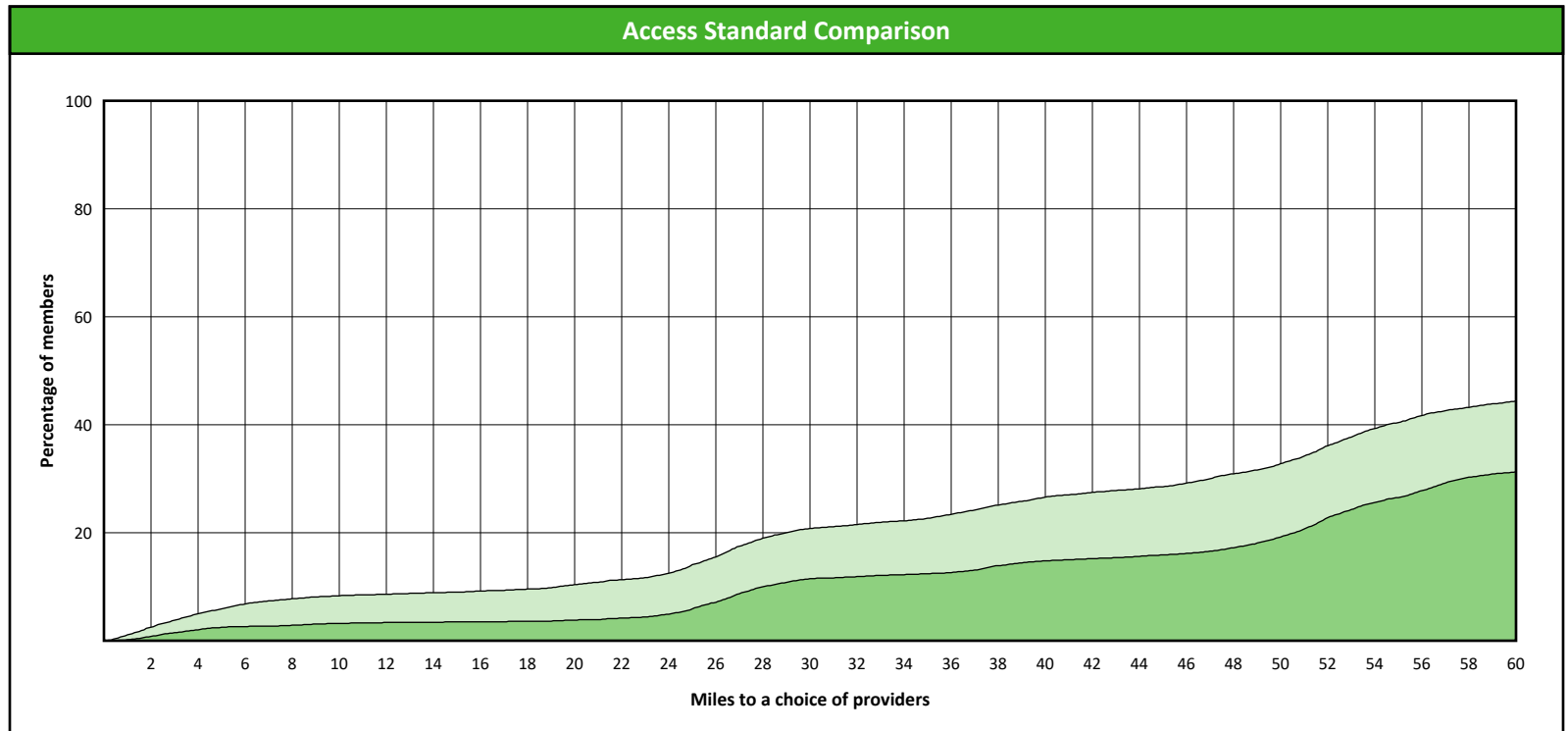
¹ The Access Standard is defined as (DWP Members) members accessing:

1 (DWP Periodontist) provider in 60 miles and 60 minutes



Distances/Times

	Average
Distance/Time to 1st closest provider	57.6 miles 74.4 mins
Distance/Time to 2nd closest provider	67.6 miles 87.1 mins



Access Overview 60 Miles Prosthodontist

July 26, 2022

Access Analysis

DWP Network

Member / Provider Groups

DWP Members

DWP Prosthodontist


Comparison Graph

Percent of members with access to a choice of providers over miles

- 1st closest
- 2nd closest

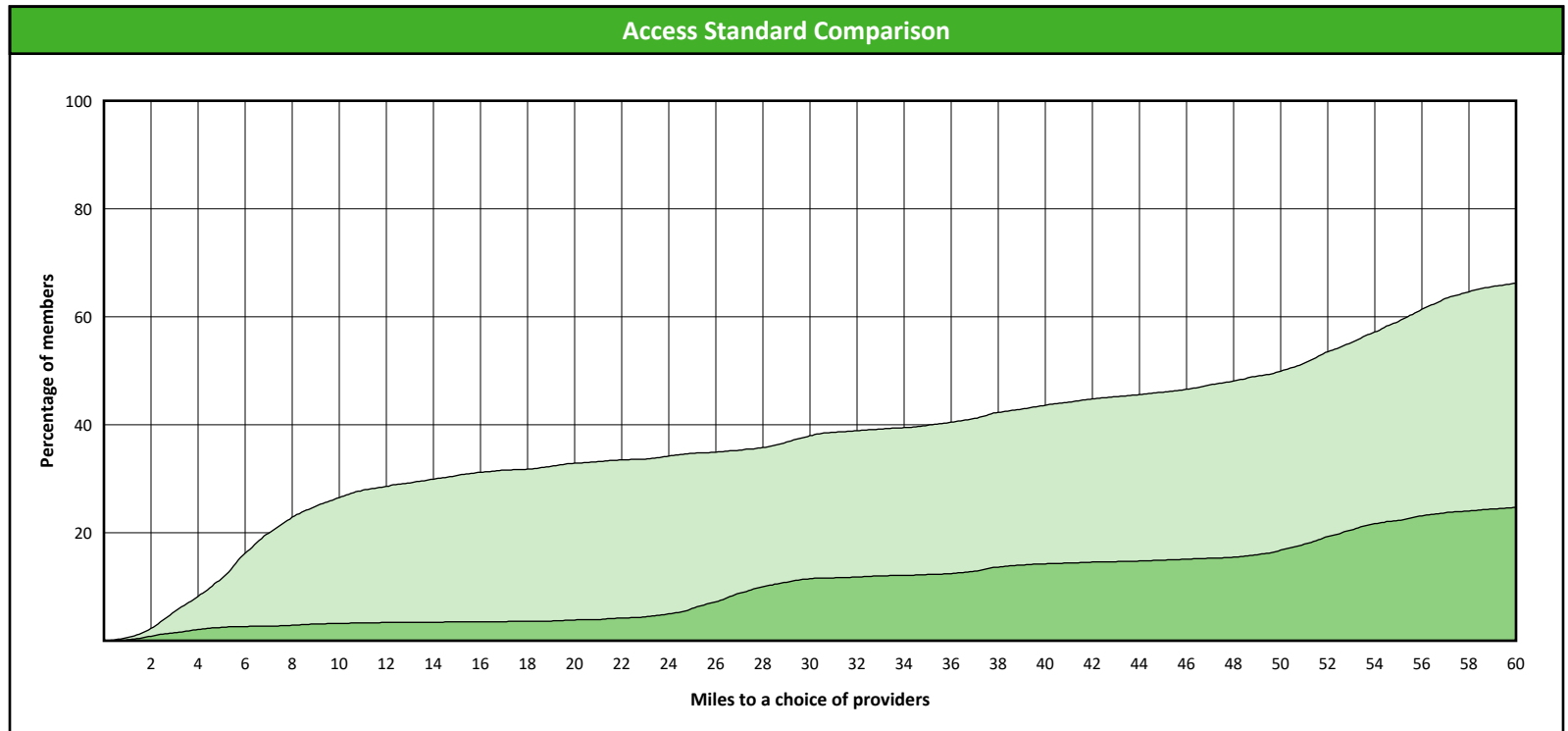
¹ The Access Standard is defined as (DWP Members) members accessing:

1 (DWP Prosthodontist) provider in 60 miles and 60 minutes



Distances/Times

	Average
Distance/Time to 1st closest provider	46.3 miles 61.2 mins
Distance/Time to 2nd closest provider	86.8 miles 116.9 mins



Access Overview 90 Miles All Providers

July 26, 2022

Access Analysis

DWP Network

Member / Provider Groups

DWP Members

DWP All Providers


Comparison Graph

Percent of members with access to a choice of providers over miles

- 1st closest
- 2nd closest

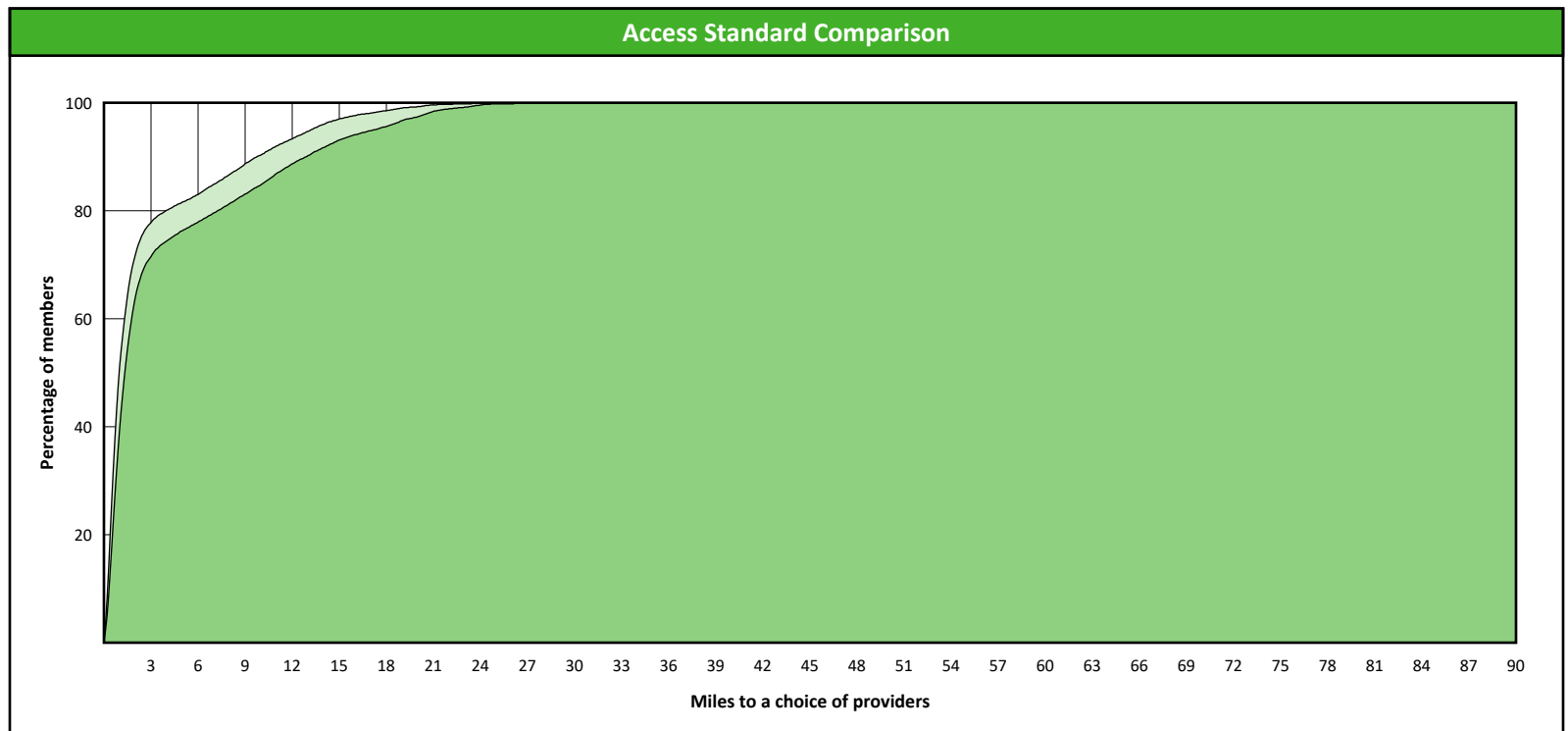
¹ The Access Standard is defined as (DWP Members) members accessing:

1 (DWP All Providers) provider in 90 miles and 90 minutes



Distances/Times

	Average
Distance/Time to 1st closest provider	2.9 miles 3.3 mins
Distance/Time to 2nd closest provider	4.0 miles 4.4 mins



Access Overview 90 Miles General Dentist

July 26, 2022

Access Analysis

DWP Network

Member / Provider Groups

DWP Members

DWP General Dentist


Comparison Graph

Percent of members with access to a choice of providers over miles

- 1st closest
- 2nd closest

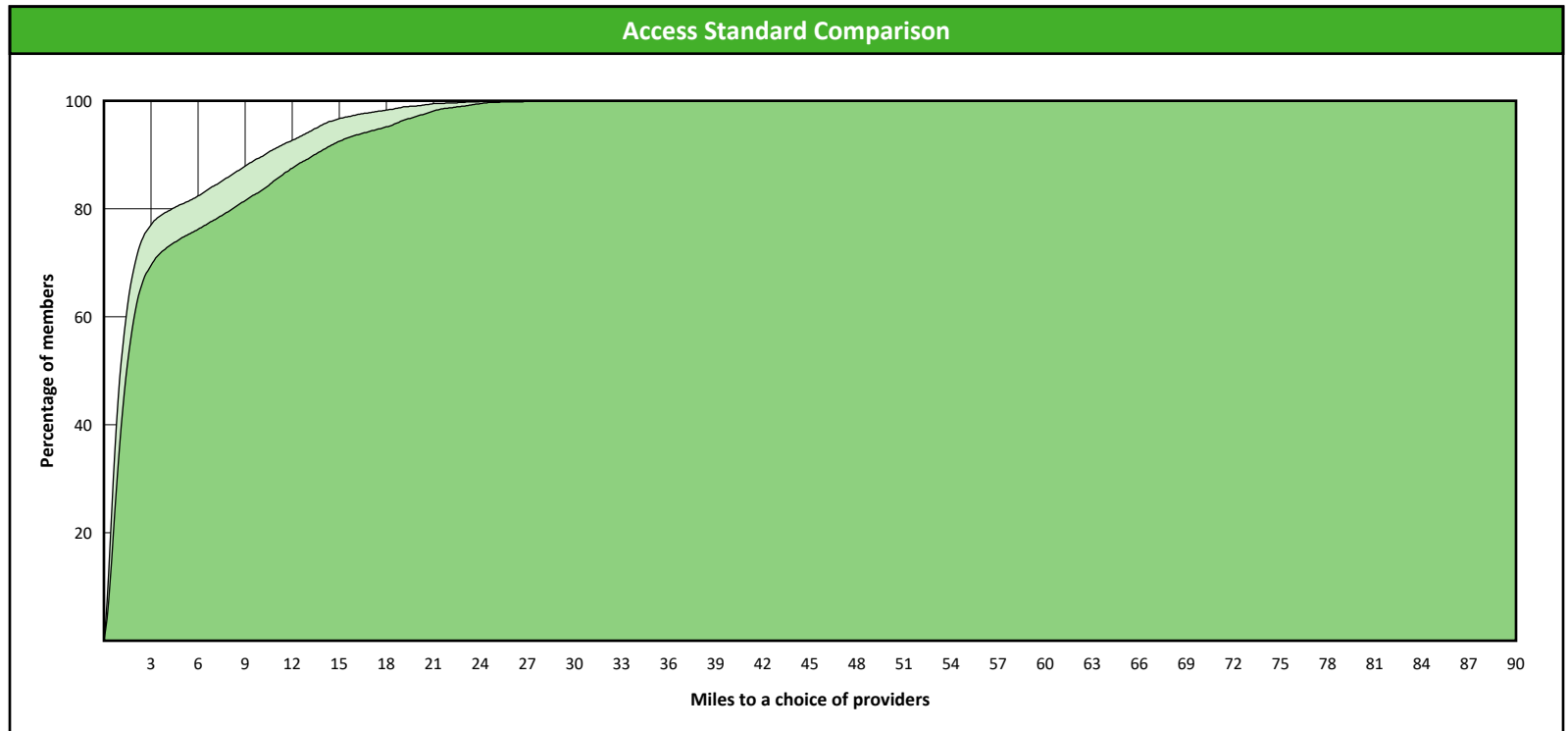
¹ The Access Standard is defined as (DWP Members) members accessing:

1 (DWP General Dentist) provider in 90 miles and 90 minutes



Distances/Times

	Average
Distance/Time to 1st closest provider	3.1 miles 3.4 mins
Distance/Time to 2nd closest provider	4.3 miles 4.7 mins



Access Overview 90 Miles Oral Surgeon

July 26, 2022

Access Analysis

DWP Network

Member / Provider Groups

DWP Members

DWP Oral Surgeon

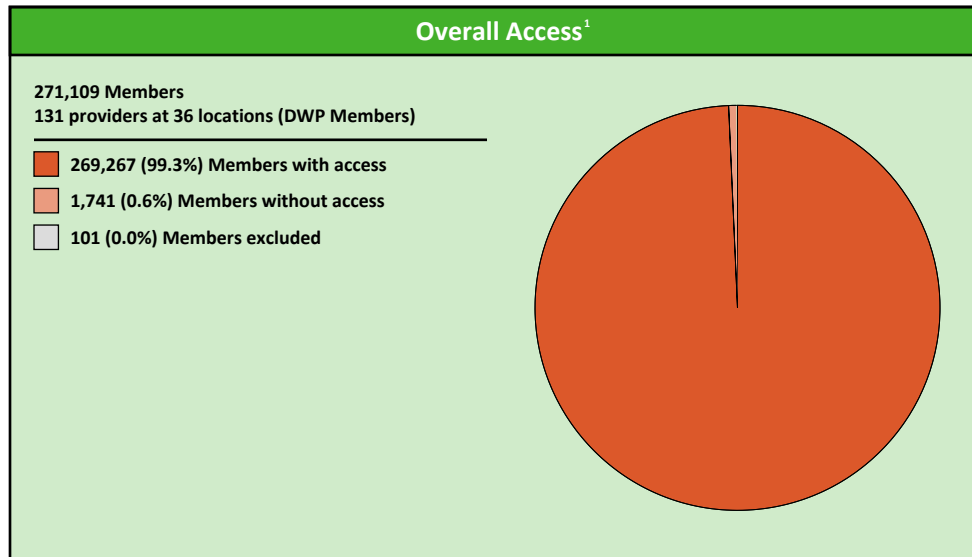
Comparison Graph

Percent of members with access to a choice of providers over miles

- 1st closest
- 2nd closest

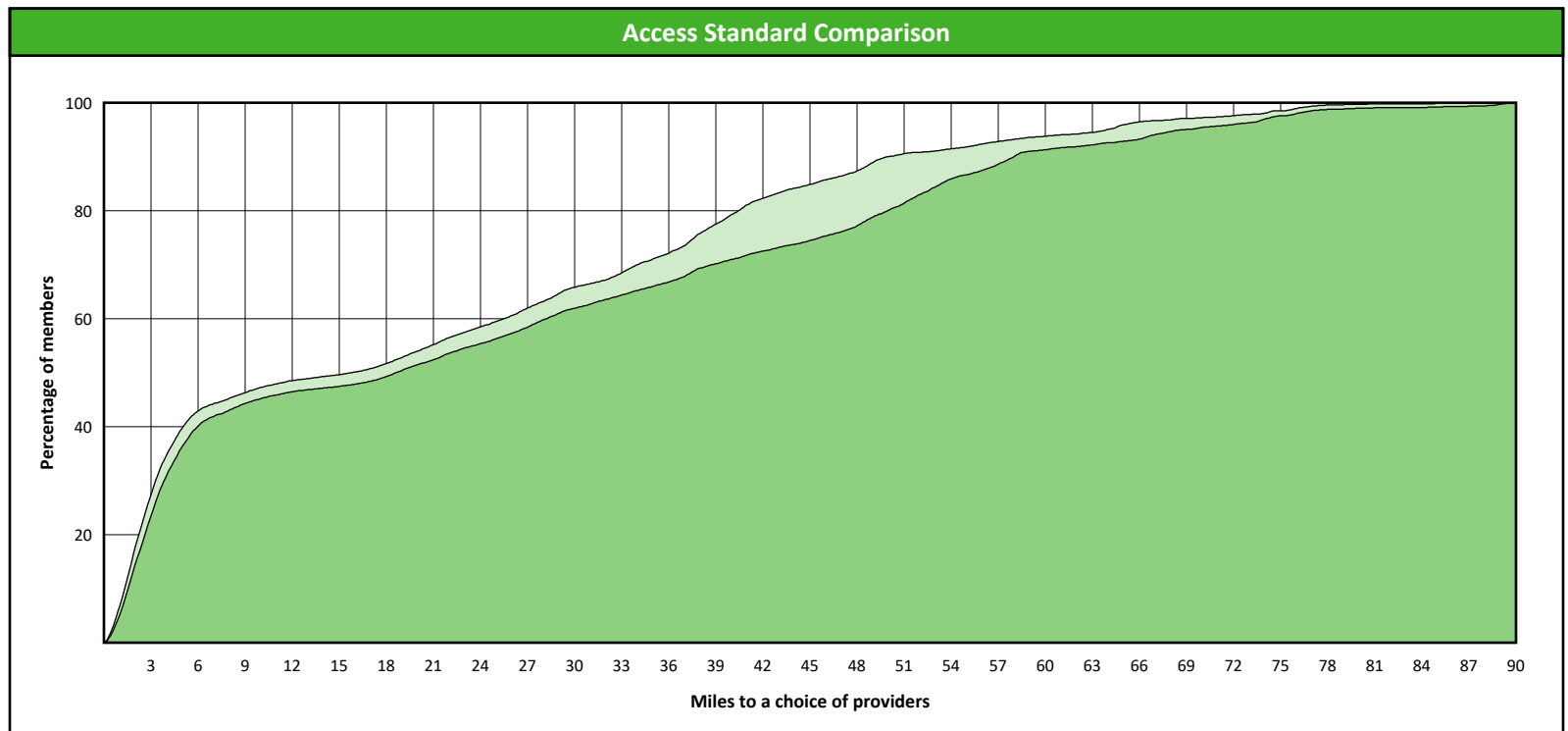
¹ The Access Standard is defined as (DWP Members) members accessing:

1 (DWP Oral Surgeon) provider in 90 miles and 90 minutes



Distances/Times

	Average
Distance/Time to 1st closest provider	21.6 miles 24.7 mins
Distance/Time to 2nd closest provider	24.9 miles 29.4 mins



Access Overview 90 Miles Endodontist

July 26, 2022

Access Analysis

DWP Network

Member / Provider Groups

DWP Members

DWP Endodontist

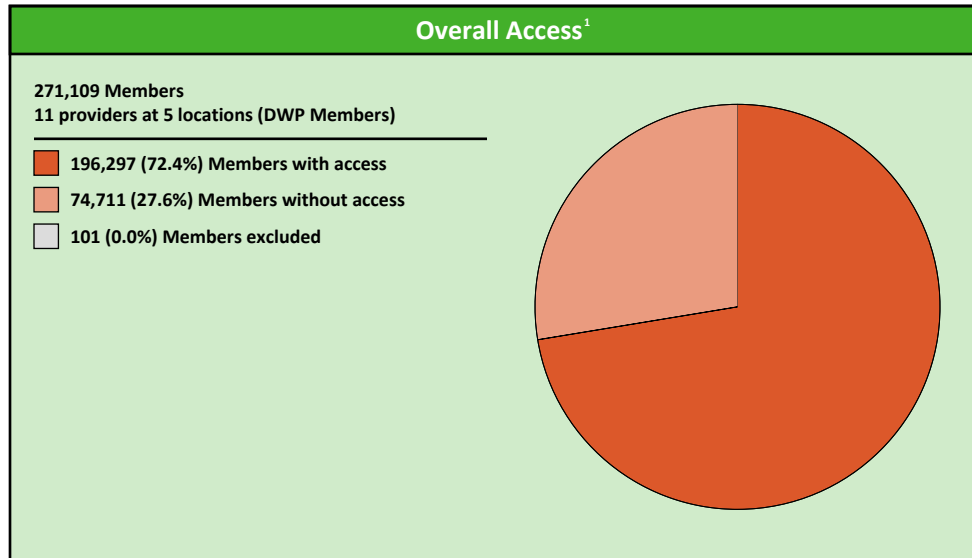
Comparison Graph

Percent of members with access to a choice of providers over miles

- 1st closest
- 2nd closest

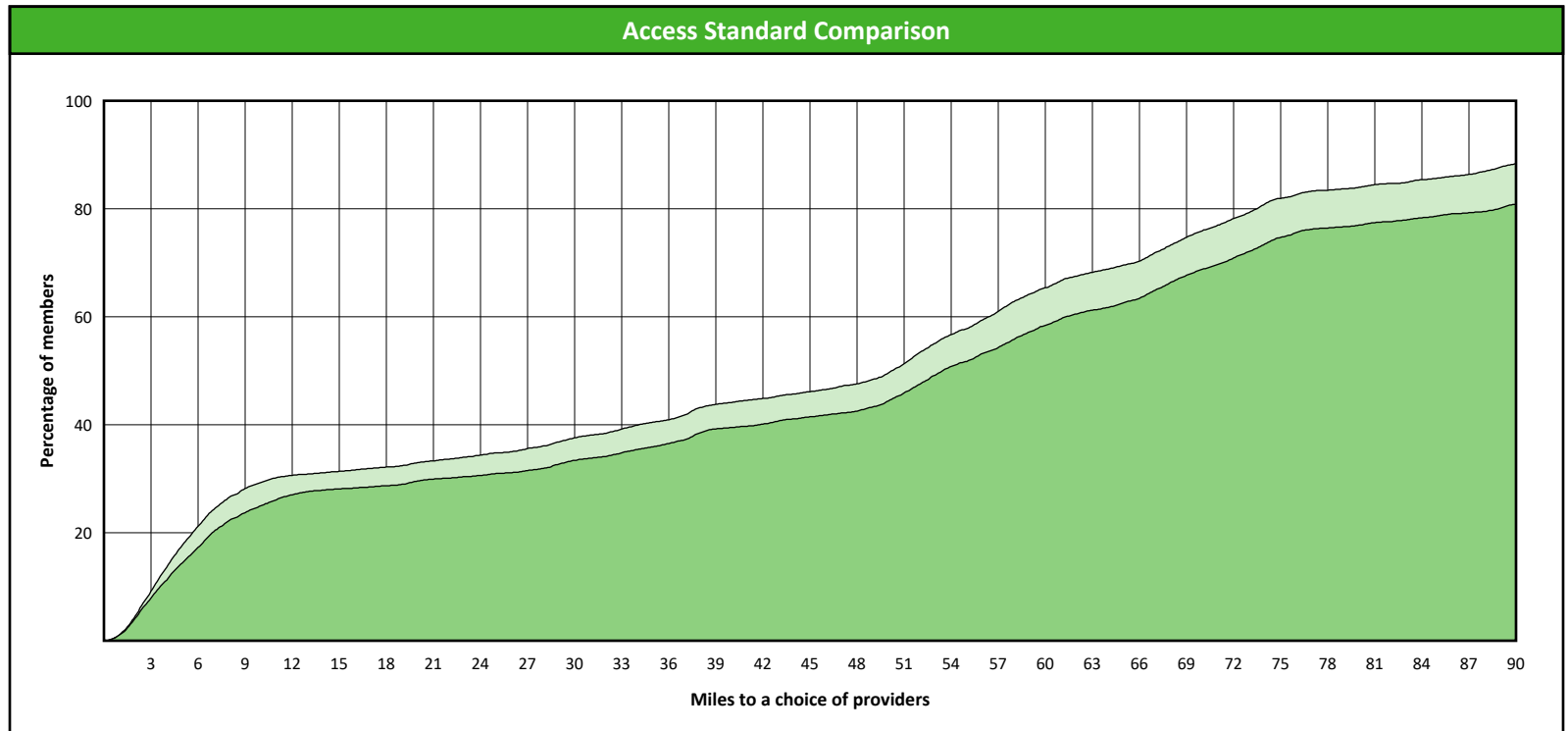
¹ The Access Standard is defined as (DWP Members) members accessing:

1 (DWP Endodontist) provider in 90 miles and 90 minutes



Distances/Times

	Average
Distance/Time to 1st closest provider	46.0 miles 61.5 mins
Distance/Time to 2nd closest provider	55.0 miles 73.2 mins



Access Overview 90 Miles Orthodontist

July 26, 2022

Access Analysis

DWP Network

Member / Provider Groups

DWP Members

DWP Orthodontist


Comparison Graph

Percent of members with access to a choice of providers over miles

- 1st closest
- 2nd closest

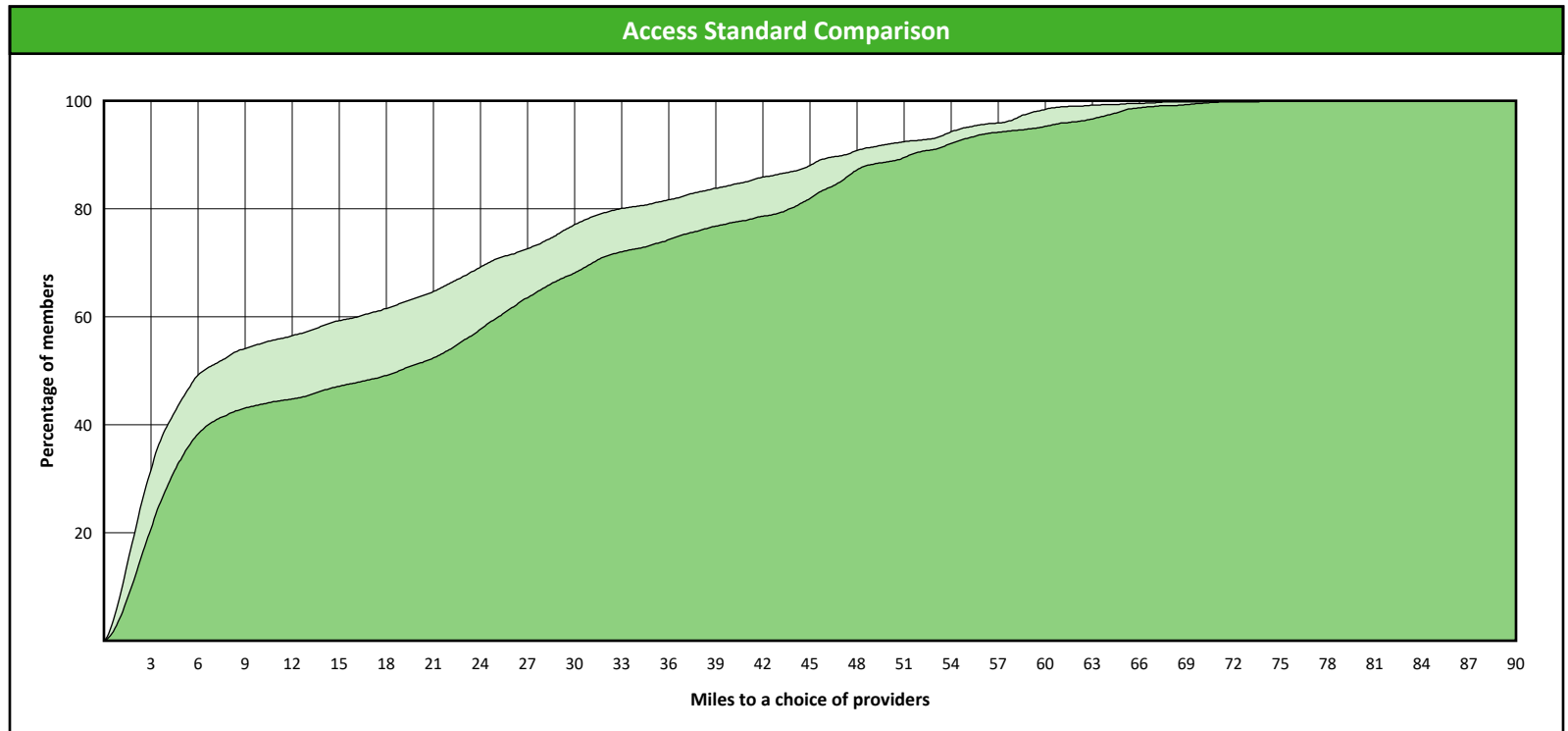
¹ The Access Standard is defined as (DWP Members) members accessing:

1 (DWP Orthodontist) provider in 90 miles and 90 minutes



Distances/Times

	Average
Distance/Time to 1st closest provider	17.0 miles 19.1 mins
Distance/Time to 2nd closest provider	21.9 miles 25.0 mins



Access Overview 90 Miles Periodontist

July 26, 2022

Access Analysis

DWP Network

Member / Provider Groups

DWP Members

DWP Periodontist


Comparison Graph

Percent of members with access to a choice of providers over miles

- 1st closest
- 2nd closest

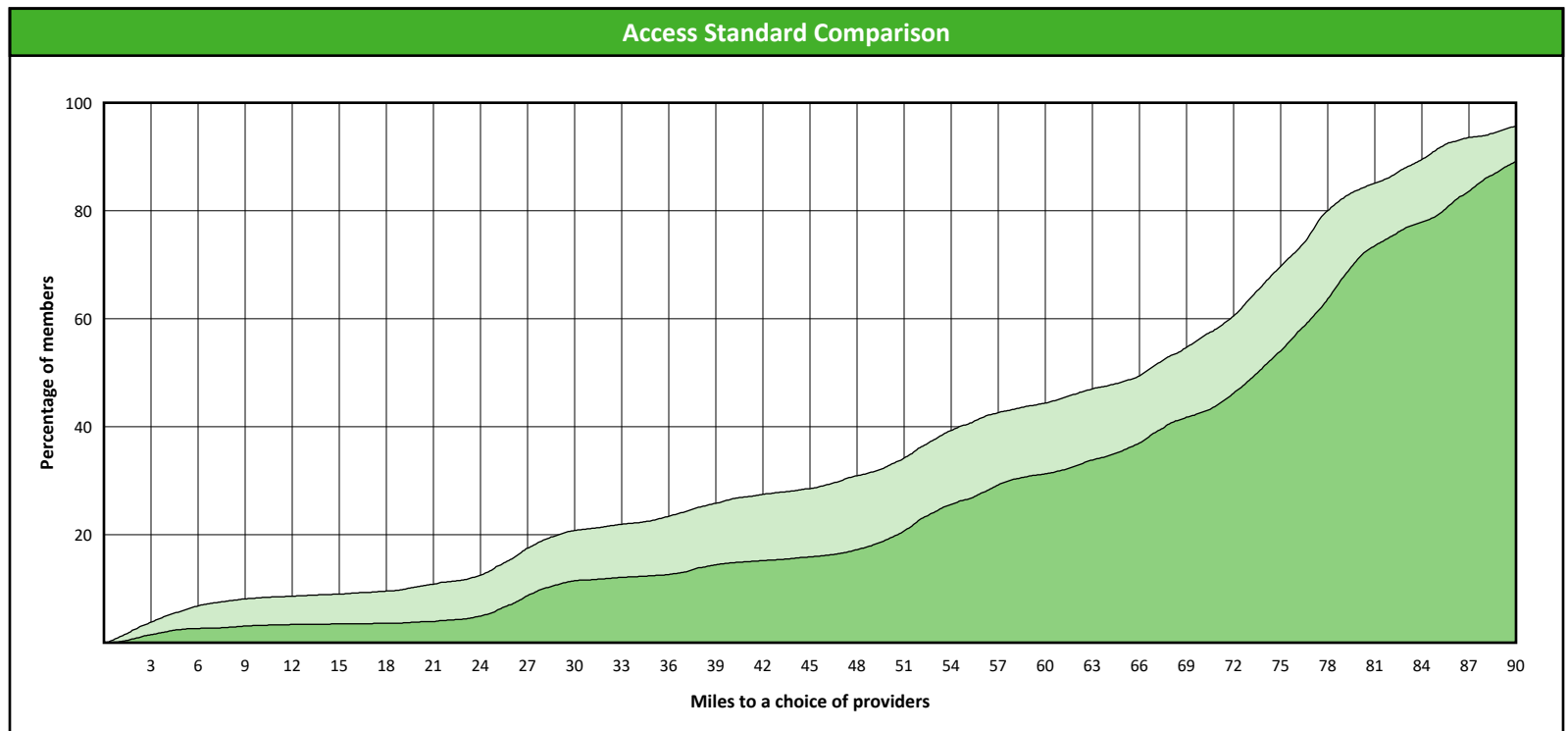
¹ The Access Standard is defined as (DWP Members) members accessing:

1 (DWP Periodontist) provider in 90 miles and 90 minutes



Distances/Times

	Average
Distance/Time to 1st closest provider	57.6 miles 74.4 mins
Distance/Time to 2nd closest provider	67.6 miles 87.1 mins



Access Overview 90 Miles Prosthodontist

July 26, 2022

Access Analysis

DWP Network

Member / Provider Groups

DWP Members

DWP Prosthodontist


Comparison Graph

Percent of members with access to a choice of providers over miles

- 1st closest
- 2nd closest

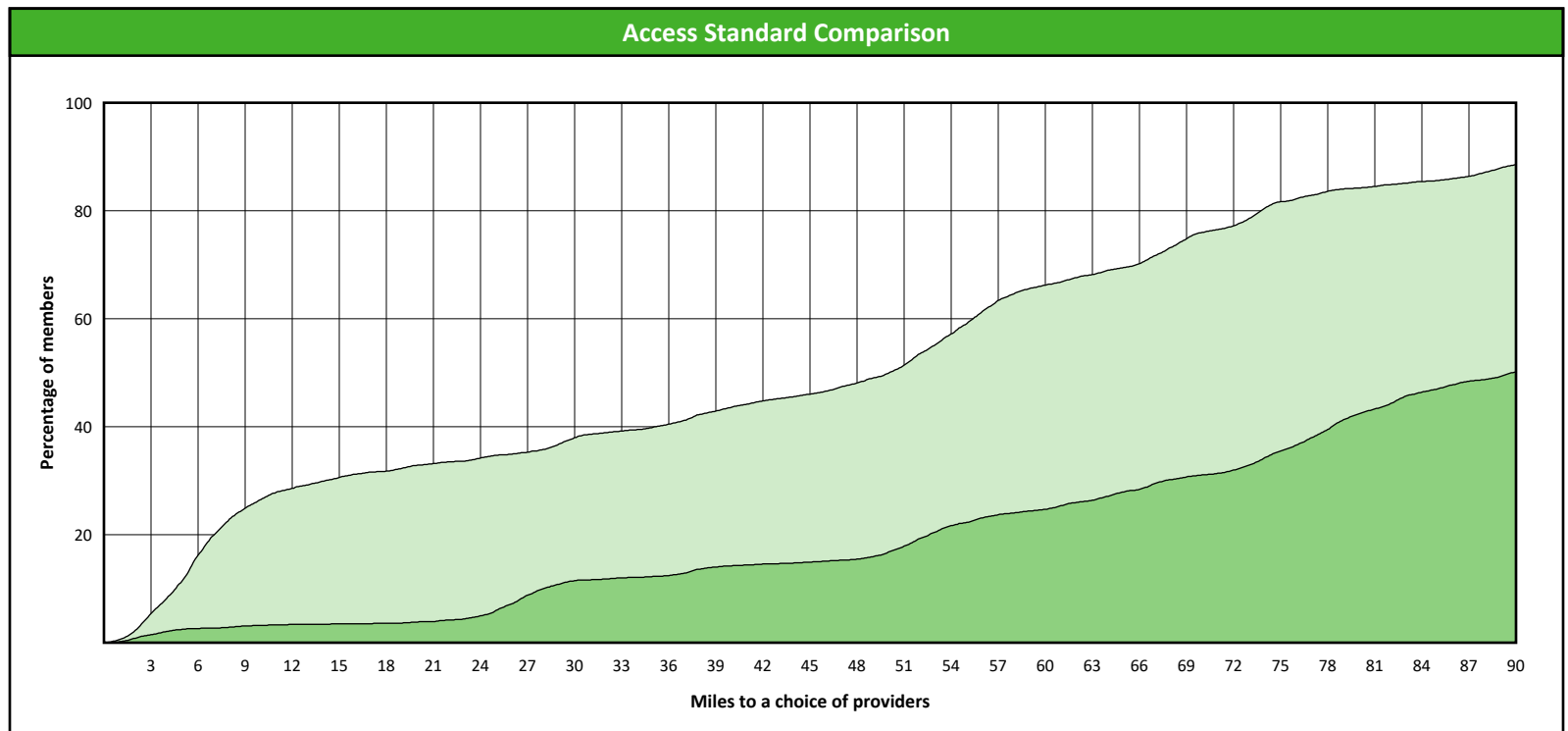
¹ The Access Standard is defined as (DWP Members) members accessing:

1 (DWP Prosthodontist) provider in 90 miles and 90 minutes



Distances/Times

	Average
Distance/Time to 1st closest provider	46.3 miles 61.2 mins
Distance/Time to 2nd closest provider	86.8 miles 116.9 mins



DWP General Dentist Access Map

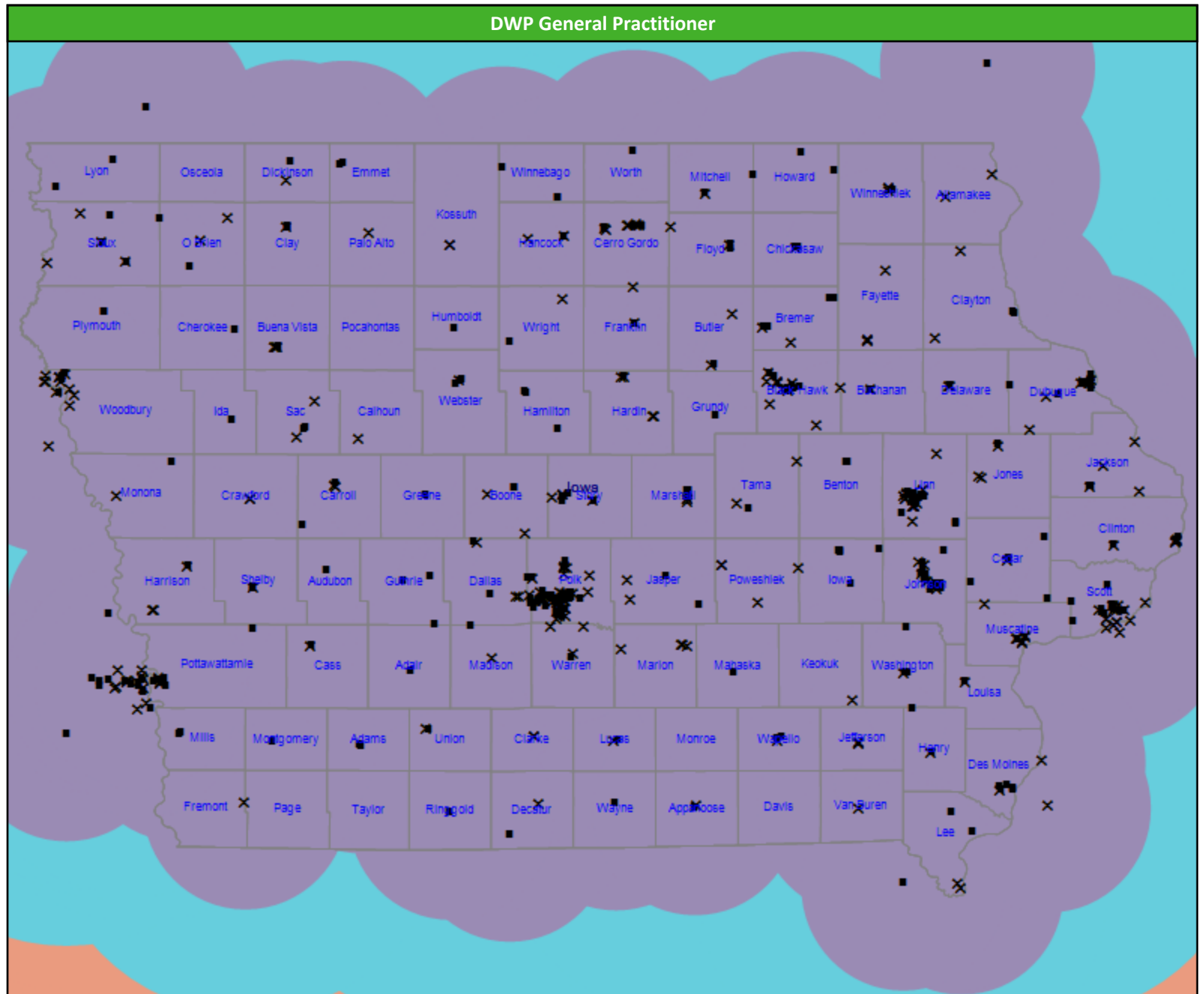
July 26, 2022

DWP General Dentist

1,222 providers at 523 locations

- Single providers (260)
- ✕ Multiple providers (263)
- 30 mile radius
- 60 mile radius
- 90 mile radius

41.42 miles



DWP Oral Surgeon Access Map

July 26, 2022

DWP Oral Surgeon

131 providers at 36 locations

- Single providers (10)
- ✕ Multiple providers (26)
- 30 mile radius
- 60 mile radius
- 90 mile radius

41.42 miles



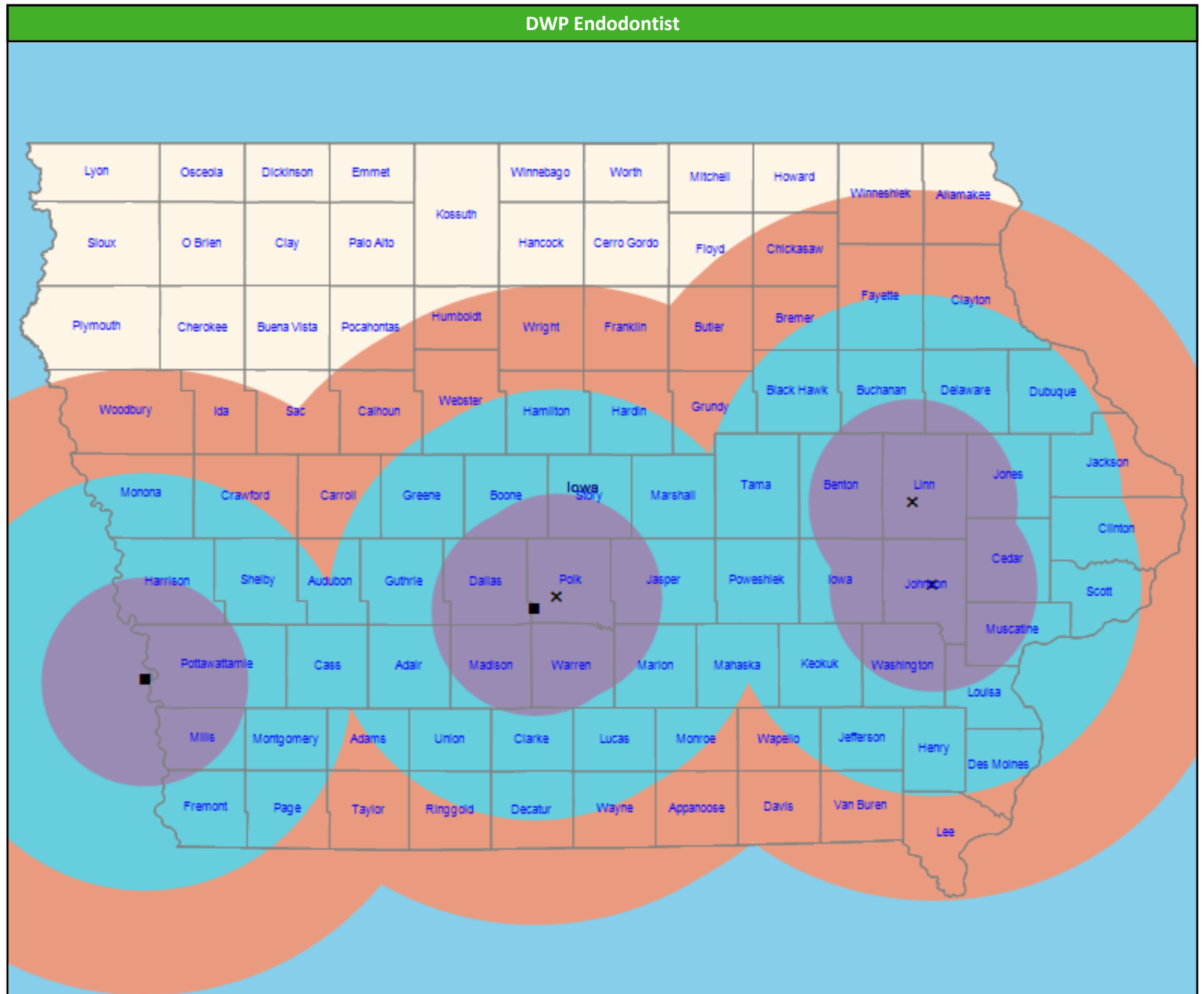
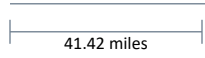
DWP Endodontist Access Map

July 26, 2022

DWP Endodontist

11 providers at 5 locations

- Single providers (2)
- ✕ Multiple providers (3)
- 30 mile radius
- 60 mile radius
- 90 mile radius



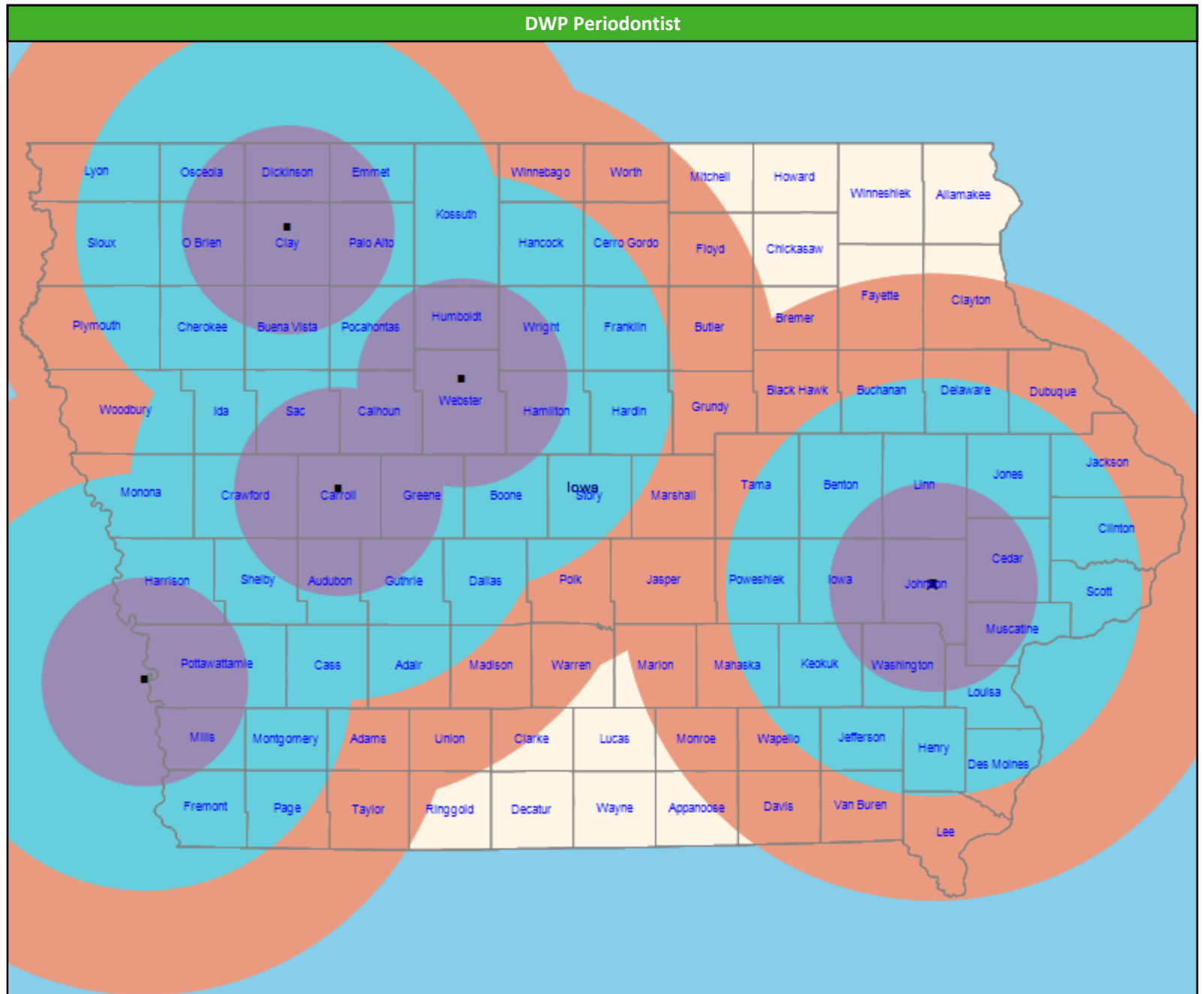
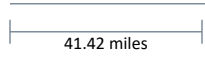
DWP Periodontist Access Map

July 26, 2022

DWP Periodontist

14 providers at 6 locations

- Single providers (5)
- ✕ Multiple providers (1)
- 30 mile radius
- 60 mile radius
- 90 mile radius



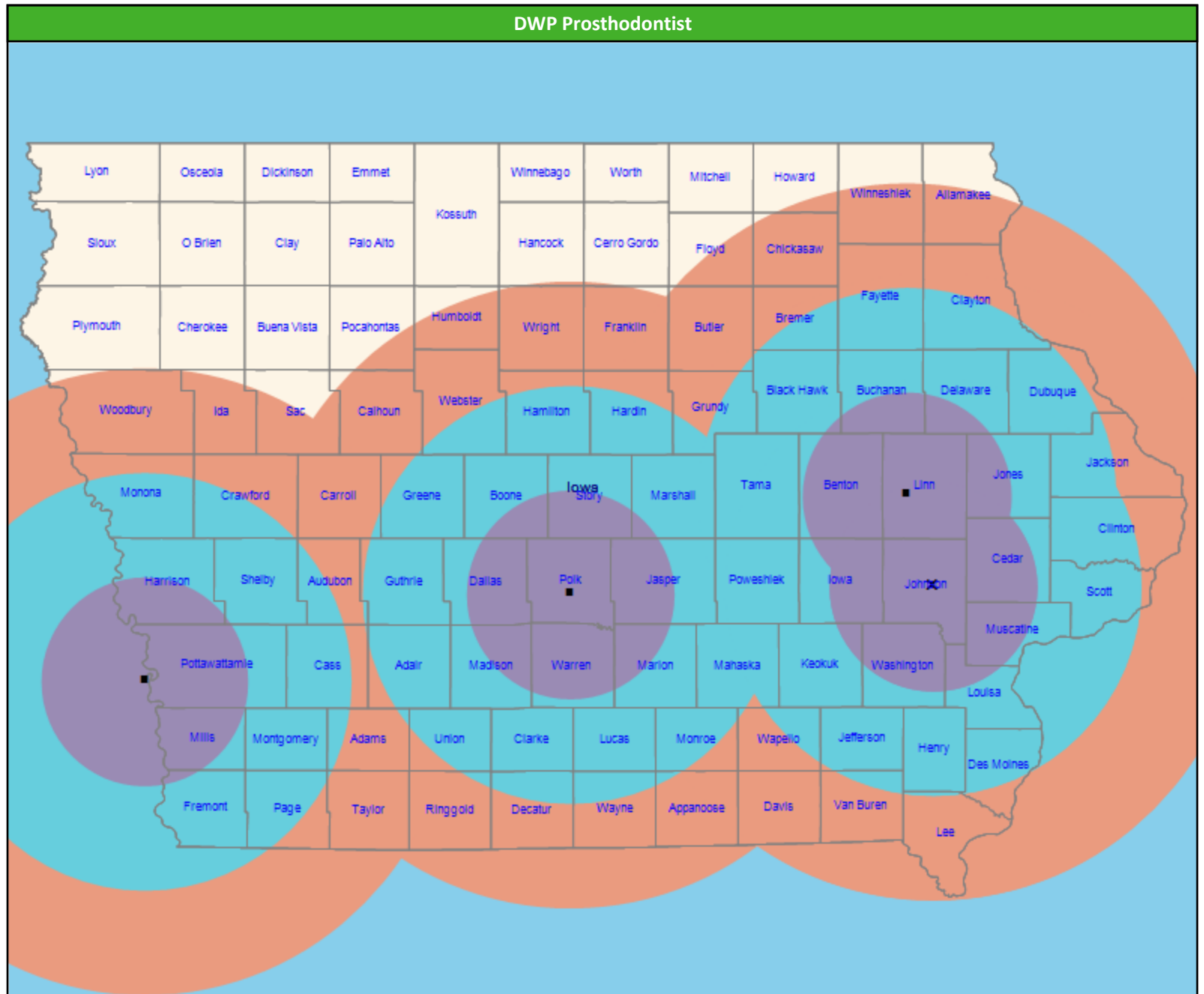
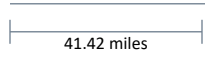
DWP Prosthodontist Access Map

July 26, 2022

DWP Prosthodontist

24 providers at 5 locations

- Single providers (3)
- ✕ Multiple providers (2)
- 30 mile radius
- 60 mile radius
- 90 mile radius



DWP Orthodontist Access Map

July 26, 2022

DWP Orthodontist

113 providers at 55 locations

- Single providers (30)
- ✕ Multiple providers (25)
- 30 mile radius
- 60 mile radius
- 90 mile radius

41.42 miles



Access Summary By State

July 26, 2022

Access Analysis

DWP Network

Member Group

DWP Members

Provider Group

- DWP All Providers
- DWP General Dentist
- DWP Oral Surgeon
- DWP Endodontist
- DWP Orthodontist
- DWP Periodontist
- DWP Prosthodontist

¹ Provider counts represent:

P: Unique providers

L: Unique provider locations

** These records have been excluded from the analysis because of invalid zip codes.

All Members												
Member		Provider		With Access		Without Access		Counts ¹		Average Distance		Average Time
Group	#	Group	Standard	#	%	#	%	P	L	1	2	1
DWP Members	271,008	DWP All Providers	1 in 30 miles and 3...	270,996	99.9	12	0.1	1,557	614	2.9	4.0	3.3
		DWP General De...	1 in 30 miles and 3...	270,965	99.9	43	0.1	1,222	523	3.1	4.3	3.4
		DWP General De...	1 in 60 miles and 6...	271,001	99.9	7	0.1	1,222	523	3.1	4.3	3.4
		DWP General De...	1 in 90 miles and 9...	271,001	99.9	7	0.1	1,222	523	3.1	4.3	3.4
		DWP Oral Surgeon	1 in 30 miles and 3...	167,821	61.9	103,187	38.1	131	36	21.6	24.9	24.7
		DWP Oral Surgeon	1 in 60 miles and 6...	247,119	91.2	23,889	8.8	131	36	21.6	24.9	24.7
		DWP Oral Surgeon	1 in 90 miles and 9...	269,267	99.4	1,741	0.6	131	36	21.6	24.9	24.7
		DWP Endodontist	1 in 30 miles and 3...	92,330	34.1	178,678	65.9	11	5	46.0	55.0	61.5
		DWP Endodontist	1 in 60 miles and 6...	126,746	46.8	144,262	53.2	11	5	46.0	55.0	61.5
		DWP Endodontist	1 in 90 miles and 9...	196,297	72.4	74,711	27.6	11	5	46.0	55.0	61.5
		DWP Orthodontist	1 in 30 miles and 3...	198,028	73.1	72,980	26.9	113	55	17.0	21.9	19.1
		DWP Orthodontist	1 in 60 miles and 6...	256,831	94.8	14,177	5.2	113	55	17.0	21.9	19.1
		DWP Orthodontist	1 in 90 miles and 9...	270,989	99.9	19	0.1	113	55	17.0	21.9	19.1
		DWP Periodontist	1 in 30 miles and 3...	33,859	12.5	237,149	87.5	14	6	57.6	67.6	74.4
		DWP Periodontist	1 in 60 miles and 6...	86,671	32.0	184,337	68.0	14	6	57.6	67.6	74.4
		DWP Periodontist	1 in 90 miles and 9...	166,106	61.3	104,902	38.7	14	6	57.6	67.6	74.4
		DWP Prosthodo...	1 in 30 miles and 3...	92,720	34.2	178,288	65.8	24	5	46.3	86.8	61.2
		DWP Prosthodo...	1 in 60 miles and 6...	129,279	47.7	141,729	52.3	24	5	46.3	86.8	61.2
		DWP Prosthodo...	1 in 90 miles and 9...	196,146	72.4	74,862	27.6	24	5	46.3	86.8	61.2

Key Geographic Areas										
State Name	Member	Provider		With Access		Without Access		Average Distance		Average Time
	#	Group	Standard	#	%	#	%	1	2	1
Iowa	270,994	DWP All Providers	1 in 30 miles and 30 mins	270,989	99.9	5	0.1	2.9	4.0	3.2
		DWP General Dentist	1 in 30 miles and 30 mins	270,958	99.9	36	0.1	3.1	4.2	3.4
		DWP General Dentist	1 in 60 miles and 60 mins	270,994	100.0	0	0.0	3.1	4.2	3.4
		DWP General Dentist	1 in 90 miles and 90 mins	270,994	100.0	0	0.0	3.1	4.2	3.4
		DWP Oral Surgeon	1 in 30 miles and 30 mins	167,819	61.9	103,175	38.1	21.5	24.8	24.7
		DWP Oral Surgeon	1 in 60 miles and 60 mins	247,113	91.2	23,881	8.8	21.5	24.8	24.7
		DWP Oral Surgeon	1 in 90 miles and 90 mins	269,260	99.4	1,734	0.6	21.5	24.8	24.7
		DWP Endodontist	1 in 30 miles and 30 mins	92,329	34.1	178,665	65.9	45.9	55.0	61.5
		DWP Endodontist	1 in 60 miles and 60 mins	126,745	46.8	144,249	53.2	45.9	55.0	61.5
		DWP Endodontist	1 in 90 miles and 90 mins	196,296	72.4	74,698	27.6	45.9	55.0	61.5
		DWP Orthodontist	1 in 30 miles and 30 mins	198,026	73.1	72,968	26.9	17.0	21.9	19.0
		DWP Orthodontist	1 in 60 miles and 60 mins	256,825	94.8	14,169	5.2	17.0	21.9	19.0
		DWP Orthodontist	1 in 90 miles and 90 mins	270,982	99.9	12	0.1	17.0	21.9	19.0
		DWP Periodontist	1 in 30 miles and 30 mins	33,858	12.5	237,136	87.5	57.5	67.6	74.4
		DWP Periodontist	1 in 60 miles and 60 mins	86,670	32.0	184,324	68.0	57.5	67.6	74.4
		DWP Periodontist	1 in 90 miles and 90 mins	166,102	61.3	104,892	38.7	57.5	67.6	74.4

Access Summary By City

July 26, 2022

Access Analysis

DWP Network

Member Group

DWP Members

Provider Group

- DWP All Providers
- DWP General Dentist
- DWP Oral Surgeon
- DWP Endodontist
- DWP Orthodontist
- DWP Periodontist
- DWP Prosthodontist

¹ Provider counts represent:

P: Unique providers

L: Unique provider locations

** These records have been excluded from the analysis because of invalid zip codes.

All Members												
Member		Provider		With Access		Without Access		Counts ¹		Average Distance		Average Time
Group	#	Group	Standard	#	%	#	%	P	L	1	2	1
DWP Members	271,008	DWP All Providers	1 in 30 miles and 3...	270,996	99.9	12	0.1	1,557	614	2.9	4.0	3.3
		DWP General De...	1 in 30 miles and 3...	270,965	99.9	43	0.1	1,222	523	3.1	4.3	3.4
		DWP General De...	1 in 60 miles and 6...	271,001	99.9	7	0.1	1,222	523	3.1	4.3	3.4
		DWP General De...	1 in 90 miles and 9...	271,001	99.9	7	0.1	1,222	523	3.1	4.3	3.4
		DWP Oral Surgeon	1 in 30 miles and 3...	167,821	61.9	103,187	38.1	131	36	21.6	24.9	24.7
		DWP Oral Surgeon	1 in 60 miles and 6...	247,119	91.2	23,889	8.8	131	36	21.6	24.9	24.7
		DWP Oral Surgeon	1 in 90 miles and 9...	269,267	99.4	1,741	0.6	131	36	21.6	24.9	24.7
		DWP Endodontist	1 in 30 miles and 3...	92,330	34.1	178,678	65.9	11	5	46.0	55.0	61.5
		DWP Endodontist	1 in 60 miles and 6...	126,746	46.8	144,262	53.2	11	5	46.0	55.0	61.5
		DWP Endodontist	1 in 90 miles and 9...	196,297	72.4	74,711	27.6	11	5	46.0	55.0	61.5
		DWP Orthodontist	1 in 30 miles and 3...	198,028	73.1	72,980	26.9	113	55	17.0	21.9	19.1
		DWP Orthodontist	1 in 60 miles and 6...	256,831	94.8	14,177	5.2	113	55	17.0	21.9	19.1
		DWP Orthodontist	1 in 90 miles and 9...	270,989	99.9	19	0.1	113	55	17.0	21.9	19.1
		DWP Periodontist	1 in 30 miles and 3...	33,859	12.5	237,149	87.5	14	6	57.6	67.6	74.4
		DWP Periodontist	1 in 60 miles and 6...	86,671	32.0	184,337	68.0	14	6	57.6	67.6	74.4
		DWP Periodontist	1 in 90 miles and 9...	166,106	61.3	104,902	38.7	14	6	57.6	67.6	74.4
		DWP Prosthodo...	1 in 30 miles and 3...	92,720	34.2	178,288	65.8	24	5	46.3	86.8	61.2
		DWP Prosthodo...	1 in 60 miles and 6...	129,279	47.7	141,729	52.3	24	5	46.3	86.8	61.2
		DWP Prosthodo...	1 in 90 miles and 9...	196,146	72.4	74,862	27.6	24	5	46.3	86.8	61.2

Key Geographic Areas										
City	Member	Provider		With Access		Without Access		Average Distance		Average Time
	#	Group	Standard	#	%	#	%	1	2	1
Des Moines, IA	29,658	DWP All Providers	1 in 30 miles and 30 mins	29,658	100.0	0	0.0	0.8	1.0	1.2
		DWP General Dentist	1 in 30 miles and 30 mins	29,658	100.0	0	0.0	0.8	1.0	1.3
		DWP General Dentist	1 in 60 miles and 60 mins	29,658	100.0	0	0.0	0.8	1.0	1.3
		DWP General Dentist	1 in 90 miles and 90 mins	29,658	100.0	0	0.0	0.8	1.0	1.3
		DWP Oral Surgeon	1 in 30 miles and 30 mins	29,647	99.9	11	0.1	3.1	3.1	4.5
		DWP Oral Surgeon	1 in 60 miles and 60 mins	29,655	99.9	3	0.1	3.1	3.1	4.5
		DWP Oral Surgeon	1 in 90 miles and 90 mins	29,657	99.9	1	0.1	3.1	3.1	4.5
		DWP Endodontist	1 in 30 miles and 30 mins	29,643	99.9	15	0.1	4.2	4.2	7.3
		DWP Endodontist	1 in 60 miles and 60 mins	29,645	99.9	13	0.1	4.2	4.2	7.3
		DWP Endodontist	1 in 90 miles and 90 mins	29,650	99.9	8	0.1	4.2	4.2	7.3
		DWP Orthodontist	1 in 30 miles and 30 mins	29,651	99.9	7	0.1	3.0	3.6	4.7
		DWP Orthodontist	1 in 60 miles and 60 mins	29,655	99.9	3	0.1	3.0	3.6	4.7
		DWP Orthodontist	1 in 90 miles and 90 mins	29,658	100.0	0	0.0	3.0	3.6	4.7
		DWP Periodontist	1 in 30 miles and 30 mins	3	0.1	29,655	99.9	74.1	77.1	96.5
		DWP Periodontist	1 in 60 miles and 60 mins	5	0.1	29,653	99.9	74.1	77.1	96.5
		DWP Periodontist	1 in 90 miles and 90 mins	8,655	29.2	21,003	70.8	74.1	77.1	96.5