

Network Access Analysis

***DWP Kids
Delta Dental of Iowa***

July 26, 2022

Contents

Report Contents

Access Overview 30 Miles	3
<i>DWP Kids Members: DWP Kids All Providers, DWP Kids Members: DWP Kids General Dentist, DWP Kids Members: DWP Kids Oral Surgeon, DWP Kids Members: DWP Kids Endodontist, DWP Kids Members: DWP Kids Orthodontist, DWP Kids Members: DWP Kids Periodontist, DWP Kids Members: DWP Kids Prosthodontist</i>	
Access Overview 60 Miles	10
<i>DWP Kids Members: DWP Kids All Providers, DWP Kids Members: DWP Kids General Dentist, DWP Kids Members: DWP Kids Oral Surgeon, DWP Kids Members: DWP Kids Endodontist, DWP Kids Members: DWP Kids Orthodontist, DWP Kids Members: DWP Kids Periodontist, DWP Kids Members: DWP Kids Prosthodontist</i>	
Access Overview 90 Miles	17
<i>DWP Kids Members: DWP Kids All Providers, DWP Kids Members: DWP Kids General Dentist, DWP Kids Members: DWP Kids Oral Surgeon, DWP Kids Members: DWP Kids Endodontist, DWP Kids Members: DWP Kids Orthodontist, DWP Kids Members: DWP Kids Periodontist, DWP Kids Members: DWP Kids Prosthodontist</i>	
DWP Kids General Dentist Access Map	24
DWP Kids Oral Surgeon Access Map	25
DWP Kids Endodontist Access Map	26
DWP Kids Periodontist Access Map	27
DWP Kids Prosthodontist Access Map	28
DWP Kids Orthodontist Access Map	29
Access Summary By State	30
<i>DWP Kids Members: DWP Kids General Dentist, DWP Kids Members: DWP Kids General Dentist, DWP Kids Members: DWP Kids General Dentist, DWP Kids Members: DWP Kids Oral Surgeon, DWP Kids Members: DWP Kids Oral Surgeon, DWP Kids Members: DWP Kids Oral Surgeon, DWP Kids Members: DWP Kids Endodontist, DWP Kids Members: DWP Kids Endodontist, DWP Kids Members: DWP Kids Endodontist, DWP Kids Members: DWP Kids Periodontist, DWP Kids Members: DWP Kids Periodontist, DWP Kids Members: DWP Kids Periodontist, DWP Kids Members: DWP Kids Prosthodontist, DWP Kids Members: DWP Kids Prosthodontist, DWP Kids Members: DWP Kids Prosthodontist, DWP Kids Members: DWP Kids Orthodontist, DWP Kids Members: DWP Kids Orthodontist, DWP Kids Members: DWP Kids Orthodontist, DWP Kids Members: DWP Kids All Providers</i>	
Access Summary By City	31
<i>DWP Kids Members: DWP Kids General Dentist, DWP Kids Members: DWP Kids General Dentist, DWP Kids Members: DWP Kids General Dentist, DWP Kids Members: DWP Kids Oral Surgeon, DWP Kids Members: DWP Kids Oral Surgeon, DWP Kids Members: DWP Kids Oral Surgeon, DWP Kids Members: DWP Kids Endodontist, DWP Kids Members: DWP Kids Endodontist, DWP Kids Members: DWP Kids Endodontist, DWP Kids Members: DWP Kids Periodontist, DWP Kids Members: DWP Kids Periodontist, DWP Kids Members: DWP Kids Periodontist, DWP Kids Members: DWP Kids Prosthodontist, DWP Kids Members: DWP Kids Prosthodontist, DWP Kids Members: DWP Kids Prosthodontist, DWP Kids Members: DWP Kids Orthodontist, DWP Kids Members: DWP Kids Orthodontist, DWP Kids Members: DWP Kids Orthodontist, DWP Kids Members: DWP Kids All Providers</i>	

Access Overview 30 Miles All Providers

July 26, 2022

Access Analysis

DWP Kids Network

Member / Provider Groups

DWP Kids Members

DWP Kids All Providers


Comparison Graph

Percent of members with access to a choice of providers over miles

- 1st closest
- 2nd closest

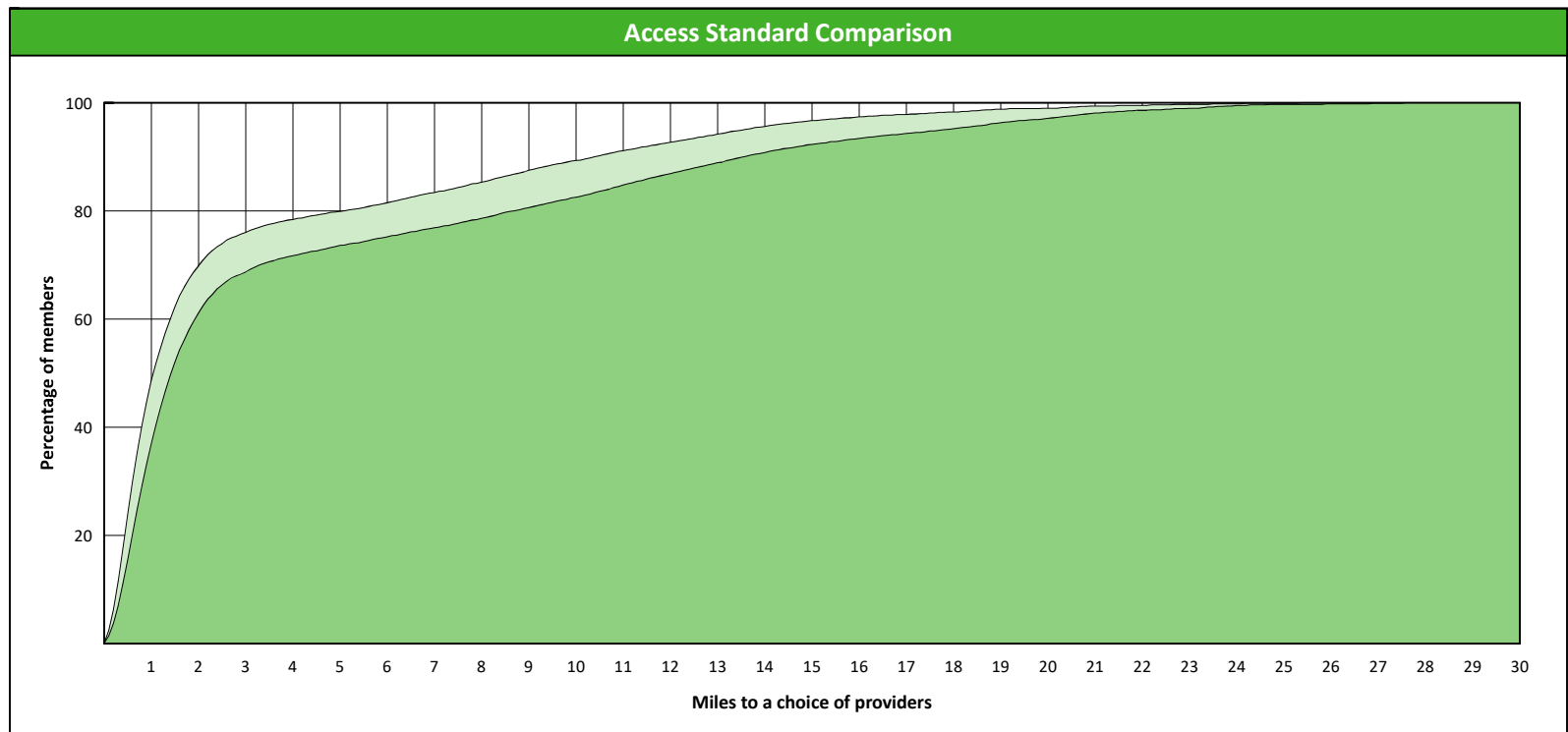
¹ The Access Standard is defined as (DWP Kids Members) members accessing:

1 (DWP Kids All Providers) provider in 30 miles and 30 minutes



Distances/Times

		Average
Distance/Time to 1st closest provider		3.1 miles 3.5 mins
Distance/Time to 2nd closest provider		4.3 miles 4.8 mins



Access Overview 30 Miles General Dentist

July 26, 2022

Access Analysis

DWP Kids Network

Member / Provider Groups

DWP Kids Members

DWP Kids General Dentist


Comparison Graph

Percent of members with access to a choice of providers over miles

- 1st closest
- 2nd closest

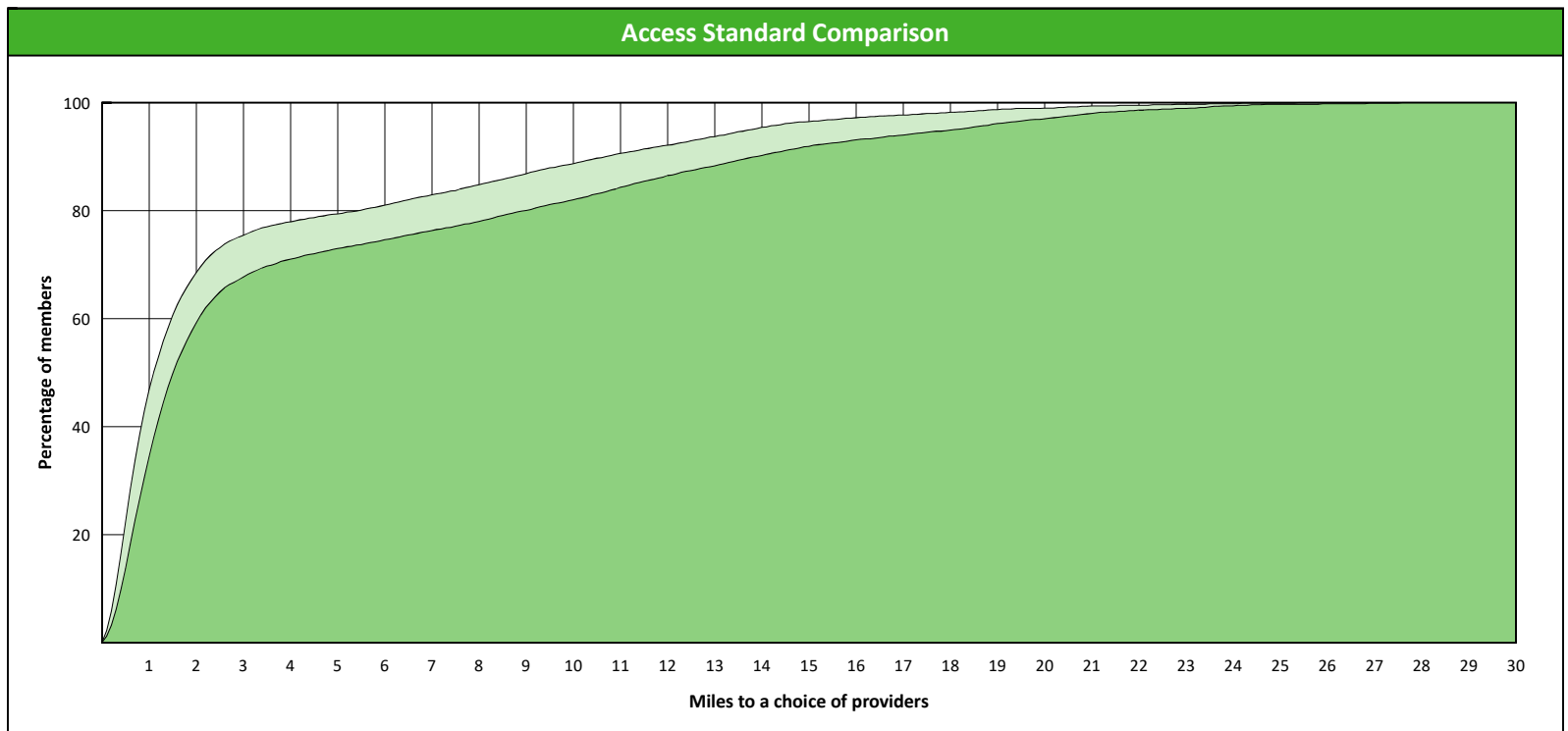
¹ The Access Standard is defined as (DWP Kids Members) members accessing:

1 (DWP Kids General Dentist) provider in 30 miles and 30 minutes



Distances/Times

	Average
Distance/Time to 1st closest provider	3.2 miles 3.6 mins
Distance/Time to 2nd closest provider	4.5 miles 5.0 mins



Access Overview 30 Miles Oral Surgeon

July 26, 2022

Access Analysis

DWP Kids Network

Member / Provider Groups

DWP Kids Members

DWP Kids Oral Surgeon


Comparison Graph

Percent of members with access to a choice of providers over miles

- 1st closest
- 2nd closest

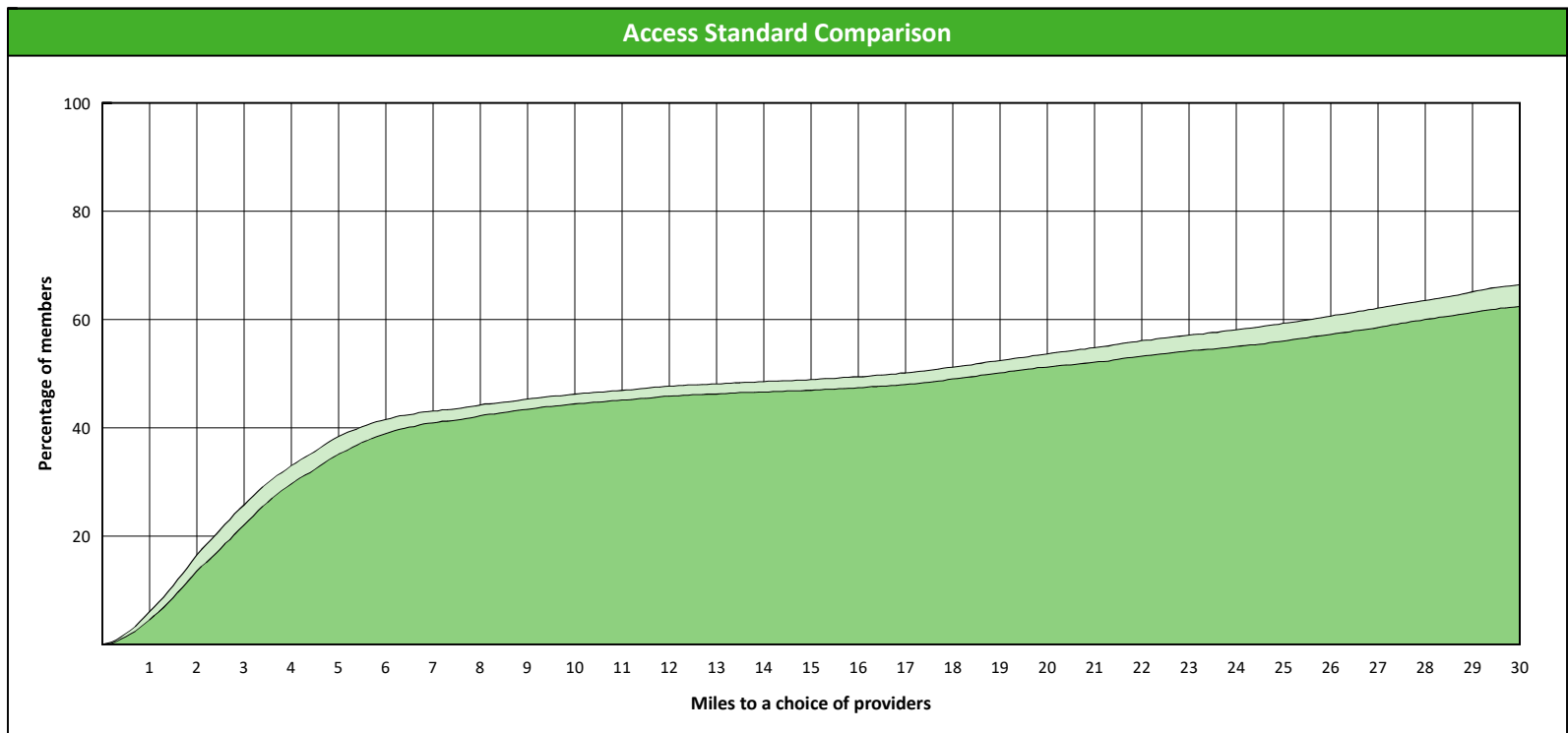
¹ The Access Standard is defined as (DWP Kids Members) members accessing:

- 1 (DWP Kids Oral Surgeon) provider in 30 miles and 30 minutes



Distances/Times

	Average
Distance/Time to 1st closest provider	21.5 miles 24.6 mins
Distance/Time to 2nd closest provider	24.7 miles 29.0 mins



Access Overview 30 Miles Endodontist

July 26, 2022

Access Analysis

DWP Kids Network

Member / Provider Groups

DWP Kids Members

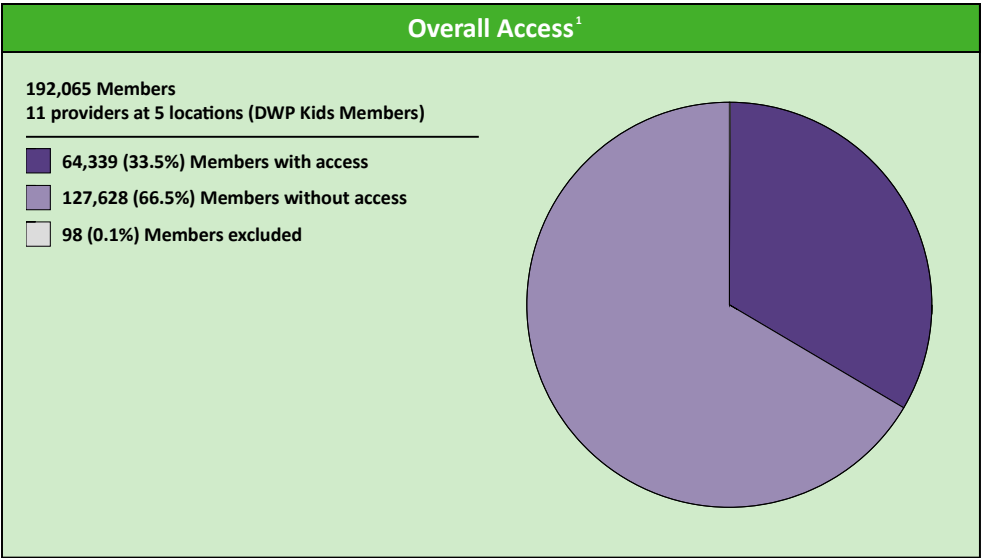
DWP Kids Endodontist

Comparison Graph

Percent of members with access to a choice of providers over miles

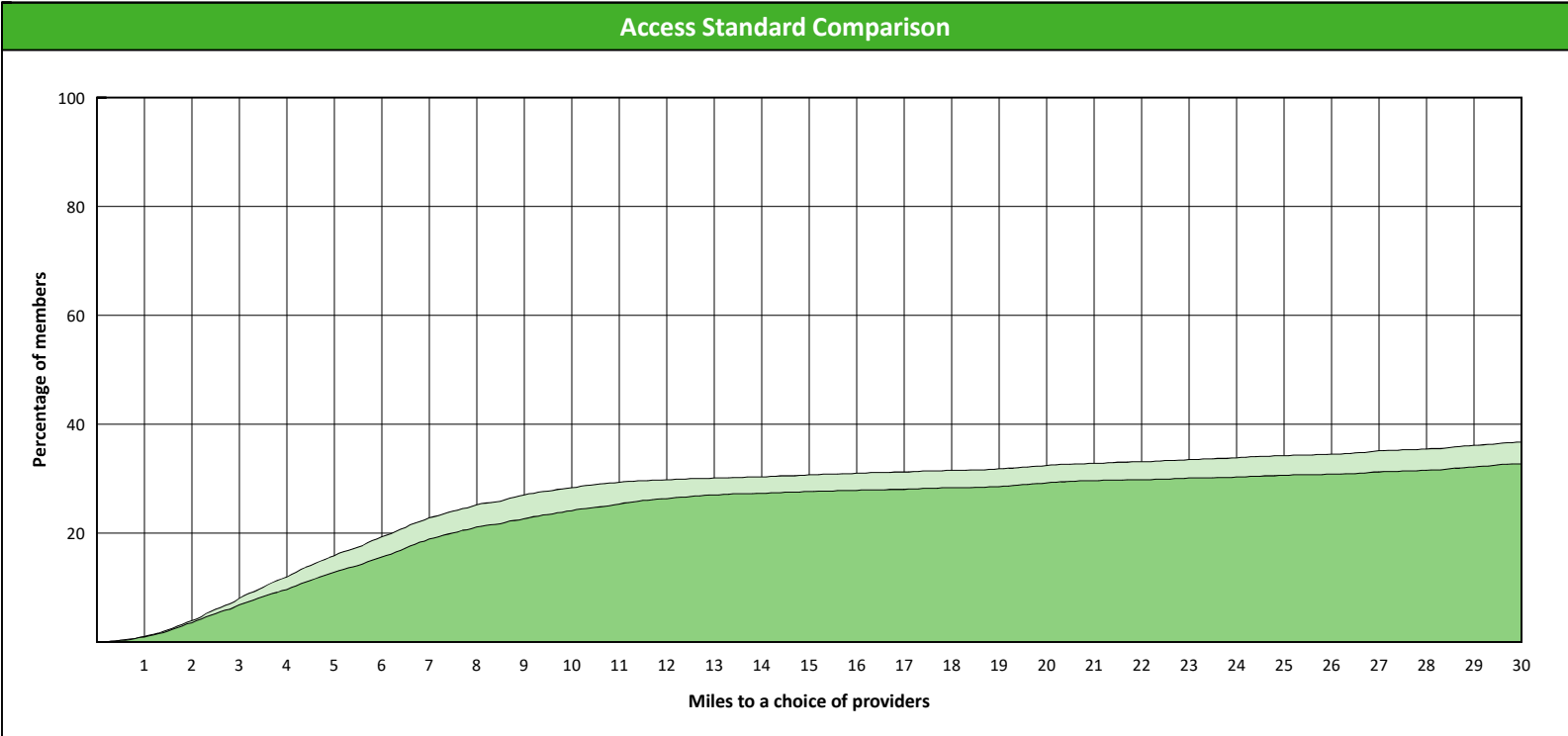
- 1st closest
- 2nd closest

¹ The Access Standard is defined as (DWP Kids Members) members accessing:
1 (DWP Kids Endodontist) provider in 30 miles and 30 minutes



Distances/Times

	Average
Distance/Time to 1st closest provider	47.4 miles 63.5 mins
Distance/Time to 2nd closest provider	57.0 miles 75.6 mins



Access Overview 30 Miles Orthodontist

July 26, 2022

Access Analysis

DWP Kids Network

Member / Provider Groups

DWP Kids Members

DWP Kids Orthodontist

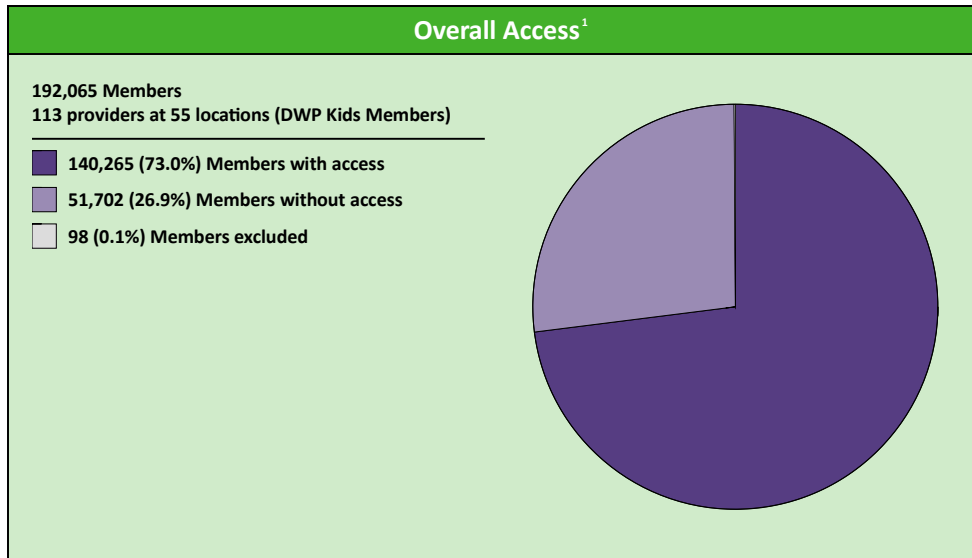
Comparison Graph

Percent of members with access to a choice of providers over miles

- 1st closest
- 2nd closest

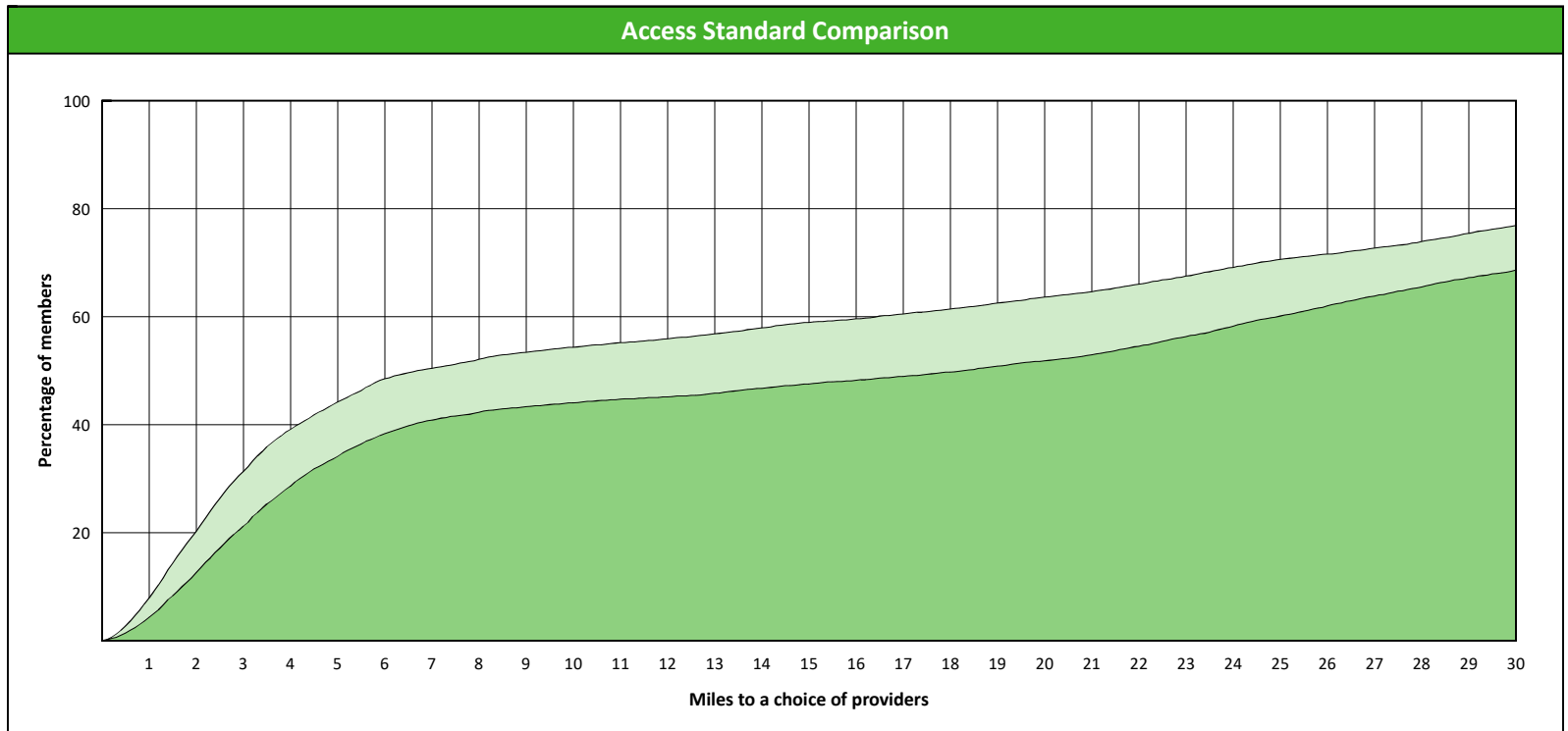
¹ The Access Standard is defined as (DWP Kids Members) members accessing:

- 1 (DWP Kids Orthodontist) provider in 30 miles and 30 minutes



Distances/Times

	Average
Distance/Time to 1st closest provider	17.1 miles 19.1 mins
Distance/Time to 2nd closest provider	21.6 miles 24.6 mins



Access Overview 30 Miles Periodontist

July 26, 2022

Access Analysis

DWP Kids Network

Member / Provider Groups

DWP Kids Members

DWP Kids Periodontist


Comparison Graph

Percent of members with access to a choice of providers over miles

- 1st closest
- 2nd closest

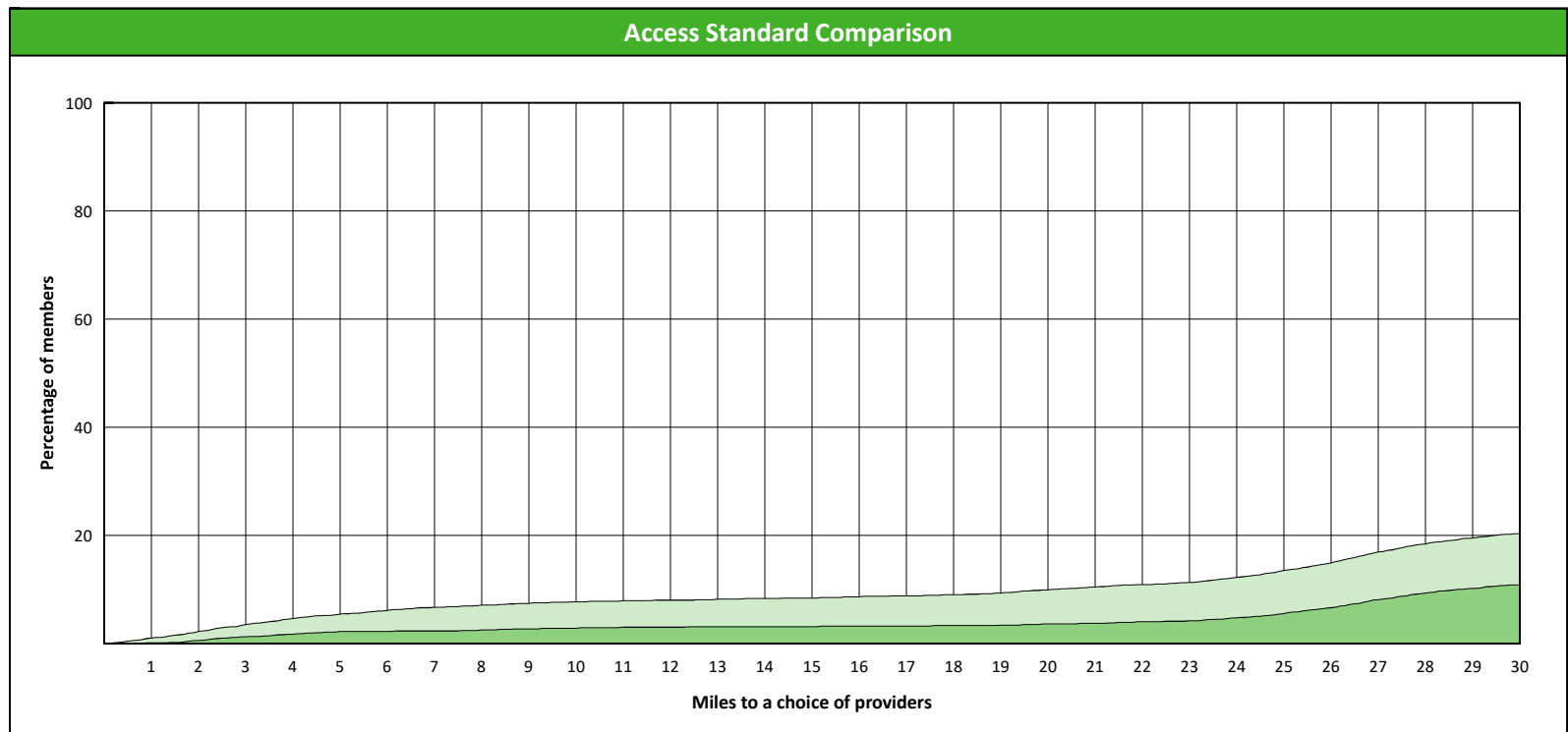
¹ The Access Standard is defined as (DWP Kids Members) members accessing:

1 (DWP Kids Periodontist) provider in 30 miles and 30 minutes



Distances/Times

	Average
Distance/Time to 1st closest provider	57.9 miles 74.3 mins
Distance/Time to 2nd closest provider	68.4 miles 87.6 mins



Access Overview 30 Miles Prosthodontist

July 26, 2022

Access Analysis

DWP Kids Network

Member / Provider Groups

DWP Kids Members

DWP Kids Prosthodontist


Comparison Graph

Percent of members with access to a choice of providers over miles

- 1st closest
- 2nd closest

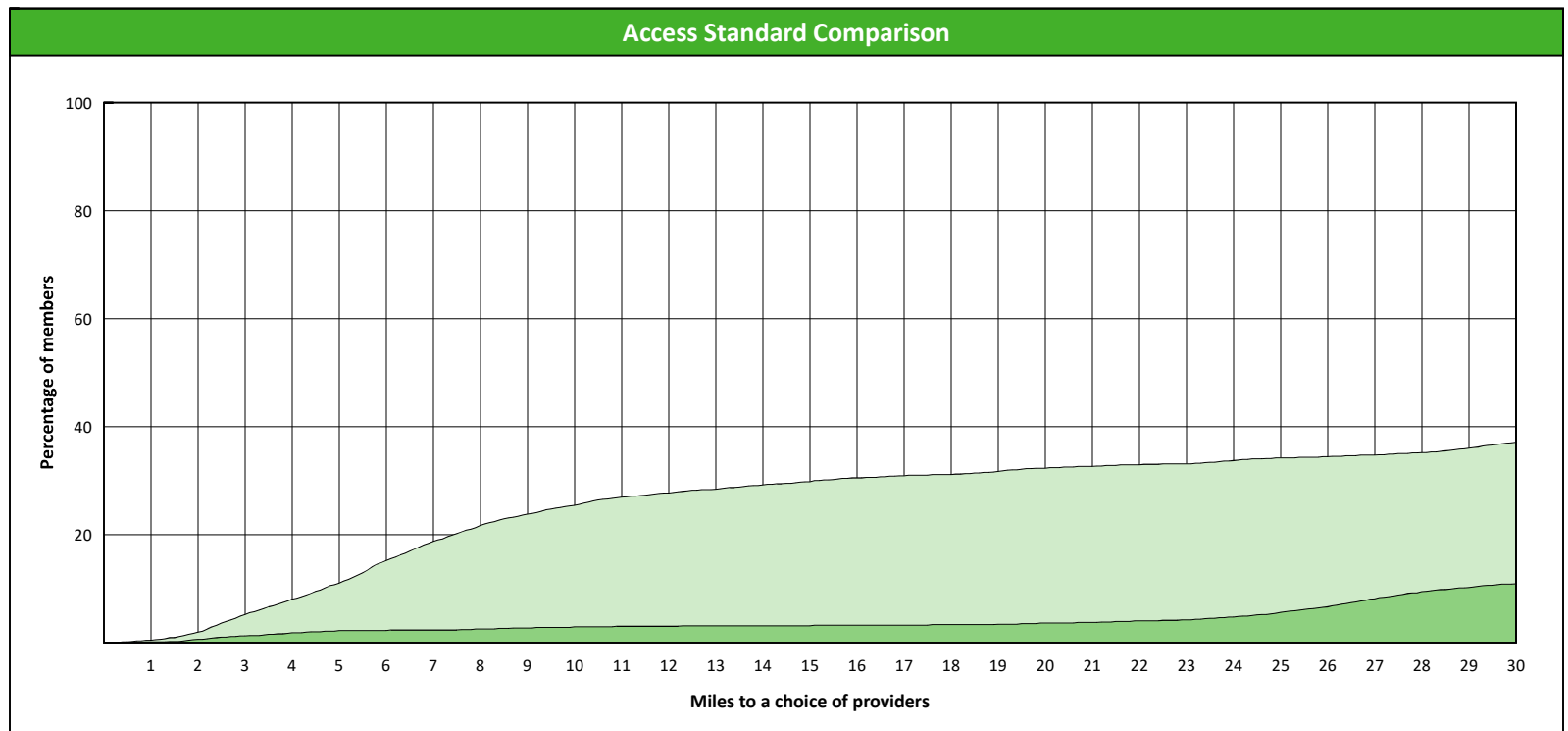
¹ The Access Standard is defined as (DWP Kids Members) members accessing:

1 (DWP Kids Prosthodontist) provider in 30 miles and 30 minutes



Distances/Times

	Average
Distance/Time to 1st closest provider	47.7 miles 63.1 mins
Distance/Time to 2nd closest provider	88.9 miles 119.4 mins



Access Overview 60 Miles All Providers

July 26, 2022

Access Analysis

DWP Kids Network

Member / Provider Groups

DWP Kids Members


DWP Kids All Providers

Comparison Graph

Percent of members with access to a choice of providers over miles

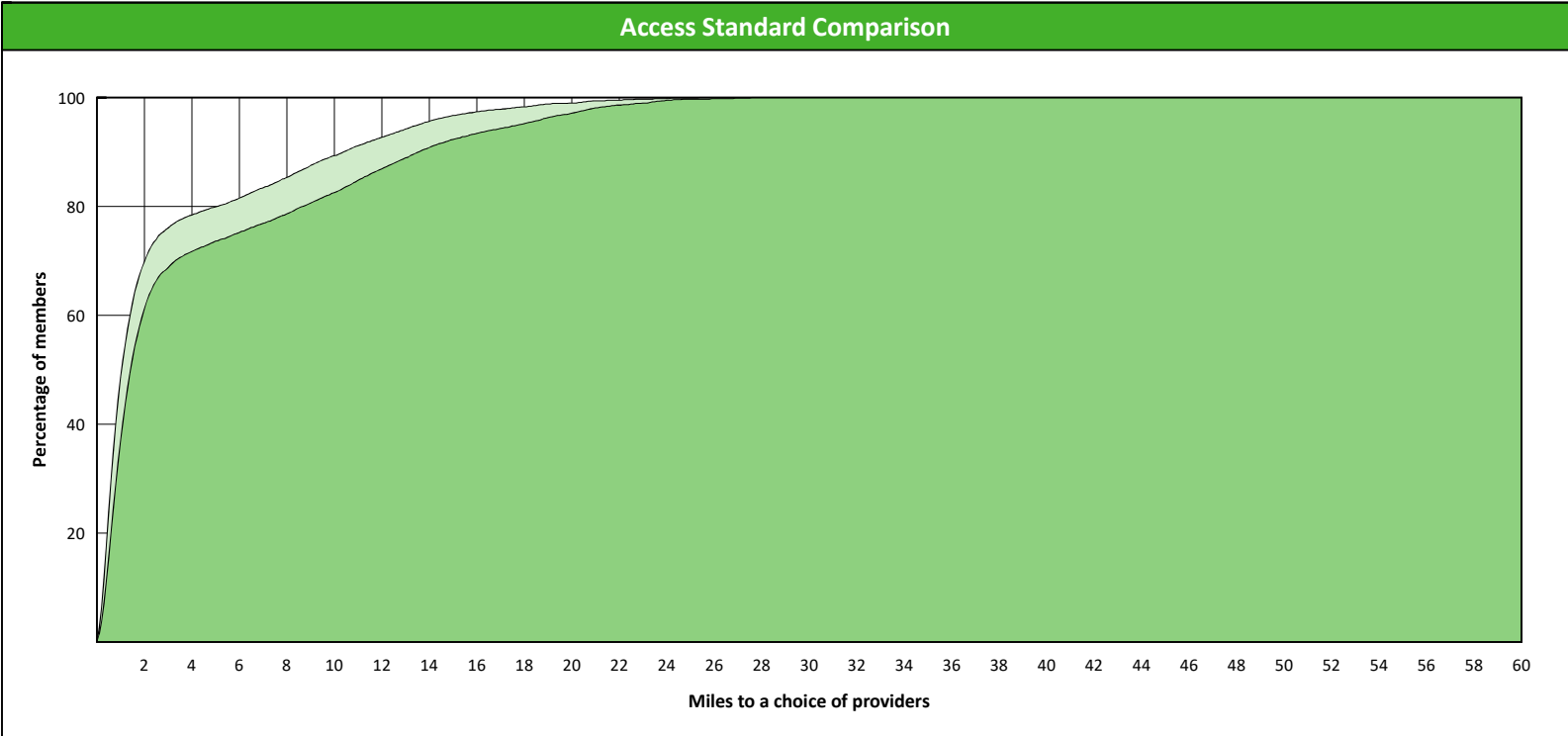
- 1st closest
- 2nd closest

¹ The Access Standard is defined as (DWP Kids Members) members accessing:
1 (DWP Kids All Providers) provider in 60 miles and 60 minutes



Distances/Times

	Average
Distance/Time to 1st closest provider	3.1 miles 3.5 mins
Distance/Time to 2nd closest provider	4.3 miles 4.8 mins



Access Overview 60 Miles General Dentist

July 26, 2022

Access Analysis

DWP Kids Network

Member / Provider Groups

DWP Kids Members

DWP Kids General Dentist


Comparison Graph

Percent of members with access to a choice of providers over miles

- 1st closest
- 2nd closest

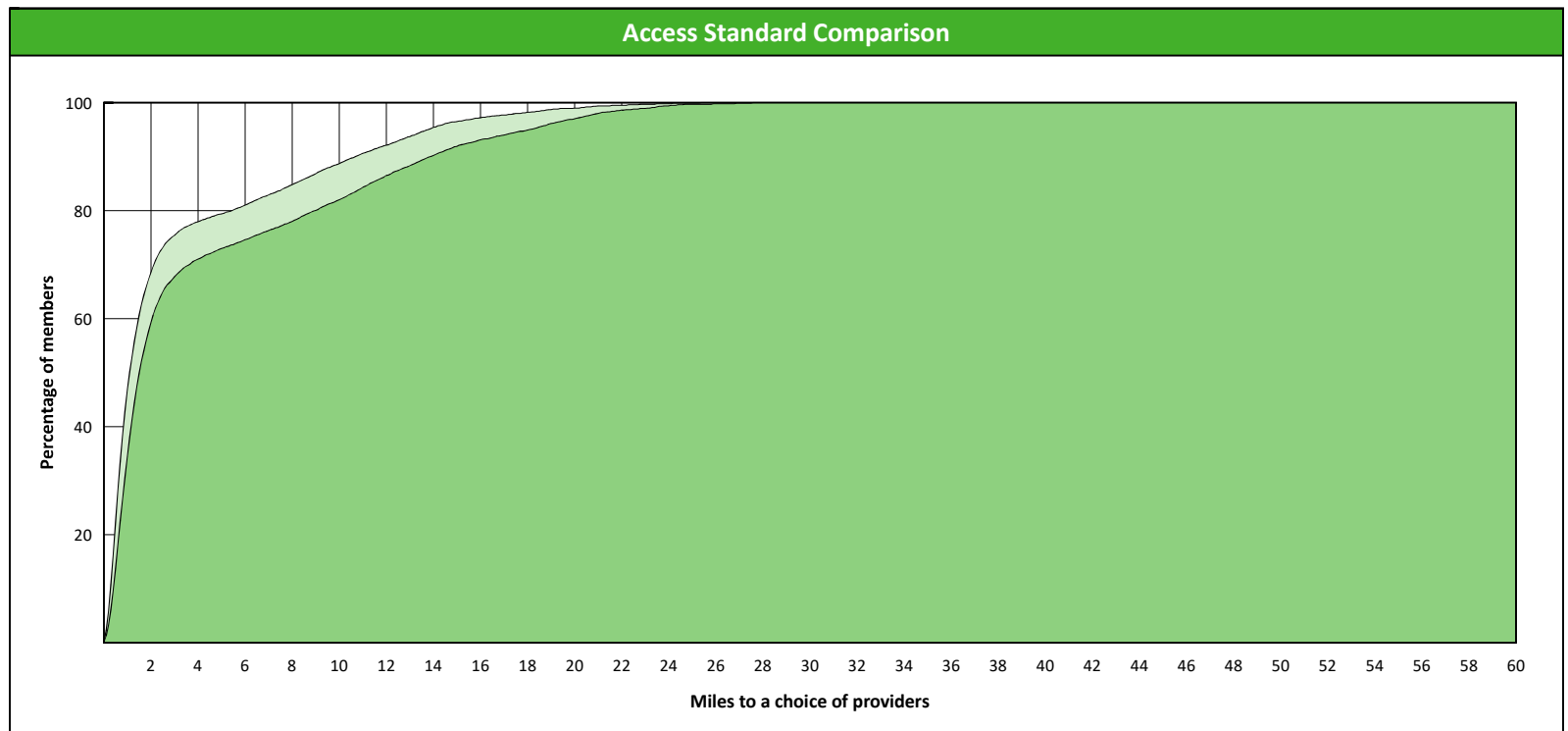
¹ The Access Standard is defined as (DWP Kids Members) members accessing:

1 (DWP Kids General Dentist) provider in 60 miles and 60 minutes



Distances/Times

	Average
Distance/Time to 1st closest provider	3.2 miles 3.6 mins
Distance/Time to 2nd closest provider	4.5 miles 5.0 mins



Access Overview 60 Miles Oral Surgeon

July 26, 2022

Access Analysis

DWP Kids Network

Member / Provider Groups

DWP Kids Members

DWP Kids Oral Surgeon

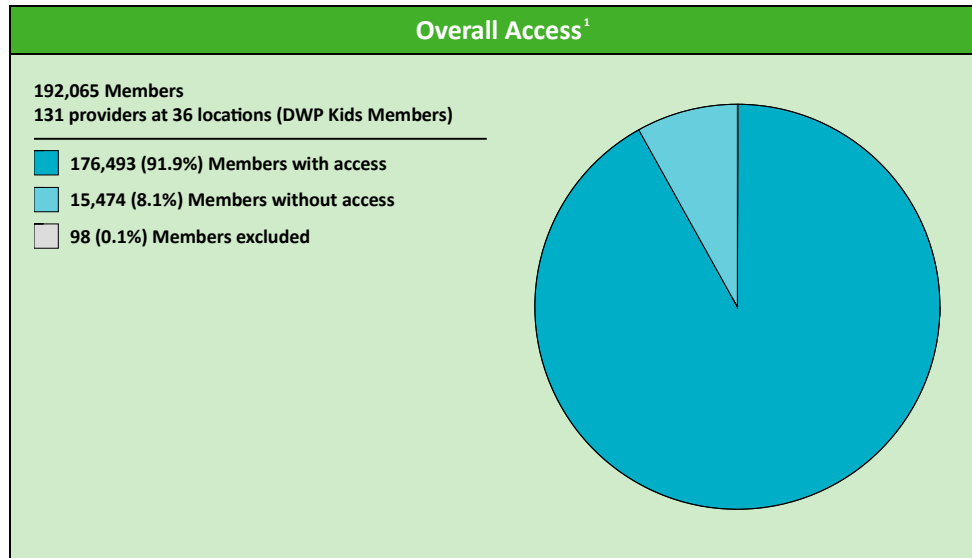
Comparison Graph

Percent of members with access to a choice of providers over miles

- 1st closest
- 2nd closest

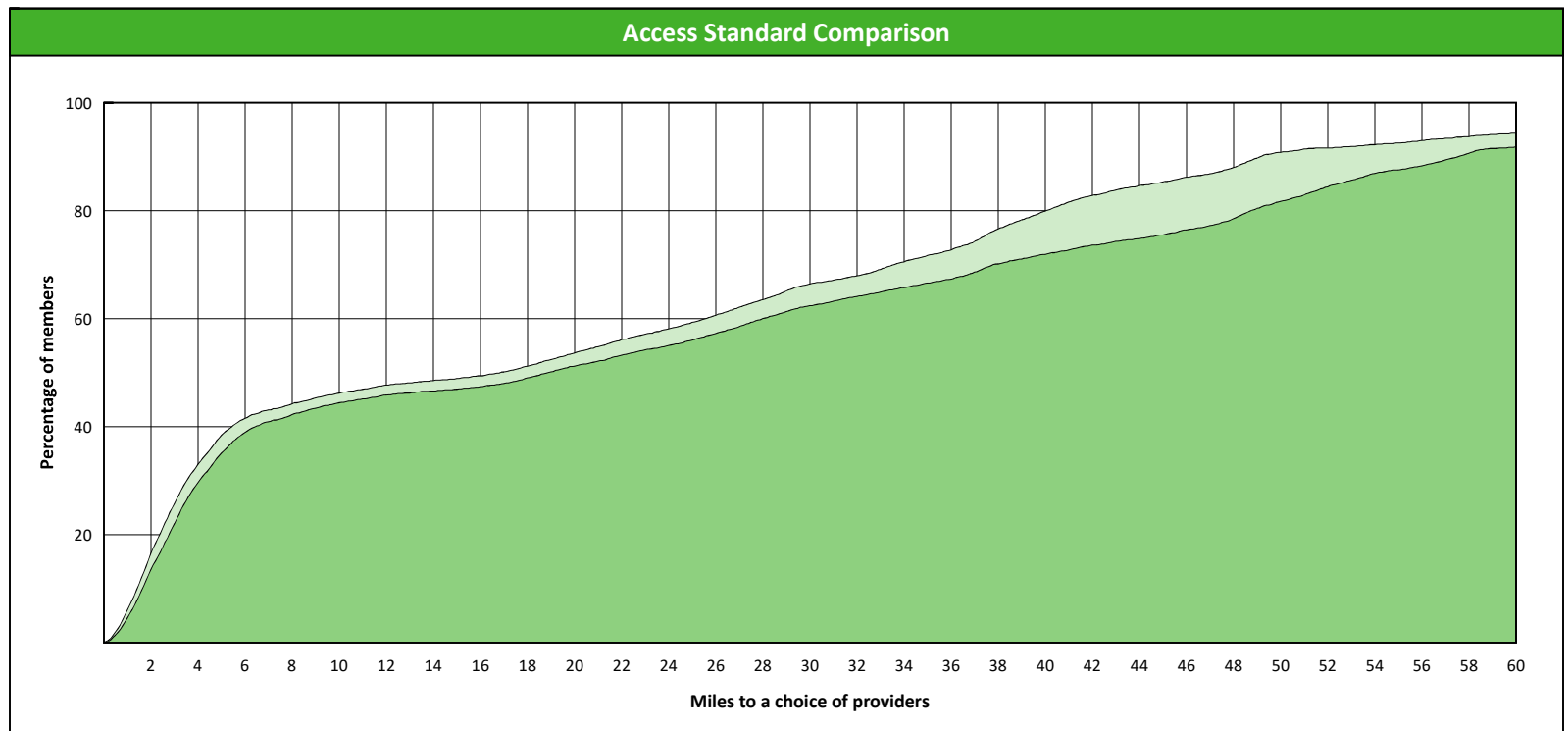
¹ The Access Standard is defined as (DWP Kids Members) members accessing:

1 (DWP Kids Oral Surgeon) provider in 60 miles and 60 minutes



Distances/Times

	Average
Distance/Time to 1st closest provider	21.5 miles 24.6 mins
Distance/Time to 2nd closest provider	24.7 miles 29.0 mins



Access Overview 60 Miles Endodontist

July 26, 2022

Access Analysis

DWP Kids Network

Member / Provider Groups

DWP Kids Members


DWP Kids Endodontist

Comparison Graph

Percent of members with access to a choice of providers over miles

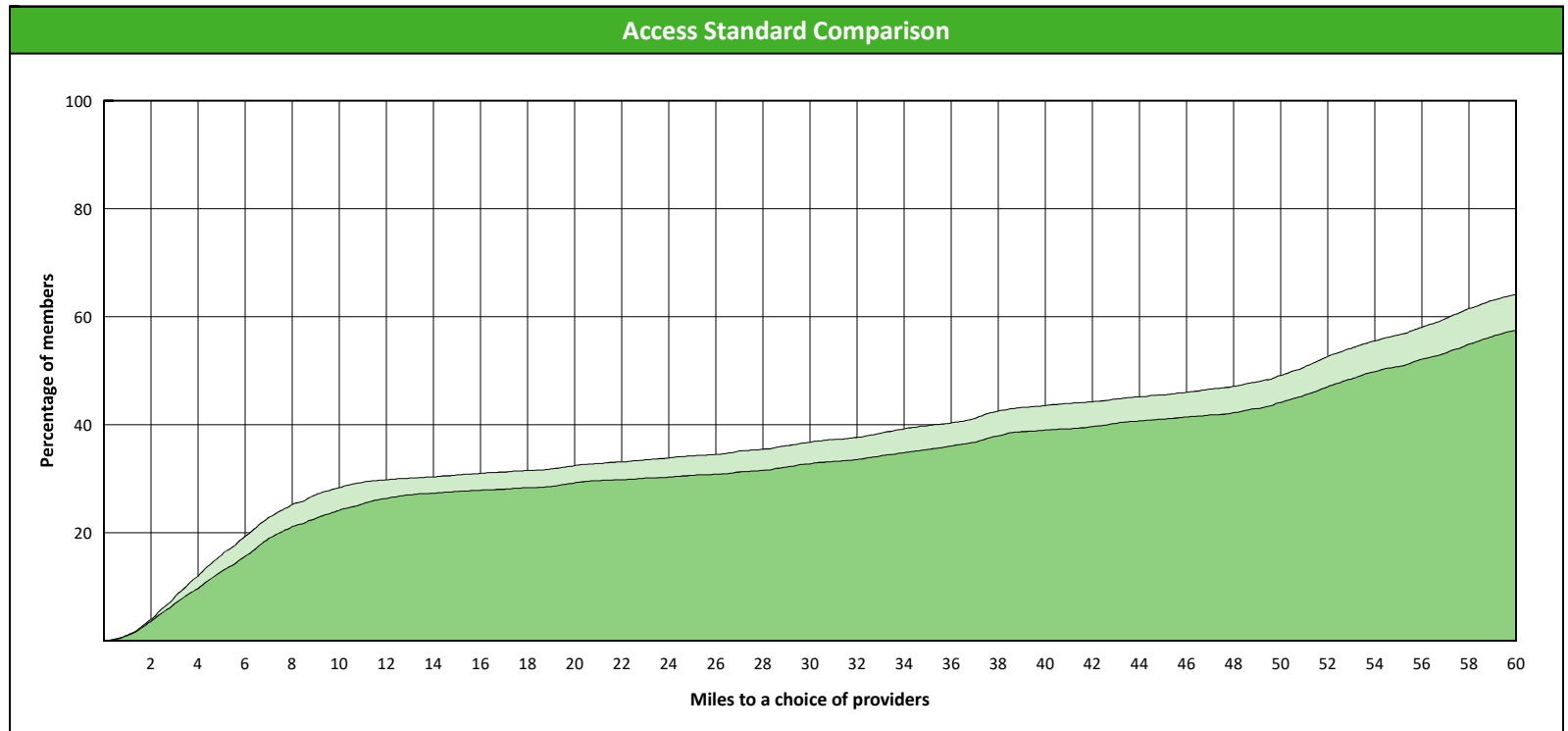
- 1st closest
- 2nd closest

¹ The Access Standard is defined as (DWP Kids Members) members accessing:
1 (DWP Kids Endodontist) provider in 60 miles and 60 minutes



Distances/Times

	Average
Distance/Time to 1st closest provider	47.4 miles 63.5 mins
Distance/Time to 2nd closest provider	57.0 miles 75.6 mins



Access Overview 60 Miles Orthodontist

July 26, 2022

Access Analysis

DWP Kids Network

Member / Provider Groups

DWP Kids Members

DWP Kids Orthodontist

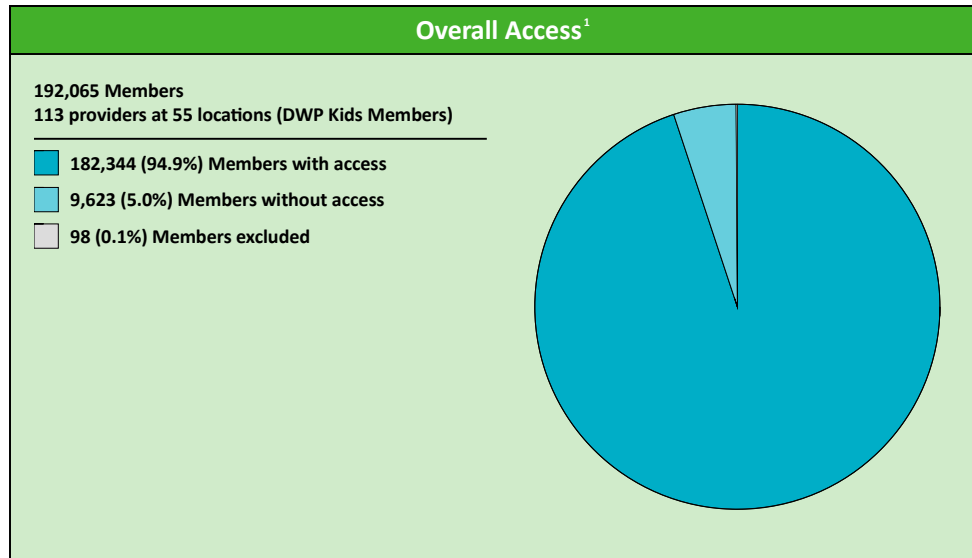
Comparison Graph

Percent of members with access to a choice of providers over miles

- 1st closest
- 2nd closest

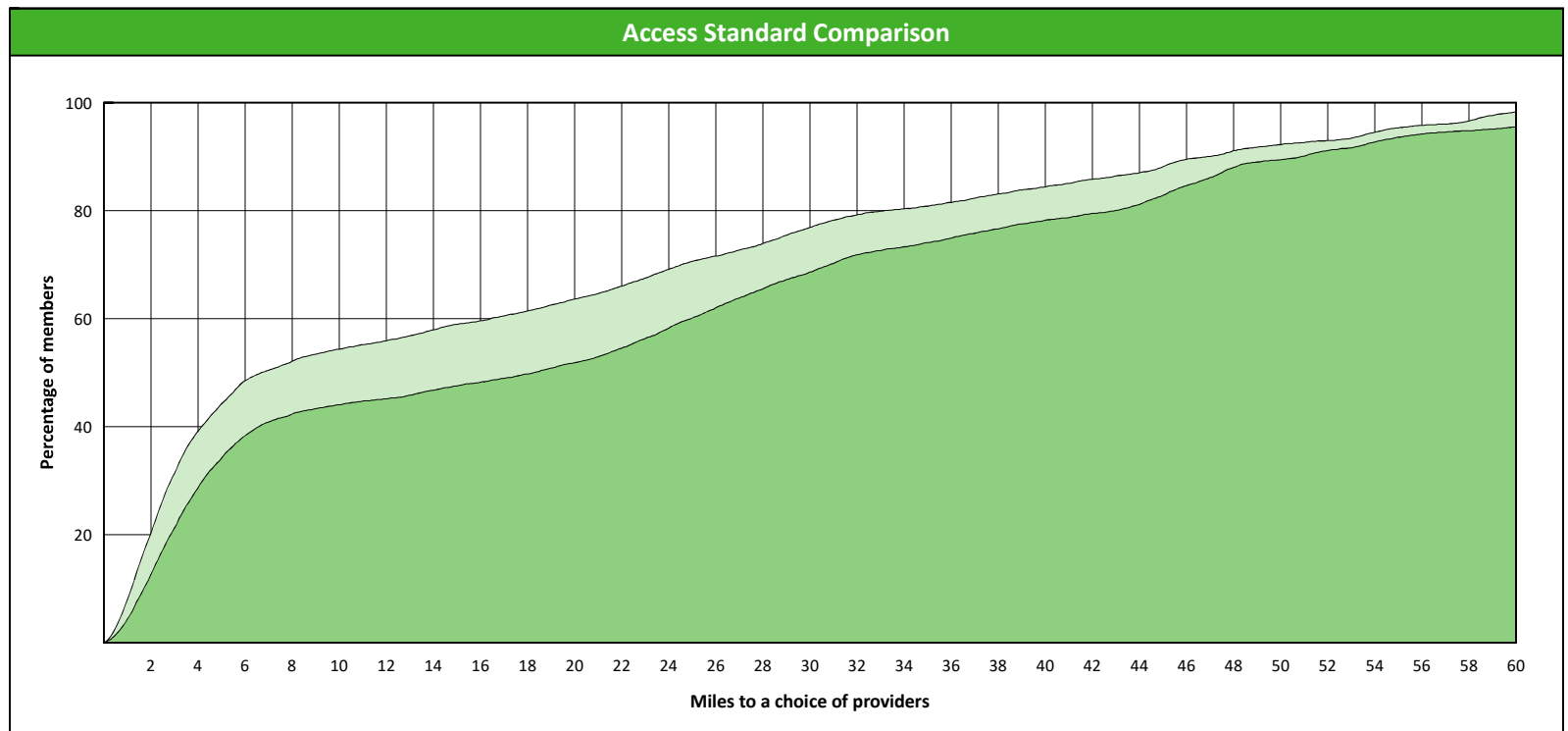
¹ The Access Standard is defined as (DWP Kids Members) members accessing:

1 (DWP Kids Orthodontist) provider in 60 miles and 60 minutes



Distances/Times

	Average
Distance/Time to 1st closest provider	17.1 miles 19.1 mins
Distance/Time to 2nd closest provider	21.6 miles 24.6 mins



Access Overview 60 Miles Periodontist

July 26, 2022

Access Analysis

DWP Kids Network

Member / Provider Groups

DWP Kids Members

DWP Kids Periodontist


Comparison Graph

Percent of members with access to a choice of providers over miles

- 1st closest
- 2nd closest

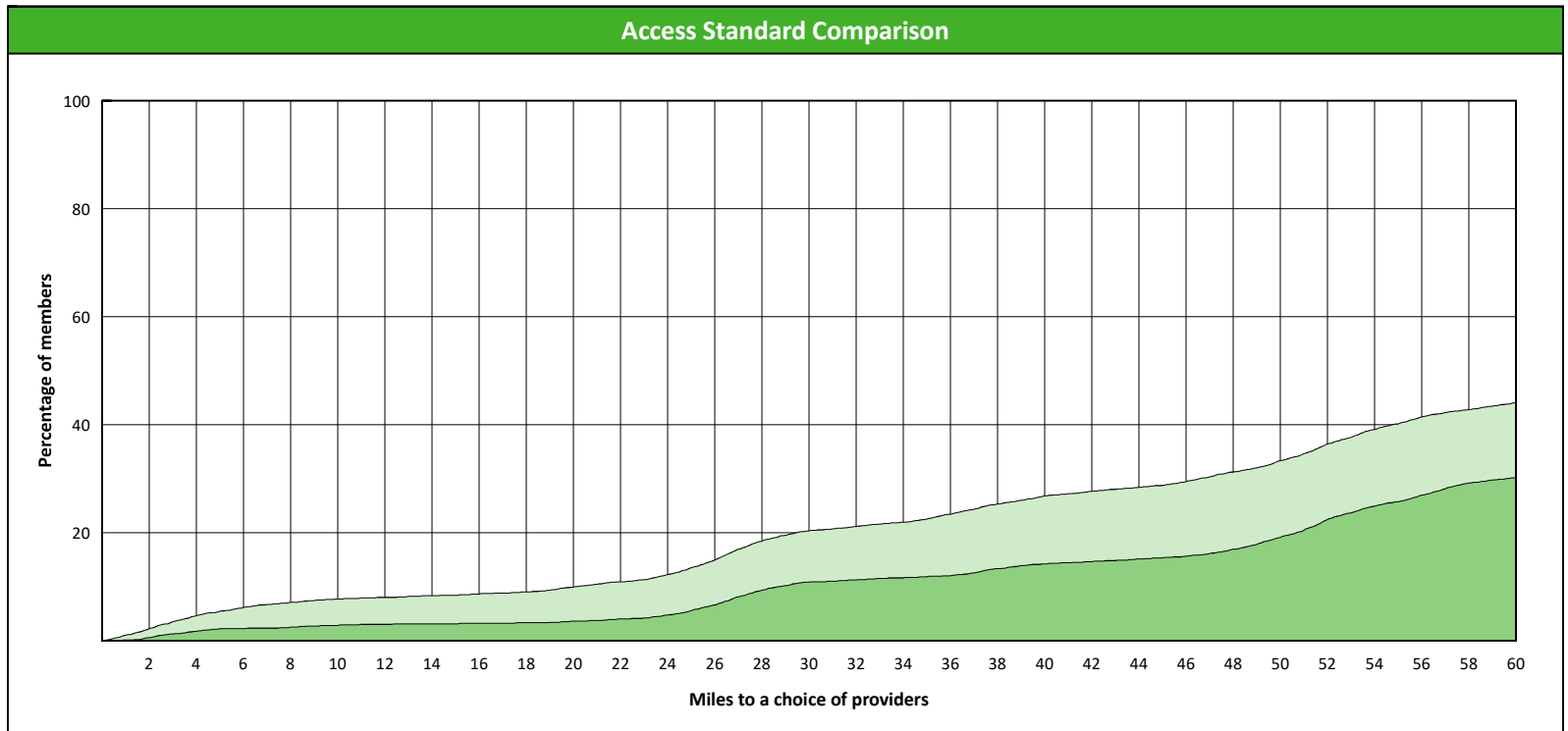
¹ The Access Standard is defined as (DWP Kids Members) members accessing:

1 (DWP Kids Periodontist) provider in 60 miles and 60 minutes



Distances/Times

	Average
Distance/Time to 1st closest provider	57.9 miles 74.3 mins
Distance/Time to 2nd closest provider	68.4 miles 87.6 mins



Access Overview 60 Miles Prosthodontist

July 26, 2022

Access Analysis

DWP Kids Network

Member / Provider Groups

DWP Kids Members

DWP Kids Prosthodontist


Comparison Graph

Percent of members with access to a choice of providers over miles

- 1st closest
- 2nd closest

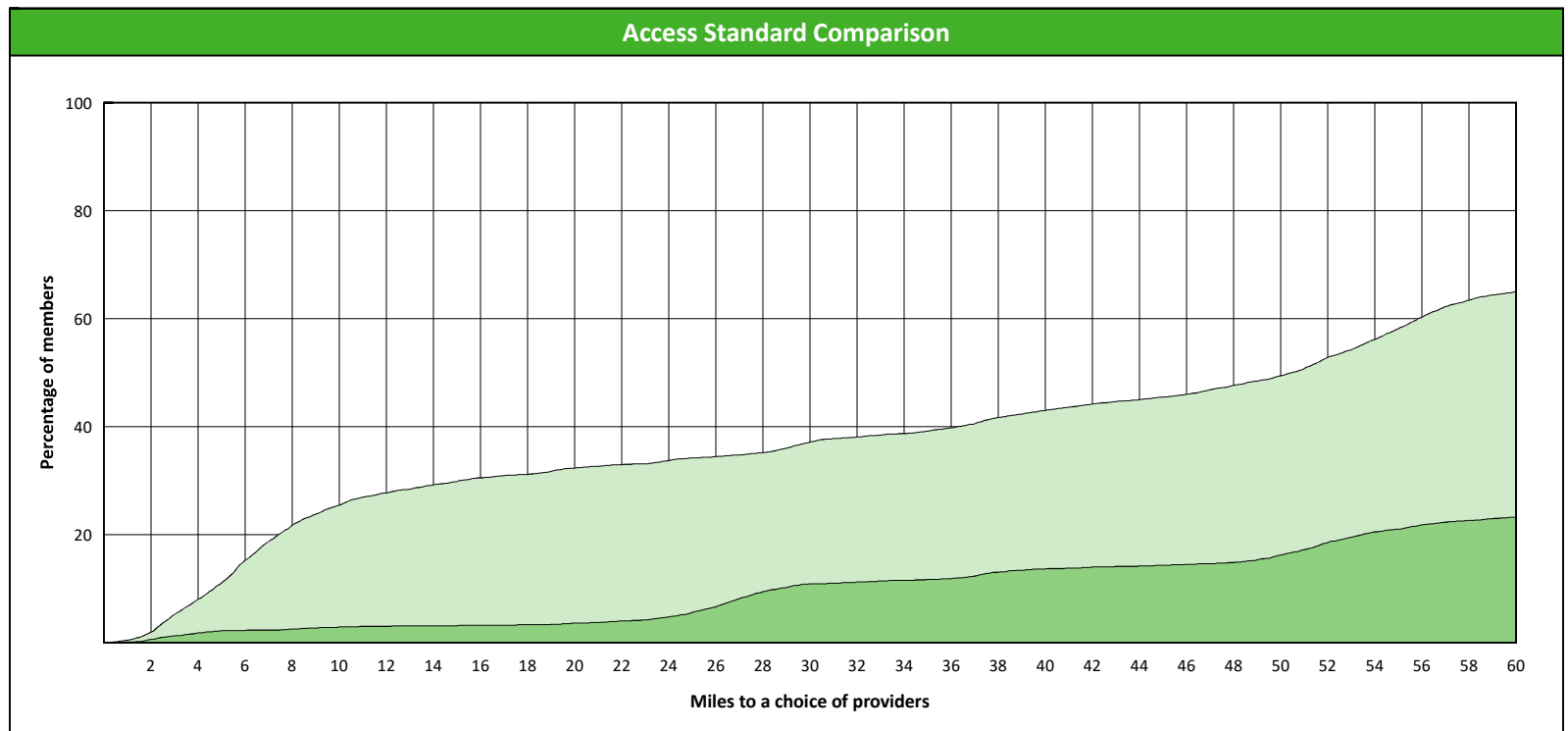
¹ The Access Standard is defined as (DWP Kids Members) members accessing:

1 (DWP Kids Prosthodontist) provider in 60 miles and 60 minutes



Distances/Times

	Average
Distance/Time to 1st closest provider	47.7 miles 63.1 mins
Distance/Time to 2nd closest provider	88.9 miles 119.4 mins



Access Overview 90 Miles All Providers

July 26, 2022

Access Analysis

DWP Kids Network

Member / Provider Groups

DWP Kids Members


DWP Kids All Providers

Comparison Graph

Percent of members with access to a choice of providers over miles

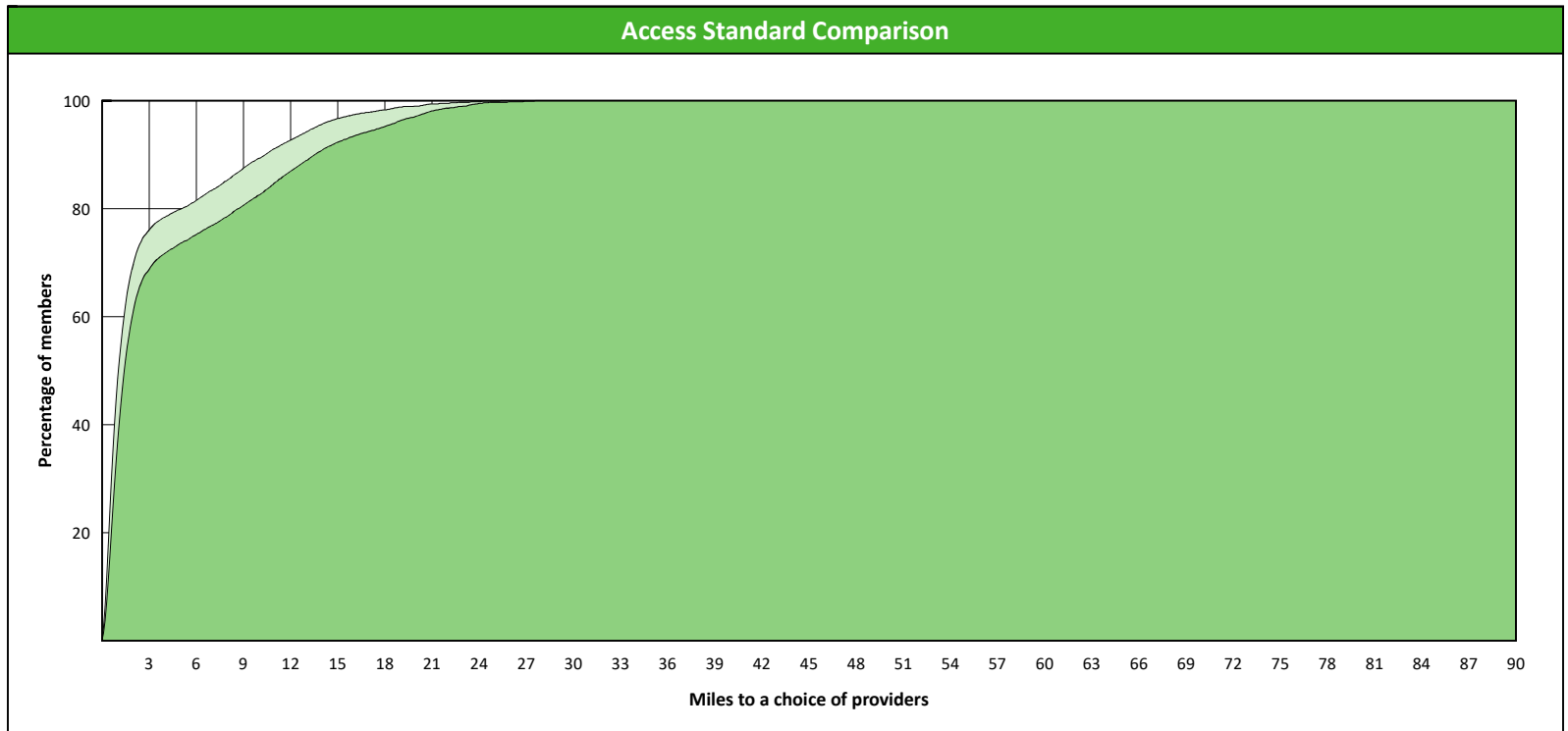
- 1st closest
- 2nd closest

¹ The Access Standard is defined as (DWP Kids Members) members accessing:
1 (DWP Kids All Providers) provider in 90 miles and 90 minutes



Distances/Times

	Average
Distance/Time to 1st closest provider	3.1 miles 3.5 mins
Distance/Time to 2nd closest provider	4.3 miles 4.8 mins



Access Overview 90 Miles General Dentist

July 26, 2022

Access Analysis

DWP Kids Network

Member / Provider Groups

DWP Kids Members

DWP Kids General Dentist


Comparison Graph

Percent of members with access to a choice of providers over miles

- 1st closest
- 2nd closest

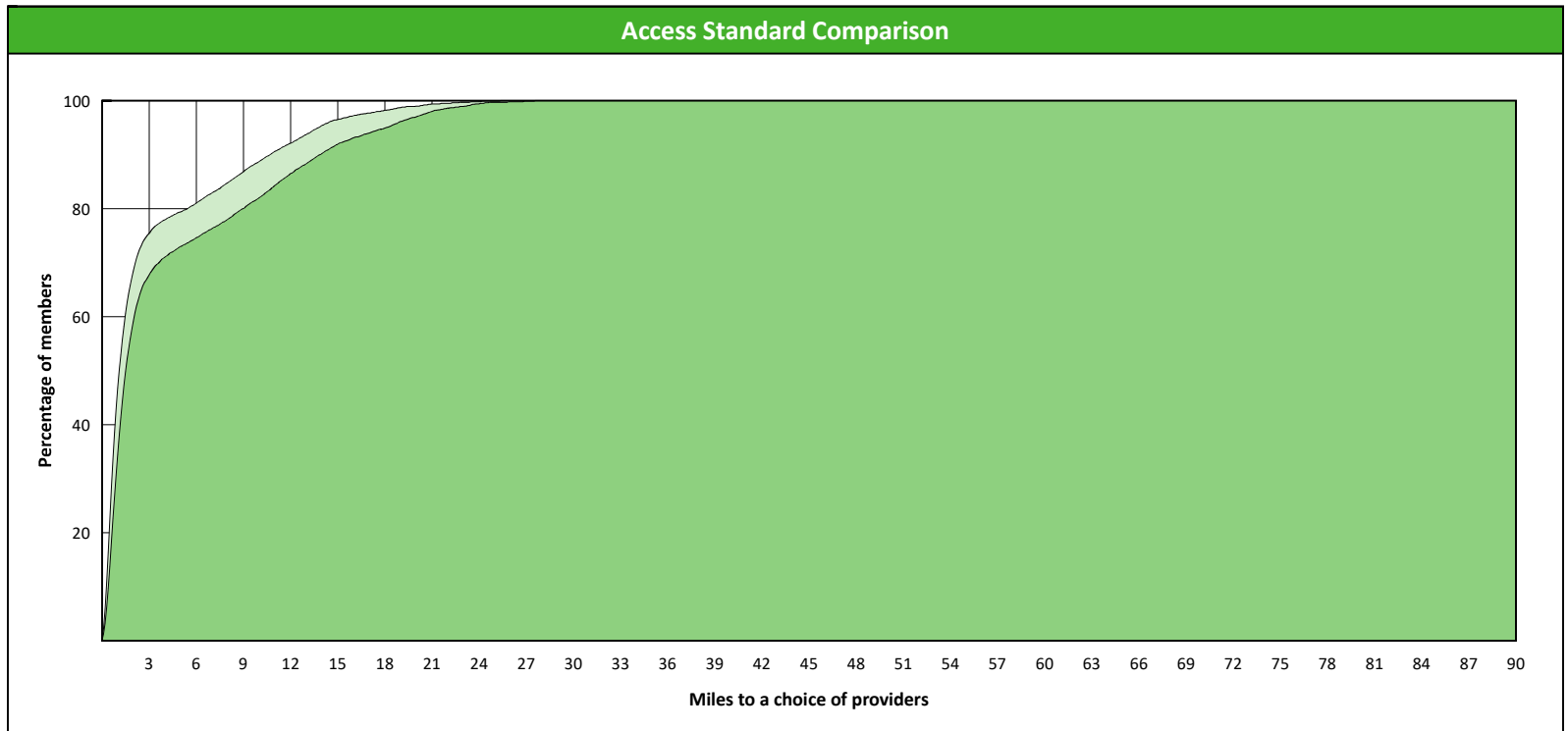
¹ The Access Standard is defined as (DWP Kids Members) members accessing:

1 (DWP Kids General Dentist) provider in 90 miles and 90 minutes



Distances/Times

	Average
Distance/Time to 1st closest provider	3.2 miles 3.6 mins
Distance/Time to 2nd closest provider	4.5 miles 5.0 mins



Access Overview 90 Miles Oral Surgeon

July 26, 2022

Access Analysis

DWP Kids Network

Member / Provider Groups

DWP Kids Members

DWP Kids Oral Surgeon

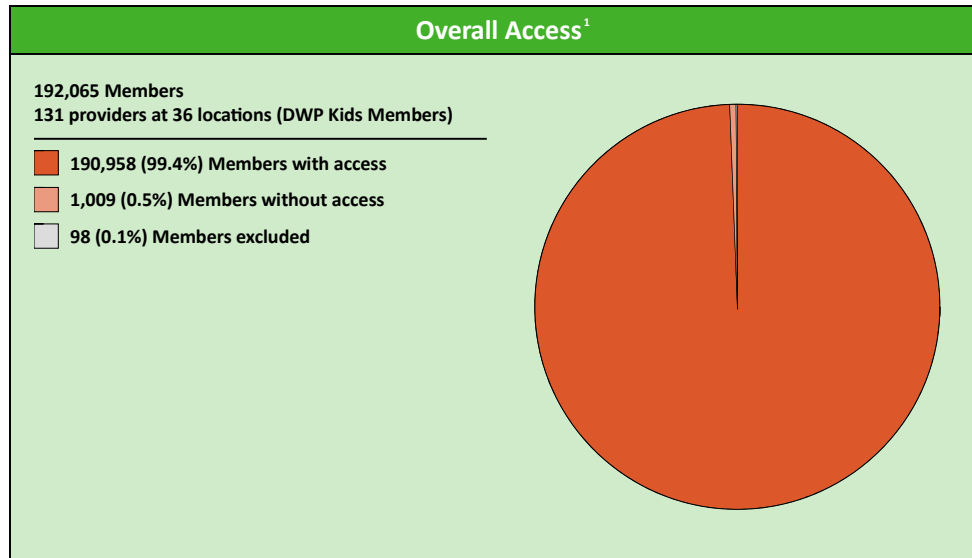
Comparison Graph

Percent of members with access to a choice of providers over miles

- 1st closest
- 2nd closest

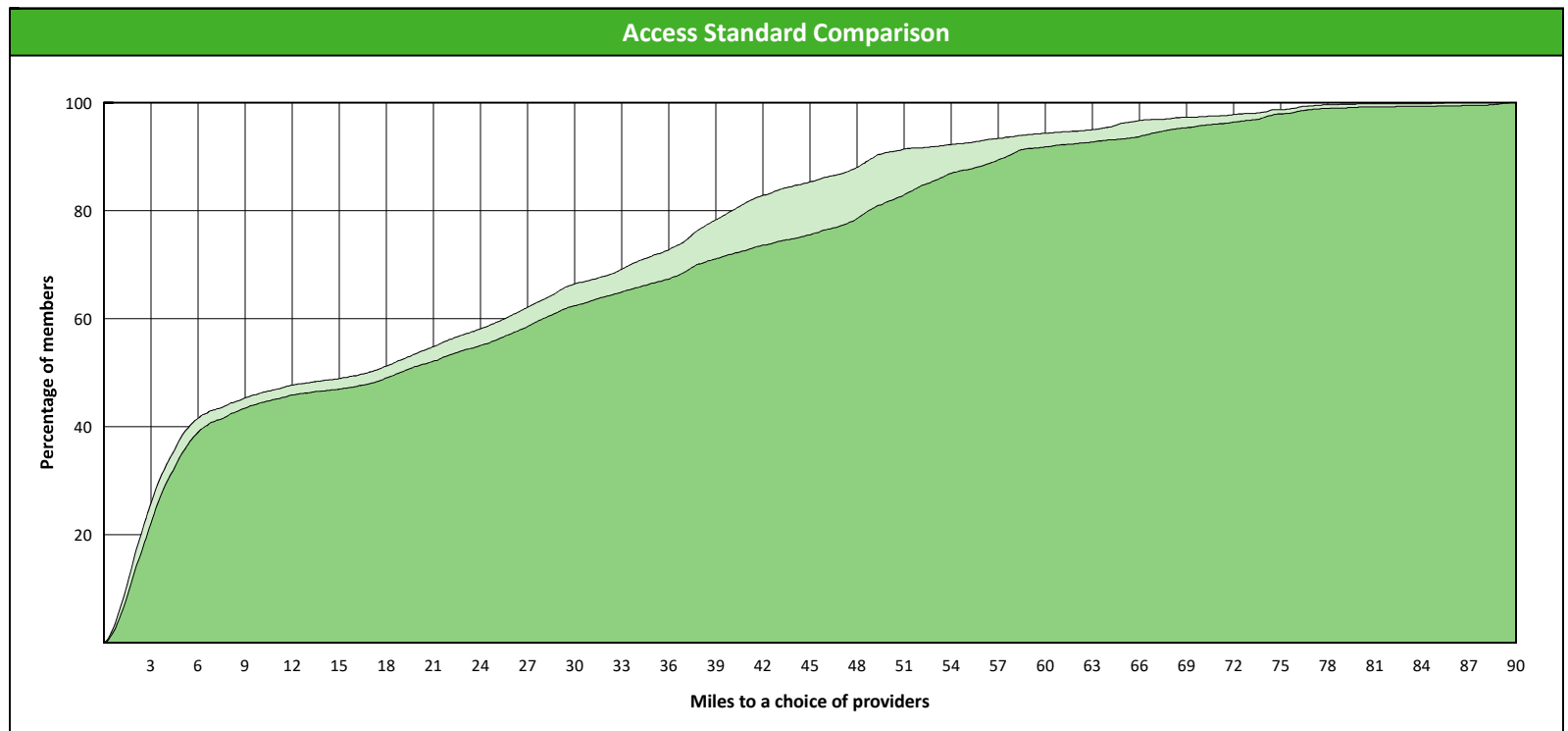
¹ The Access Standard is defined as (DWP Kids Members) members accessing:

1 (DWP Kids Oral Surgeon) provider in 90 miles and 90 minutes



Distances/Times

		Average
Distance/Time to 1st closest provider		21.5 miles 24.6 mins
Distance/Time to 2nd closest provider		24.7 miles 29.0 mins



Access Overview 90 Miles Endodontist

July 26, 2022

Access Analysis

DWP Kids Network

Member / Provider Groups

DWP Kids Members

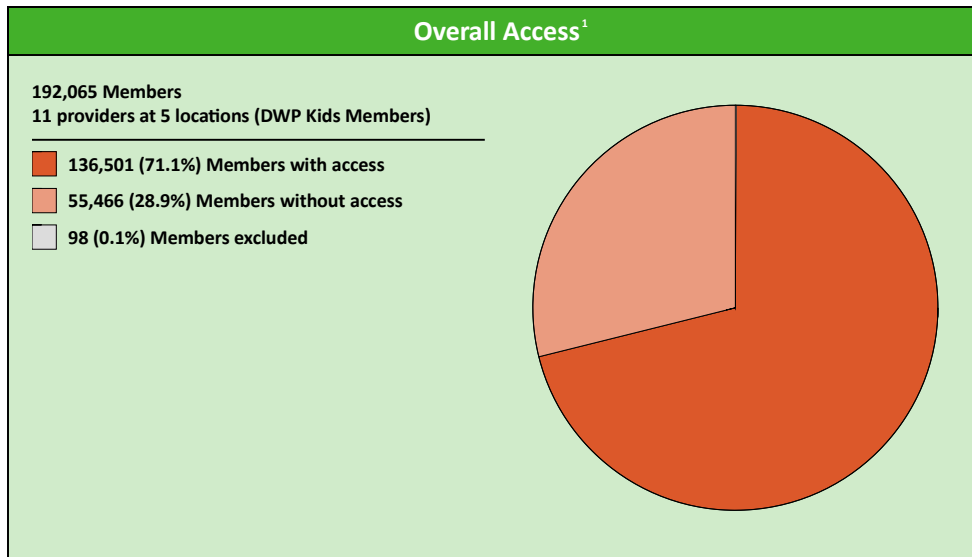
DWP Kids Endodontist

Comparison Graph

Percent of members with access to a choice of providers over miles

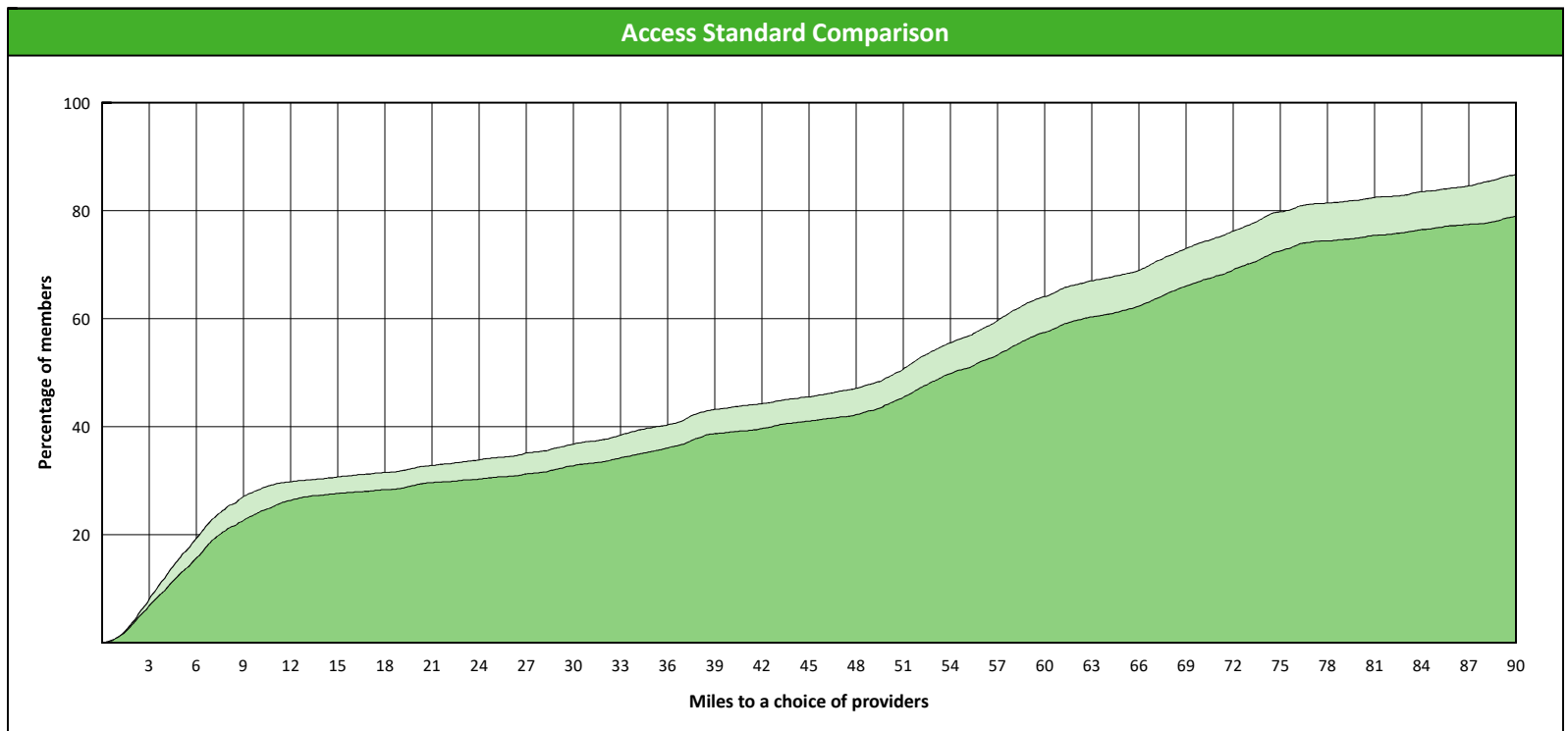
- 1st closest
- 2nd closest

¹ The Access Standard is defined as (DWP Kids Members) members accessing:
1 (DWP Kids Endodontist) provider in 90 miles and 90 minutes



Distances/Times

	Average
Distance/Time to 1st closest provider	47.4 miles 63.5 mins
Distance/Time to 2nd closest provider	57.0 miles 75.6 mins



Access Overview 90 Miles Orthodontist

July 26, 2022

Access Analysis

DWP Kids Network

Member / Provider Groups

DWP Kids Members

DWP Kids Orthodontist

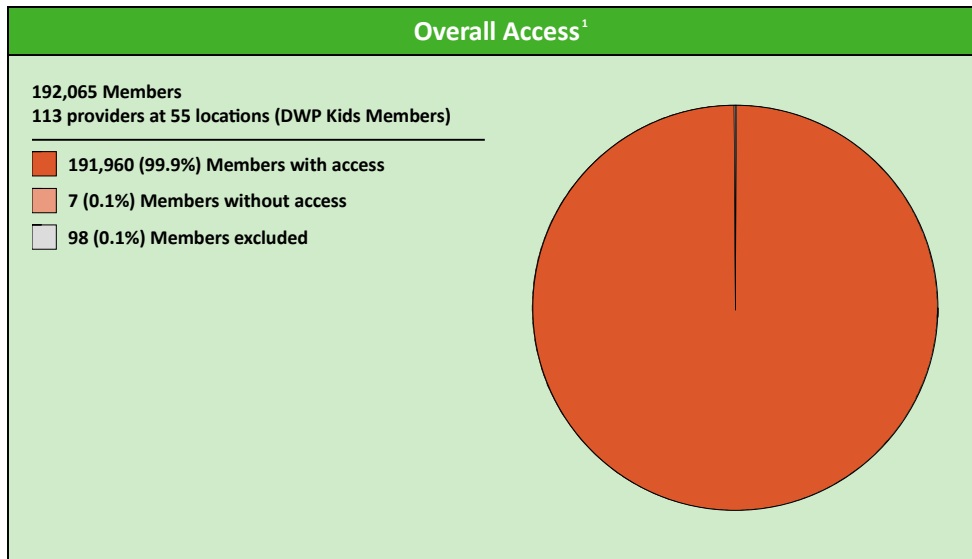
Comparison Graph

Percent of members with access to a choice of providers over miles

- 1st closest
- 2nd closest

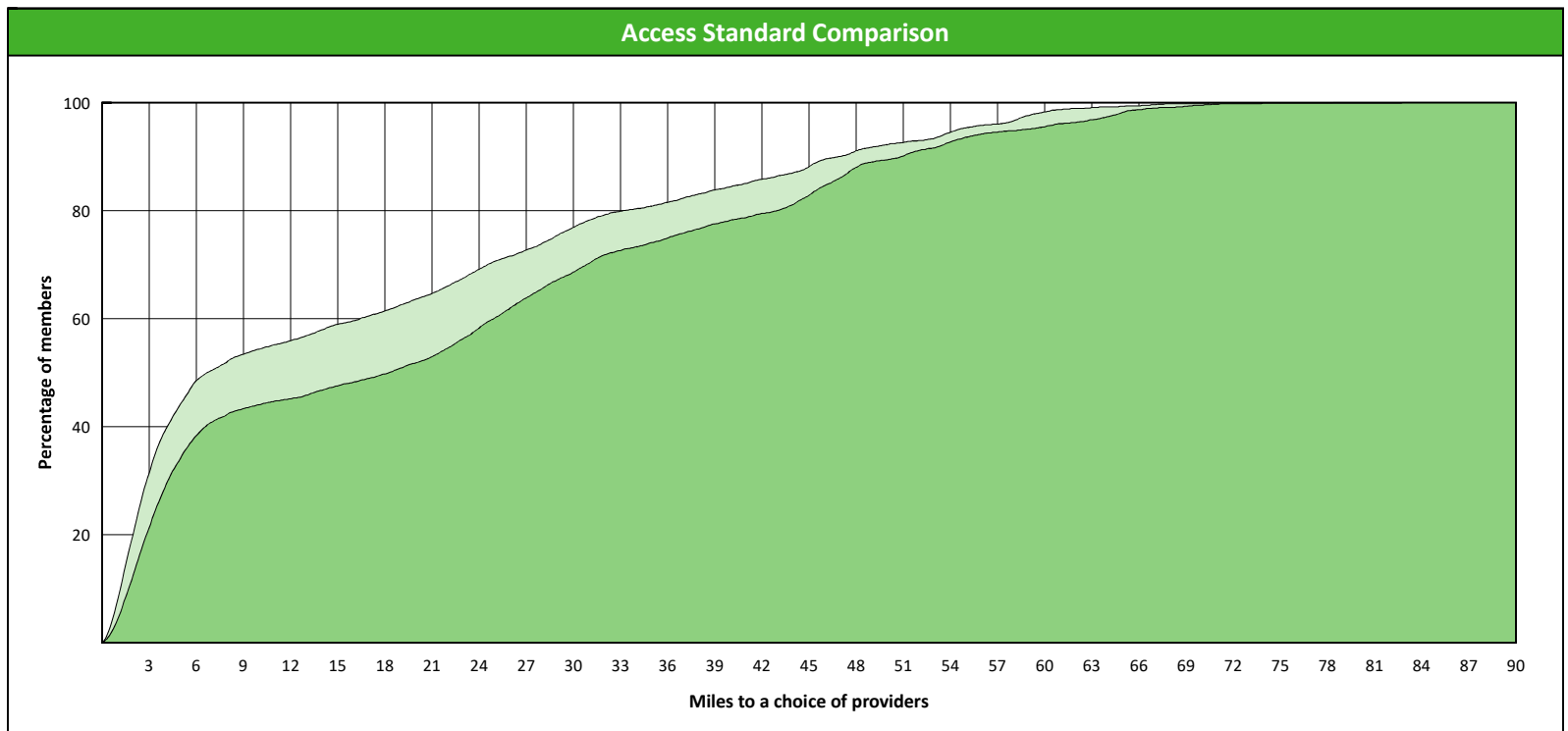
¹ The Access Standard is defined as (DWP Kids Members) members accessing:

1 (DWP Kids Orthodontist) provider in 90 miles and 90 minutes



Distances/Times

Average	
Distance/Time to 1st closest provider	17.1 miles 19.1 mins
Distance/Time to 2nd closest provider	21.6 miles 24.6 mins



Access Overview 90 Miles Periodontist

July 26, 2022

Access Analysis

DWP Kids Network

Member / Provider Groups

DWP Kids Members

DWP Kids Periodontist


Comparison Graph

Percent of members with access to a choice of providers over miles

- 1st closest
- 2nd closest

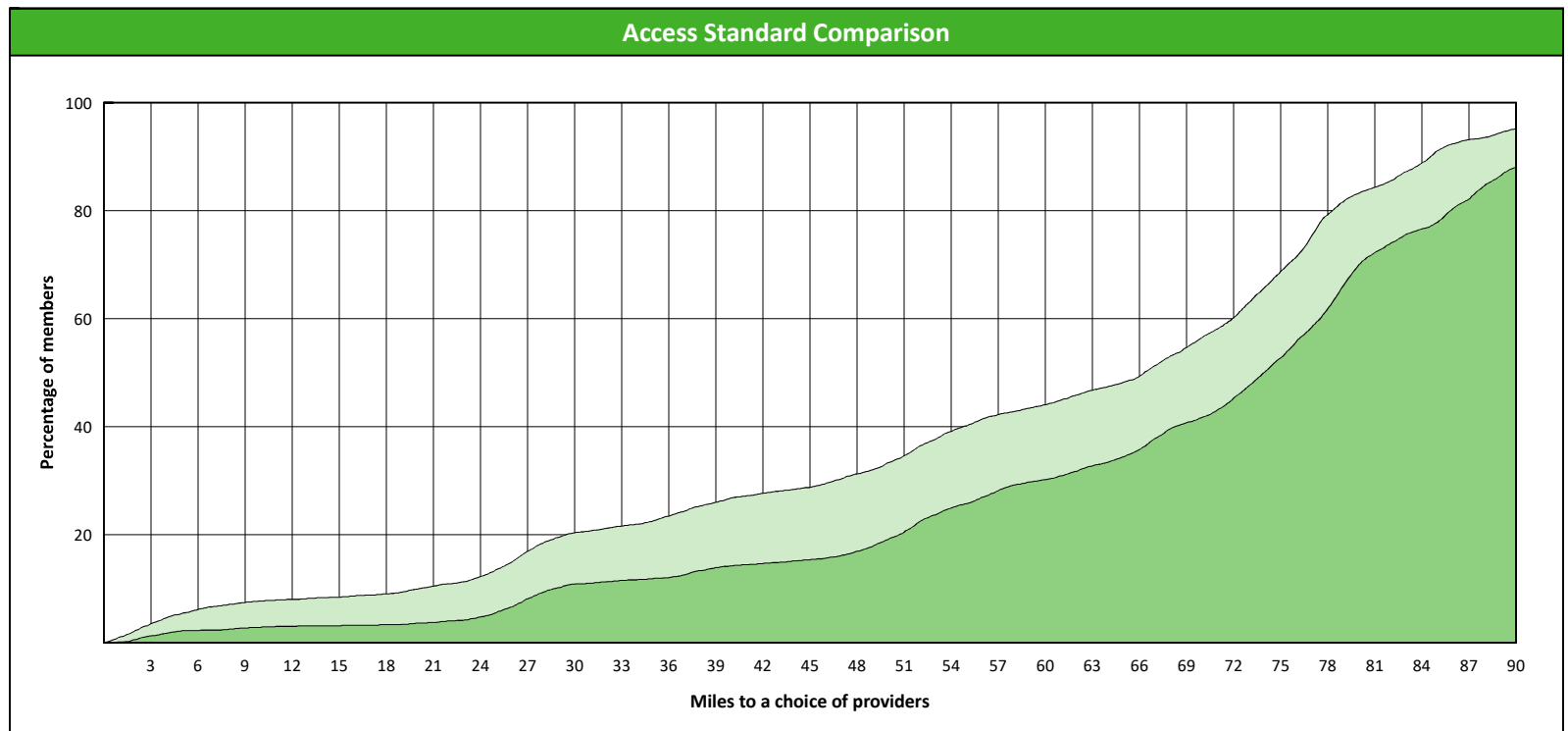
¹ The Access Standard is defined as (DWP Kids Members) members accessing:

1 (DWP Kids Periodontist) provider in 90 miles and 90 minutes



Distances/Times

	Average
Distance/Time to 1st closest provider	57.9 miles 74.3 mins
Distance/Time to 2nd closest provider	68.4 miles 87.6 mins



Access Overview 90 Miles Prosthodontist

July 26, 2022

Access Analysis

DWP Kids Network

Member / Provider Groups

DWP Kids Members

DWP Kids Prosthodontist

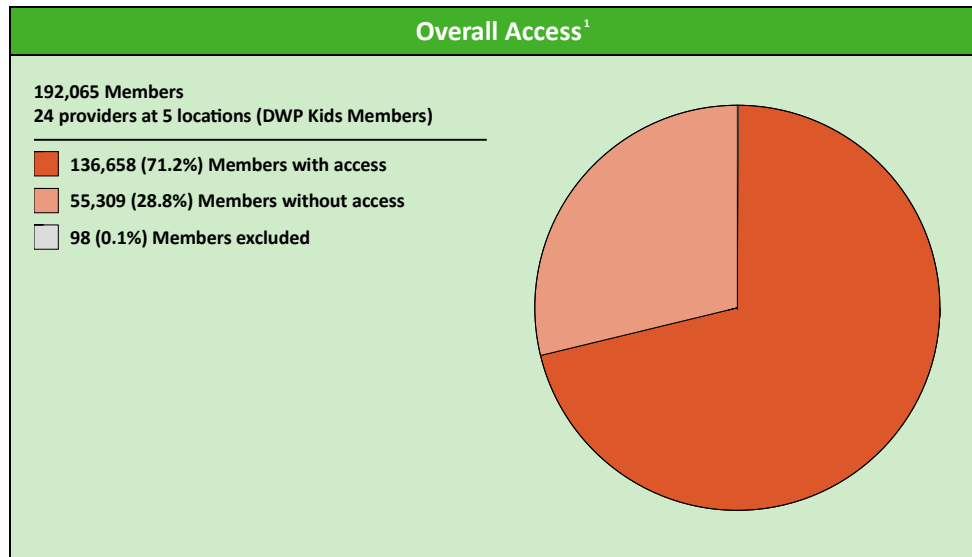
Comparison Graph

Percent of members with access to a choice of providers over miles

- 1st closest
- 2nd closest

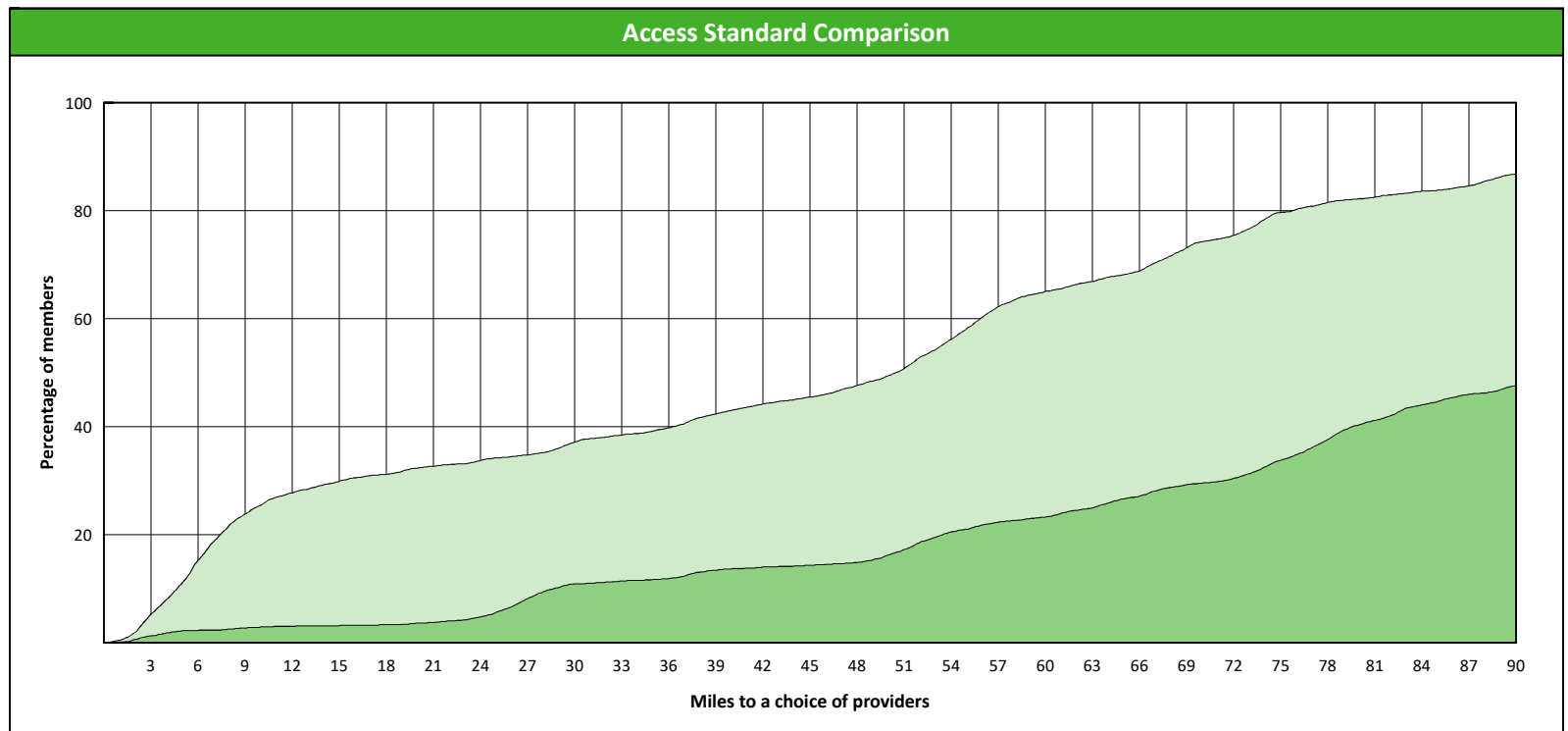
¹ The Access Standard is defined as (DWP Kids Members) members accessing:

- 1 (DWP Kids Prosthodontist) provider in 90 miles and 90 minutes



Distances/Times

	Average
Distance/Time to 1st closest provider	47.7 miles 63.1 mins
Distance/Time to 2nd closest provider	88.9 miles 119.4 mins



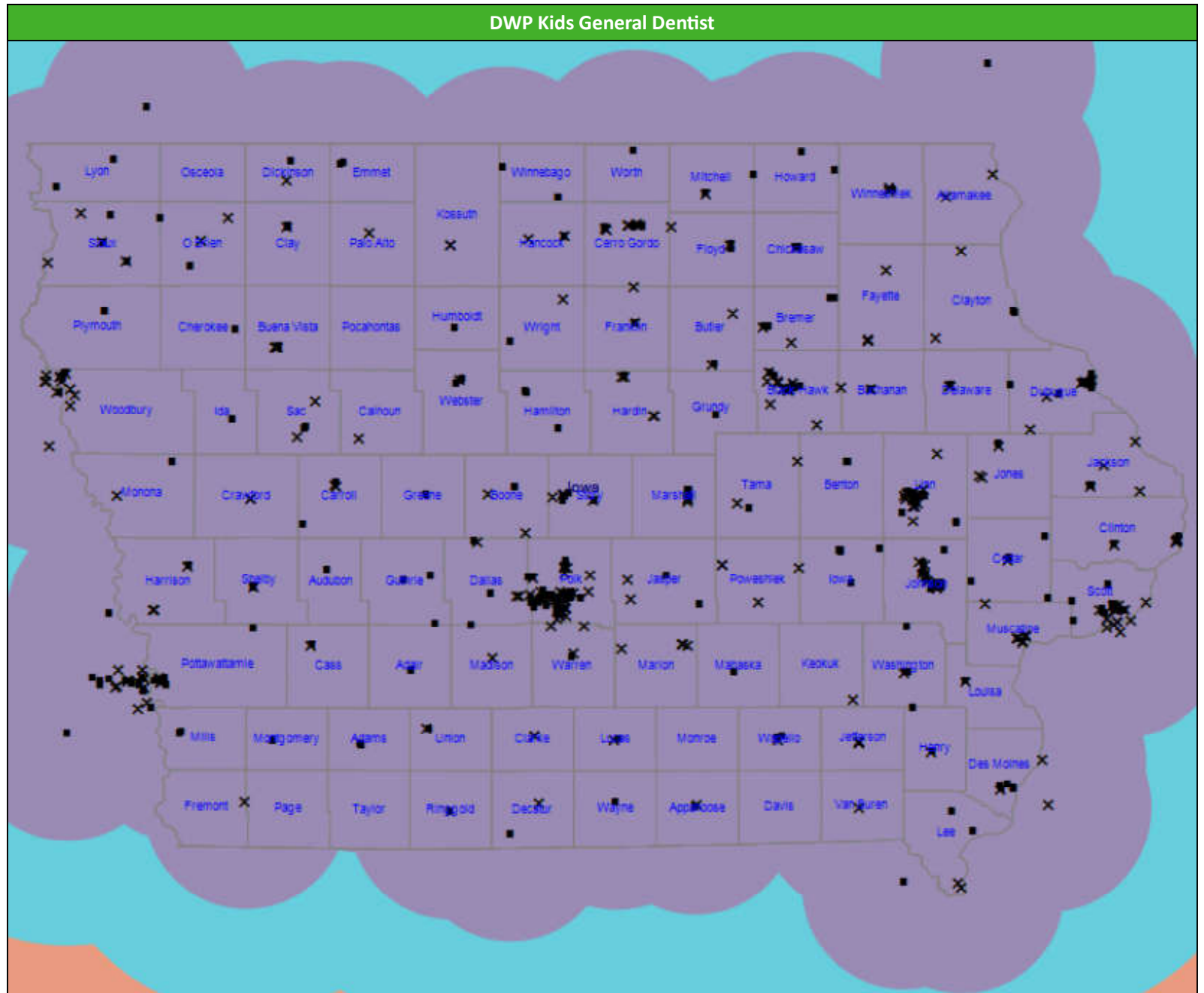
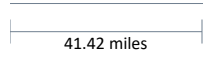
DWP Kids General Dentist Access Map

July 26, 2022

DWP Kids General Dentist

1,221 providers at 522 locations

- Single providers (259)
- × Multiple providers (263)
- 30 mile radius
- 60 mile radius
- 90 mile radius



DWP Kids Oral Surgeon Access Map

July 26, 2022

DWP Kids Oral Surgeon

131 providers at 36 locations

- Single providers (10)
- × Multiple providers (26)
- 30 mile radius
- 60 mile radius
- 90 mile radius

41.42 miles



DWP Kids Endodontist Access Map

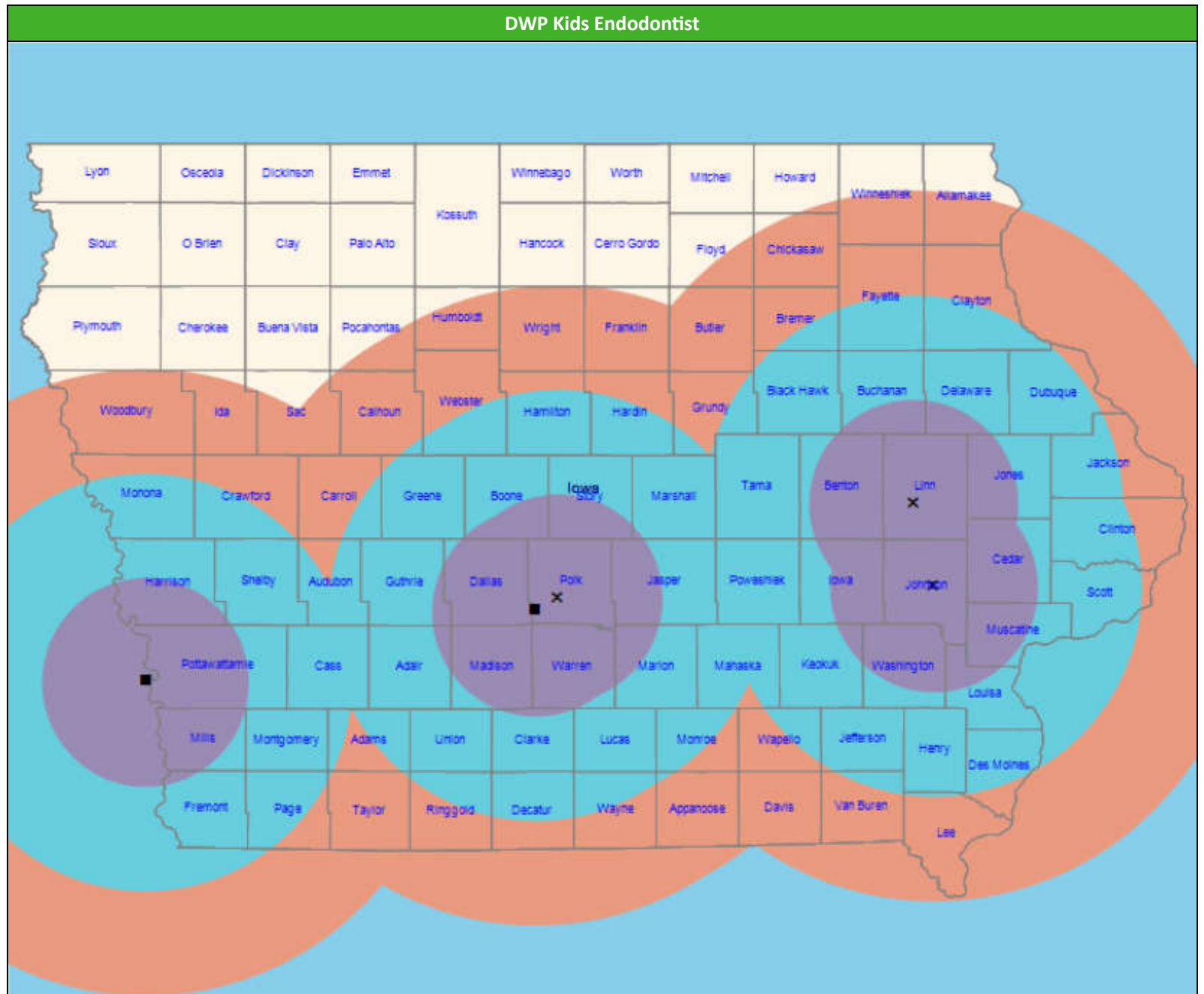
July 26, 2022

DWP Kids Endodontist

11 providers at 5 locations

- Single providers (2)
- ✕ Multiple providers (3)
- 30 mile radius
- 60 mile radius
- 90 mile radius

41.42 miles



DWP Kids Periodontist Access Map

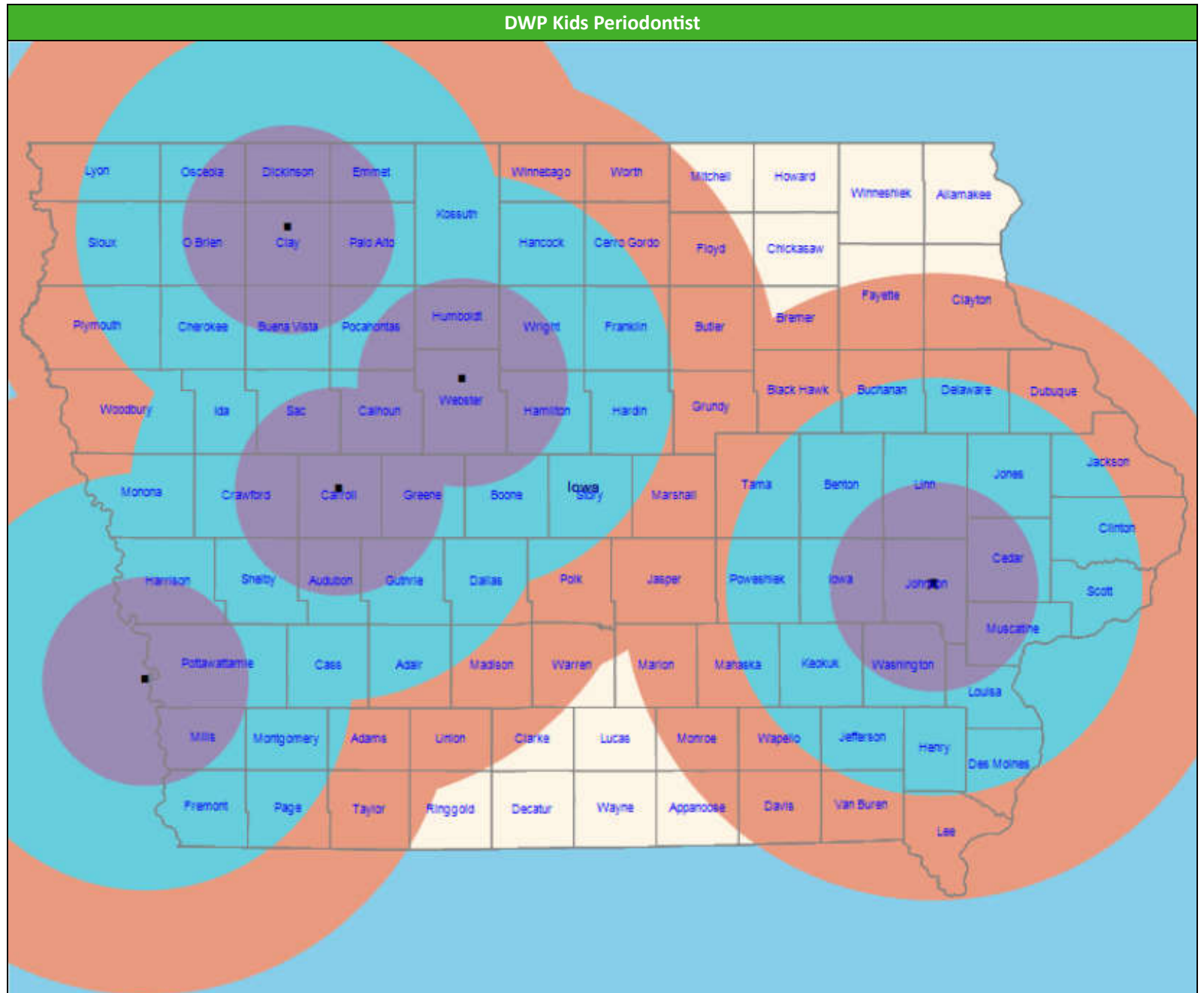
July 26, 2022

DWP Kids Periodontist

14 providers at 6 locations

- Single providers (5)
- ✕ Multiple providers (1)
- 30 mile radius
- 60 mile radius
- 90 mile radius

41.42 miles



DWP Kids Prosthodontist Access Map

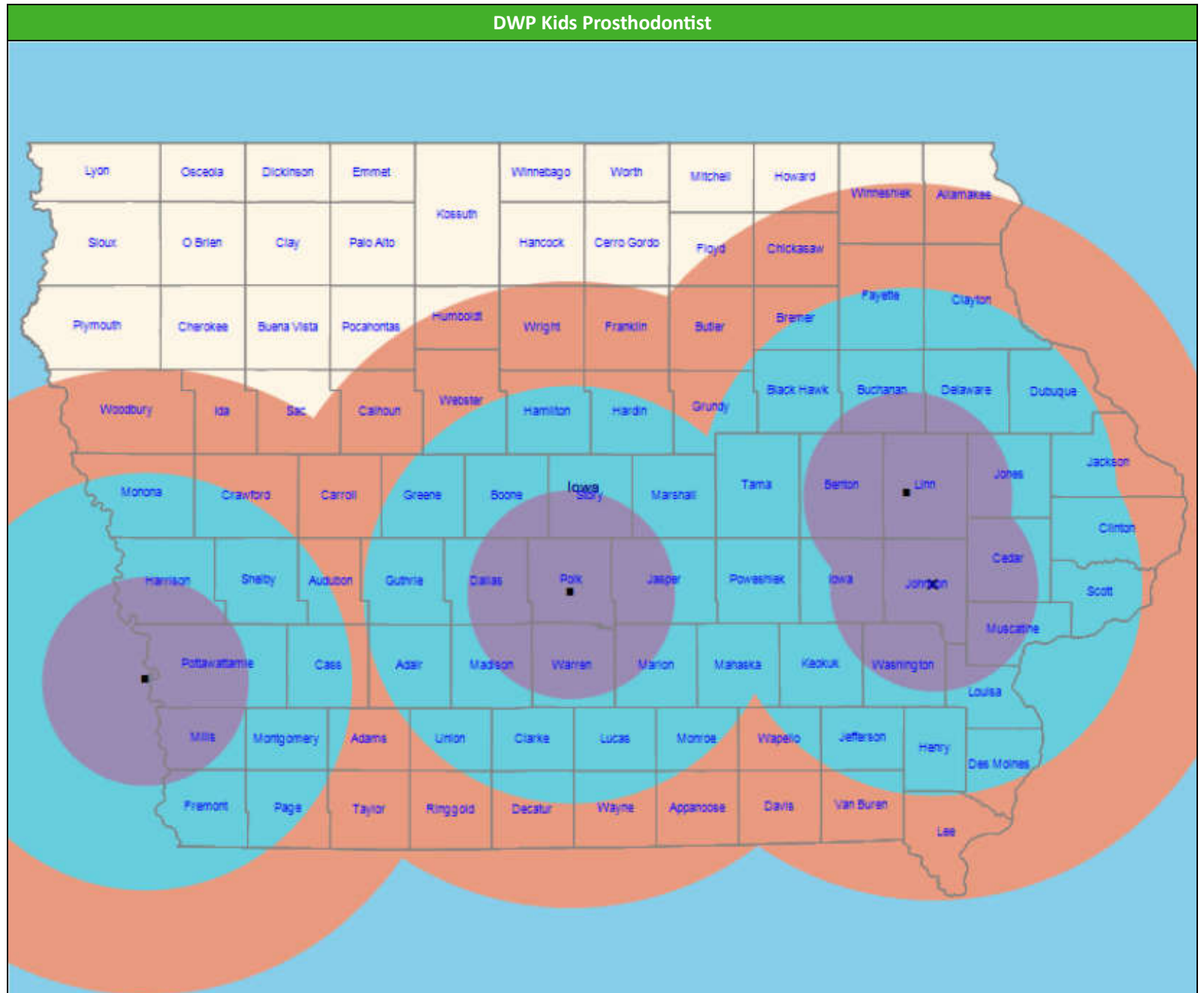
July 26, 2022

DWP Kids Prosthodontist

24 providers at 5 locations

- Single providers (3)
- × Multiple providers (2)
- 30 mile radius
- 60 mile radius
- 90 mile radius

41.42 miles



DWP Kids Orthodontist Access Map

July 26, 2022

DWP Kids Orthodontist

113 providers at 55 locations

- Single providers (30)
- ✕ Multiple providers (25)
- 30 mile radius
- 60 mile radius
- 90 mile radius

41.42 miles



Access Summary By State

July 26, 2022

Access Analysis

DWP Kids Network

Member Group

DWP Kids Members

Provider Group

- DWP Kids All Providers
- DWP Kids General Dentist
- DWP Kids Oral Surgeon
- DWP Kids Endodontist
- DWP Kids Orthodontist
- DWP Kids Periodontist
- DWP Kids Prosthodontist

¹ Provider counts represent:

- P: Unique providers
- L: Unique provider locations

** These records have been excluded from the analysis because of invalid zip codes.

All Members												
Member		Provider		With Access		Without Access		Counts ¹		Average Distance		Average Time
Group	#	Group	Standard	#	%	#	%	P	L	1	2	1
DWP Kids Members	191,967	DWP Kids All Pro...	1 in 30 miles and 3...	191,930	99.9	37	0.1	1,514	590	3.1	4.3	3.5
		DWP Kids Gener...	1 in 30 miles and 3...	191,930	99.9	37	0.1	1,221	522	3.2	4.5	3.6
		DWP Kids Gener...	1 in 60 miles and 6...	191,966	99.9	1	0.1	1,221	522	3.2	4.5	3.6
		DWP Kids Gener...	1 in 90 miles and 9...	191,966	99.9	1	0.1	1,221	522	3.2	4.5	3.6
		DWP Kids Oral S...	1 in 30 miles and 3...	119,297	62.1	72,670	37.9	131	36	21.5	24.7	24.6
		DWP Kids Oral S...	1 in 60 miles and 6...	176,493	91.9	15,474	8.1	131	36	21.5	24.7	24.6
		DWP Kids Oral S...	1 in 90 miles and 9...	190,958	99.5	1,009	0.5	131	36	21.5	24.7	24.6
		DWP Kids Endod...	1 in 30 miles and 3...	64,339	33.5	127,628	66.5	11	5	47.4	57.0	63.5
		DWP Kids Endod...	1 in 60 miles and 6...	88,792	46.3	103,175	53.7	11	5	47.4	57.0	63.5
		DWP Kids Endod...	1 in 90 miles and 9...	136,501	71.1	55,466	28.9	11	5	47.4	57.0	63.5
		DWP Kids Ortho...	1 in 30 miles and 3...	140,265	73.1	51,702	26.9	113	55	17.1	21.6	19.1
		DWP Kids Ortho...	1 in 60 miles and 6...	182,344	95.0	9,623	5.0	113	55	17.1	21.6	19.1
		DWP Kids Ortho...	1 in 90 miles and 9...	191,960	99.9	7	0.1	113	55	17.1	21.6	19.1
		DWP Kids Period...	1 in 30 miles and 3...	23,632	12.3	168,335	87.7	14	6	57.9	68.4	74.3
		DWP Kids Period...	1 in 60 miles and 6...	62,258	32.4	129,709	67.6	14	6	57.9	68.4	74.3
		DWP Kids Period...	1 in 90 miles and 9...	118,014	61.5	73,953	38.5	14	6	57.9	68.4	74.3
		DWP Kids Prosth...	1 in 30 miles and 3...	64,640	33.7	127,327	66.3	24	5	47.7	88.9	63.1
		DWP Kids Prosth...	1 in 60 miles and 6...	90,609	47.2	101,358	52.8	24	5	47.7	88.9	63.1
		DWP Kids Prosth...	1 in 90 miles and 9...	136,658	71.2	55,309	28.8	24	5	47.7	88.9	63.1

Key Geographic Areas										
State Name	Member	Provider		With Access		Without Access		Average Distance		Average Time
	#	Group	Standard	#	%	#	%	1	2	1
Iowa	191,957	DWP Kids All Providers	1 in 30 miles and 30 mins	191,925	99.9	32	0.1	3.1	4.3	3.5
		DWP Kids General Denti...	1 in 30 miles and 30 mins	191,925	99.9	32	0.1	3.2	4.5	3.6
		DWP Kids General Denti...	1 in 60 miles and 60 mins	191,957	100.0	0	0.0	3.2	4.5	3.6
		DWP Kids General Denti...	1 in 90 miles and 90 mins	191,957	100.0	0	0.0	3.2	4.5	3.6
		DWP Kids Oral Surgeon	1 in 30 miles and 30 mins	119,296	62.1	72,661	37.9	21.5	24.7	24.6
		DWP Kids Oral Surgeon	1 in 60 miles and 60 mins	176,486	91.9	15,471	8.1	21.5	24.7	24.6
		DWP Kids Oral Surgeon	1 in 90 miles and 90 mins	190,949	99.5	1,008	0.5	21.5	24.7	24.6
		DWP Kids Endodontist	1 in 30 miles and 30 mins	64,338	33.5	127,619	66.5	47.4	57.0	63.5
		DWP Kids Endodontist	1 in 60 miles and 60 mins	88,791	46.3	103,166	53.7	47.4	57.0	63.5
		DWP Kids Endodontist	1 in 90 miles and 90 mins	136,500	71.1	55,457	28.9	47.4	57.0	63.5
		DWP Kids Orthodontist	1 in 30 miles and 30 mins	140,264	73.1	51,693	26.9	17.1	21.6	19.1
		DWP Kids Orthodontist	1 in 60 miles and 60 mins	182,339	95.0	9,618	5.0	17.1	21.6	19.1
		DWP Kids Orthodontist	1 in 90 miles and 90 mins	191,951	99.9	6	0.1	17.1	21.6	19.1
		DWP Kids Periodontist	1 in 30 miles and 30 mins	23,631	12.3	168,326	87.7	57.9	68.4	74.3
		DWP Kids Periodontist	1 in 60 miles and 60 mins	62,257	32.4	129,700	67.6	57.9	68.4	74.3
		DWP Kids Periodontist	1 in 90 miles and 90 mins	118,009	61.5	73,948	38.5	57.9	68.4	74.3

Access Summary By City

July 26, 2022

Access Analysis

DWP Kids Network

Member Group

DWP Kids Members

Provider Group

- DWP Kids All Providers
- DWP Kids General Dentist
- DWP Kids Oral Surgeon
- DWP Kids Endodontist
- DWP Kids Orthodontist
- DWP Kids Periodontist
- DWP Kids Prosthodontist

¹ Provider counts represent:

- P: Unique providers
- L: Unique provider locations

** These records have been excluded from the analysis because of invalid zip codes.

All Members												
Member		Provider		With Access		Without Access		Counts ¹		Average Distance		Average Time
Group	#	Group	Standard	#	%	#	%	P	L	1	2	1
DWP Kids Members	191,967	DWP Kids All Pro...	1 in 30 miles and 3...	191,930	99.9	37	0.1	1,514	590	3.1	4.3	3.5
		DWP Kids Gener...	1 in 30 miles and 3...	191,930	99.9	37	0.1	1,221	522	3.2	4.5	3.6
		DWP Kids Gener...	1 in 60 miles and 6...	191,966	99.9	1	0.1	1,221	522	3.2	4.5	3.6
		DWP Kids Gener...	1 in 90 miles and 9...	191,966	99.9	1	0.1	1,221	522	3.2	4.5	3.6
		DWP Kids Oral S...	1 in 30 miles and 3...	119,297	62.1	72,670	37.9	131	36	21.5	24.7	24.6
		DWP Kids Oral S...	1 in 60 miles and 6...	176,493	91.9	15,474	8.1	131	36	21.5	24.7	24.6
		DWP Kids Oral S...	1 in 90 miles and 9...	190,958	99.5	1,009	0.5	131	36	21.5	24.7	24.6
		DWP Kids Endod...	1 in 30 miles and 3...	64,339	33.5	127,628	66.5	11	5	47.4	57.0	63.5
		DWP Kids Endod...	1 in 60 miles and 6...	88,792	46.3	103,175	53.7	11	5	47.4	57.0	63.5
		DWP Kids Endod...	1 in 90 miles and 9...	136,501	71.1	55,466	28.9	11	5	47.4	57.0	63.5
		DWP Kids Ortho...	1 in 30 miles and 3...	140,265	73.1	51,702	26.9	113	55	17.1	21.6	19.1
		DWP Kids Ortho...	1 in 60 miles and 6...	182,344	95.0	9,623	5.0	113	55	17.1	21.6	19.1
		DWP Kids Ortho...	1 in 90 miles and 9...	191,960	99.9	7	0.1	113	55	17.1	21.6	19.1
		DWP Kids Period...	1 in 30 miles and 3...	23,632	12.3	168,335	87.7	14	6	57.9	68.4	74.3
		DWP Kids Period...	1 in 60 miles and 6...	62,258	32.4	129,709	67.6	14	6	57.9	68.4	74.3
		DWP Kids Period...	1 in 90 miles and 9...	118,014	61.5	73,953	38.5	14	6	57.9	68.4	74.3
		DWP Kids Prosth...	1 in 30 miles and 3...	64,640	33.7	127,327	66.3	24	5	47.7	88.9	63.1
		DWP Kids Prosth...	1 in 60 miles and 6...	90,609	47.2	101,358	52.8	24	5	47.7	88.9	63.1
		DWP Kids Prosth...	1 in 90 miles and 9...	136,658	71.2	55,309	28.8	24	5	47.7	88.9	63.1

Key Geographic Areas										
City	Member	Provider		With Access		Without Access		Average Distance		Average Time
	#	Group	Standard	#	%	#	%	1	2	1
Des Moines, IA	20,541	DWP Kids All Providers	1 in 30 miles and 30 mins	20,541	100.0	0	0.0	0.9	1.1	1.3
		DWP Kids General Dentist	1 in 30 miles and 30 mins	20,541	100.0	0	0.0	0.9	1.1	1.4
		DWP Kids General Dentist	1 in 60 miles and 60 mins	20,541	100.0	0	0.0	0.9	1.1	1.4
		DWP Kids General Dentist	1 in 90 miles and 90 mins	20,541	100.0	0	0.0	0.9	1.1	1.4
		DWP Kids Oral Surgeon	1 in 30 miles and 30 mins	20,538	99.9	3	0.1	3.3	3.3	4.7
		DWP Kids Oral Surgeon	1 in 60 miles and 60 mins	20,541	100.0	0	0.0	3.3	3.3	4.7
		DWP Kids Oral Surgeon	1 in 90 miles and 90 mins	20,541	100.0	0	0.0	3.3	3.3	4.7
		DWP Kids Endodontist	1 in 30 miles and 30 mins	20,534	99.9	7	0.1	4.4	4.5	7.8
		DWP Kids Endodontist	1 in 60 miles and 60 mins	20,535	99.9	6	0.1	4.4	4.5	7.8
		DWP Kids Endodontist	1 in 90 miles and 90 mins	20,537	99.9	4	0.1	4.4	4.5	7.8
		DWP Kids Orthodontist	1 in 30 miles and 30 mins	20,534	99.9	7	0.1	3.0	3.6	4.7
		DWP Kids Orthodontist	1 in 60 miles and 60 mins	20,537	99.9	4	0.1	3.0	3.6	4.7
		DWP Kids Orthodontist	1 in 90 miles and 90 mins	20,541	100.0	0	0.0	3.0	3.6	4.7
		DWP Kids Periodontist	1 in 30 miles and 30 mins	3	0.1	20,538	99.9	74.3	77.3	96.7
		DWP Kids Periodontist	1 in 60 miles and 60 mins	3	0.1	20,538	99.9	74.3	77.3	96.7
		DWP Kids Periodontist	1 in 90 miles and 90 mins	5,239	25.5	15,302	74.5	74.3	77.3	96.7