



# ***Network Access Analysis***

***Iowa Dental Wellness Plan***  
***MCNA Dental***

---

*October 3, 2022*

# Contents

## Report Contents

Access Overview - All Dentists (30 miles/30 minutes)	4
Access Overview - General Dentists (30 miles/30 minutes)	5
Access Overview - Orthodontists (30 miles/30 minutes)	6
Access Overview - Oral Surgeons (30 miles/30 minutes)	7
Access Overview - Periodontists (30 miles/30 minutes)	8
Access Overview - Endodontists (30 miles/30 minutes)	9
Access Overview - Prosthodontists (30 miles/30 minutes)	10
Access Overview - Pedodontists (30 miles/30 minutes)	11
Access Overview - All Dentists (60 miles/60 minutes)	12
Access Overview - General Dentists (60 miles/60 minutes)	13
Access Overview - Orthodontists (60 miles/60 minutes)	14
Access Overview - Oral Surgeons (60 miles/60 minutes)	15
Access Overview - Endodontists (60 miles/60 minutes)	16
Access Overview - Prosthodontists (60 miles/60 minutes)	17
Access Overview - Periodontists (60 miles/60 minutes)	18
Access Overview - Pedontists (60 miles/60 minutes)	19
Access Overview - All Dentists (90 miles/90 minutes)	20
Access Overview - General Dentists (90 miles/90 minutes)	21
Access Overview - Orthodontists (90 miles/90 minutes)	22
Access Overview - Oral Surgeons (90 miles/90 minutes)	23
Access Overview - Endodontists (90 miles/90 minutes)	24
Access Overview - Prosthodontists (90 miles/90 minutes)	25
Access Overview - Periodontists (90 miles/90 minutes)	26
Access Overview - Pedodontists (90 miles/90 minutes)	27

# Contents

---

## Report Contents

All Dentists Access Map . . . . .	28
Endodontists Access Map . . . . .	29
General Dentists Access Map . . . . .	30
Oral Surgeons Access Map . . . . .	31
Orthodontists Access Map . . . . .	32
Periodontists Access Map . . . . .	33
Prosthodontists Access Map . . . . .	34
Prosthodontists Access Map . . . . .	35

# Access Overview - All Dentists (30 miles/30 minutes)


October 3, 2022

Access Analysis  
 All Dentists (30 miles/30 minutes)  
 DWP Member / Provider Access Points Groups  
 DWP Members (Iowa)  
 All Dentists (Iowa)

Comparison Graph  
 Percent of dwp members with access to a choice of provider access points over miles

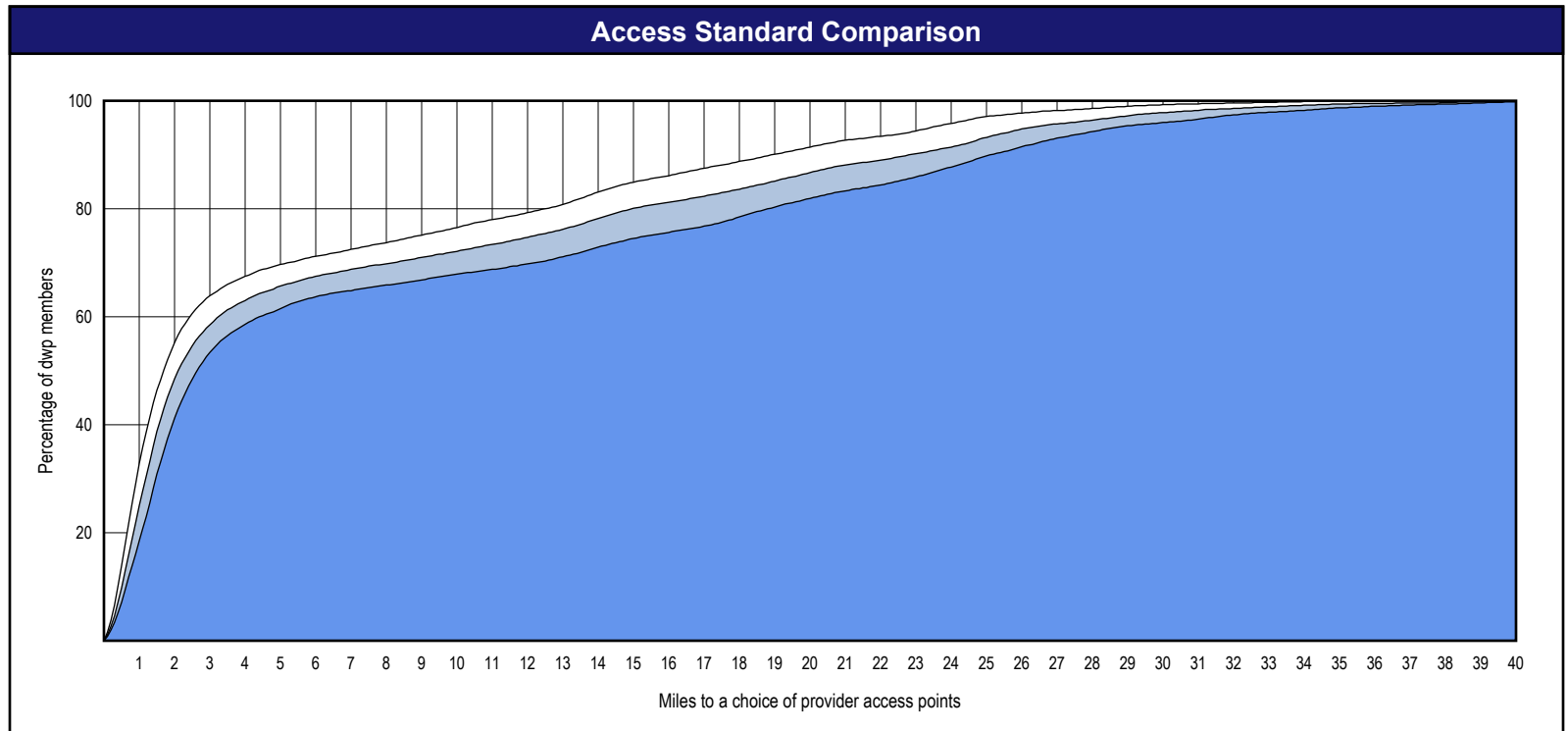
- 1st closest
- 2nd closest
- 3rd closest

<sup>1</sup> The Access Standard is defined as (DWP Members (Iowa)) dwp members accessing:  
 1 (All Dentists (Iowa)) provider access points in 30 miles and 30 minutes



### Distances/Times

	Average
Distance/Time to 1st closest provider access points	5.8 miles 6.5 mins
Distance/Time to 2nd closest provider access points	7.2 miles 8.0 mins
Distance/Time to 3rd closest provider access points	8.6 miles 9.5 mins



# Access Overview - General Dentists (30 miles/30 minutes)

October 3, 2022

Access Analysis  
General Dentists (30 miles/30 minutes)

DWP Member / Provider Access Points  
Groups

- DWP Members (Iowa)
- General Dentists (Iowa)

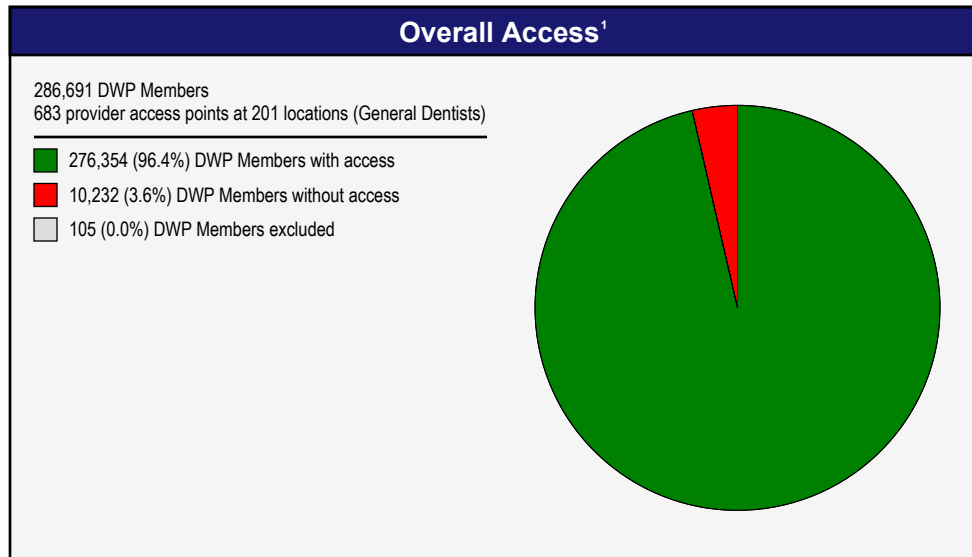
Comparison Graph

Percent of dwp members with access to a choice of provider access points over miles

- 1st closest
- 2nd closest
- 3rd closest

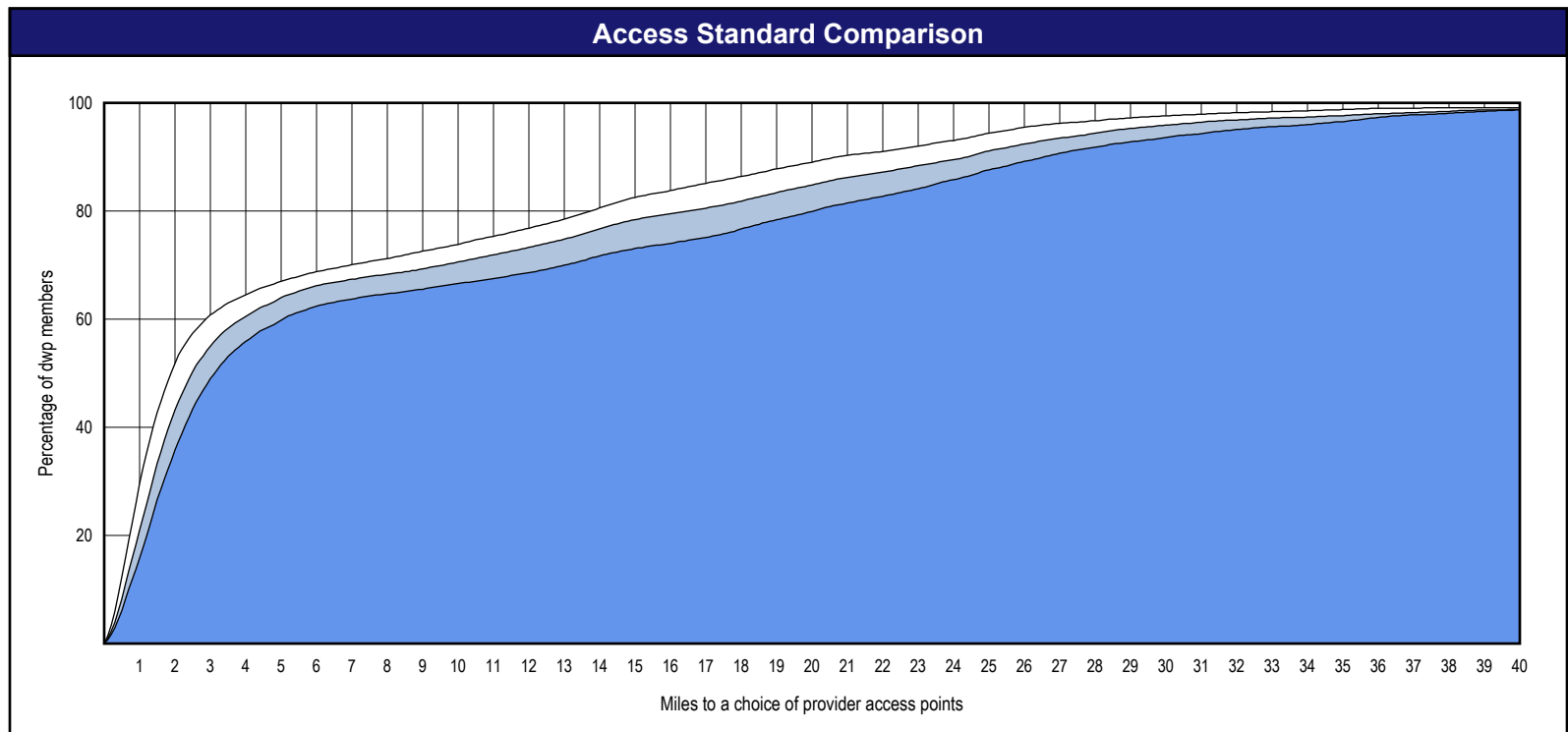
<sup>1</sup> The Access Standard is defined as (DWP Members (Iowa)) dwp members accessing:

1 (General Dentists (Iowa)) provider access points in 30 miles and 30 minutes



### Distances/Times

	Average
Distance/Time to 1st closest provider access points	6.7 miles 7.5 mins
Distance/Time to 2nd closest provider access points	8.1 miles 9.0 mins
Distance/Time to 3rd closest provider access points	9.5 miles 10.6 mins



# Access Overview - Orthodontists (30 miles/30 minutes)

October 3, 2022

Access Analysis  
Orthodontists (30 miles/30 minutes)

DWP Member / Provider Access Points Groups

- DWP Members (Iowa)
- Orthodontists (Iowa)

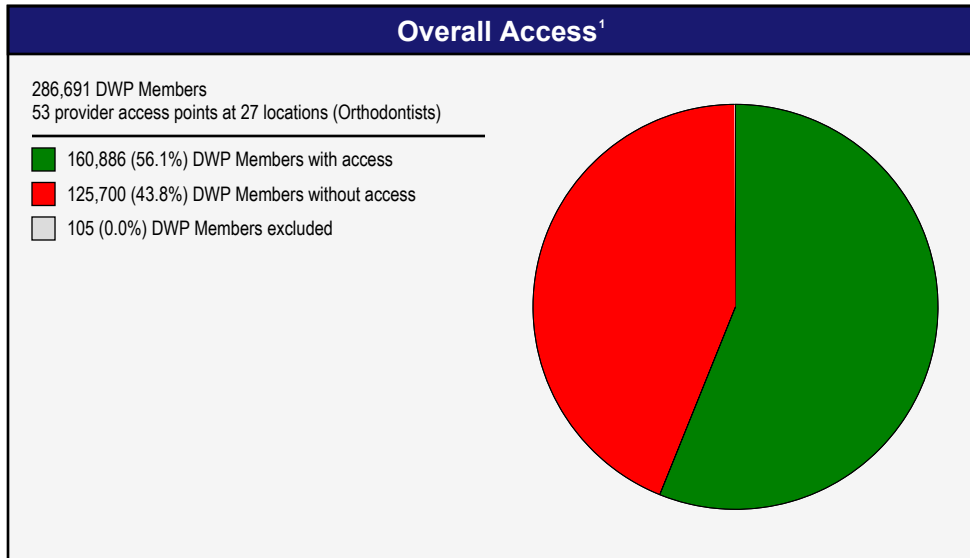
Comparison Graph

Percent of dwp members with access to a choice of provider access points over miles

- 1st closest
- 2nd closest
- 3rd closest

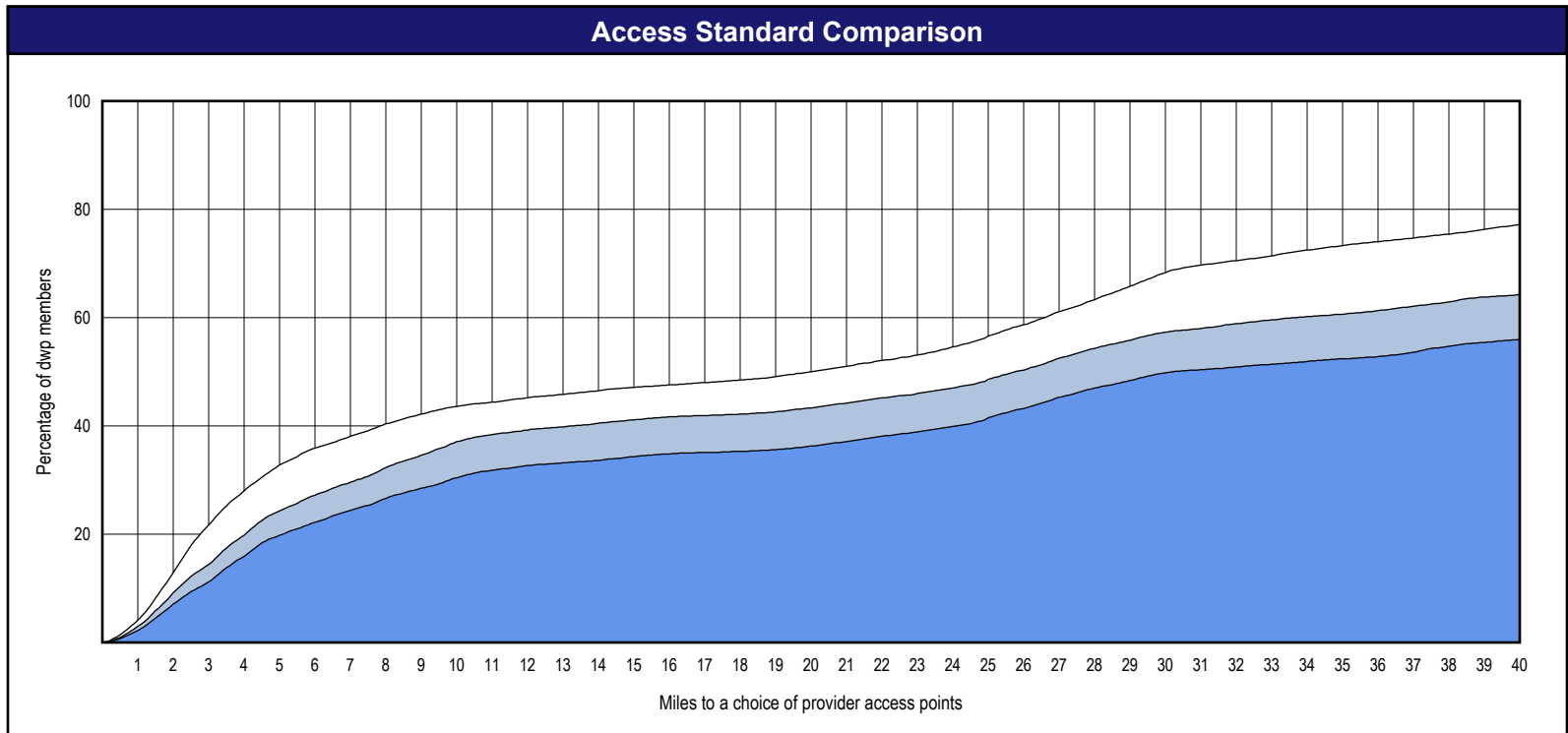
<sup>1</sup> The Access Standard is defined as (DWP Members (Iowa)) dwp members accessing:

1 (Orthodontists (Iowa)) provider access points in 30 miles and 30 minutes



### Distances/Times

	Average
Distance/Time to 1st closest provider access points	23.0 miles 26.9 mins
Distance/Time to 2nd closest provider access points	32.7 miles 41.2 mins
Distance/Time to 3rd closest provider access points	37.1 miles 49.0 mins



# Access Overview - Oral Surgeons (30 miles/30 minutes)


October 3, 2022

Access Analysis  
 Oral Surgeons (30 miles/30 minutes)  
 DWP Member / Provider Access Points Groups  
 DWP Members (Iowa)  
 Oral Surgeons (Iowa)

Comparison Graph  
 Percent of dwp members with access to a choice of provider access points over miles

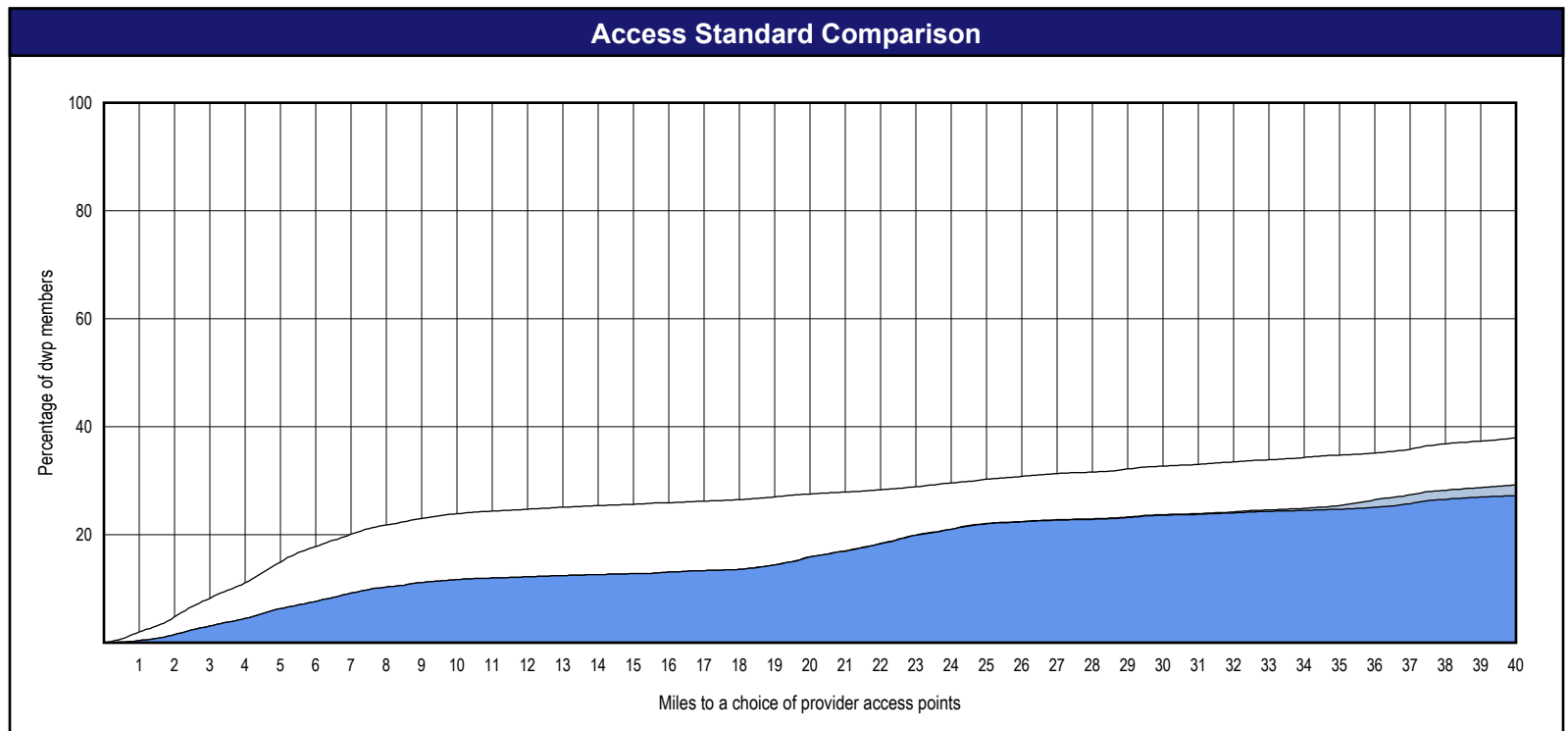
- 1st closest
- 2nd closest
- 3rd closest

<sup>1</sup> The Access Standard is defined as (DWP Members (Iowa)) dwp members accessing:  
 1 (Oral Surgeons (Iowa)) provider access points in 30 miles and 30 minutes



### Distances/Times

	Average
Distance/Time to 1st closest provider access points	52.4 miles 66.2 mins
Distance/Time to 2nd closest provider access points	62.8 miles 76.8 mins
Distance/Time to 3rd closest provider access points	66.1 miles 82.5 mins



# Access Overview - Periodontists (30 miles/30 minutes)

October 3, 2022

Access Analysis  
Periodontists (30 miles/30 minutes)

DWP Member / Provider Access Points  
Groups

- DWP Members (Iowa)
- Periodontists (Iowa)


Comparison Graph

Percent of dwp members with access to a choice of provider access points over miles

- 1st closest
- 2nd closest
- 3rd closest

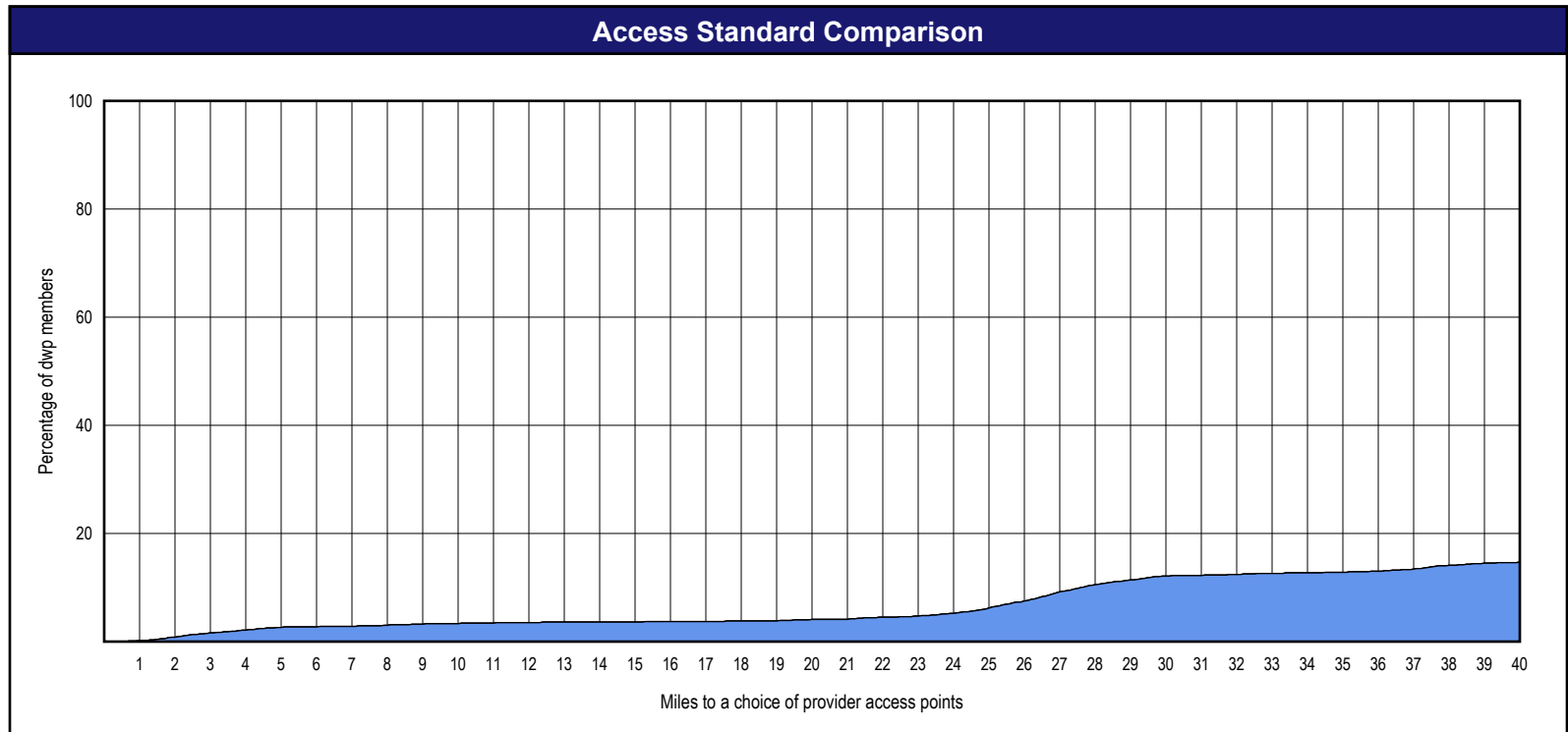
<sup>1</sup> The Access Standard is defined as (DWP Members (Iowa)) dwp members accessing:

1 (Periodontists (Iowa)) provider access points in 30 miles and 30 minutes



### Distances/Times

	Average
Distance/Time to 1st closest provider access points	110.4 miles 166.6 mins
Distance/Time to 2nd closest provider access points	110.4 miles 166.6 mins
Distance/Time to 3rd closest provider access points	110.4 miles 166.6 mins





# Access Overview - Endodontists (30 miles/30 minutes)

October 3, 2022

Access Analysis  
Endodontists (30 miles/30 minutes)

DWP Member / Provider Access Points  
Groups

- DWP Members (Iowa)
- Endodontists (Iowa)


Comparison Graph

Percent of dwp members with access to a choice of provider access points over miles

- 1st closest
- 2nd closest
- 3rd closest

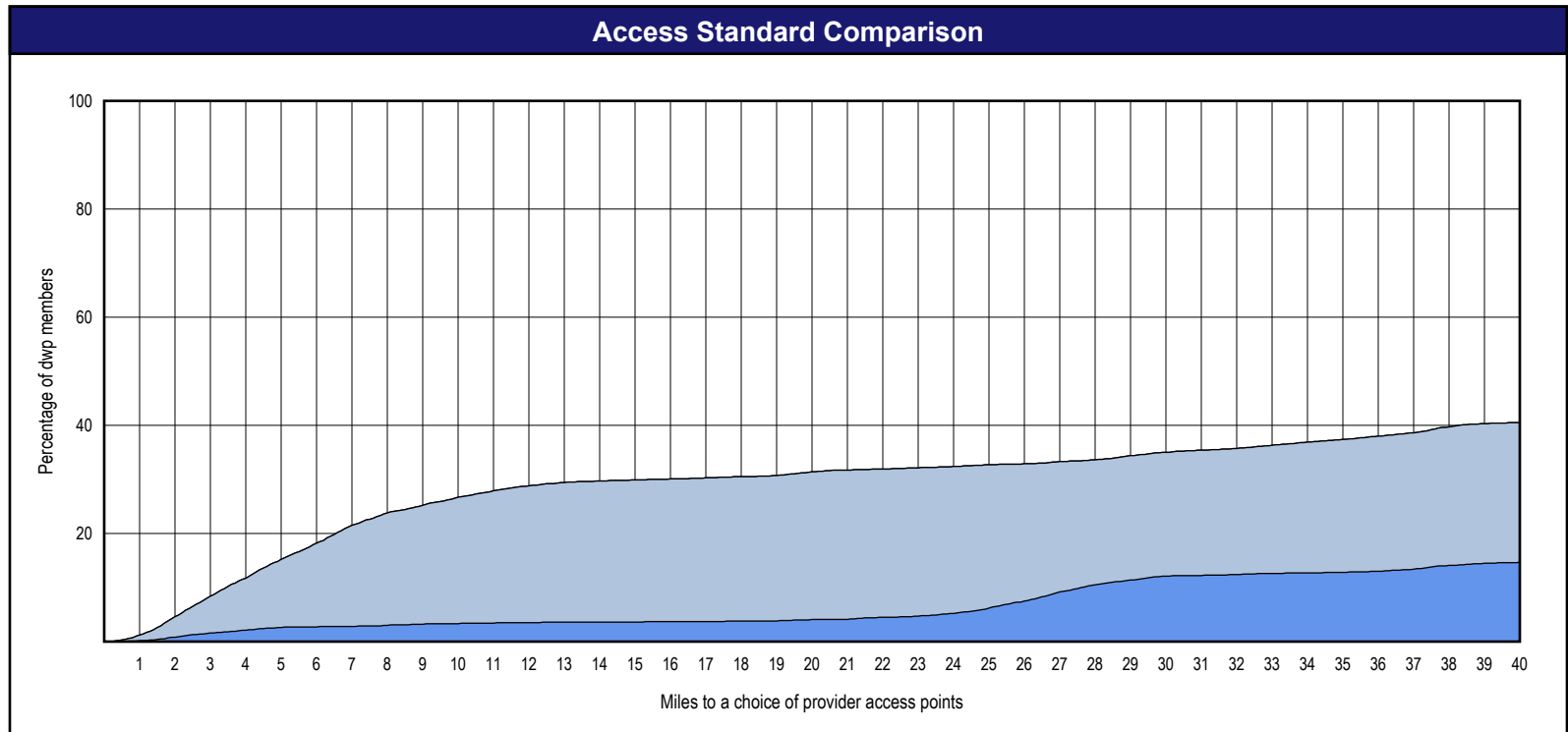
<sup>1</sup> The Access Standard is defined as (DWP Members (Iowa)) dwp members accessing:

1 (Endodontists (Iowa)) provider access points in 30 miles and 30 minutes



### Distances/Times

	Average
Distance/Time to 1st closest provider access points	56.3 miles 80.2 mins
Distance/Time to 2nd closest provider access points	56.3 miles 80.2 mins
Distance/Time to 3rd closest provider access points	106.9 miles 141.5 mins



# Access Overview - Prosthodontists (30 miles/30 minutes)


October 3, 2022

Access Analysis  
 Prosthodontists (30 miles/30 minutes)  
 DWP Member / Provider Access Points Groups  
 DWP Members (Iowa)  
 Prosthodontists (Iowa)

Comparison Graph  
 Percent of dwp members with access to a choice of provider access points over miles

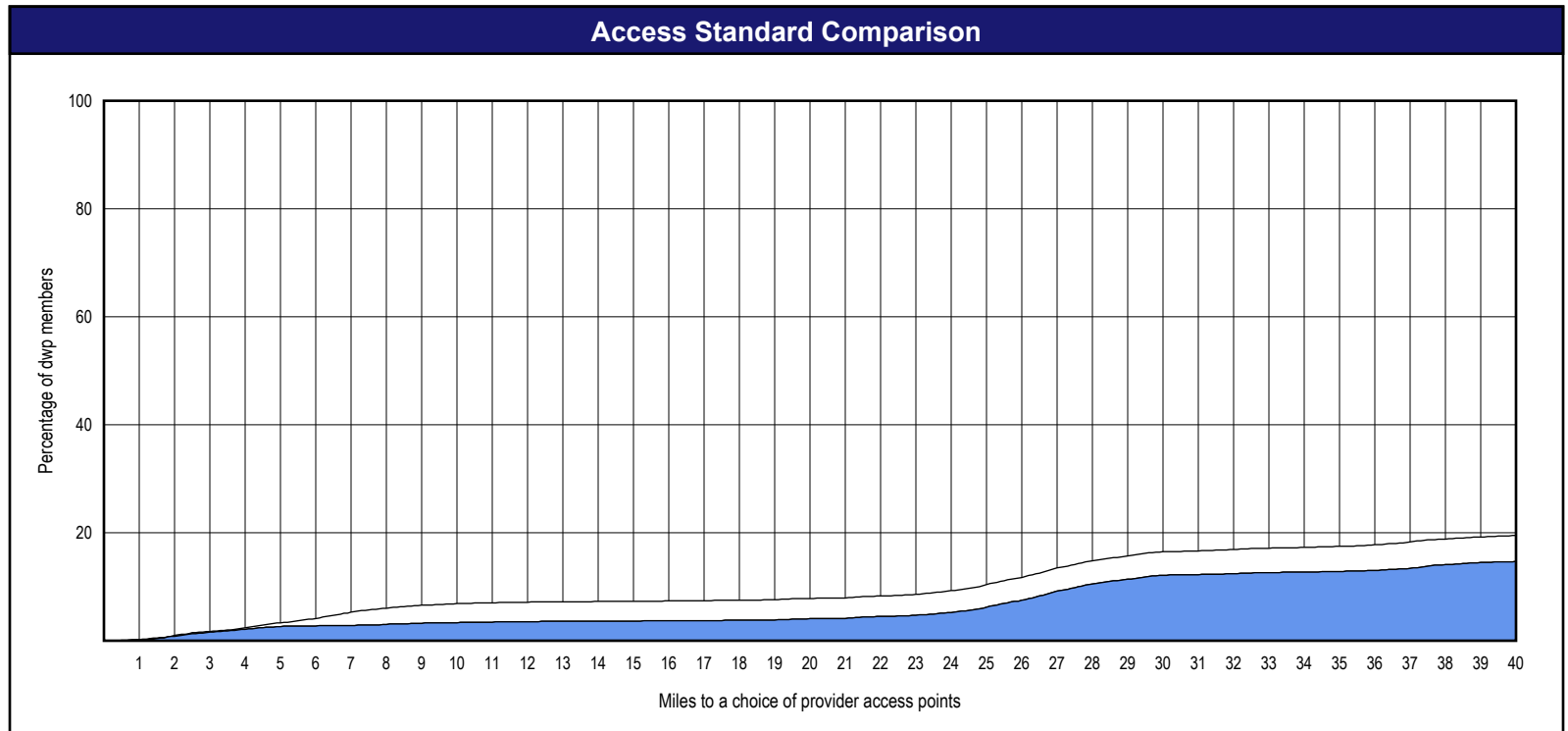
- 1st closest
- 2nd closest
- 3rd closest

<sup>1</sup> The Access Standard is defined as (DWP Members (Iowa)) dwp members accessing:  
 1 (Prosthodontists (Iowa)) provider access points in 30 miles and 30 minutes



### Distances/Times

	Average
Distance/Time to 1st closest provider access points	78.9 miles 119.3 mins
Distance/Time to 2nd closest provider access points	110.4 miles 166.6 mins
Distance/Time to 3rd closest provider access points	110.4 miles 166.6 mins



# Access Overview - Pedodontists (30 miles/30 minutes)

October 3, 2022

Access Analysis  
Pedodontists (30 miles/30 minutes)

DWP Member / Provider Access Points  
Groups

- DWP Members (Iowa)
- Pedodontists (Iowa)


Comparison Graph

Percent of dwp members with access to a choice of provider access points over miles

- 1st closest
- 2nd closest
- 3rd closest

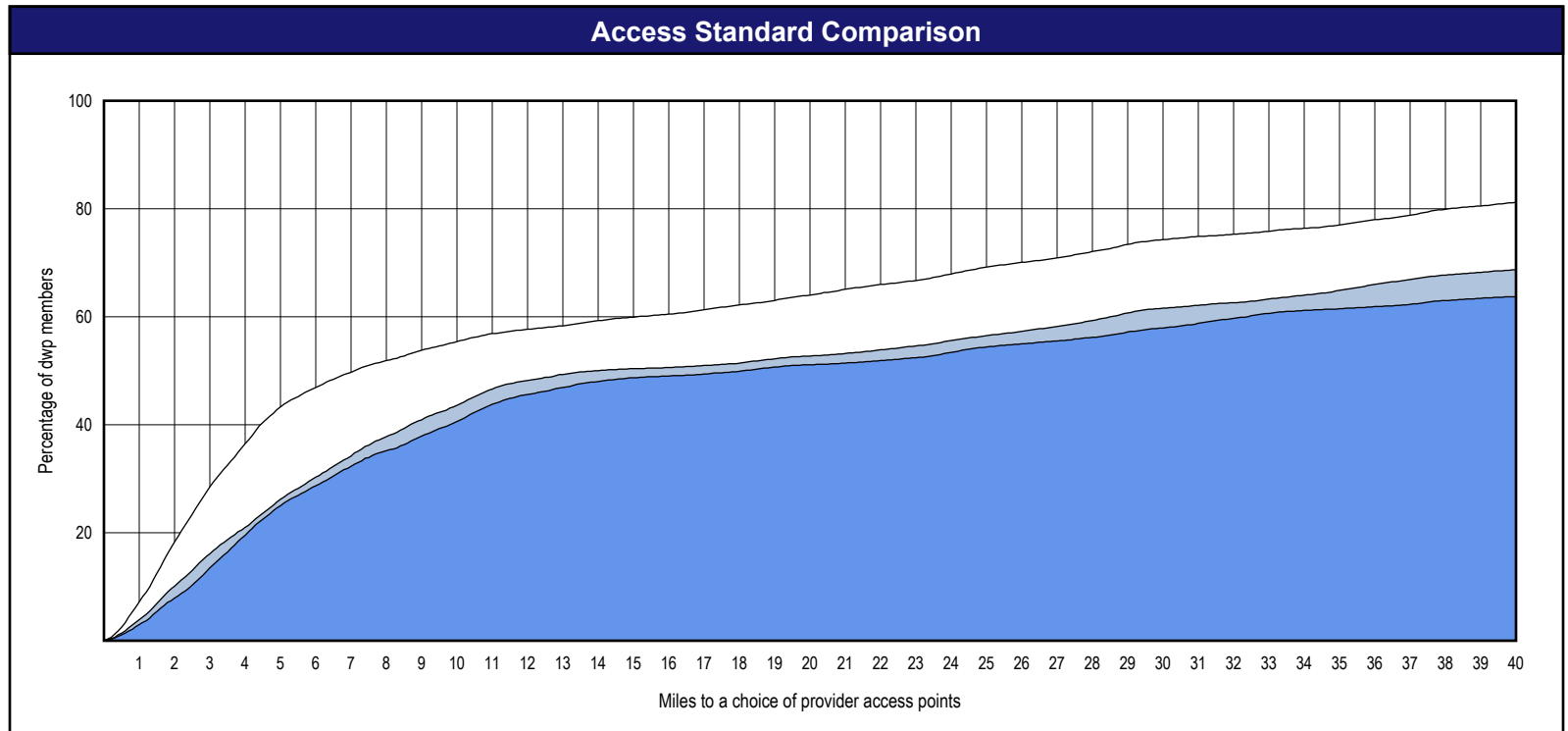
<sup>1</sup> The Access Standard is defined as (DWP Members (Iowa)) dwp members accessing:

1 (Pedodontists (Iowa)) provider access points in 30 miles and 30 minutes



### Distances/Times

	Average
Distance/Time to 1st closest provider access points	18.6 miles 20.8 mins
Distance/Time to 2nd closest provider access points	26.5 miles 29.9 mins
Distance/Time to 3rd closest provider access points	29.8 miles 33.7 mins



# Access Overview - All Dentists (60 miles/60 minutes)

October 3, 2022

**Access Analysis**

All Dentists (60 miles/60 minutes)

DWP Member / Provider Access Points Groups

- DWP Members (Iowa)
- All Dentists (Iowa)


**Comparison Graph**

Percent of dwp members with access to a choice of provider access points over miles

- 1st closest
- 2nd closest
- 3rd closest

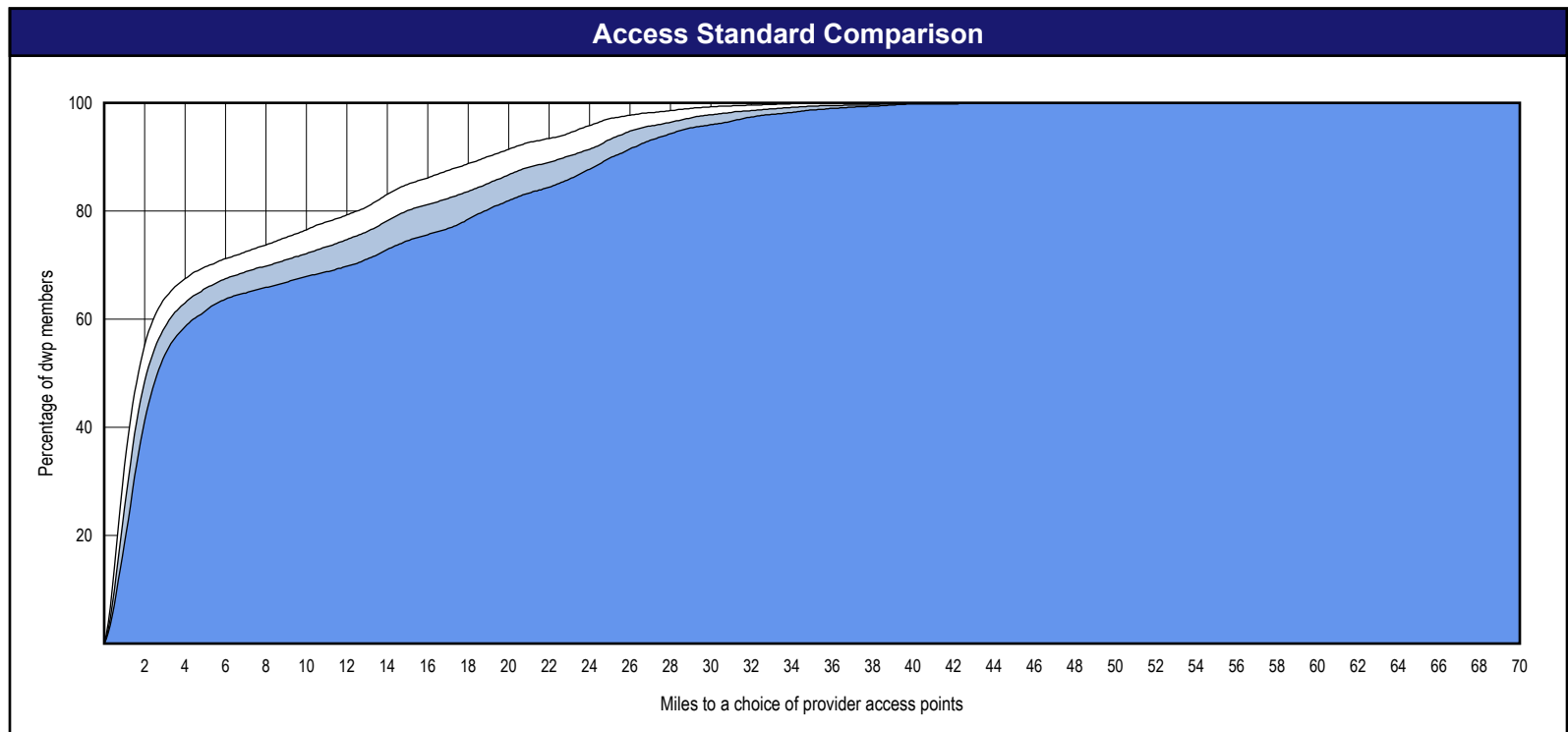
<sup>1</sup> The Access Standard is defined as (DWP Members (Iowa)) dwp members accessing:

1 (All Dentists (Iowa)) provider access points in 60 miles and 60 minutes



### Distances/Times

	Average
Distance/Time to 1st closest provider access points	5.8 miles 6.5 mins
Distance/Time to 2nd closest provider access points	7.2 miles 8.0 mins
Distance/Time to 3rd closest provider access points	8.6 miles 9.5 mins



# Access Overview - General Dentists (60 miles/60 minutes)

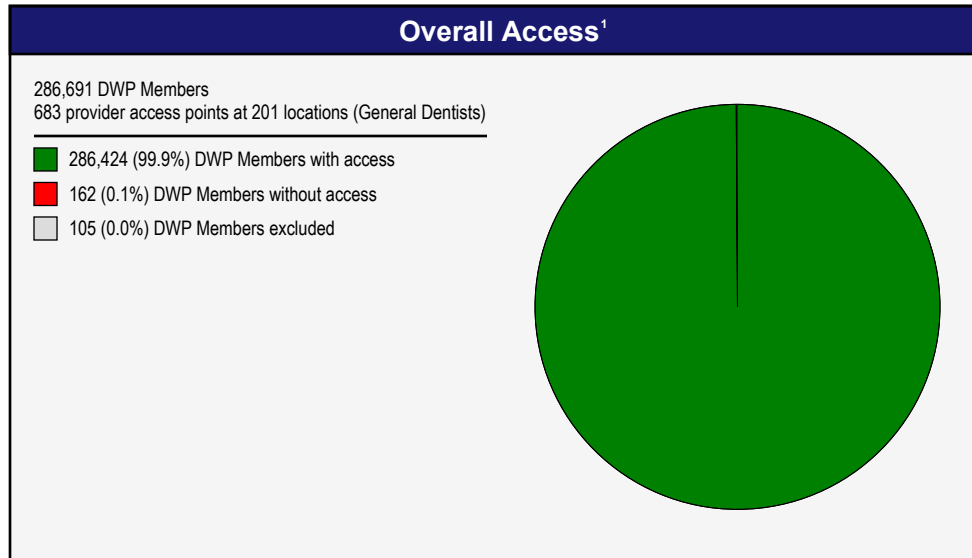
October 3, 2022

Access Analysis  
 General Dentists (60 miles/60 minutes)  
 DWP Member / Provider Access Points Groups  
 DWP Members (Iowa)  
 General Dentists (Iowa)

Comparison Graph  
 Percent of dwp members with access to a choice of provider access points over miles

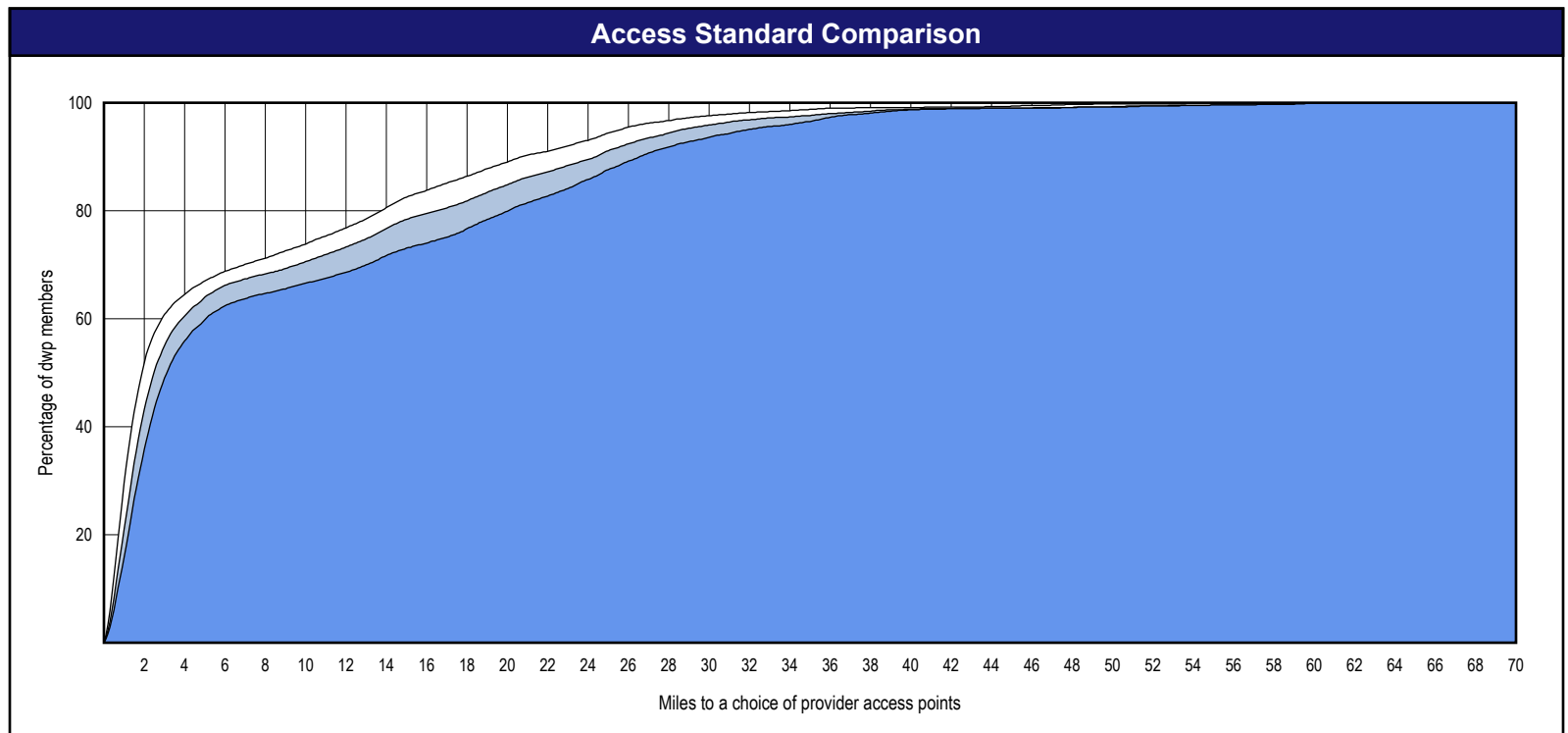
- 1st closest
- 2nd closest
- 3rd closest

<sup>1</sup> The Access Standard is defined as (DWP Members (Iowa)) dwp members accessing:  
 1 (General Dentists (Iowa)) provider access points in 60 miles and 60 minutes



### Distances/Times

	Average
Distance/Time to 1st closest provider access points	6.7 miles 7.5 mins
Distance/Time to 2nd closest provider access points	8.1 miles 9.0 mins
Distance/Time to 3rd closest provider access points	9.5 miles 10.6 mins



# Access Overview - Orthodontists (60 miles/60 minutes)

October 3, 2022

Access Analysis  
Orthodontists (60 miles/60 minutes)

DWP Member / Provider Access Points  
Groups

- DWP Members (Iowa)
- Orthodontists (Iowa)

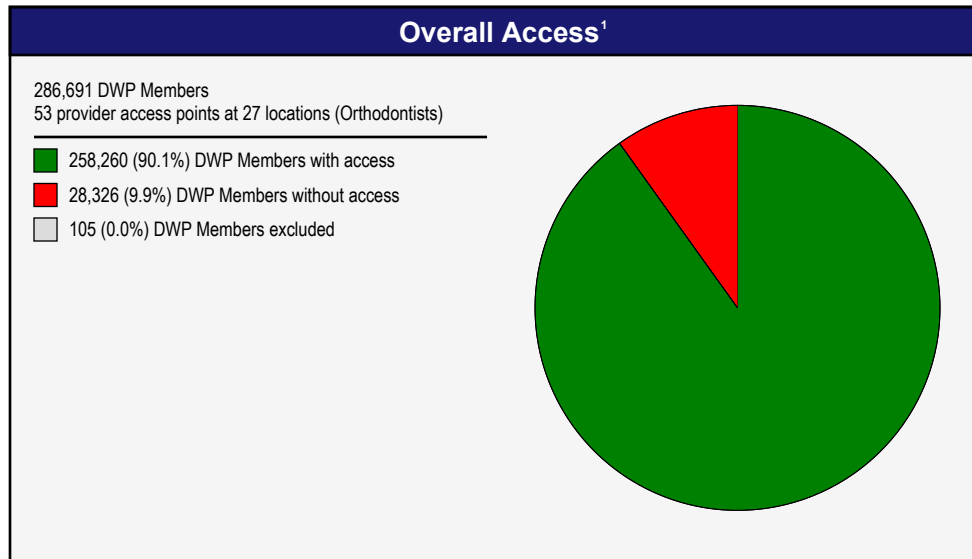
Comparison Graph

Percent of dwp members with access to a choice of provider access points over miles

- 1st closest
- 2nd closest
- 3rd closest

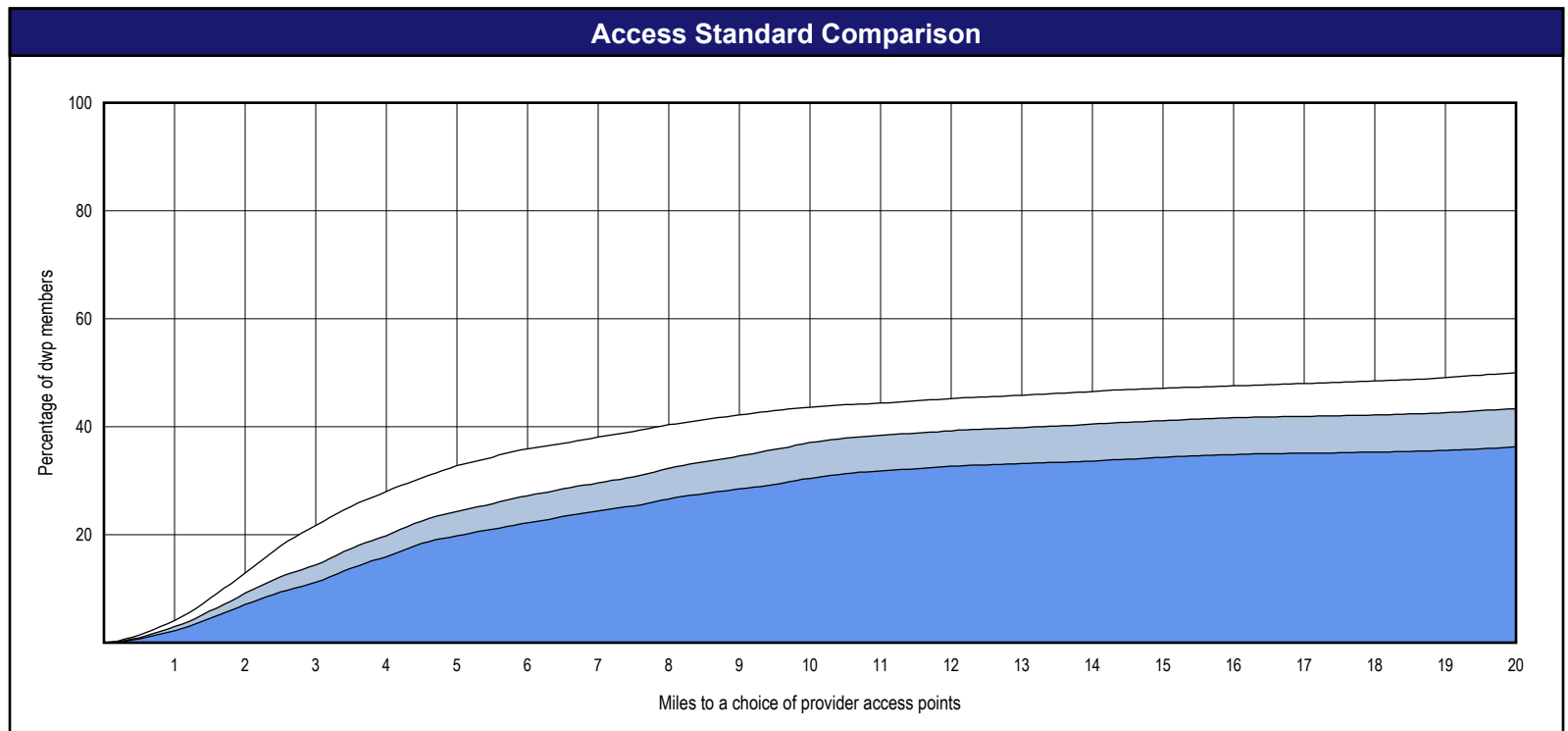
<sup>1</sup> The Access Standard is defined as (DWP Members (Iowa)) dwp members accessing:

1 (Orthodontists (Iowa)) provider access points in 60 miles and 60 minutes



### Distances/Times

	Average
Distance/Time to 1st closest provider access points	23.0 miles 26.9 mins
Distance/Time to 2nd closest provider access points	32.7 miles 41.2 mins
Distance/Time to 3rd closest provider access points	37.1 miles 49.0 mins




# Access Overview - Oral Surgeons (60 miles/60 minutes)

October 3, 2022

Access Analysis  
 Oral Surgeons (60 miles/60 minutes)  
 DWP Member / Provider Access Points Groups  
 DWP Members (Iowa)  
 Oral Surgeons (Iowa)

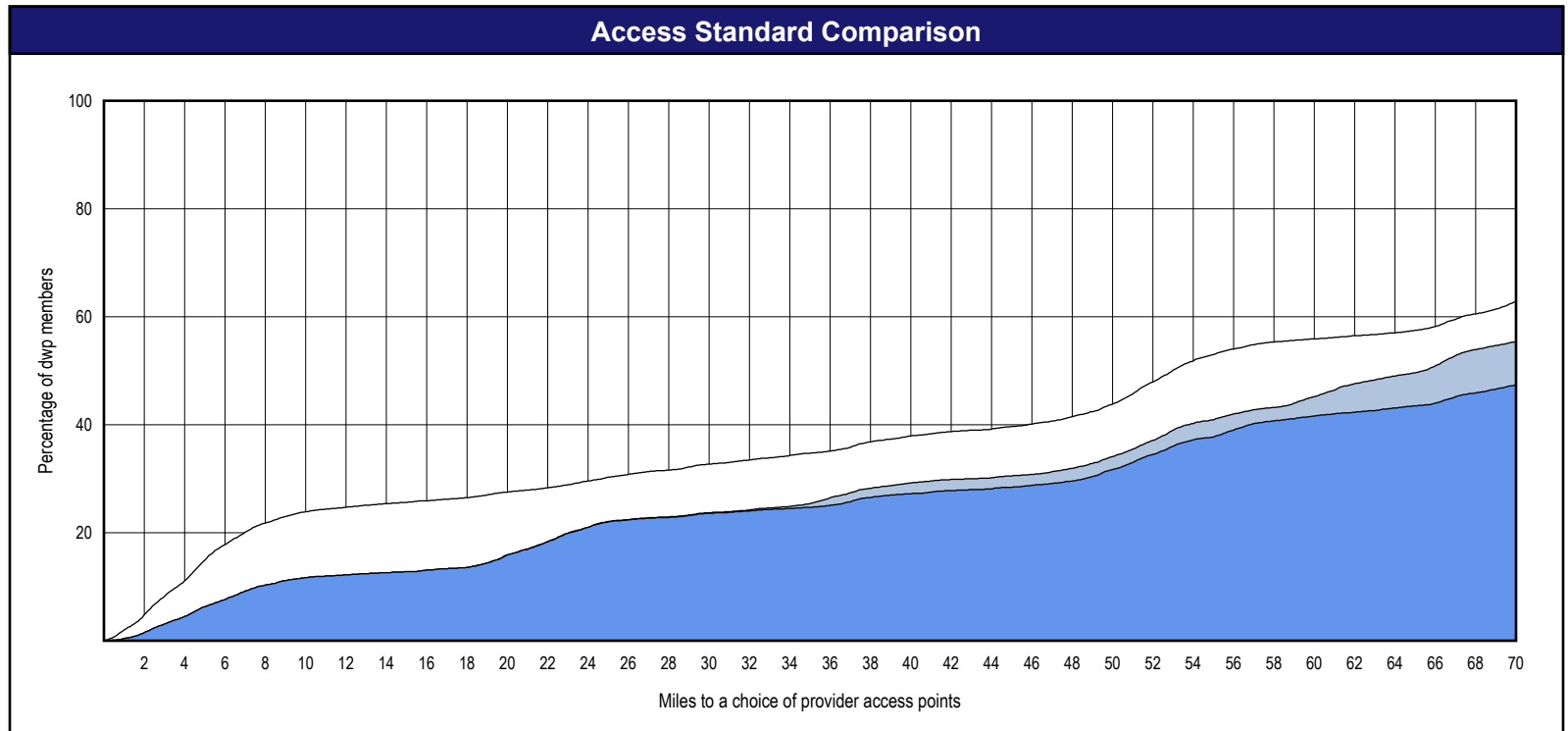
Comparison Graph  
 Percent of dwp members with access to a choice of provider access points over miles  
 1st closest  
 2nd closest  
 3rd closest

<sup>1</sup> The Access Standard is defined as (DWP Members (Iowa)) dwp members accessing:  
 1 (Oral Surgeons (Iowa)) provider access points in 60 miles and 60 minutes



### Distances/Times

	Average
Distance/Time to 1st closest provider access points	52.4 miles 66.2 mins
Distance/Time to 2nd closest provider access points	62.8 miles 76.8 mins
Distance/Time to 3rd closest provider access points	66.1 miles 82.5 mins



# Access Overview - Endodontists (60 miles/60 minutes)

October 3, 2022

Access Analysis  
Endodontists (60 miles/60 minutes)

DWP Member / Provider Access Points  
Groups

- DWP Members (Iowa)
- Endodontists (Iowa)


Comparison Graph

Percent of dwp members with access to a choice of provider access points over miles

- 1st closest
- 2nd closest
- 3rd closest

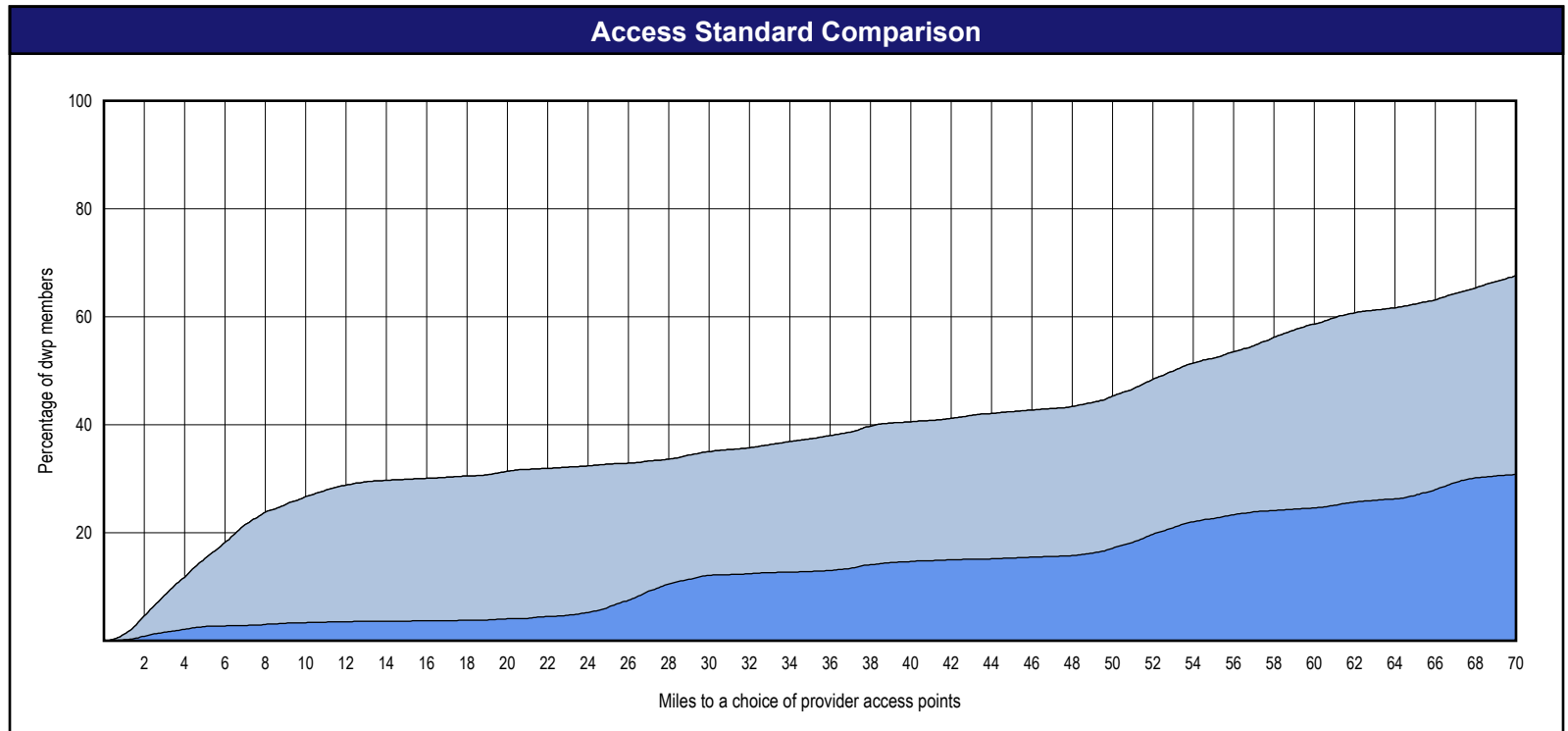
<sup>1</sup> The Access Standard is defined as (DWP Members (Iowa)) dwp members accessing:

1 (Endodontists (Iowa)) provider access points in 60 miles and 60 minutes



### Distances/Times

	Average
Distance/Time to 1st closest provider access points	56.3 miles 80.2 mins
Distance/Time to 2nd closest provider access points	56.3 miles 80.2 mins
Distance/Time to 3rd closest provider access points	106.9 miles 141.5 mins





# Access Overview - Prosthodontists (60 miles/60 minutes)


October 3, 2022

Access Analysis  
 Prosthodontists (60 miles/60 minutes)  
 DWP Member / Provider Access Points Groups  
 DWP Members (Iowa)  
 Prosthodontists (Iowa)

Comparison Graph  
 Percent of dwp members with access to a choice of provider access points over miles

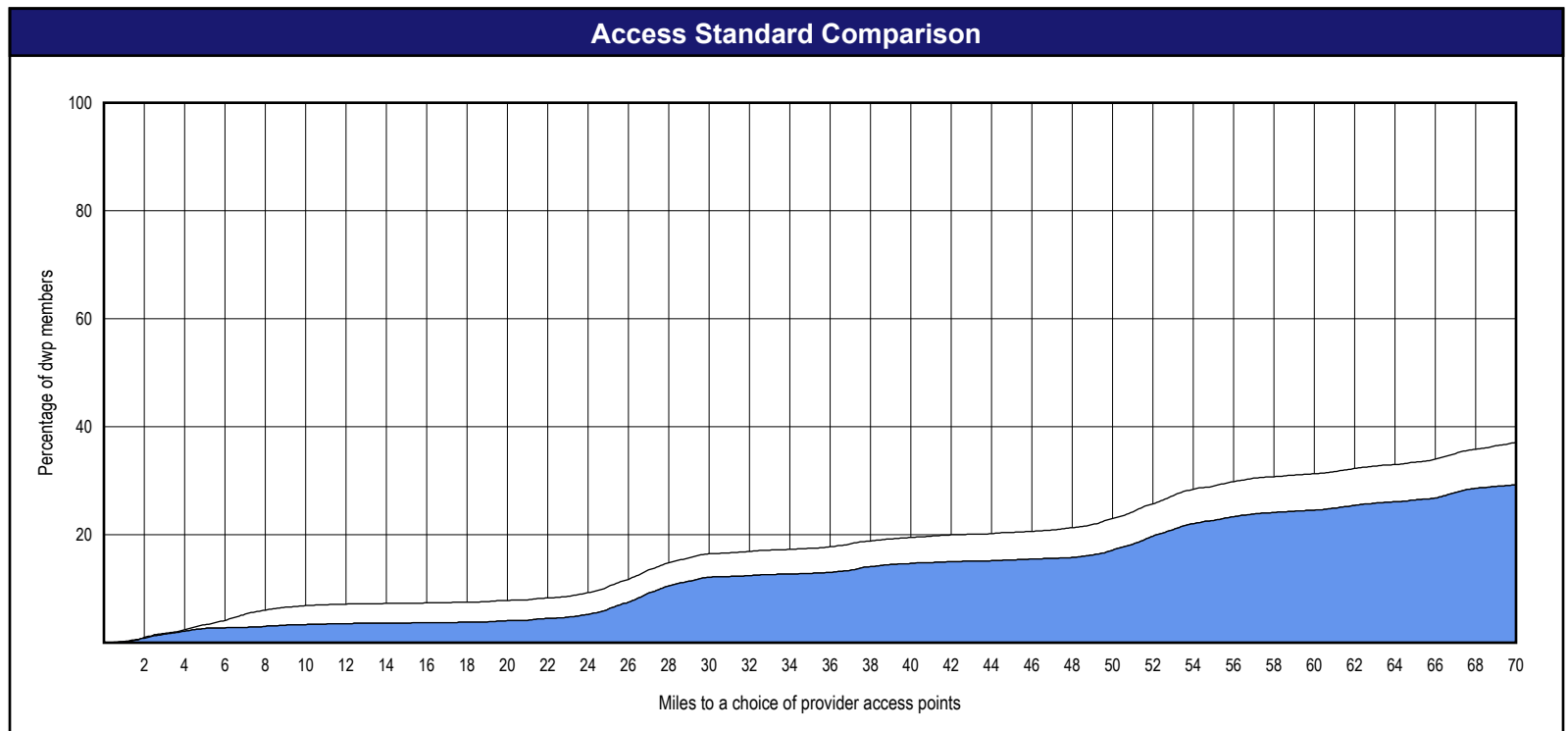
- 1st closest
- 2nd closest
- 3rd closest

<sup>1</sup> The Access Standard is defined as (DWP Members (Iowa)) dwp members accessing:  
 1 (Prosthodontists (Iowa)) provider access points in 60 miles and 60 minutes



### Distances/Times

	Average
Distance/Time to 1st closest provider access points	78.9 miles 119.3 mins
Distance/Time to 2nd closest provider access points	110.4 miles 166.6 mins
Distance/Time to 3rd closest provider access points	110.4 miles 166.6 mins



# Access Overview - Periodontists (60 miles/60 minutes)

October 3, 2022

Access Analysis  
Periodontists (60 miles/60 minutes)

DWP Member / Provider Access Points Groups

- DWP Members (Iowa)
- Periodontists (Iowa)


Comparison Graph

Percent of dwp members with access to a choice of provider access points over miles

- 1st closest
- 2nd closest
- 3rd closest

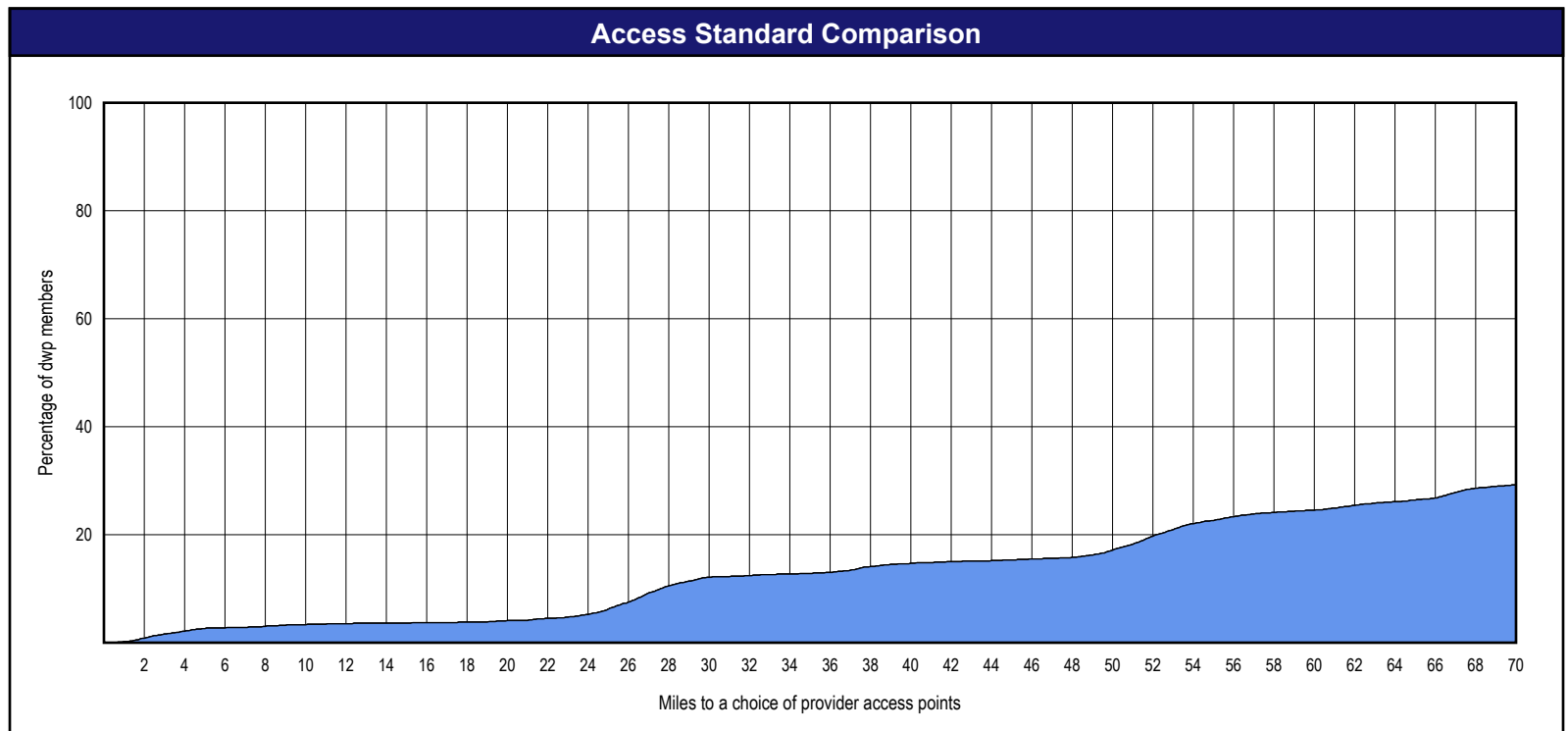
<sup>1</sup> The Access Standard is defined as (DWP Members (Iowa)) dwp members accessing:

1 (Periodontists (Iowa)) provider access points in 60 miles and 60 minutes



### Distances/Times

	Average
Distance/Time to 1st closest provider access points	110.4 miles 166.6 mins
Distance/Time to 2nd closest provider access points	110.4 miles 166.6 mins
Distance/Time to 3rd closest provider access points	110.4 miles 166.6 mins



# Access Overview - Pedontists (60 miles/60 minutes)

October 3, 2022

Access Analysis  
Pedodontists (60 miles/60 minutes)

DWP Member / Provider Access Points  
Groups

- DWP Members (Iowa)
- Pedodontists (Iowa)

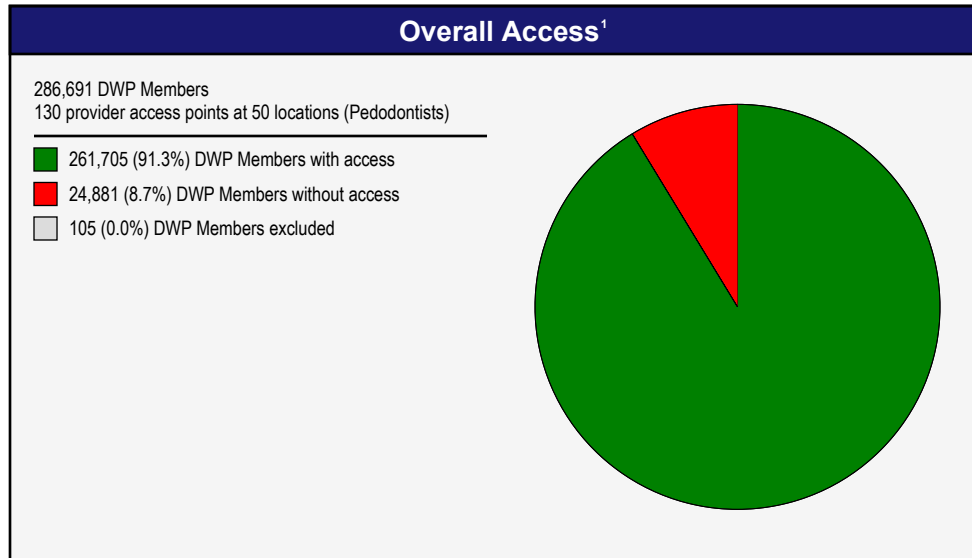
Comparison Graph

Percent of dwp members with access to a choice of provider access points over miles

- 1st closest
- 2nd closest
- 3rd closest

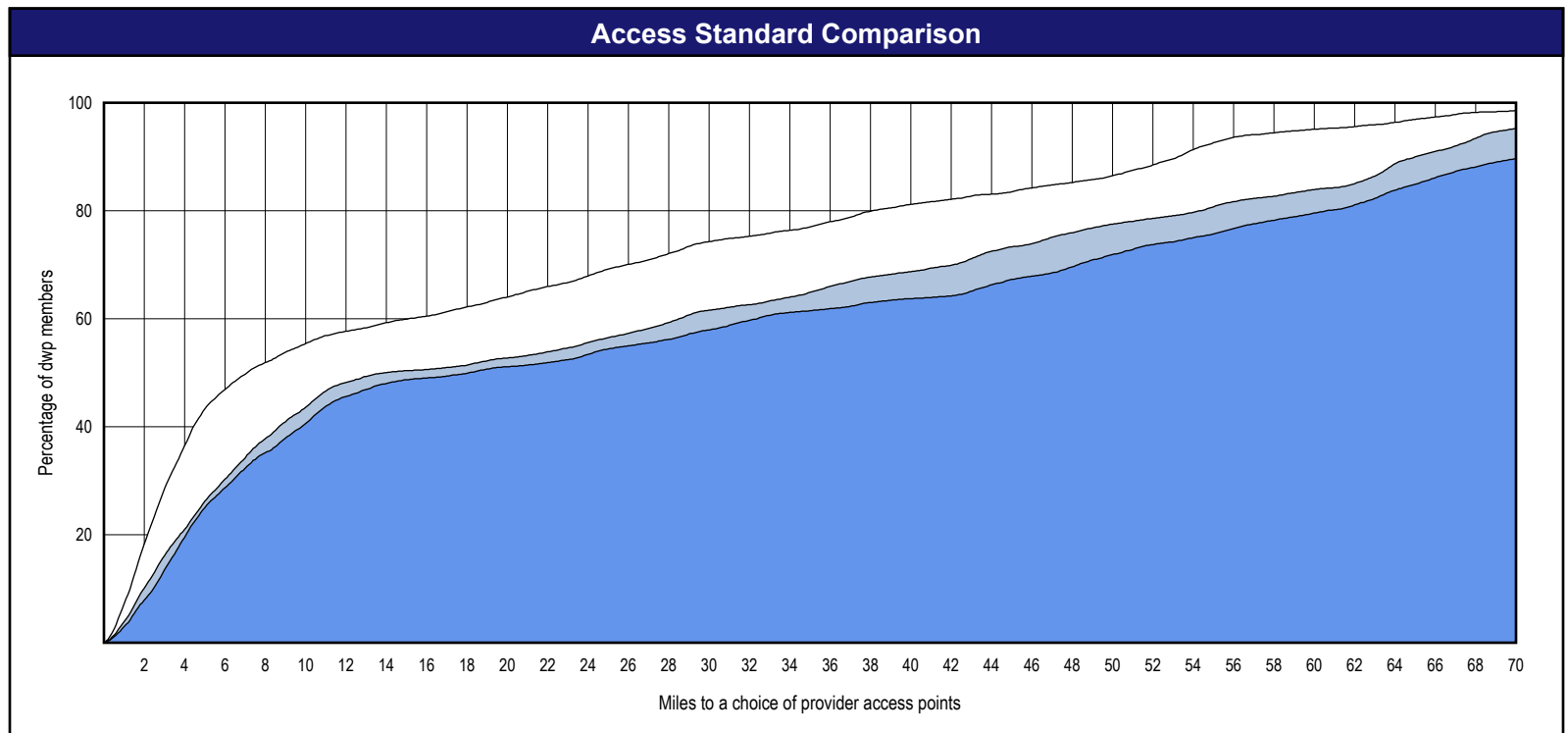
<sup>1</sup> The Access Standard is defined as (DWP Members (Iowa)) dwp members accessing:

1 (Pedodontists (Iowa)) provider access points in 60 miles and 60 minutes



### Distances/Times

	Average
Distance/Time to 1st closest provider access points	18.6 miles 20.8 mins
Distance/Time to 2nd closest provider access points	26.5 miles 29.9 mins
Distance/Time to 3rd closest provider access points	29.8 miles 33.7 mins



# Access Overview - All Dentists (90 miles/90 minutes)


October 3, 2022

Access Analysis  
 All Dentists (90 miles/90 minutes)  
 DWP Member / Provider Access Points Groups  
 DWP Members (Iowa)  
 All Dentists (Iowa)

Comparison Graph  
 Percent of dwp members with access to a choice of provider access points over miles

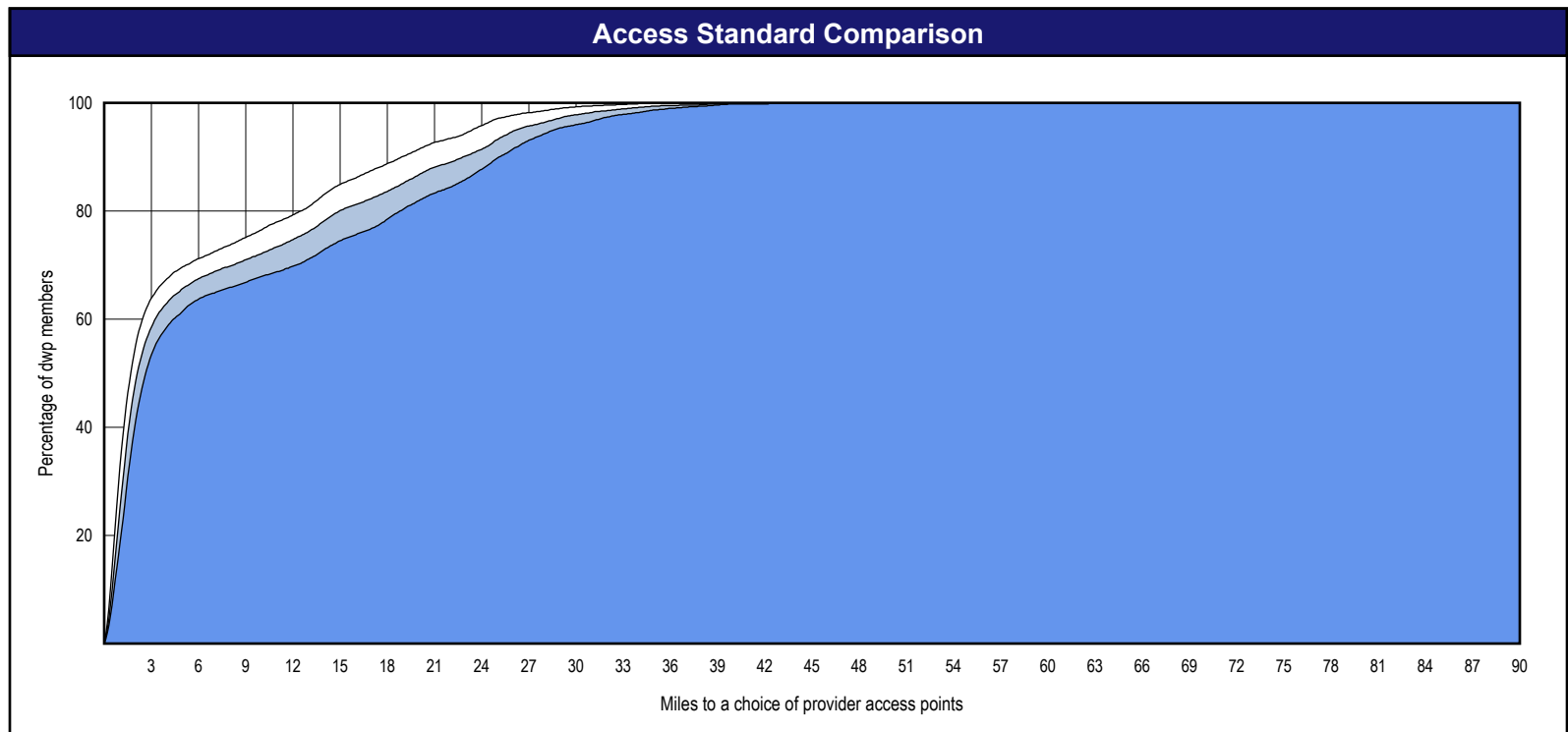
- 1st closest
- 2nd closest
- 3rd closest

<sup>1</sup> The Access Standard is defined as (DWP Members (Iowa)) dwp members accessing:  
 1 (All Dentists (Iowa)) provider access points in 90 miles and 90 minutes



### Distances/Times

	Average
Distance/Time to 1st closest provider access points	5.8 miles 6.5 mins
Distance/Time to 2nd closest provider access points	7.2 miles 8.0 mins
Distance/Time to 3rd closest provider access points	8.6 miles 9.5 mins



# Access Overview - General Dentists (90 miles/90 minutes)

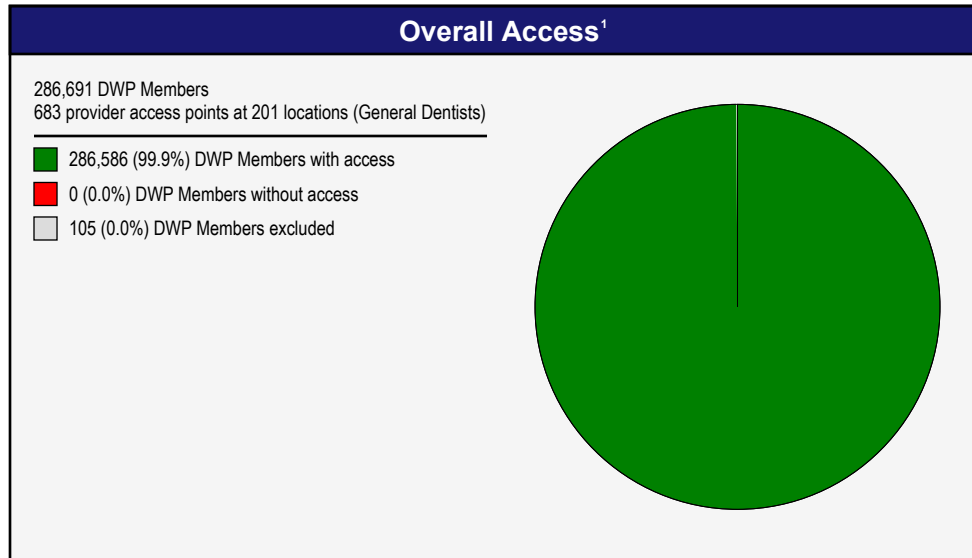
October 3, 2022

Access Analysis  
 General Dentists (90 miles/90 minutes)  
 DWP Member / Provider Access Points Groups  
 DWP Members (Iowa)  
 General Dentists (Iowa)

Comparison Graph  
 Percent of dwp members with access to a choice of provider access points over miles

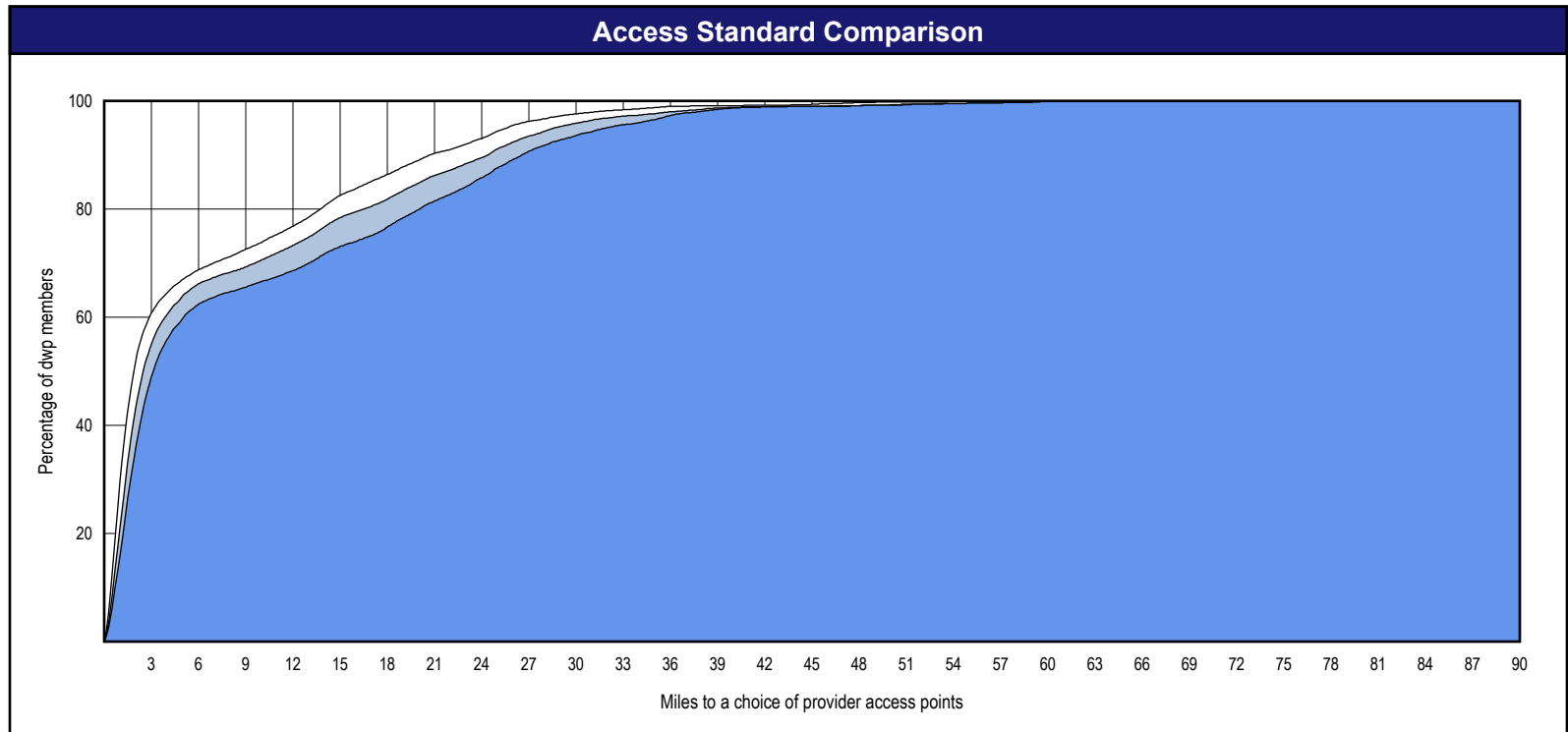
- 1st closest
- 2nd closest
- 3rd closest

<sup>1</sup> The Access Standard is defined as (DWP Members (Iowa)) dwp members accessing:  
 1 (General Dentists (Iowa)) provider access points in 90 miles and 90 minutes



### Distances/Times

	Average
Distance/Time to 1st closest provider access points	6.7 miles 7.5 mins
Distance/Time to 2nd closest provider access points	8.1 miles 9.0 mins
Distance/Time to 3rd closest provider access points	9.5 miles 10.6 mins



# Access Overview - Orthodontists (90 miles/90 minutes)

October 3, 2022

Access Analysis  
Orthodontists (90 miles/90 minutes)

DWP Member / Provider Access Points Groups  
DWP Members (Iowa)  
Orthodontists (Iowa)

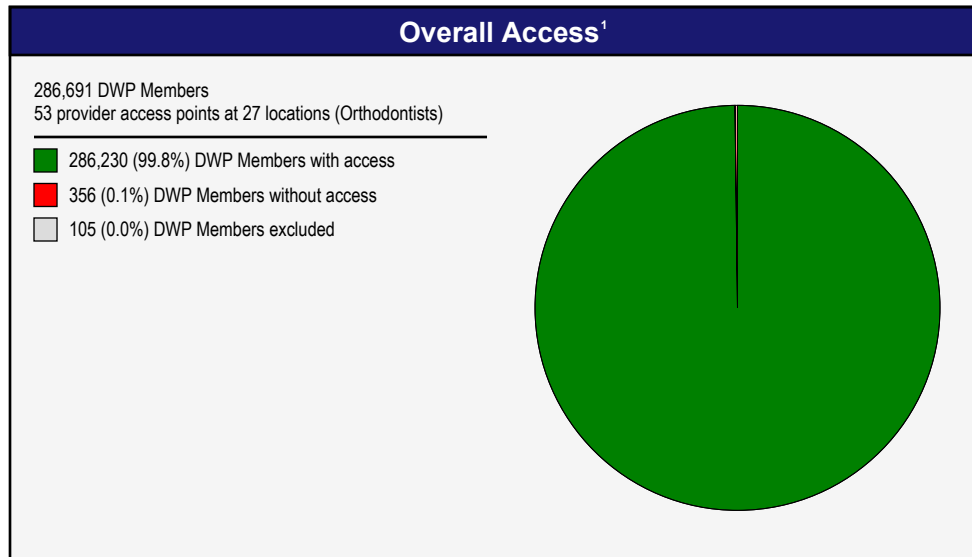
Comparison Graph

Percent of dwp members with access to a choice of provider access points over miles

- 1st closest
- 2nd closest
- 3rd closest

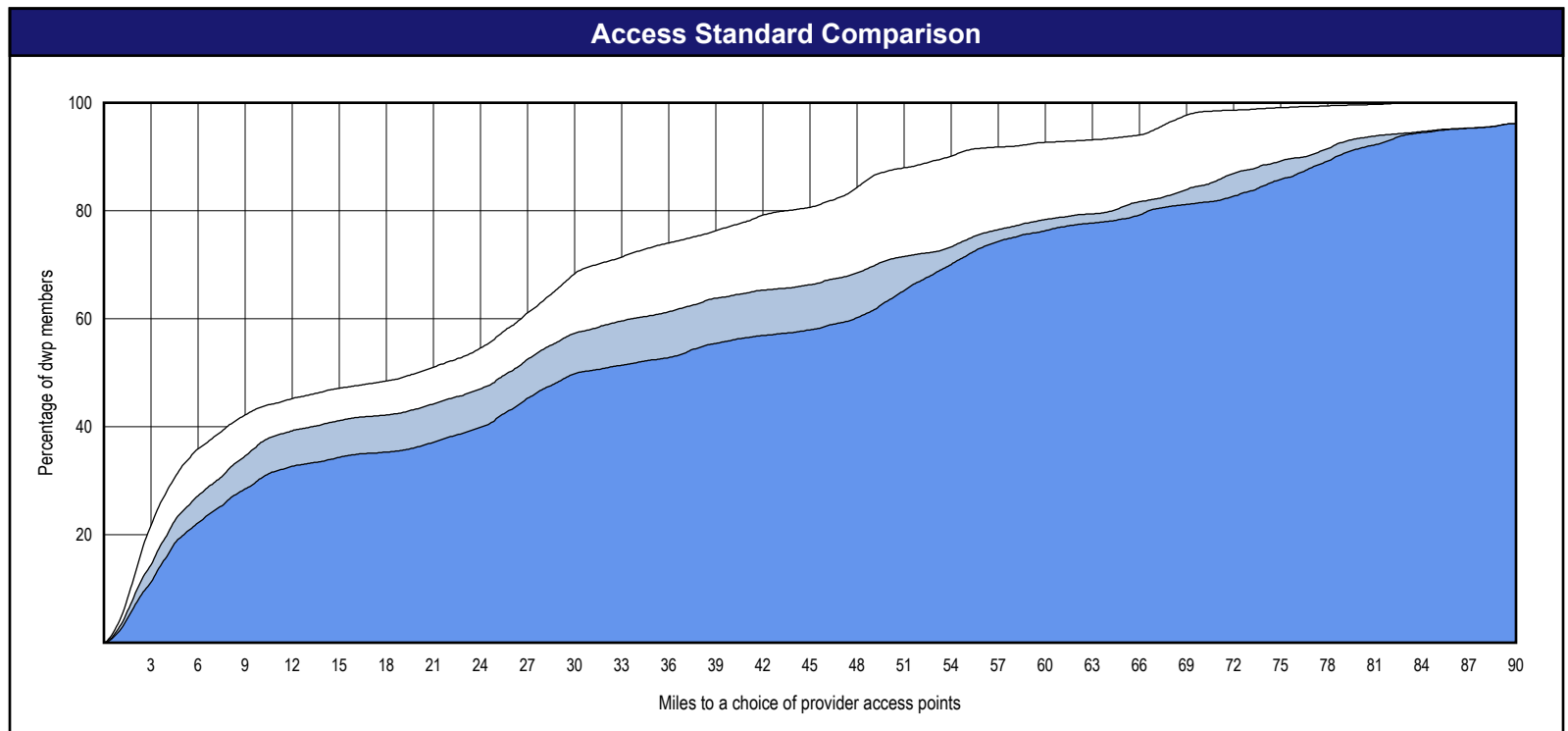
<sup>1</sup> The Access Standard is defined as (DWP Members (Iowa)) dwp members accessing:

1 (Orthodontists (Iowa)) provider access points in 90 miles and 90 minutes



### Distances/Times

	Average
Distance/Time to 1st closest provider access points	23.0 miles 26.9 mins
Distance/Time to 2nd closest provider access points	32.7 miles 41.2 mins
Distance/Time to 3rd closest provider access points	37.1 miles 49.0 mins



# Access Overview - Oral Surgeons (90 miles/90 minutes)

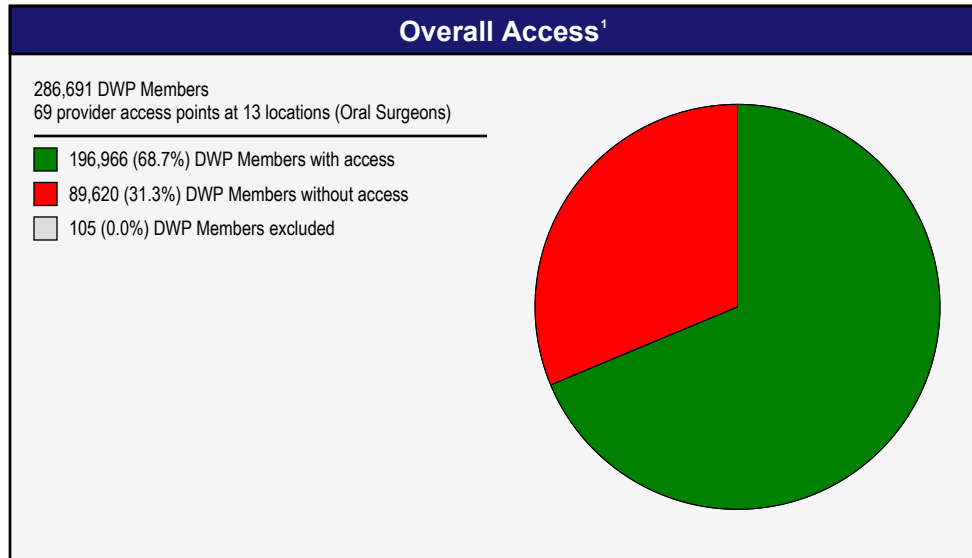
October 3, 2022

Access Analysis  
 Oral Surgeons (90 miles/90 minutes)  
 DWP Member / Provider Access Points Groups  
 DWP Members (Iowa)  
 Oral Surgeons (Iowa)

Comparison Graph  
 Percent of dwp members with access to a choice of provider access points over miles

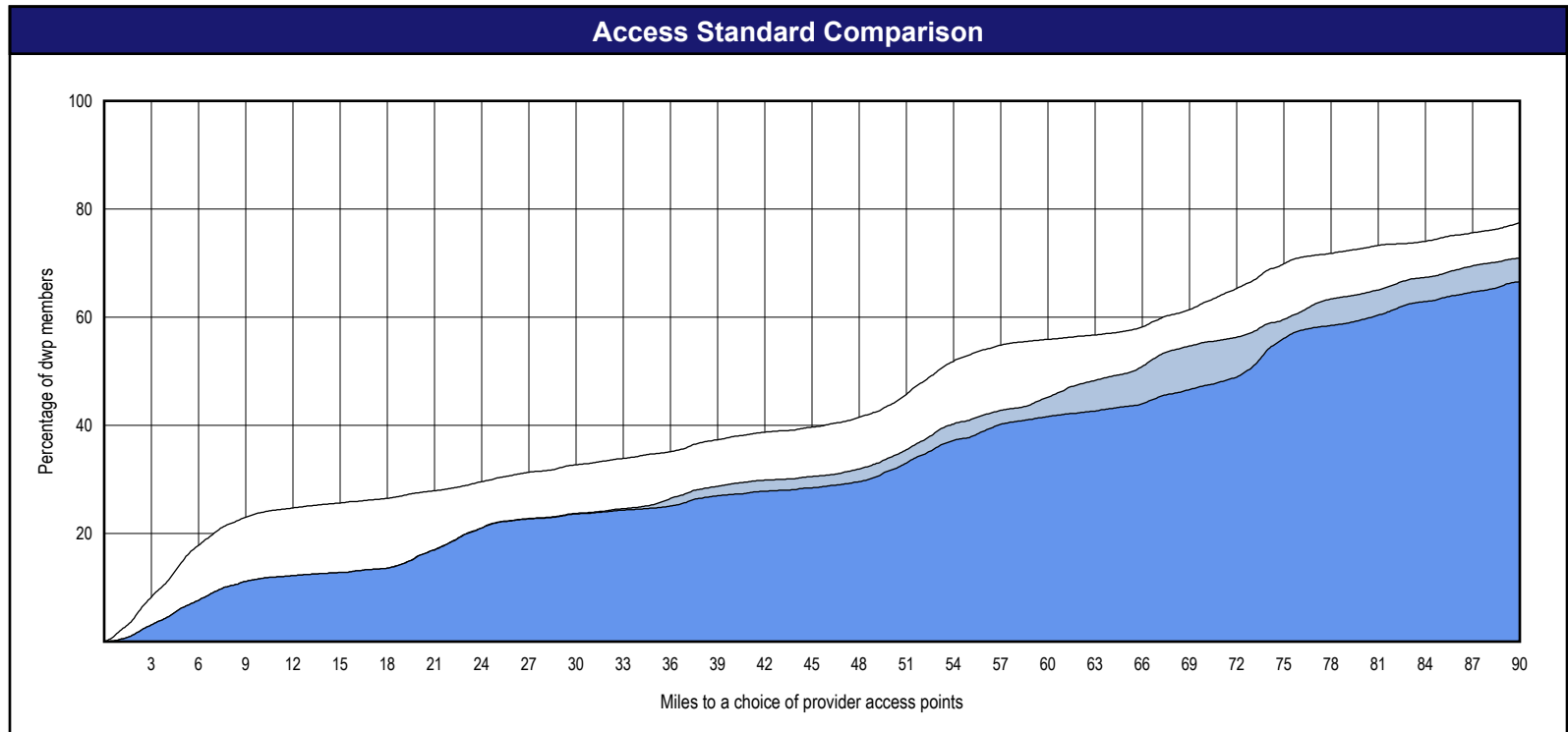
- 1st closest
- 2nd closest
- 3rd closest

<sup>1</sup> The Access Standard is defined as (DWP Members (Iowa)) dwp members accessing:  
 1 (Oral Surgeons (Iowa)) provider access points in 90 miles and 90 minutes



### Distances/Times

	Average
Distance/Time to 1st closest provider access points	52.4 miles 66.2 mins
Distance/Time to 2nd closest provider access points	62.8 miles 76.8 mins
Distance/Time to 3rd closest provider access points	66.1 miles 82.5 mins



# Access Overview - Endodontists (90 miles/90 minutes)

October 3, 2022

Access Analysis  
Endodontists (90 miles/90 minutes)

DWP Member / Provider Access Points  
Groups

- DWP Members (Iowa)
- Endodontists (Iowa)


Comparison Graph

Percent of dwp members with access to a choice of provider access points over miles

- 1st closest
- 2nd closest
- 3rd closest

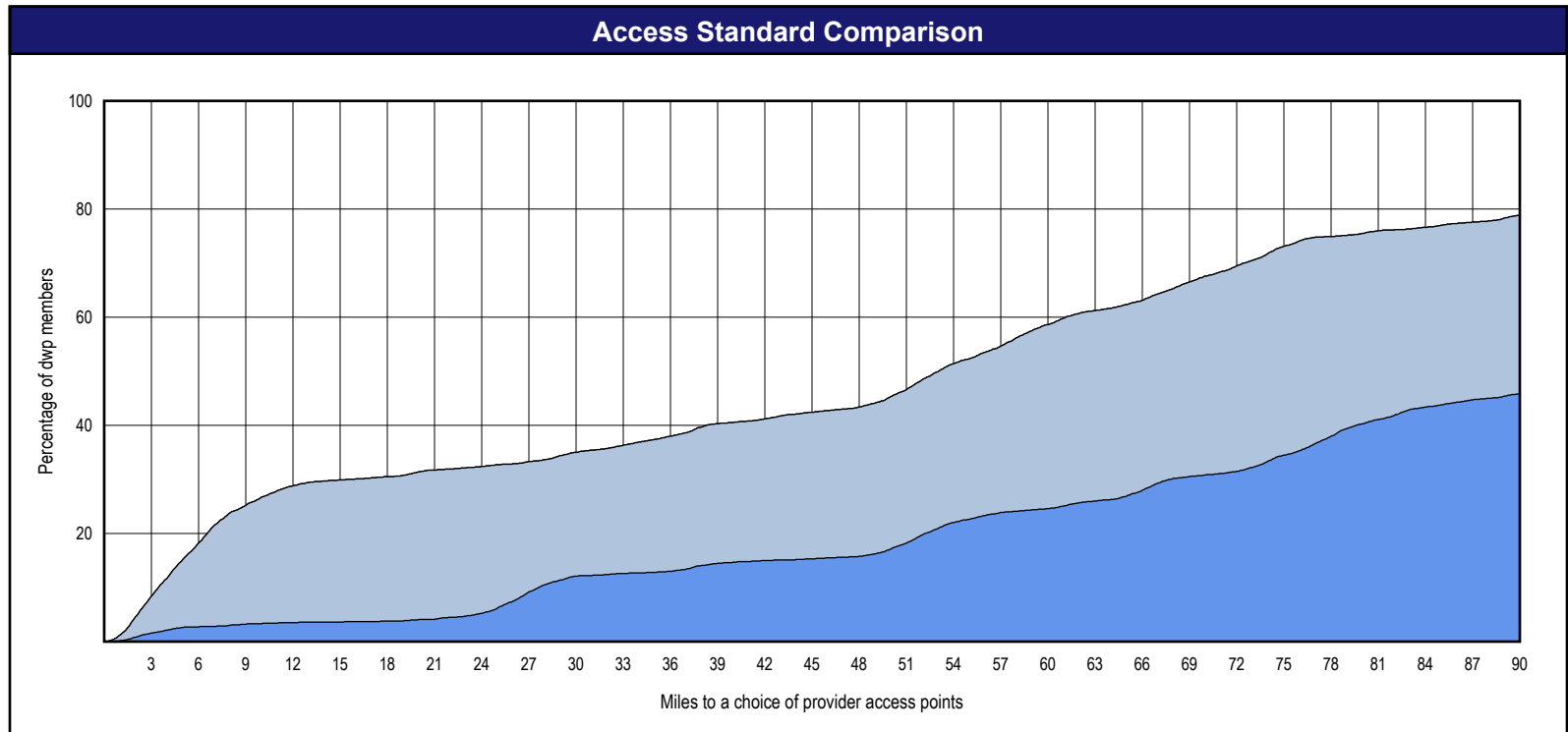
<sup>1</sup> The Access Standard is defined as (DWP Members (Iowa)) dwp members accessing:

1 (Endodontists (Iowa)) provider access points in 90 miles and 90 minutes



### Distances/Times

	Average
Distance/Time to 1st closest provider access points	56.3 miles 80.2 mins
Distance/Time to 2nd closest provider access points	56.3 miles 80.2 mins
Distance/Time to 3rd closest provider access points	106.9 miles 141.5 mins






# Access Overview - Prosthodontists (90 miles/90 minutes)

October 3, 2022

Access Analysis  
 Prosthodontists (90 miles/90 minutes)  
 DWP Member / Provider Access Points Groups  
 DWP Members (Iowa)  
 Prosthodontists (Iowa)

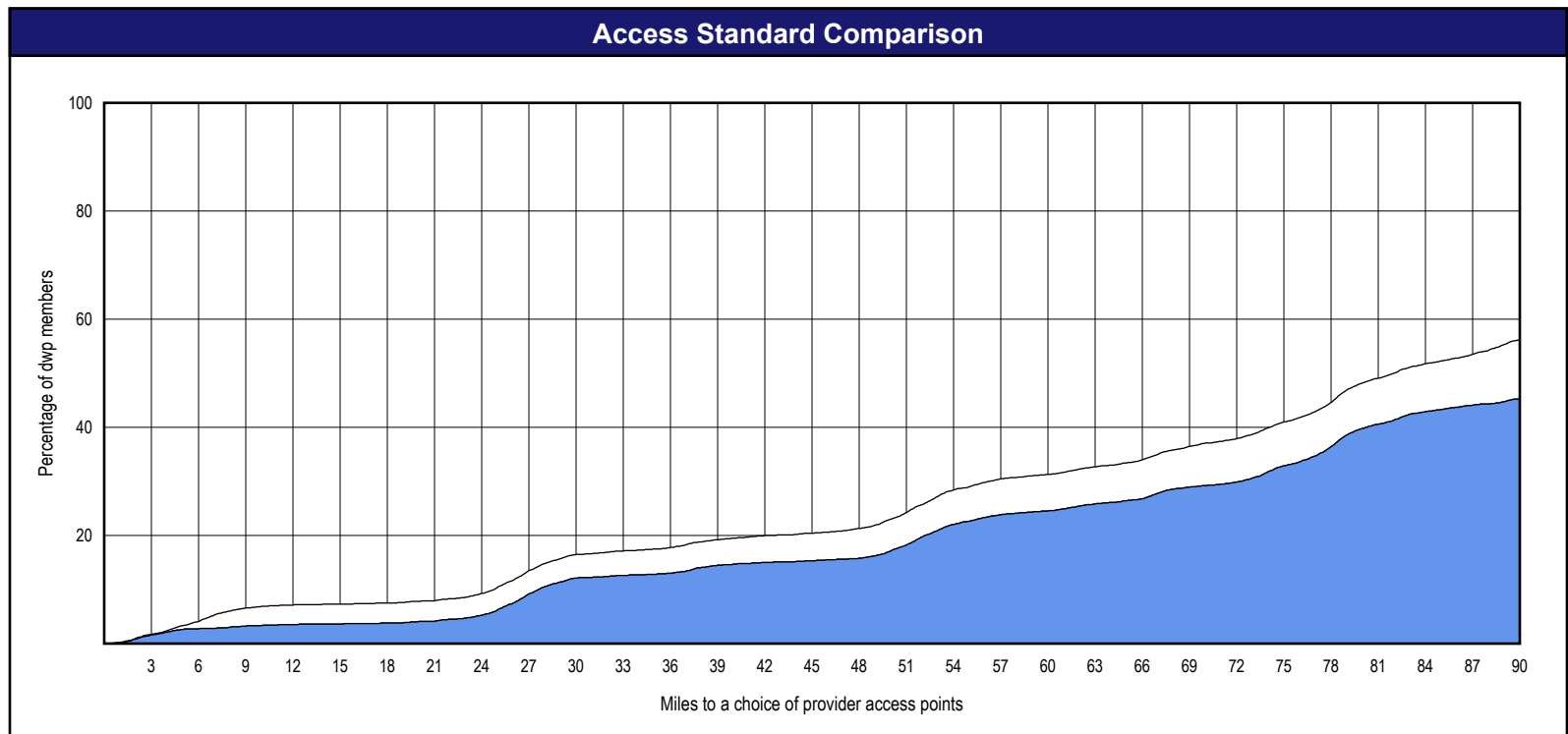
Comparison Graph  
 Percent of dwp members with access to a choice of provider access points over miles  
 1st closest  
 2nd closest  
 3rd closest

<sup>1</sup> The Access Standard is defined as (DWP Members (Iowa)) dwp members accessing:  
 1 (Prosthodontists (Iowa)) provider access points in 90 miles and 90 minutes



### Distances/Times

	Average
Distance/Time to 1st closest provider access points	78.9 miles 119.3 mins
Distance/Time to 2nd closest provider access points	110.4 miles 166.6 mins
Distance/Time to 3rd closest provider access points	110.4 miles 166.6 mins



# Access Overview - Periodontists (90 miles/90 minutes)

October 3, 2022

Access Analysis  
Periodontists (90 miles/90 minutes)

DWP Member / Provider Access Points  
Groups

- DWP Members (Iowa)
- Periodontists (Iowa)


Comparison Graph

Percent of dwp members with access to a choice of provider access points over miles

- 1st closest
- 2nd closest
- 3rd closest

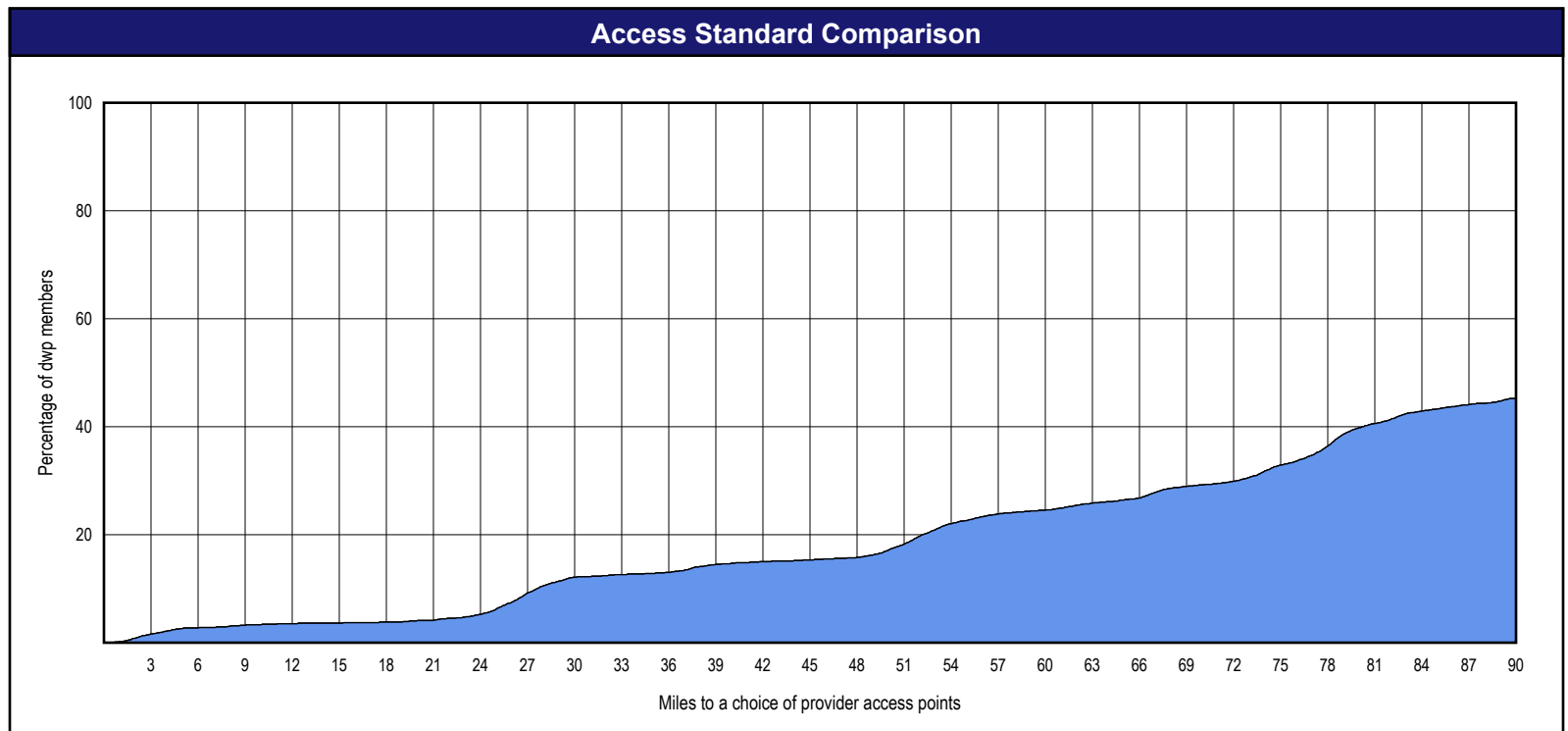
<sup>1</sup> The Access Standard is defined as (DWP Members (Iowa)) dwp members accessing:

1 (Periodontists (Iowa)) provider access points in 90 miles and 90 minutes



### Distances/Times

	Average
Distance/Time to 1st closest provider access points	110.4 miles 166.6 mins
Distance/Time to 2nd closest provider access points	110.4 miles 166.6 mins
Distance/Time to 3rd closest provider access points	110.4 miles 166.6 mins



# Access Overview - Pedodontists (90 miles/90 minutes)

October 3, 2022

Access Analysis  
 Periodontists (90 miles/90 minutes)

DWP Member / Provider Access Points  
 Groups

- DWP Members (Iowa)
- Periodontists (Iowa)


Comparison Graph

Percent of dwp members with access to a choice of provider access points over miles

- 1st closest
- 2nd closest
- 3rd closest

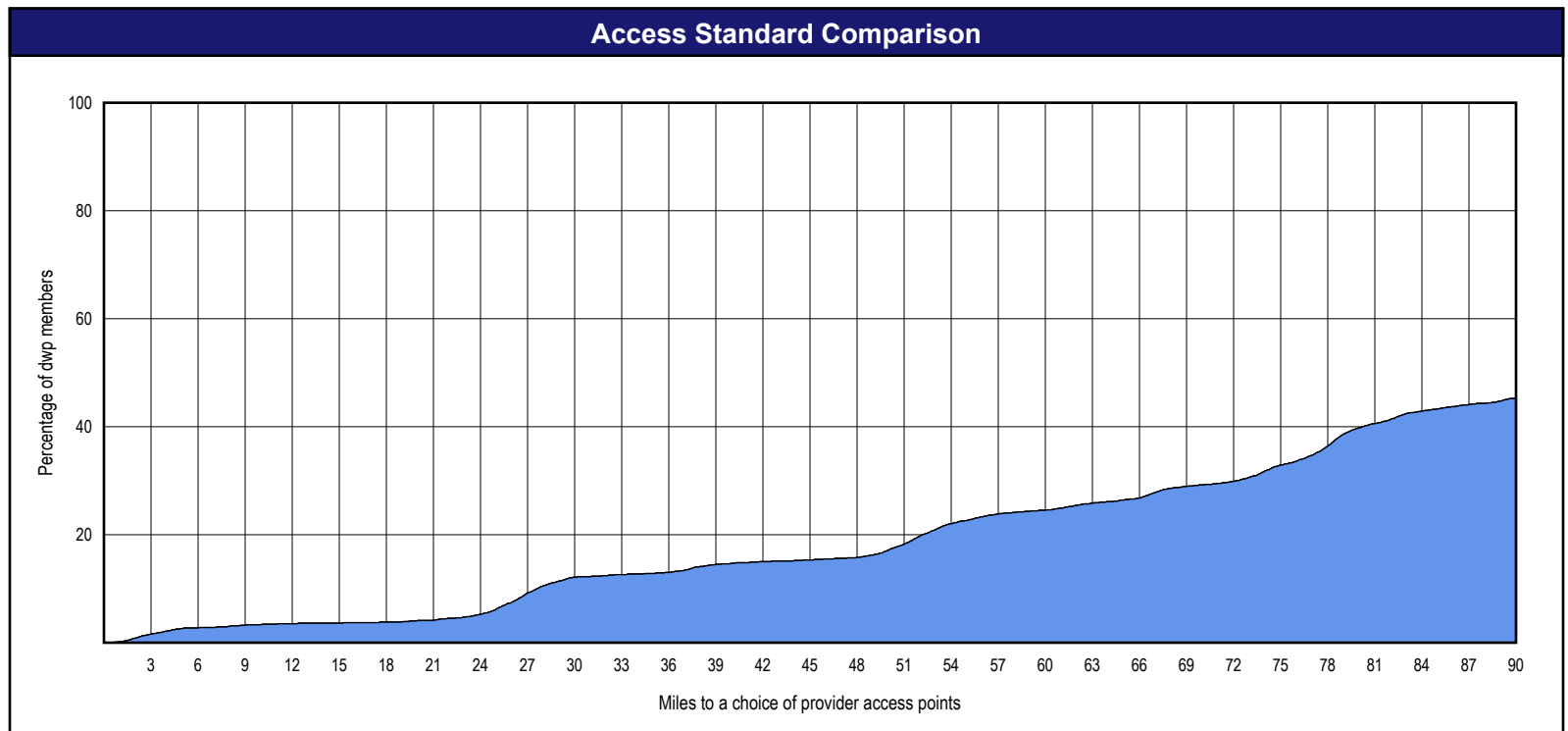
<sup>1</sup> The Access Standard is defined as (DWP Members (Iowa)) dwp members accessing:

1 (Periodontists (Iowa)) provider access points in 90 miles and 90 minutes



### Distances/Times

	Average
Distance/Time to 1st closest provider access points	110.4 miles 166.6 mins
Distance/Time to 2nd closest provider access points	110.4 miles 166.6 mins
Distance/Time to 3rd closest provider access points	110.4 miles 166.6 mins



# All Dentists Access Map

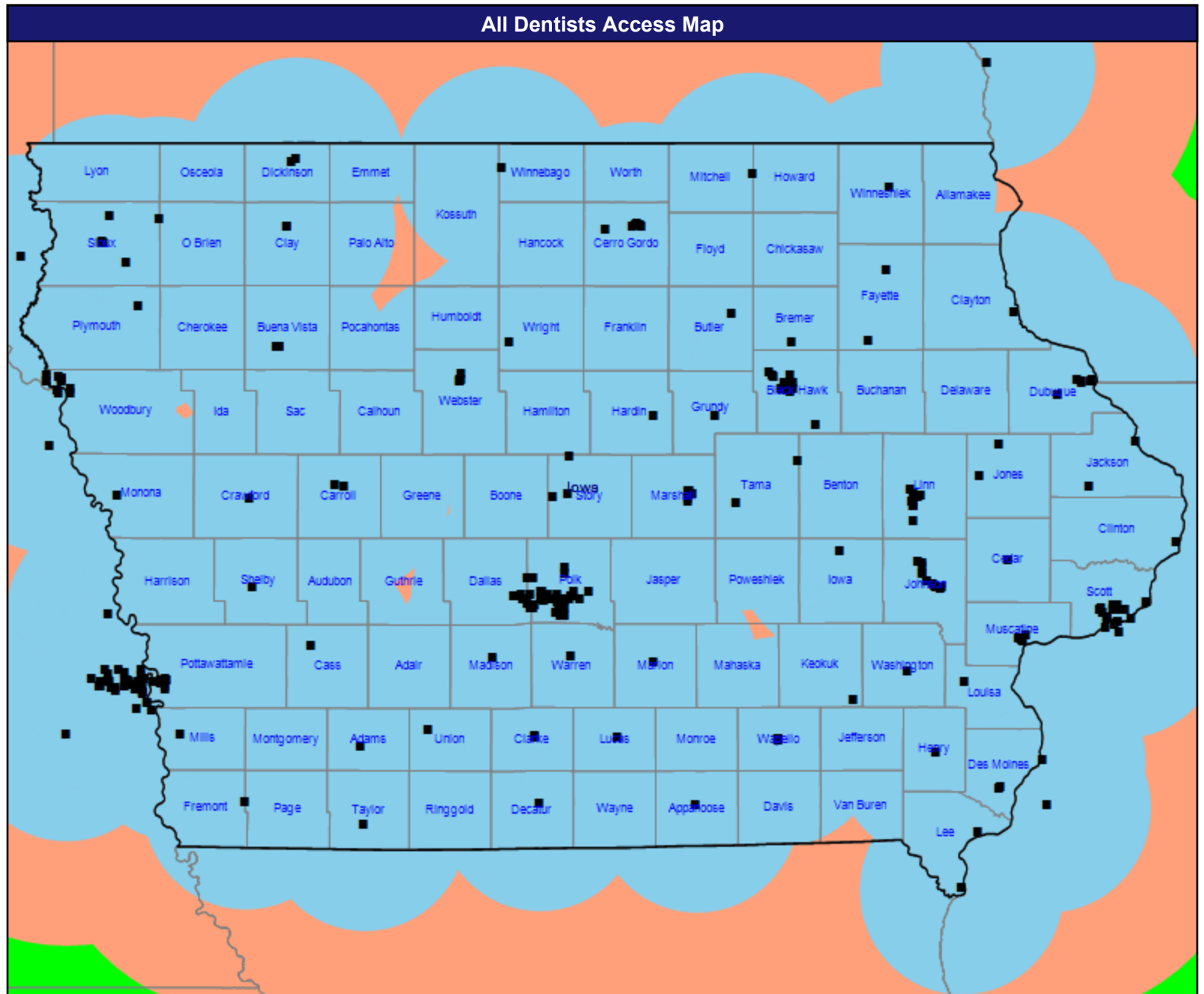
October 3, 2022

All Dentists

Total Providers: 1,165

- All provider access points
- 30 mile radius
- 60 mile radius
- 90 mile radius

41.42 miles



# Endodontists Access Map

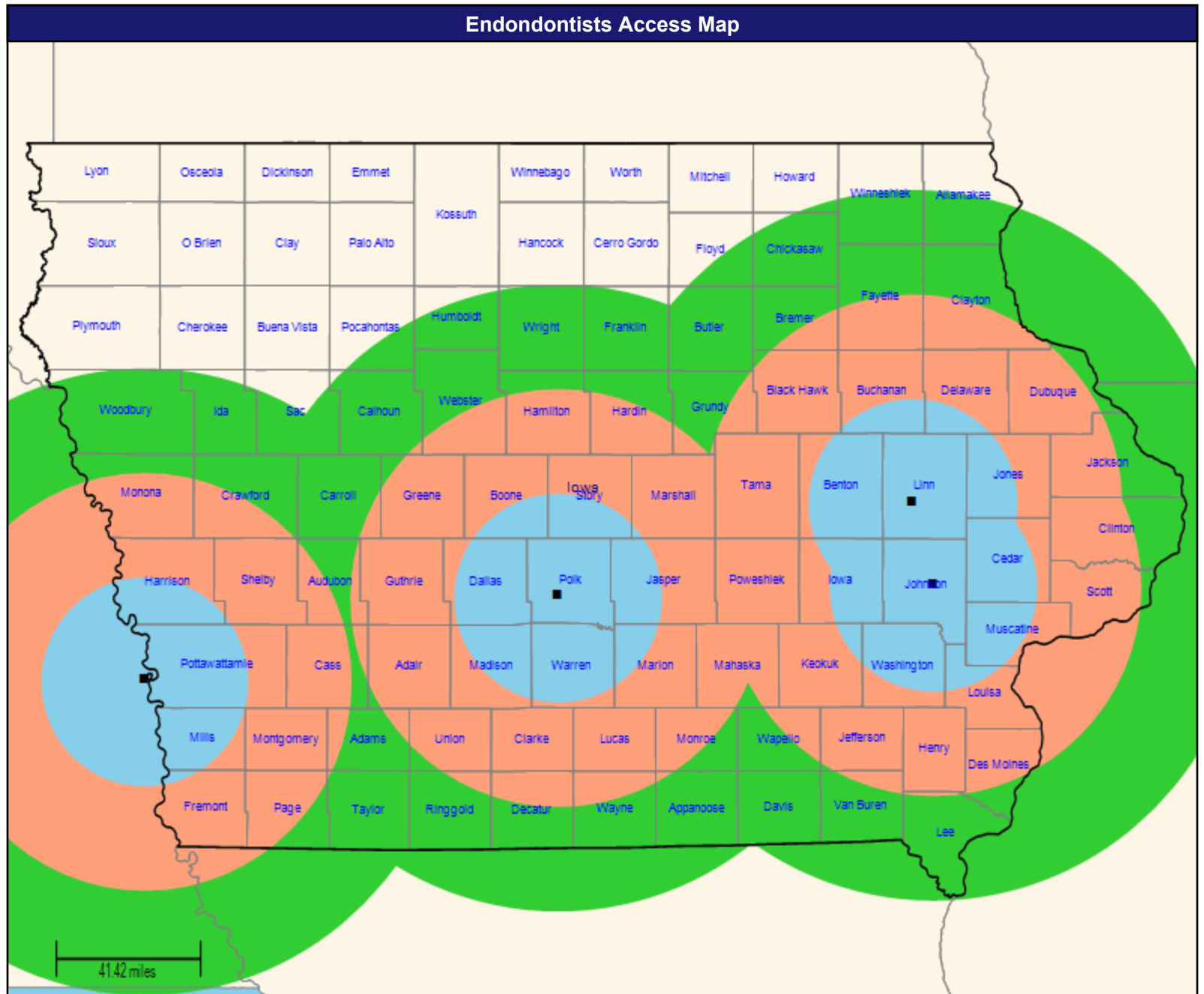
October 3, 2022

Endodontists

Total Providers: 14

- All provider access points
- 30 mile radius
- 60 mile radius
- 90 mile radius

41.42 miles



# General Dentists Access Map

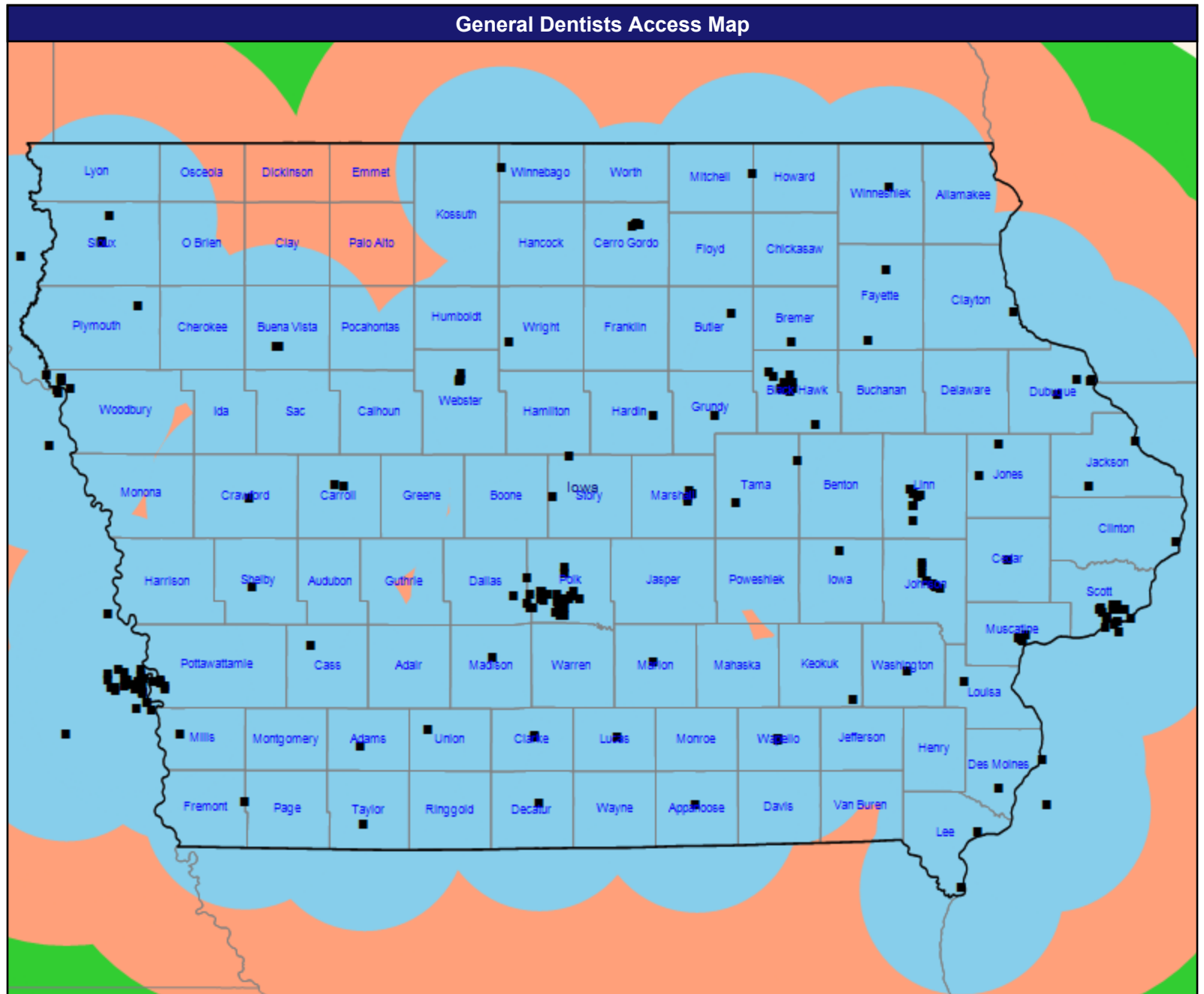
October 3, 2022

General Dentists

Total Providers: 811

- All provider access points
- 30 mile radius
- 60 mile radius
- 90 mile radius

41.42 miles



# Oral Surgeons Access Map

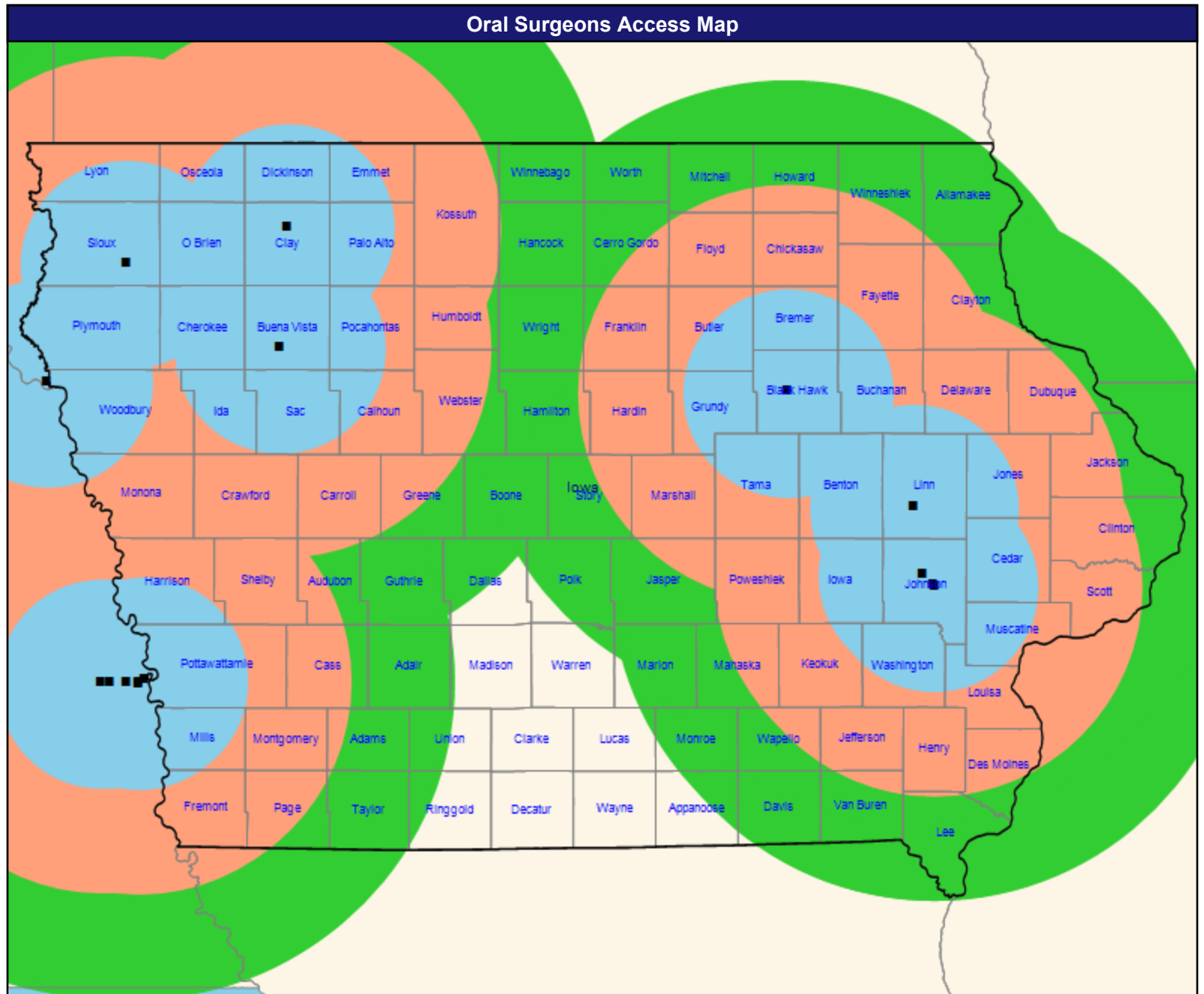
October 3, 2022

Oral Surgeons

Total Providers: 75

- All provider access points
- 30 mile radius
- 60 mile radius
- 90 mile radius

41.42 miles



# Orthodontists Access Map

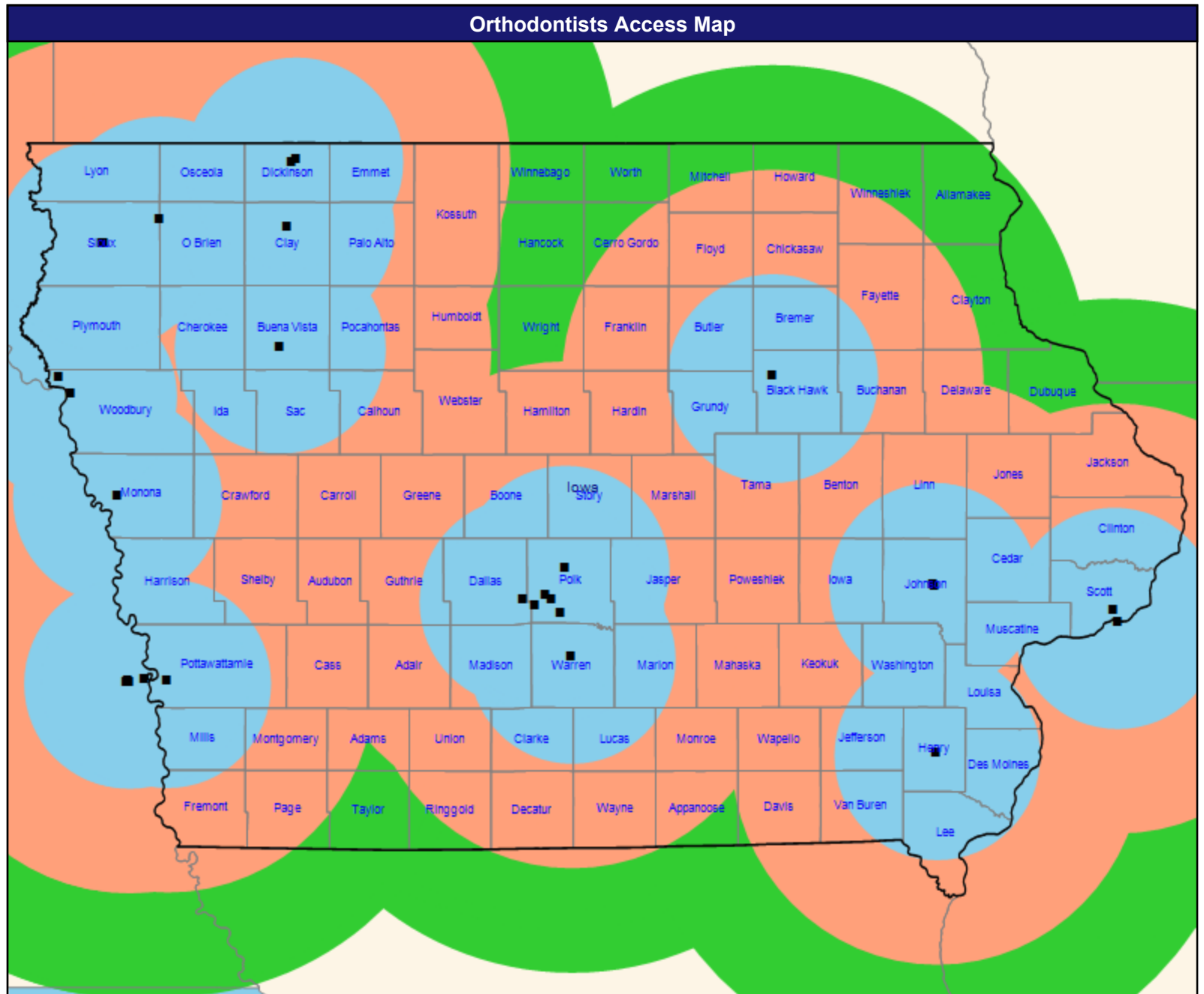
October 3, 2022

Orthodontists

Total Providers: 54

- All provider access points
- 30 mile radius
- 60 mile radius
- 90 mile radius

41.42 miles





# Periodontists Access Map

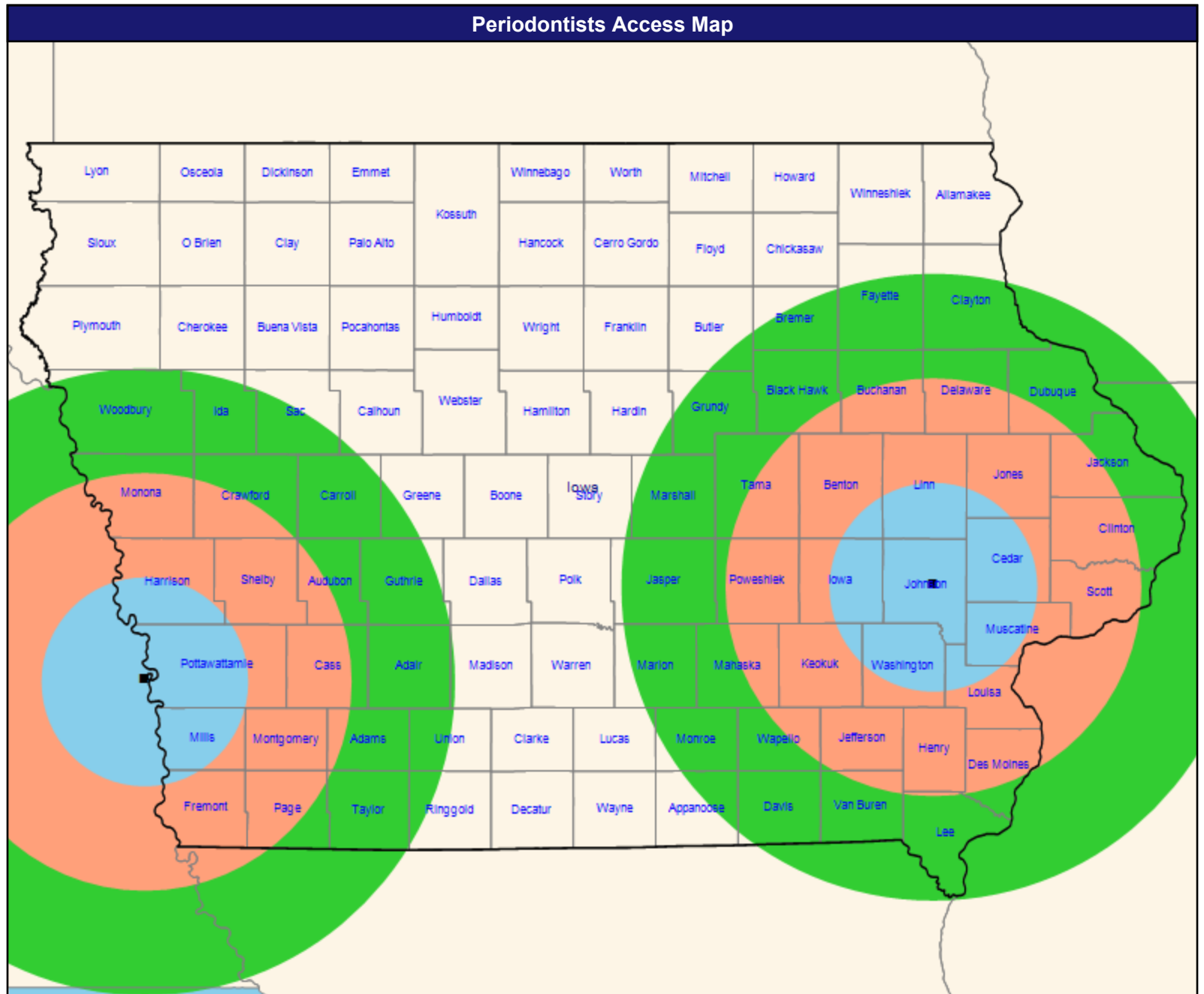
October 3, 2022

Periodontists

Total Providers: 18

- All provider access points
- 30 mile radius
- 60 mile radius
- 90 mile radius

41.42 miles



# Prosthodontists Access Map

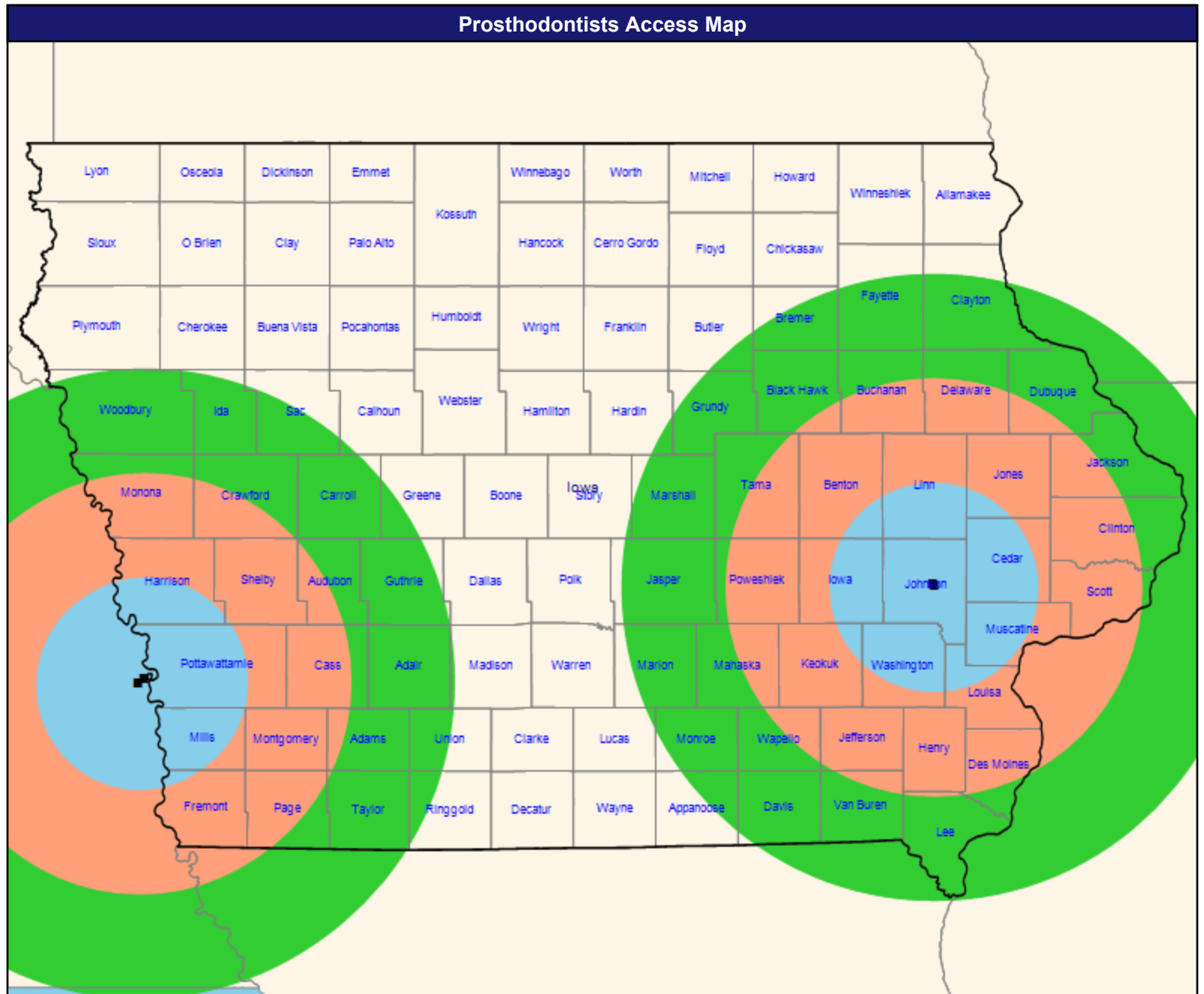
October 3, 2022

Prosthodontists

Total Providers: 26

- All provider access points
- 30 mile radius
- 60 mile radius
- 90 mile radius

41.42 miles



# Prosthodontists Access Map

October 3, 2022

Prosthodontists

Total Providers: 26

- All provider access points
- 30 mile radius
- 60 mile radius
- 90 mile radius

41.42 miles

