



Network Analysis
Iowa Dental Wellness Plan
MCNA Dental

January 3, 2023

Contents

Report Contents

Access Overview - All Dentists (30 miles/30 minutes)	4
Access Overview - General Dentists (30 miles/30 minutes)	5
Access Overview - Primary Care Dentist (30 miles/30 minutes)	6
Access Overview - Orthodontists (30 miles/30 minutes)	7
Access Overview - Oral Surgeons (30 miles/30 minutes)	8
Access Overview - Periodontists (30 miles/30 minutes)	9
Access Overview - Endodontists (30 miles/30 minutes)	10
Access Overview - Prosthodontists (30 miles/30 minutes)	11
Access Overview - Pedodontists (30 miles/30 minutes)	12
Access Overview - All Dentists (60 miles/60 minutes)	13
Access Overview - General Dentists (60 miles/60 minutes)	14
Access Overview - Primary Care Dentist (60 miles/60 minutes)	15
Access Overview - Orthodontists (60 miles/60 minutes)	16
Access Overview - Oral Surgeons (60 miles/60 minutes)	17
Access Overview - Endodontists (60 miles/60 minutes)	18
Access Overview - Prosthodontists (60 miles/60 minutes)	19
Access Overview - Periodontists (60 miles/60 minutes)	20
Access Overview - Pedontists (60 miles/60 minutes)	21
Access Overview - All Dentists (90 miles/90 minutes)	22
Access Overview - General Dentists (90 miles/90 minutes)	23
Access Overview - Primary Care Dentist (90 miles/90 minutes)	24
Access Overview - Orthodontists (90 miles/90 minutes)	25
Access Overview - Oral Surgeons (90 miles/90 minutes)	26
Access Overview - Endodontists (90 miles/90 minutes)	27

Contents

Report Contents

Access Overview - Prosthodontists (90 miles/90 minutes)	28
Access Overview - Periodontists (90 miles/90 minutes)	29
Access Overview - Pedodontists (90 miles/90 minutes)	30
All Dentists Access Map	31
General Dentists Access Map	32
Primary Care Dentist Access Map	33
Endodontists Access Map	34
Oral Surgeons Access Map	35
Orthodontists Access Map	36
Periodontists Access Map	37
Prosthodontists Access Map	38
Prosthodontists Access Map	39
Access Summary By County	40
DWP Members: General Dentists, DWP Members: General Dentists, DWP Members: General Dentists, DWP Members: Endodontists, DWP Members: Endodontists, DWP Members: Endodontists, DWP Members: Oral Surgeons, DWP Members: Oral Surgeons, DWP Members: Oral Surgeons, DWP Members: Orthodontists, DWP Members: Orthodontists, DWP Members: Orthodontists, DWP Members: Periodontists, DWP Members: Periodontists, DWP Members: Periodontists, DWP Members: Prosthodontists, DWP Members: Prosthodontists, DWP Members: Prosthodontists, DWP Members: Primary Care Dentist	
Access Detail By County	41
DWP Members: General Dentists, DWP Members: General Dentists, DWP Members: General Dentists, DWP Members: Endodontists, DWP Members: Endodontists, DWP Members: Endodontists, DWP Members: Oral Surgeons, DWP Members: Oral Surgeons, DWP Members: Oral Surgeons, DWP Members: Orthodontists, DWP Members: Orthodontists, DWP Members: Orthodontists, DWP Members: Periodontists, DWP Members: Periodontists, DWP Members: Periodontists, DWP Members: Prosthodontists, DWP Members: Prosthodontists, DWP Members: Prosthodontists, DWP Members: Primary Care Dentist	

Access Overview - All Dentists (30 miles/30 minutes)

February 9, 2023

Access Analysis

All Dentists (30 miles/30 minutes)

DWP Member / Provider Access Points Groups

DWP Members (Iowa)

All Dentists (Iowa)


Comparison Graph

Percent of dwp members with access to a choice of provider access points over miles

- 1st closest
- 2nd closest
- 3rd closest

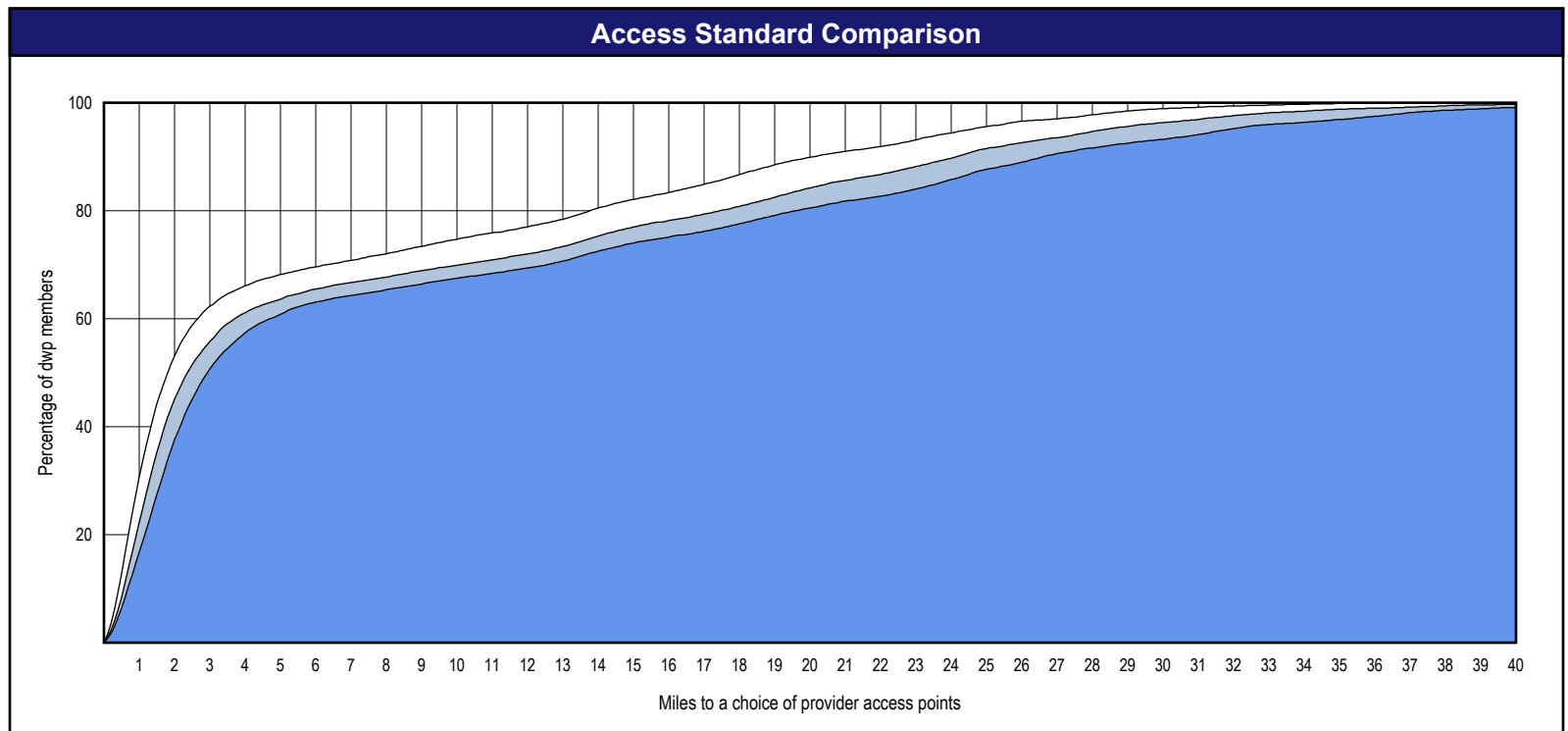
¹ The Access Standard is defined as (DWP Members (Iowa)) dwp members accessing:

1 (All Dentists (Iowa)) provider access points in 30 miles and 30 minutes



Distances/Times

	Average
Distance/Time to 1st closest provider access points	6.3 miles 7.0 mins
Distance/Time to 2nd closest provider access points	7.9 miles 8.8 mins
Distance/Time to 3rd closest provider access points	9.2 miles 10.2 mins



Access Overview - General Dentists (30 miles/30 minutes)


February 9, 2023

Access Analysis
 General Dentists (30 miles/30 minutes)
 DWP Member / Provider Access Points Groups
 DWP Members (Iowa)
 General Dentists (Iowa)

Comparison Graph
 Percent of dwp members with access to a choice of provider access points over miles

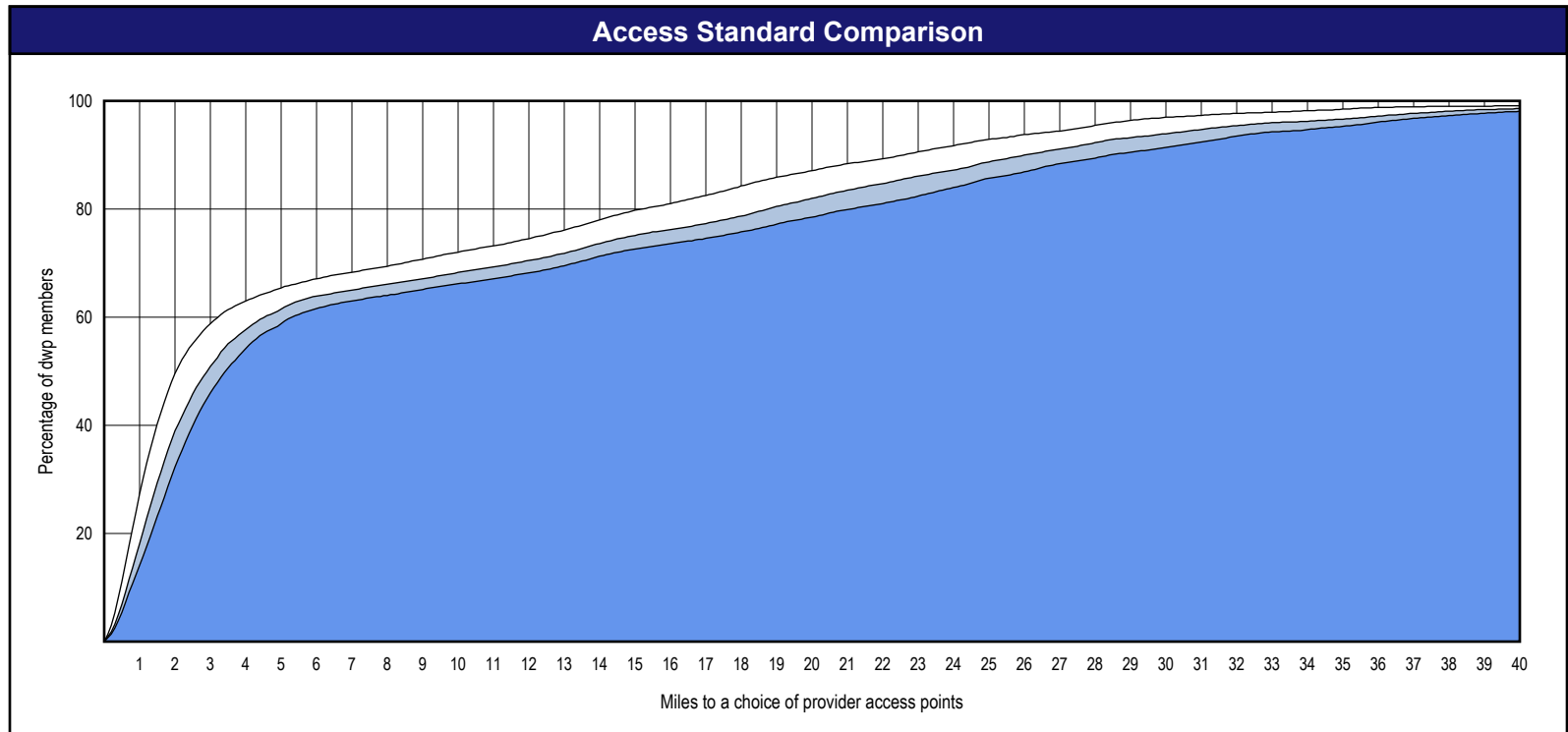
- 1st closest
- 2nd closest
- 3rd closest

¹ The Access Standard is defined as (DWP Members (Iowa)) dwp members accessing:
 1 (General Dentists (Iowa)) provider access points in 30 miles and 30 minutes



Distances/Times

	Average
Distance/Time to 1st closest provider access points	7.3 miles 8.2 mins
Distance/Time to 2nd closest provider access points	9.0 miles 10.0 mins
Distance/Time to 3rd closest provider access points	10.0 miles 11.2 mins



Access Overview - Primary Care Dentist (30 miles/30 minutes)

February 9, 2023

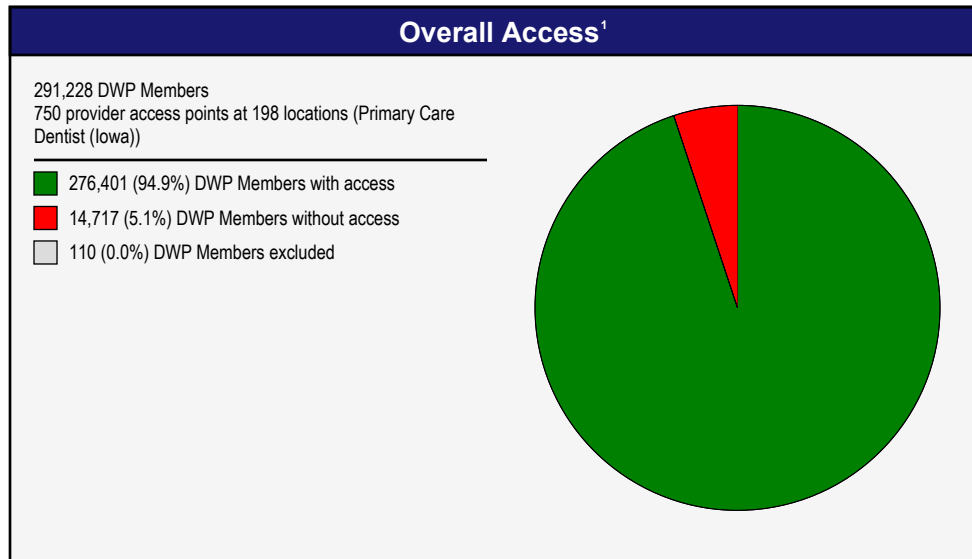
Access Analysis
 Primary Care Dentist (30 miles/30 minutes)

DWP Member / Provider Access Points Groups
 DWP Members (Iowa)
 Primary Care Dentist (Iowa)

Comparison Graph
 Percent of dwp members with access to a choice of provider access points over miles

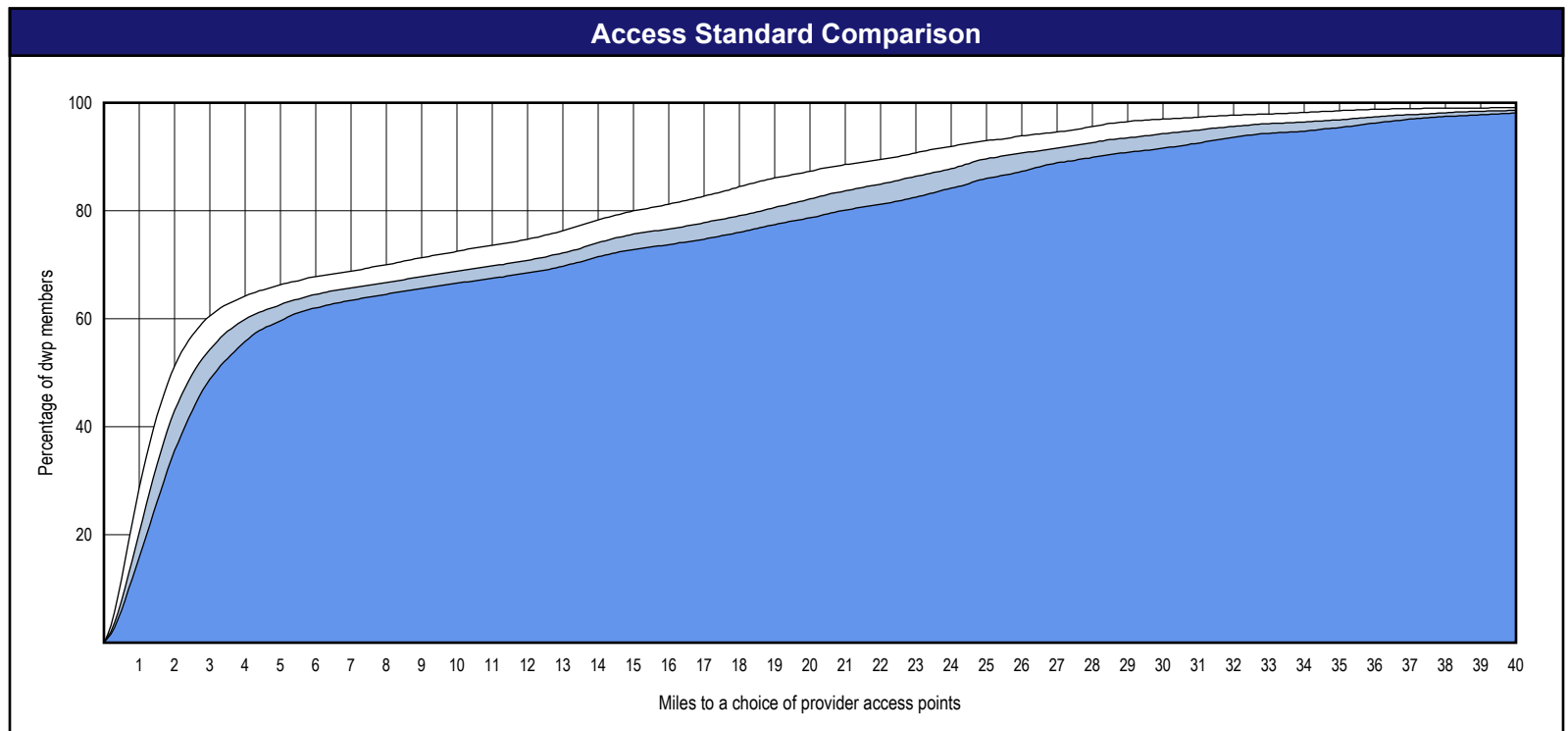
- 1st closest
- 2nd closest
- 3rd closest

¹ The Access Standard is defined as (DWP Members (Iowa)) dwp members accessing:
 1 (Primary Care Dentist (Iowa)) provider access points in 30 miles and 30 minutes



Distances/Times

	Average
Distance/Time to 1st closest provider access points	7.2 miles 8.0 mins
Distance/Time to 2nd closest provider access points	8.7 miles 9.7 mins
Distance/Time to 3rd closest provider access points	9.8 miles 11.0 mins



Access Overview - Orthodontists (30 miles/30 minutes)

February 9, 2023

Access Analysis
Orthodontists (30 miles/30 minutes)

DWP Member / Provider Access Points Groups

- DWP Members (Iowa)
- Orthodontists (Iowa)

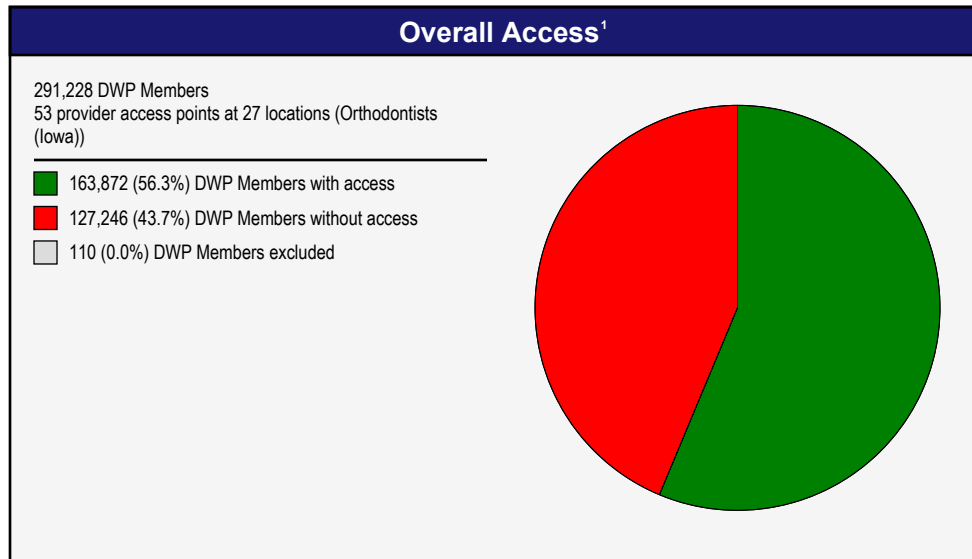
Comparison Graph

Percent of dwp members with access to a choice of provider access points over miles

- 1st closest
- 2nd closest
- 3rd closest

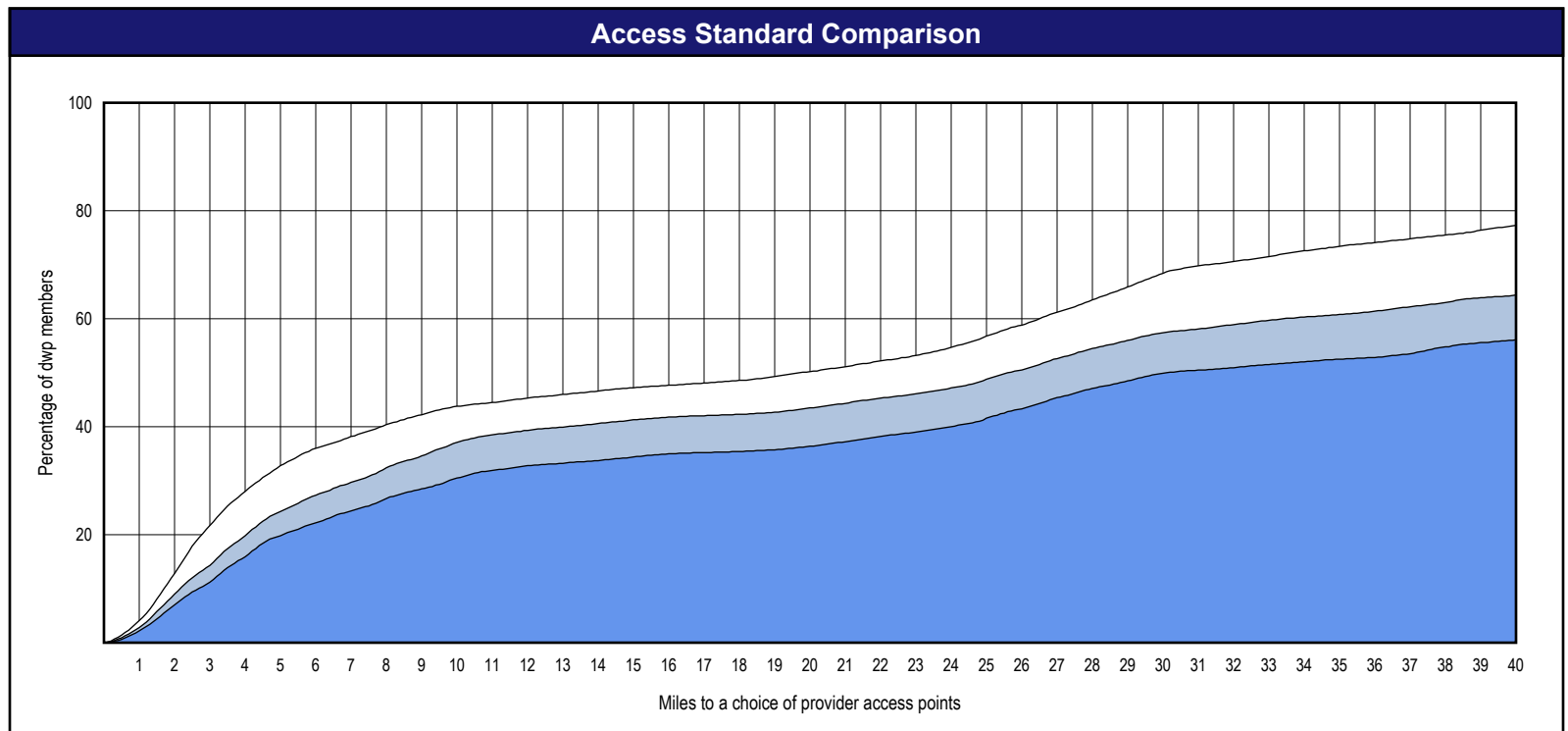
¹ The Access Standard is defined as (DWP Members (Iowa)) dwp members accessing:

1 (Orthodontists (Iowa)) provider access points in 30 miles and 30 minutes



Distances/Times

	Average
Distance/Time to 1st closest provider access points	22.9 miles 26.8 mins
Distance/Time to 2nd closest provider access points	32.6 miles 41.1 mins
Distance/Time to 3rd closest provider access points	37.0 miles 48.9 mins




Access Overview - Oral Surgeons (30 miles/30 minutes)

February 9, 2023

Access Analysis
 Oral Surgeons (30 miles/30 minutes)
 DWP Member / Provider Access Points Groups
 DWP Members (Iowa)
 Oral Surgeons (Iowa)

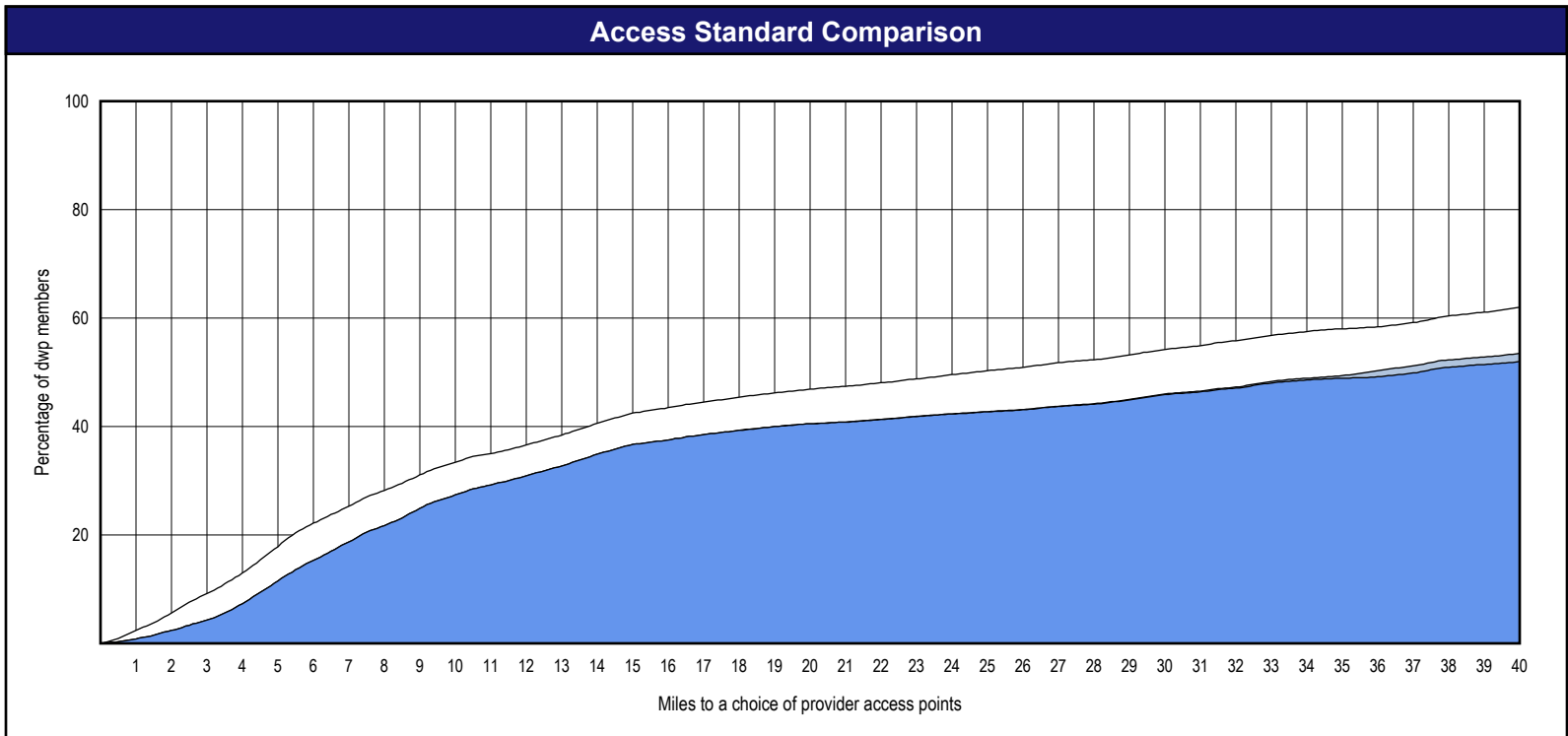
Comparison Graph
 Percent of dwp members with access to a choice of provider access points over miles
 1st closest
 2nd closest
 3rd closest

¹ The Access Standard is defined as (DWP Members (Iowa)) dwp members accessing:
 1 (Oral Surgeons (Iowa)) provider access points in 30 miles and 30 minutes



Distances/Times

	Average
Distance/Time to 1st closest provider access points	31.0 miles 37.6 mins
Distance/Time to 2nd closest provider access points	37.3 miles 44.4 mins
Distance/Time to 3rd closest provider access points	38.4 miles 45.7 mins



Access Overview - Periodontists (30 miles/30 minutes)

February 9, 2023

Access Analysis
 Periodontists (30 miles/30 minutes)

DWP Member / Provider Access Points
 Groups

- DWP Members (Iowa)
- Periodontists (Iowa)


Comparison Graph

Percent of dwp members with access to a choice of provider access points over miles

- 1st closest
- 2nd closest
- 3rd closest

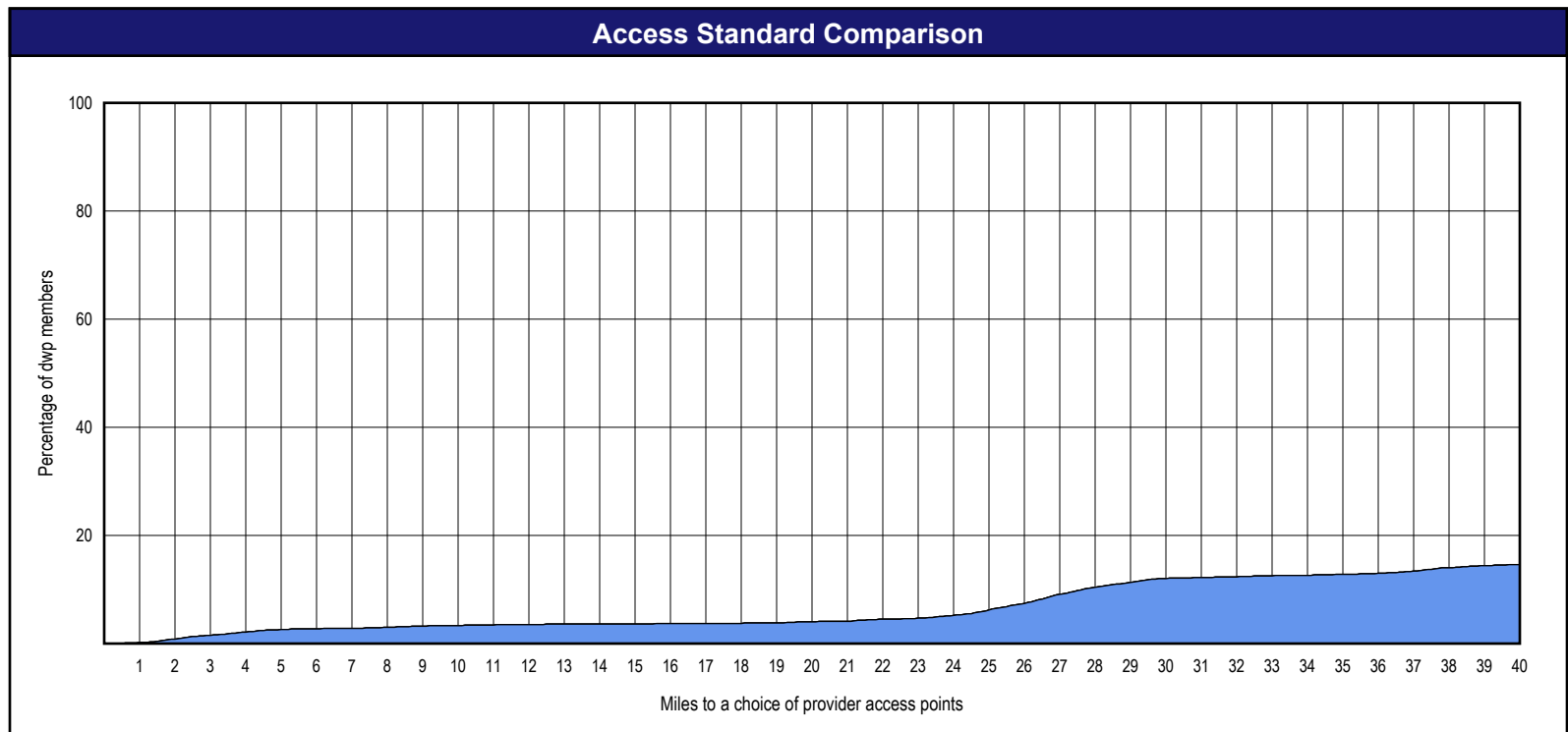
¹ The Access Standard is defined as (DWP Members (Iowa)) dwp members accessing:

1 (Periodontists (Iowa)) provider access points in 30 miles and 30 minutes



Distances/Times

	Average
Distance/Time to 1st closest provider access points	110.6 miles 166.9 mins
Distance/Time to 2nd closest provider access points	110.6 miles 166.9 mins
Distance/Time to 3rd closest provider access points	110.6 miles 166.9 mins



Access Overview - Endodontists (30 miles/30 minutes)

February 9, 2023

Access Analysis
Endodontists (30 miles/30 minutes)

DWP Member / Provider Access Points
Groups

- DWP Members (Iowa)
- Endodontists (Iowa)


Comparison Graph

Percent of dwp members with access to a choice of provider access points over miles

- 1st closest
- 2nd closest
- 3rd closest

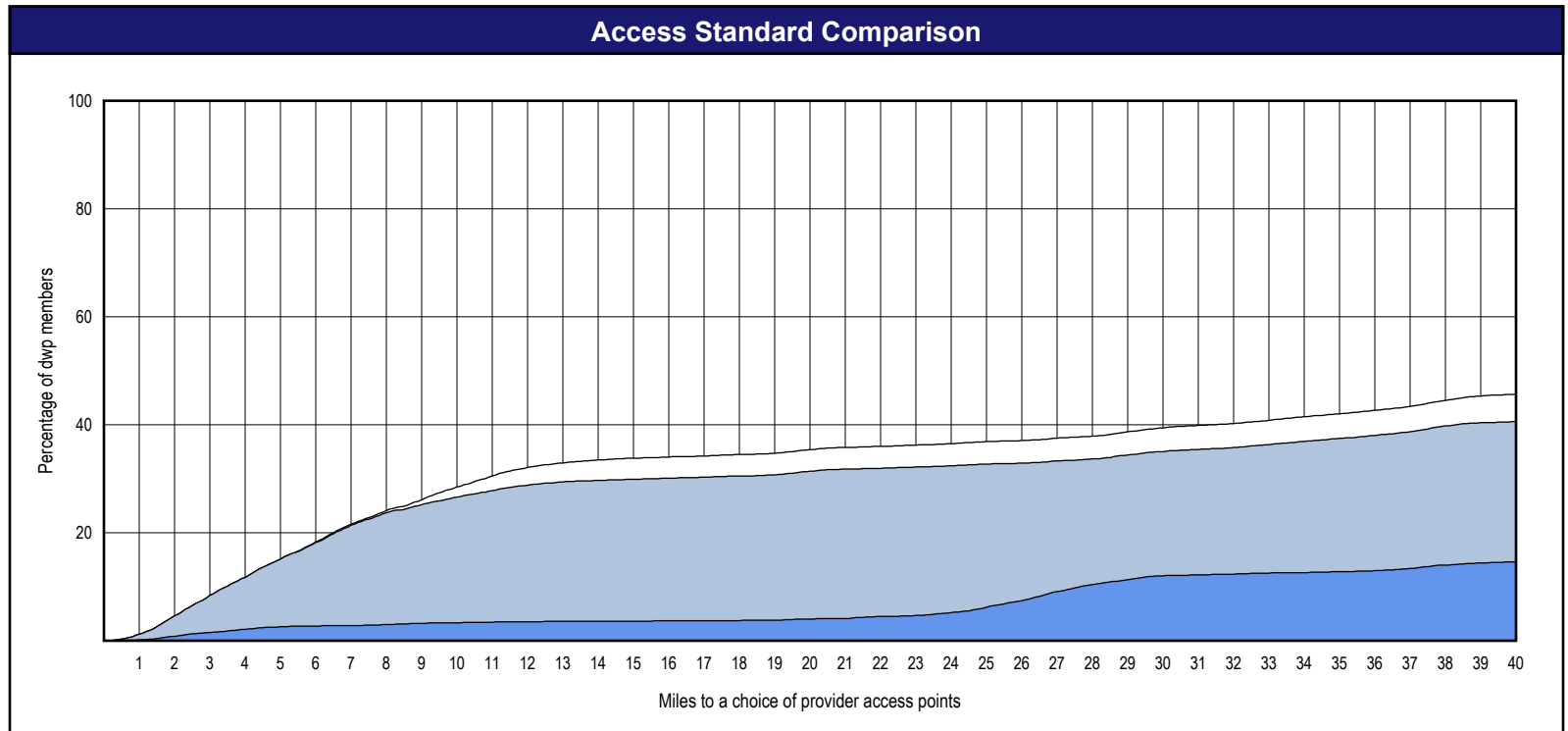
¹ The Access Standard is defined as (DWP Members (Iowa)) dwp members accessing:

1 (Endodontists (Iowa)) provider access points in 30 miles and 30 minutes



Distances/Times

	Average
Distance/Time to 1st closest provider access points	46.4 miles 62.1 mins
Distance/Time to 2nd closest provider access points	56.3 miles 80.3 mins
Distance/Time to 3rd closest provider access points	88.2 miles 123.5 mins



Access Overview - Prosthodontists (30 miles/30 minutes)


February 9, 2023

Access Analysis
 Prosthodontists (30 miles/30 minutes)
 DWP Member / Provider Access Points Groups
 DWP Members (Iowa)
 Prosthodontists (Iowa)

Comparison Graph
 Percent of dwp members with access to a choice of provider access points over miles

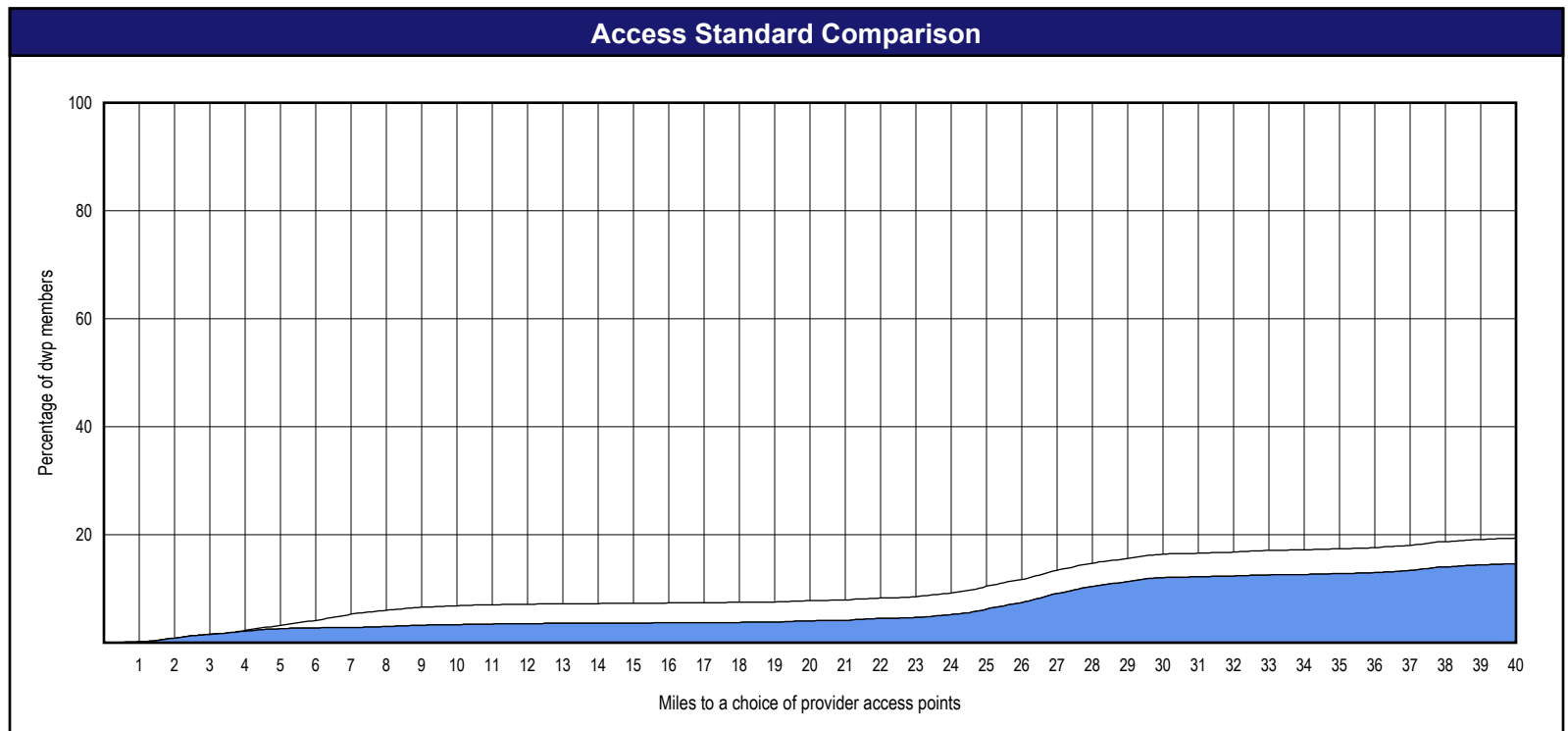
- 1st closest
- 2nd closest
- 3rd closest

¹ The Access Standard is defined as (DWP Members (Iowa)) dwp members accessing:
 1 (Prosthodontists (Iowa)) provider access points in 30 miles and 30 minutes



Distances/Times

	Average
Distance/Time to 1st closest provider access points	79.0 miles 119.6 mins
Distance/Time to 2nd closest provider access points	110.6 miles 166.9 mins
Distance/Time to 3rd closest provider access points	110.6 miles 166.9 mins



Access Overview - Pedodontists (30 miles/30 minutes)

February 9, 2023

Access Analysis
Pedodontists (30 miles/30 minutes)

DWP Member / Provider Access Points Groups

- DWP Members (Iowa)
- Pedodontists (Iowa)

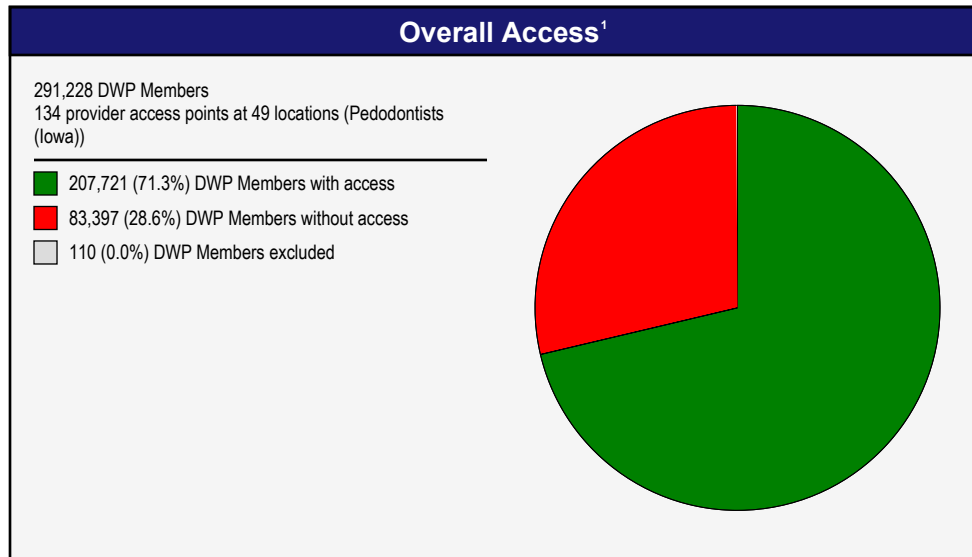
Comparison Graph

Percent of dwp members with access to a choice of provider access points over miles

- 1st closest
- 2nd closest
- 3rd closest

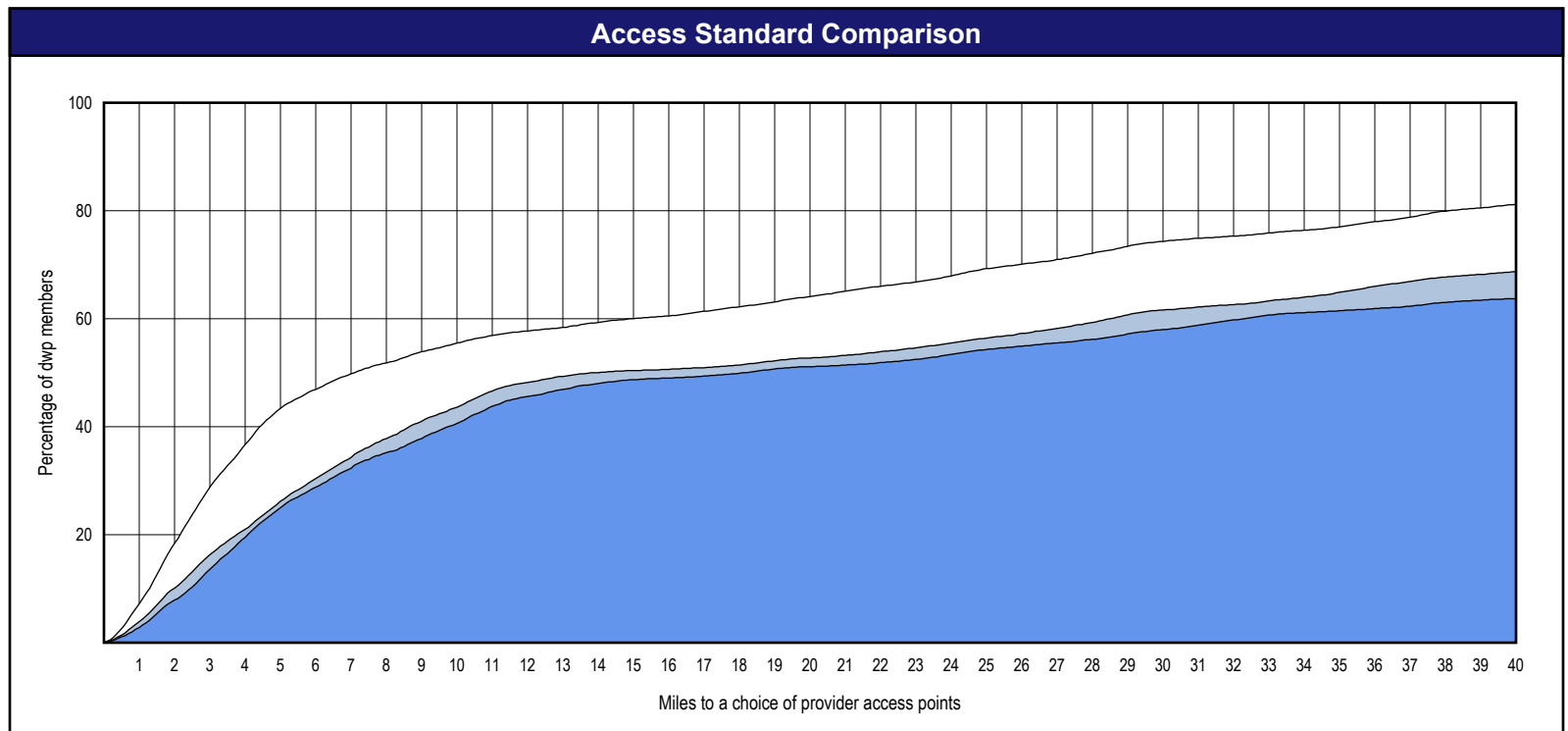
¹ The Access Standard is defined as (DWP Members (Iowa)) dwp members accessing:

1 (Pedodontists (Iowa)) provider access points in 30 miles and 30 minutes



Distances/Times

	Average
Distance/Time to 1st closest provider access points	18.6 miles 20.8 mins
Distance/Time to 2nd closest provider access points	26.5 miles 29.9 mins
Distance/Time to 3rd closest provider access points	29.8 miles 33.7 mins




Access Overview - All Dentists (60 miles/60 minutes)

February 9, 2023

Access Analysis
 All Dentists (60 miles/60 minutes)
 DWP Member / Provider Access Points Groups
 DWP Members (Iowa)
 All Dentists (Iowa)

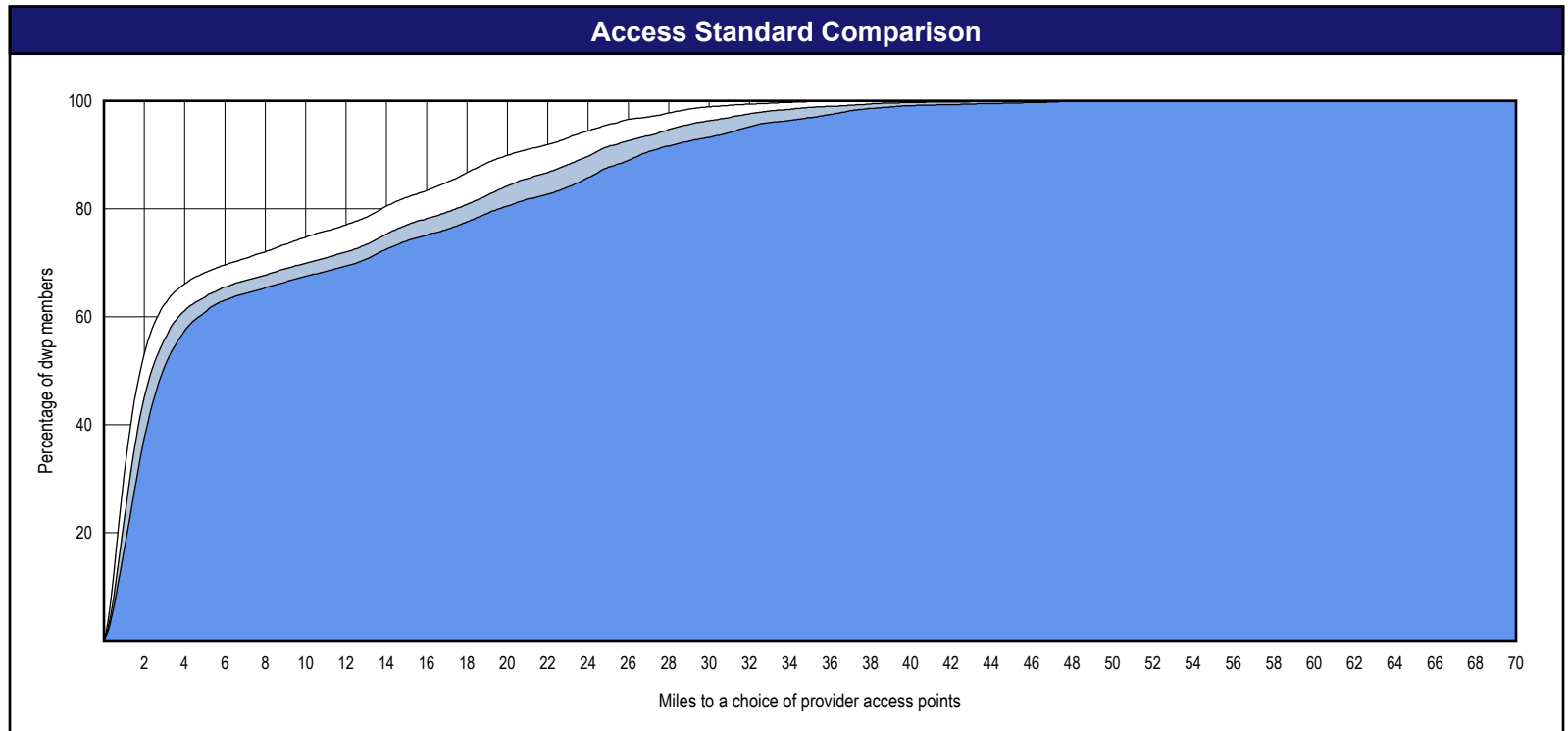
Comparison Graph
 Percent of dwp members with access to a choice of provider access points over miles
 1st closest
 2nd closest
 3rd closest

¹ The Access Standard is defined as (DWP Members (Iowa)) dwp members accessing:
 1 (All Dentists (Iowa)) provider access points in 60 miles and 60 minutes



Distances/Times

	Average
Distance/Time to 1st closest provider access points	6.3 miles 7.0 mins
Distance/Time to 2nd closest provider access points	7.9 miles 8.8 mins
Distance/Time to 3rd closest provider access points	9.2 miles 10.2 mins



Access Overview - General Dentists (60 miles/60 minutes)

February 9, 2023

Access Analysis
General Dentists (60 miles/60 minutes)

DWP Member / Provider Access Points Groups

- DWP Members (Iowa)
- General Dentists (Iowa)


Comparison Graph

Percent of dwp members with access to a choice of provider access points over miles

- 1st closest
- 2nd closest
- 3rd closest

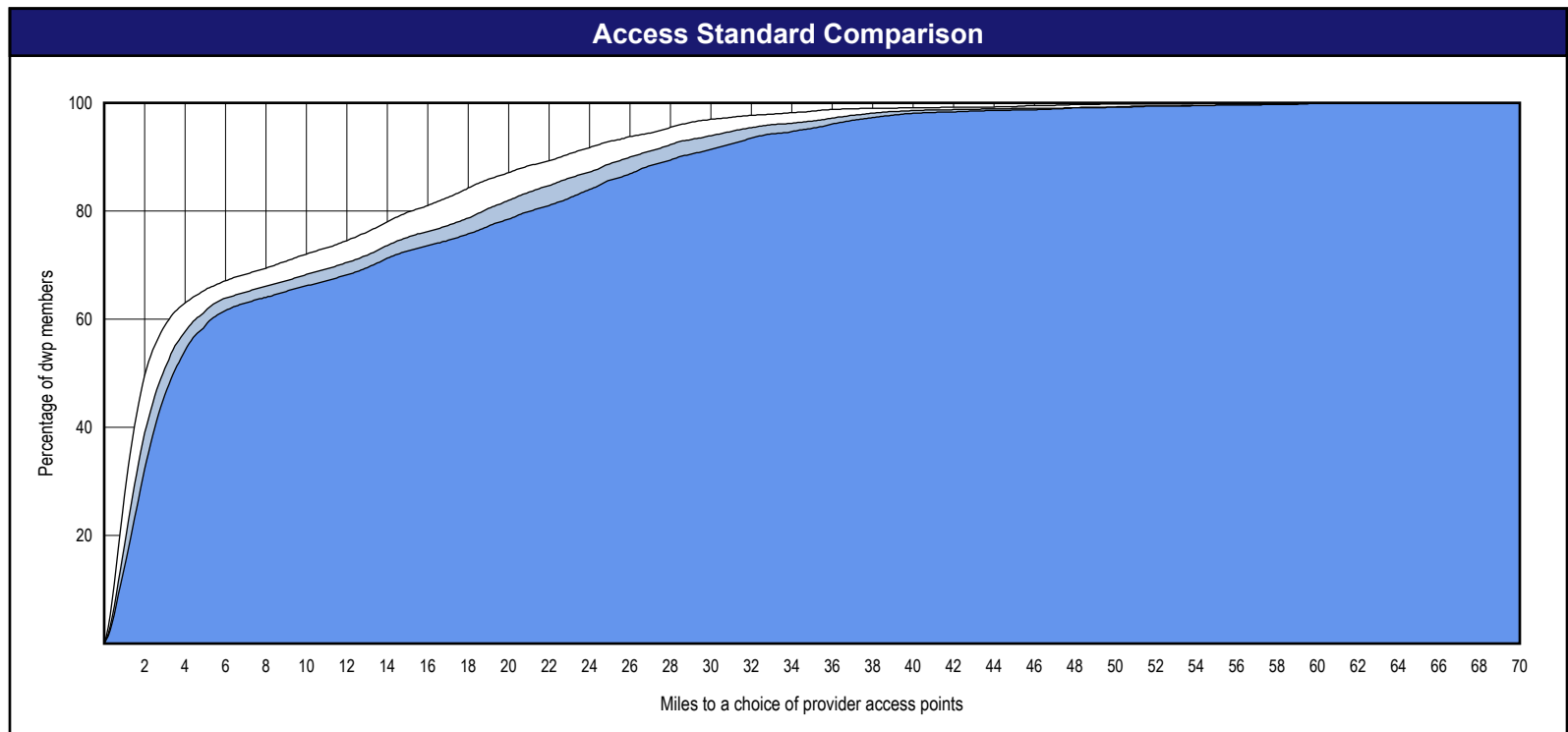
¹ The Access Standard is defined as (DWP Members (Iowa)) dwp members accessing:

1 (General Dentists (Iowa)) provider access points in 60 miles and 60 minutes



Distances/Times

	Average
Distance/Time to 1st closest provider access points	7.3 miles 8.2 mins
Distance/Time to 2nd closest provider access points	9.0 miles 10.0 mins
Distance/Time to 3rd closest provider access points	10.0 miles 11.2 mins



Access Overview - Primary Care Dentist (60 miles/60 minutes)

February 9, 2023

Access Analysis

Primary Care Dentist (60 miles/60 minutes)

DWP Member / Provider Access Points Groups

- DWP Members (Iowa)
- Primary Care Dentist (Iowa)


Comparison Graph

Percent of dwp members with access to a choice of provider access points over miles

- 1st closest
- 2nd closest
- 3rd closest

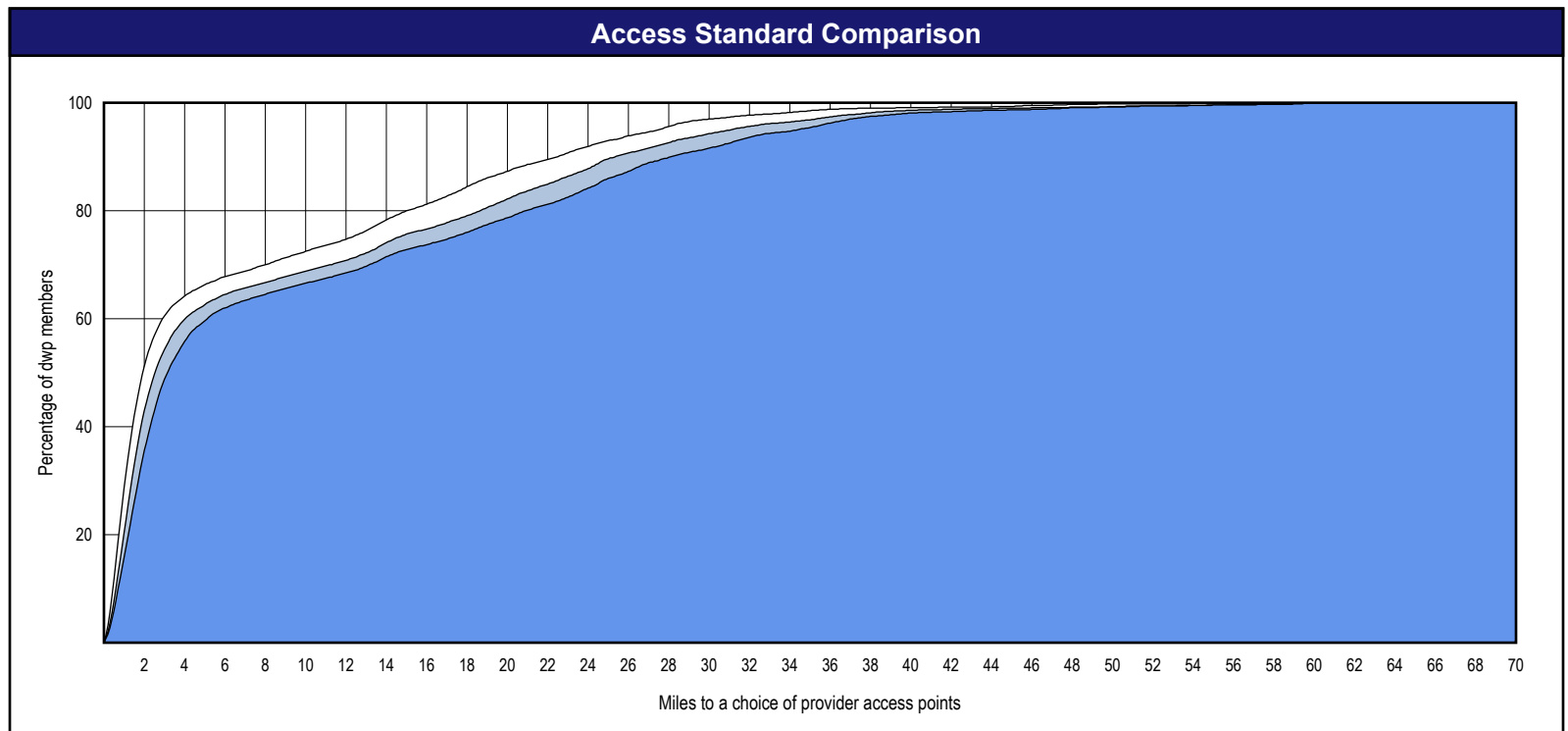
¹ The Access Standard is defined as (DWP Members (Iowa)) dwp members accessing:

1 (Primary Care Dentist (Iowa)) provider access points in 60 miles and 60 minutes



Distances/Times

	Average
Distance/Time to 1st closest provider access points	7.2 miles 8.0 mins
Distance/Time to 2nd closest provider access points	8.7 miles 9.7 mins
Distance/Time to 3rd closest provider access points	9.8 miles 11.0 mins



Access Overview - Orthodontists (60 miles/60 minutes)

February 9, 2023

Access Analysis
Orthodontists (60 miles/60 minutes)

DWP Member / Provider Access Points
Groups

- DWP Members (Iowa)
- Orthodontists (Iowa)

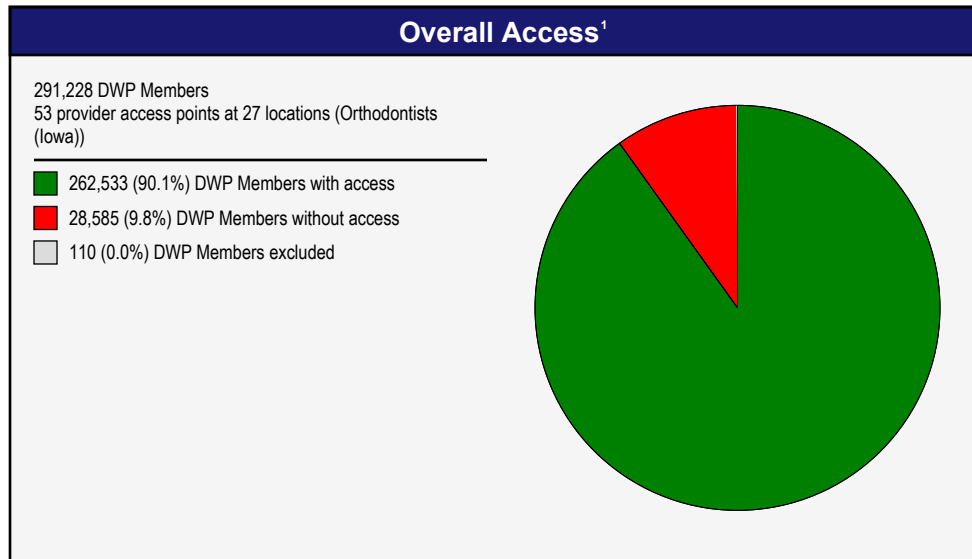
Comparison Graph

Percent of dwp members with access to a choice of provider access points over miles

- 1st closest
- 2nd closest
- 3rd closest

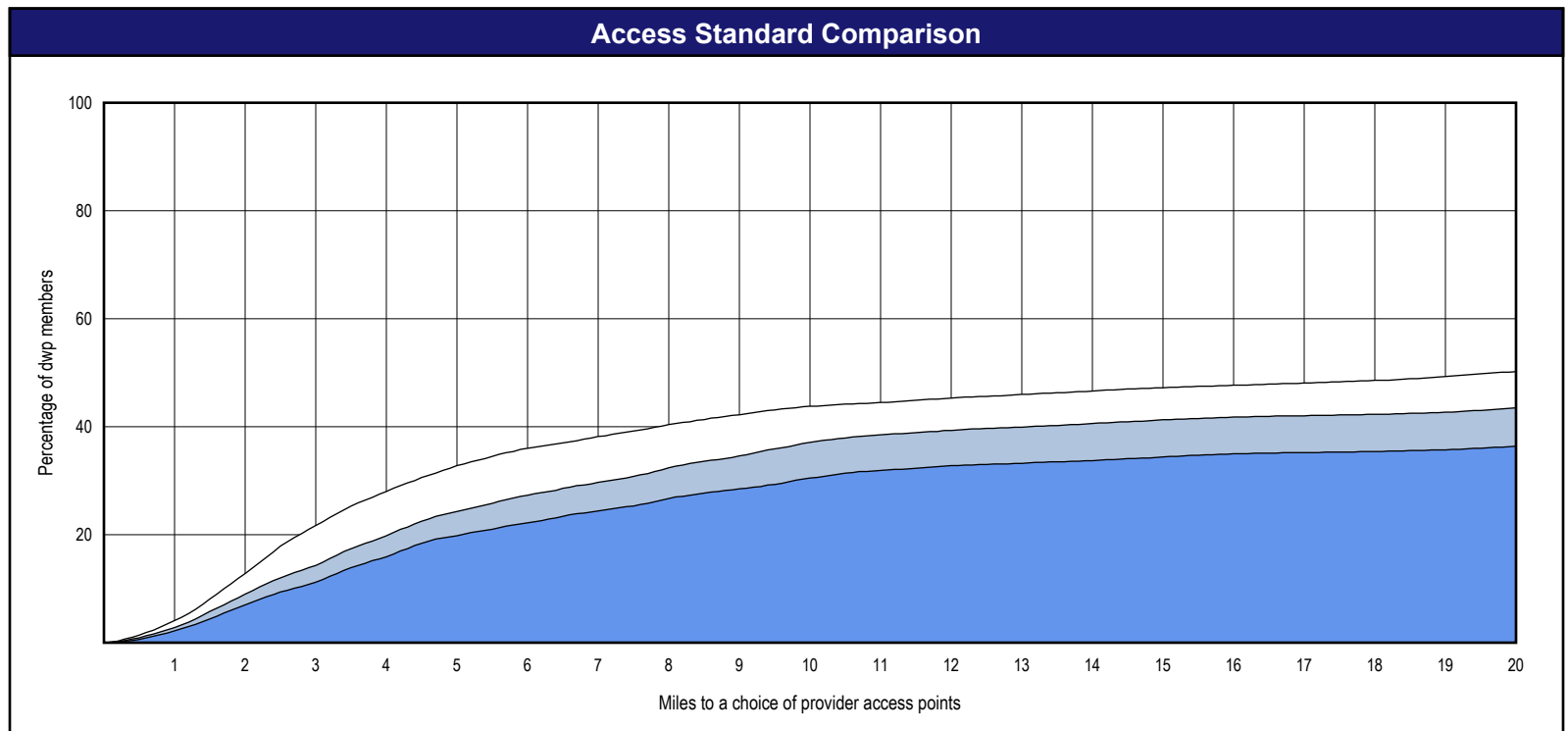
¹ The Access Standard is defined as (DWP Members (Iowa)) dwp members accessing:

1 (Orthodontists (Iowa)) provider access points in 60 miles and 60 minutes



Distances/Times

	Average
Distance/Time to 1st closest provider access points	22.9 miles 26.8 mins
Distance/Time to 2nd closest provider access points	32.6 miles 41.1 mins
Distance/Time to 3rd closest provider access points	37.0 miles 48.9 mins



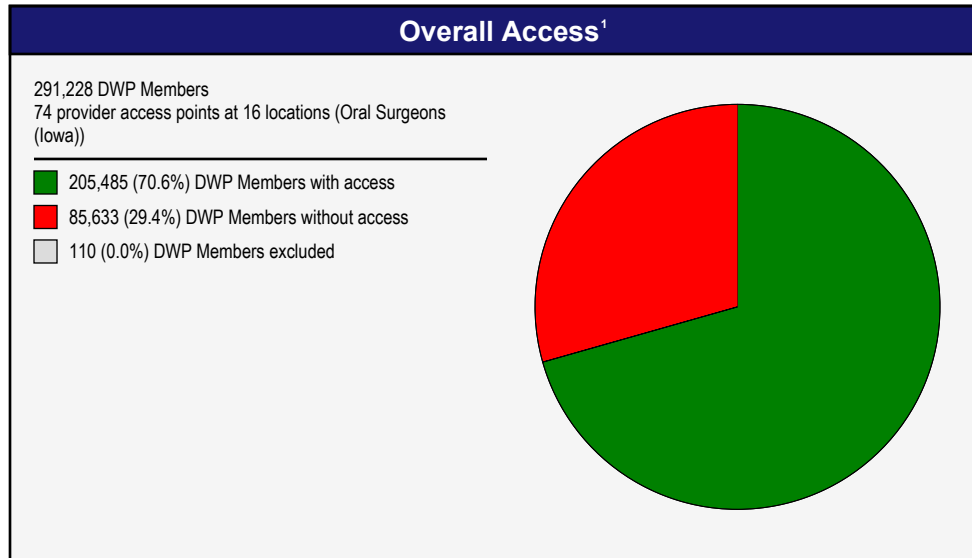
Access Overview - Oral Surgeons (60 miles/60 minutes)

February 9, 2023

Access Analysis
 Oral Surgeons (60 miles/60 minutes)
 DWP Member / Provider Access Points Groups
 DWP Members (Iowa)
 Oral Surgeons (Iowa)

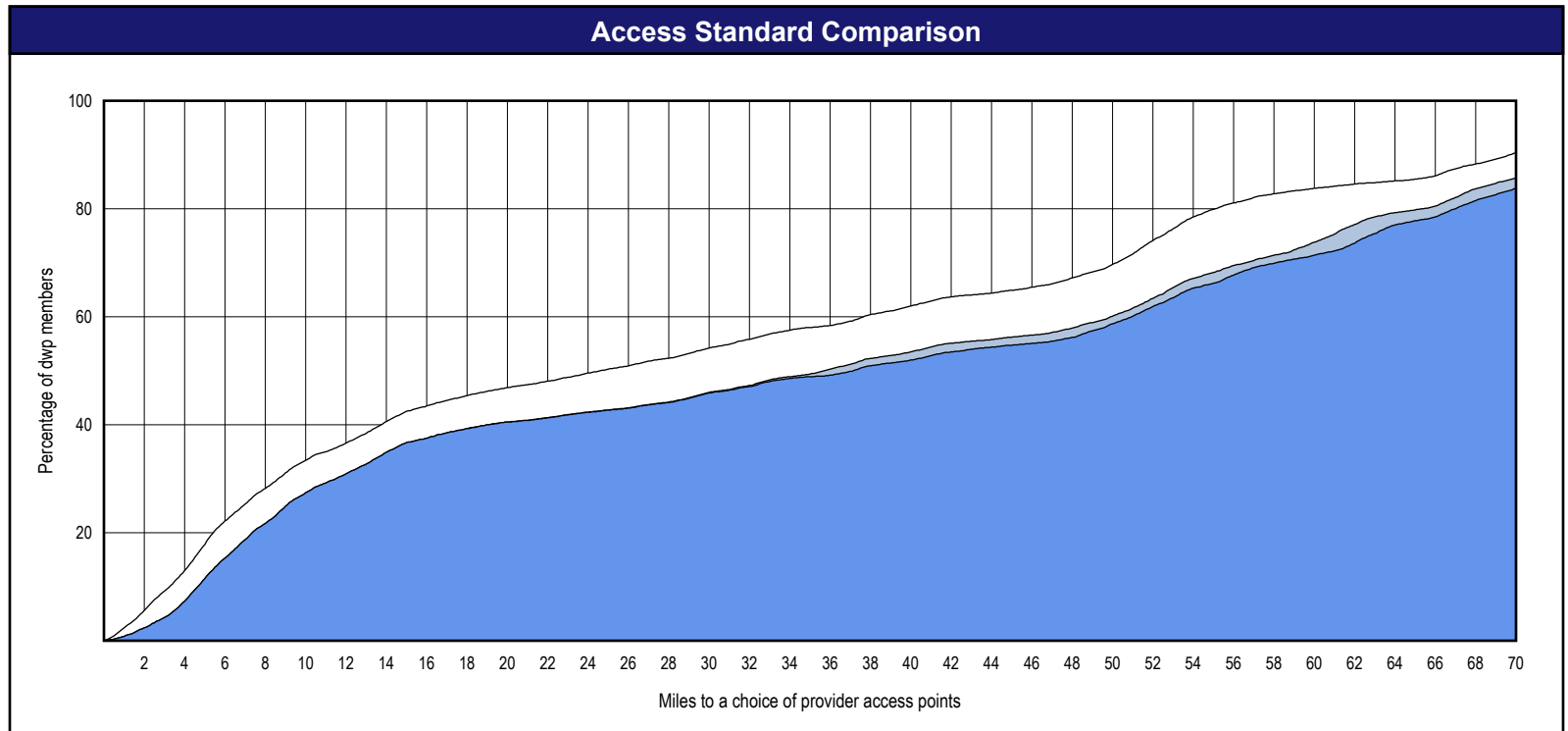
Comparison Graph
 Percent of dwp members with access to a choice of provider access points over miles
 1st closest
 2nd closest
 3rd closest

¹ The Access Standard is defined as (DWP Members (Iowa)) dwp members accessing:
 1 (Oral Surgeons (Iowa)) provider access points in 60 miles and 60 minutes



Distances/Times

	Average
Distance/Time to 1st closest provider access points	31.0 miles 37.6 mins
Distance/Time to 2nd closest provider access points	37.3 miles 44.4 mins
Distance/Time to 3rd closest provider access points	38.4 miles 45.7 mins



Access Overview - Endodontists (60 miles/60 minutes)

February 9, 2023

Access Analysis
Endodontists (60 miles/60 minutes)

DWP Member / Provider Access Points
Groups

- DWP Members (Iowa)
- Endodontists (Iowa)


Comparison Graph

Percent of dwp members with access to a choice of provider access points over miles

- 1st closest
- 2nd closest
- 3rd closest

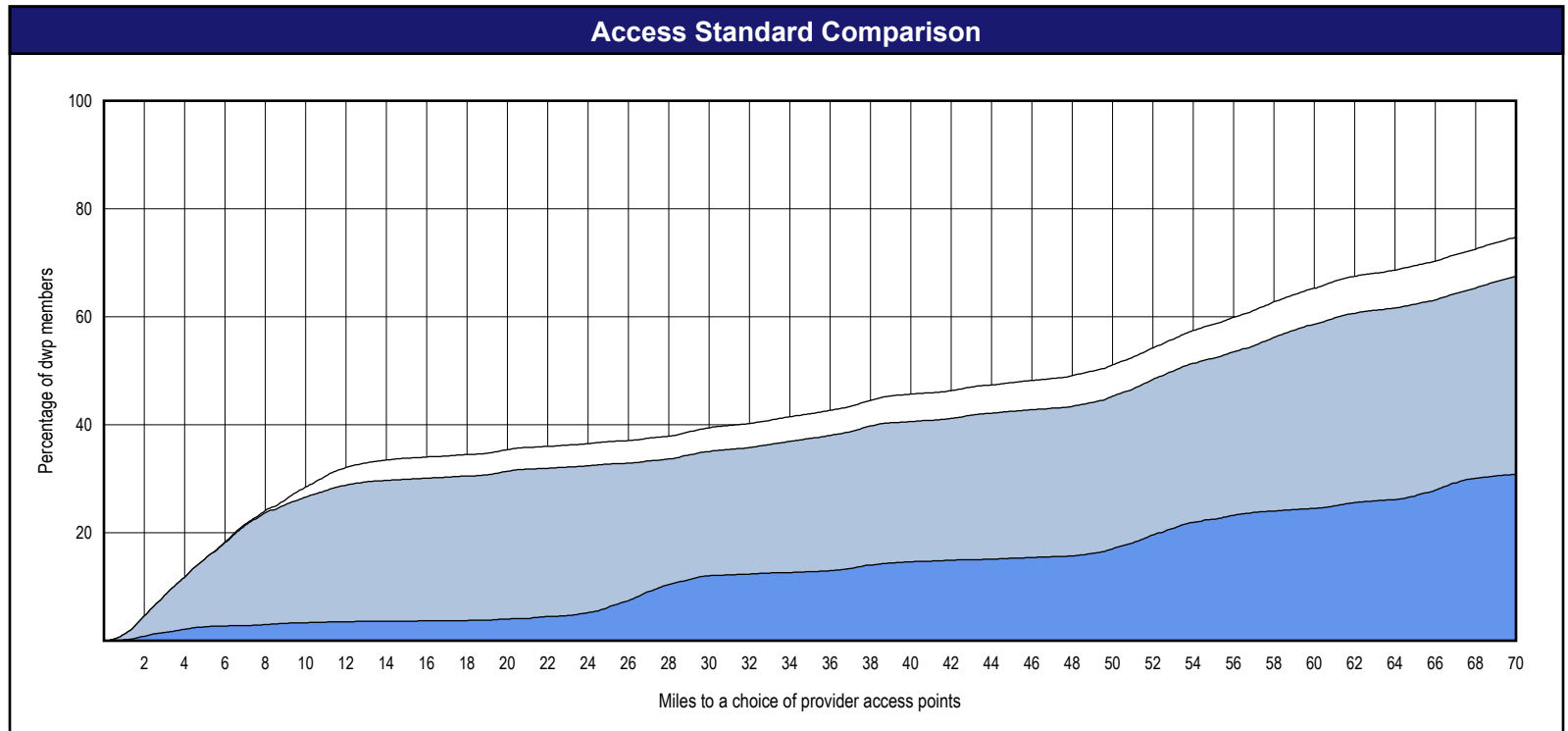
¹ The Access Standard is defined as (DWP Members (Iowa)) dwp members accessing:

1 (Endodontists (Iowa)) provider access points in 60 miles and 60 minutes



Distances/Times

	Average
Distance/Time to 1st closest provider access points	46.4 miles 62.1 mins
Distance/Time to 2nd closest provider access points	56.3 miles 80.3 mins
Distance/Time to 3rd closest provider access points	88.2 miles 123.5 mins



Access Overview - Prosthodontists (60 miles/60 minutes)


February 9, 2023

Access Analysis
 Prosthodontists (60 miles/60 minutes)
 DWP Member / Provider Access Points Groups
 DWP Members (Iowa)
 Prosthodontists (Iowa)

Comparison Graph
 Percent of dwp members with access to a choice of provider access points over miles

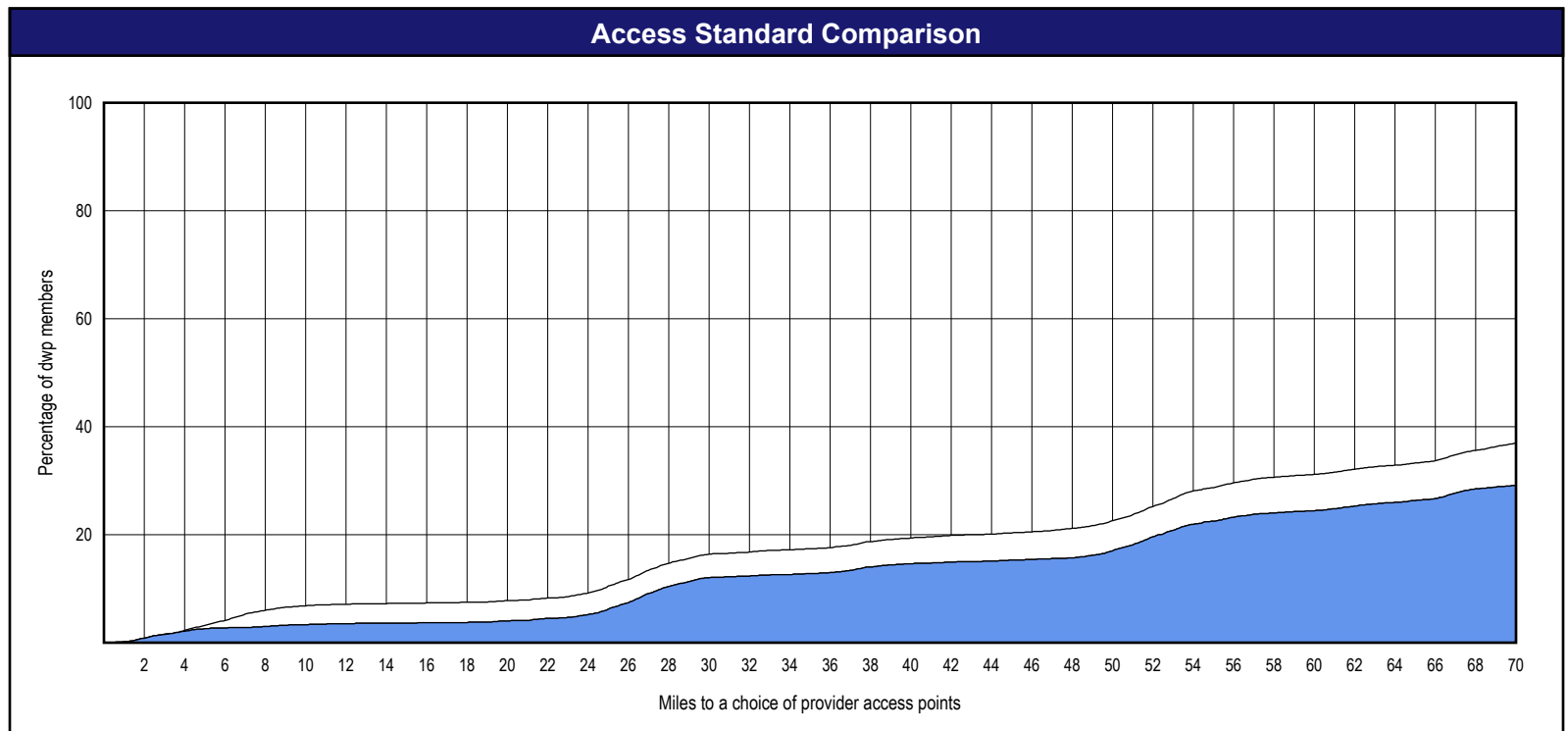
- 1st closest
- 2nd closest
- 3rd closest

¹ The Access Standard is defined as (DWP Members (Iowa)) dwp members accessing:
 1 (Prosthodontists (Iowa)) provider access points in 60 miles and 60 minutes



Distances/Times

	Average
Distance/Time to 1st closest provider access points	79.0 miles 119.6 mins
Distance/Time to 2nd closest provider access points	110.6 miles 166.9 mins
Distance/Time to 3rd closest provider access points	110.6 miles 166.9 mins



Access Overview - Periodontists (60 miles/60 minutes)

February 9, 2023

Access Analysis
Periodontists (60 miles/60 minutes)

DWP Member / Provider Access Points
Groups

- DWP Members (Iowa)
- Periodontists (Iowa)


Comparison Graph

Percent of dwp members with access to a choice of provider access points over miles

- 1st closest
- 2nd closest
- 3rd closest

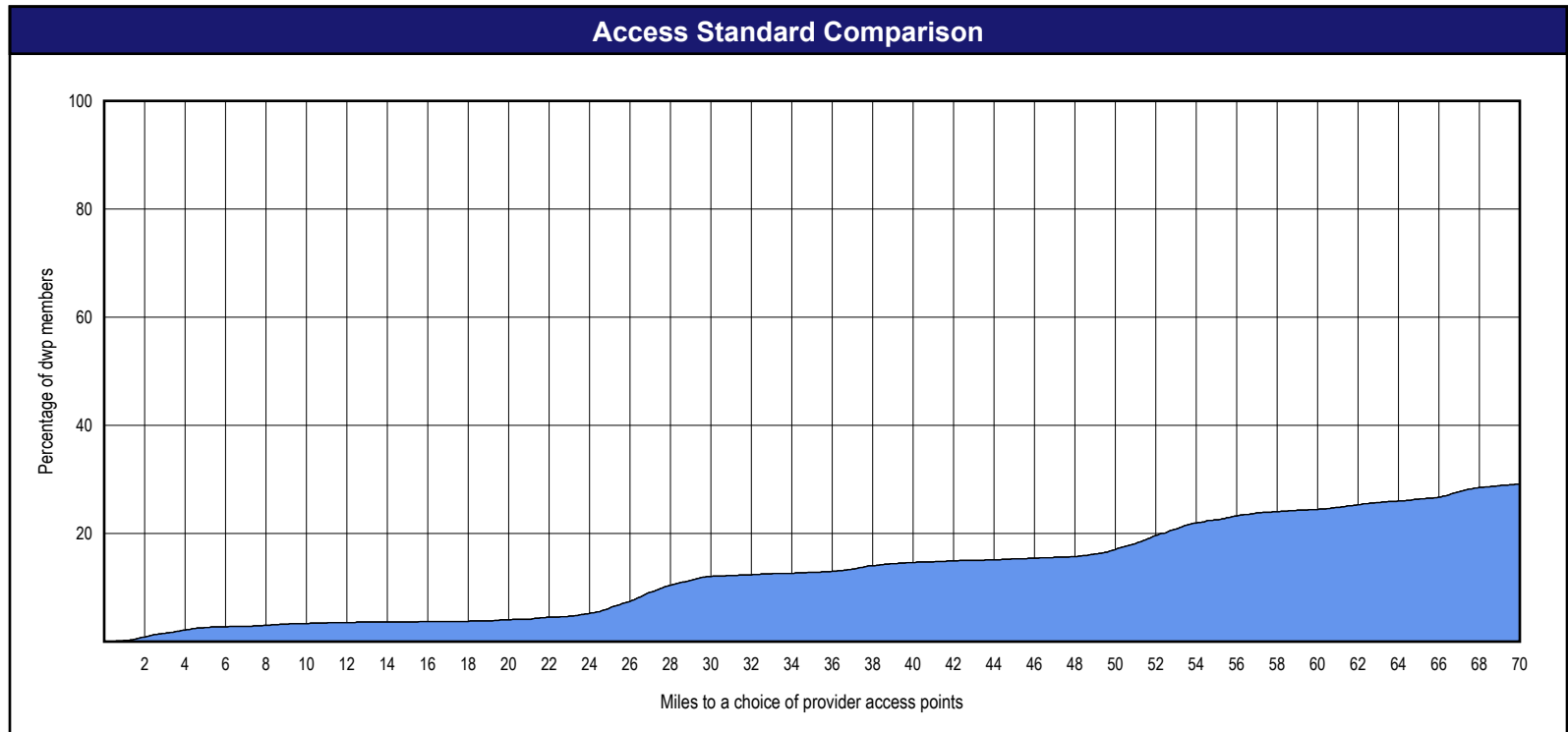
¹ The Access Standard is defined as (DWP Members (Iowa)) dwp members accessing:

1 (Periodontists (Iowa)) provider access points in 60 miles and 60 minutes



Distances/Times

	Average
Distance/Time to 1st closest provider access points	110.6 miles 166.9 mins
Distance/Time to 2nd closest provider access points	110.6 miles 166.9 mins
Distance/Time to 3rd closest provider access points	110.6 miles 166.9 mins



Access Overview - Pedontists (60 miles/60 minutes)

February 9, 2023

Access Analysis
Pedodontists (60 miles/60 minutes)

DWP Member / Provider Access Points
Groups

- DWP Members (Iowa)
- Pedodontists (Iowa)

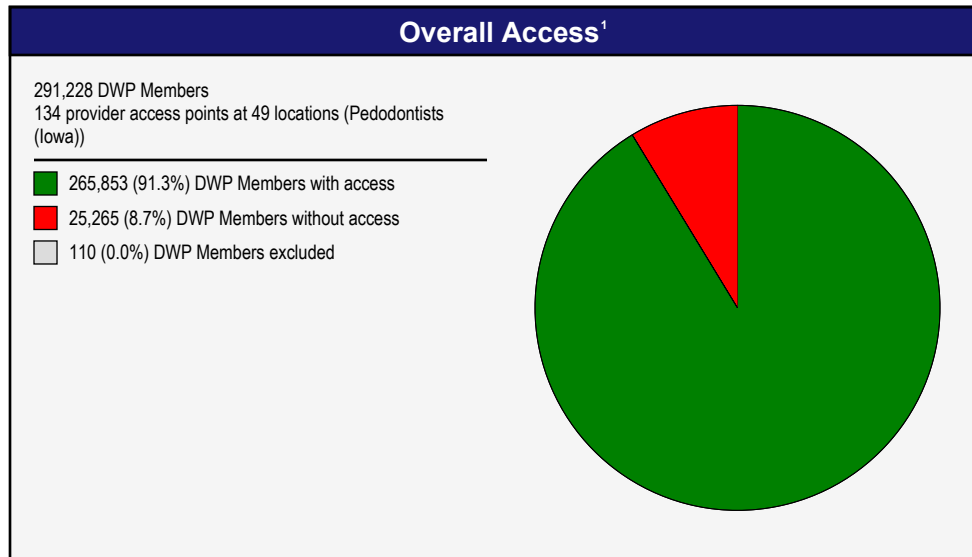
Comparison Graph

Percent of dwp members with access to a choice of provider access points over miles

- 1st closest
- 2nd closest
- 3rd closest

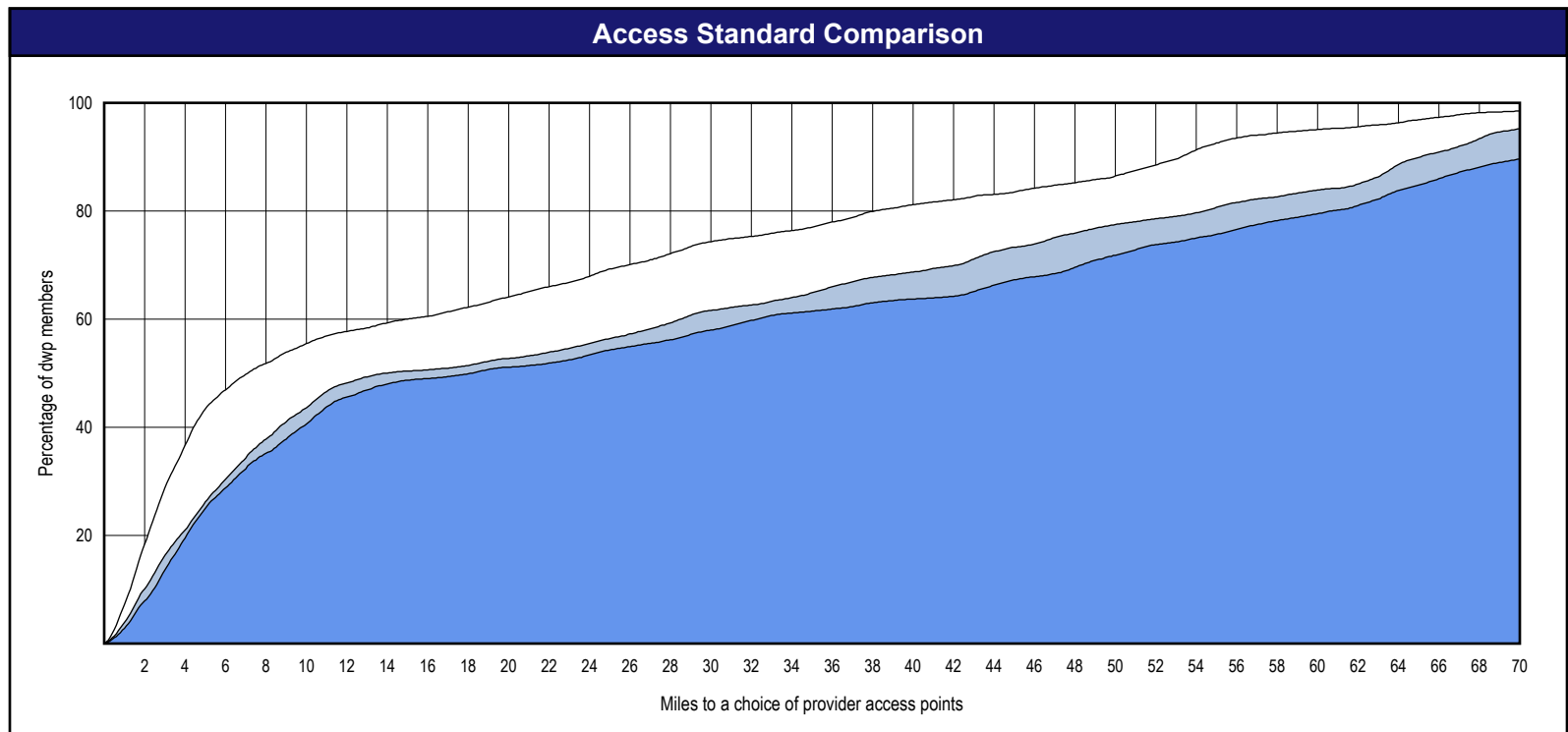
¹ The Access Standard is defined as (DWP Members (Iowa)) dwp members accessing:

1 (Pedodontists (Iowa)) provider access points in 60 miles and 60 minutes



Distances/Times

	Average
Distance/Time to 1st closest provider access points	18.6 miles 20.8 mins
Distance/Time to 2nd closest provider access points	26.5 miles 29.9 mins
Distance/Time to 3rd closest provider access points	29.8 miles 33.7 mins



Access Overview - All Dentists (90 miles/90 minutes)

February 9, 2023

Access Analysis

All Dentists (90 miles/90 minutes)

DWP Member / Provider Access Points Groups

DWP Members (Iowa)

All Dentists (Iowa)


Comparison Graph

Percent of dwp members with access to a choice of provider access points over miles

- 1st closest
- 2nd closest
- 3rd closest

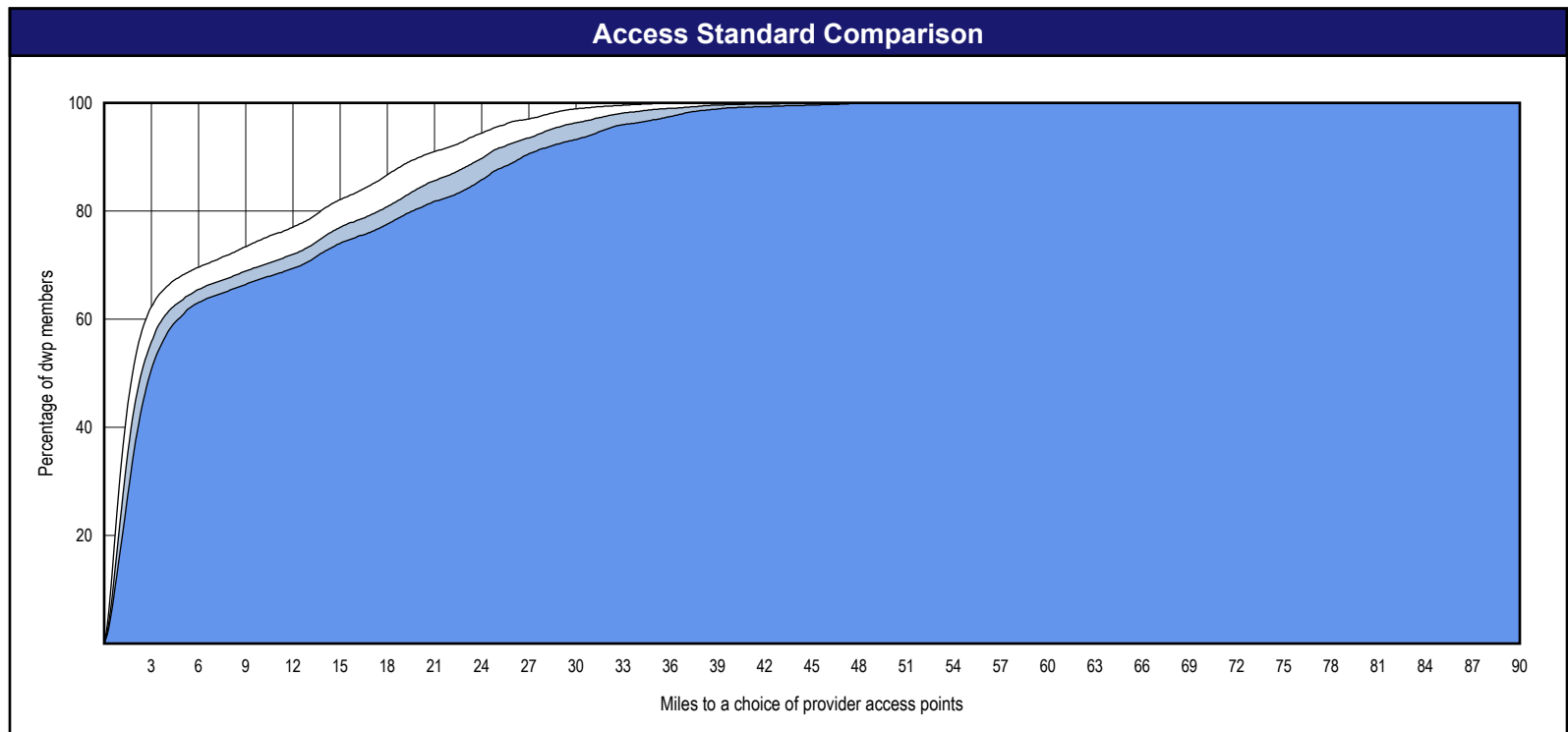
¹ The Access Standard is defined as (DWP Members (Iowa)) dwp members accessing:

1 (All Dentists (Iowa)) provider access points in 90 miles and 90 minutes



Distances/Times

	Average
Distance/Time to 1st closest provider access points	6.3 miles 7.0 mins
Distance/Time to 2nd closest provider access points	7.9 miles 8.8 mins
Distance/Time to 3rd closest provider access points	9.2 miles 10.2 mins



Access Overview - General Dentists (90 miles/90 minutes)

February 9, 2023

Access Analysis
General Dentists (90 miles/90 minutes)

DWP Member / Provider Access Points
Groups

- DWP Members (Iowa)
- General Dentists (Iowa)


Comparison Graph

Percent of dwp members with access to a choice of provider access points over miles

- 1st closest
- 2nd closest
- 3rd closest

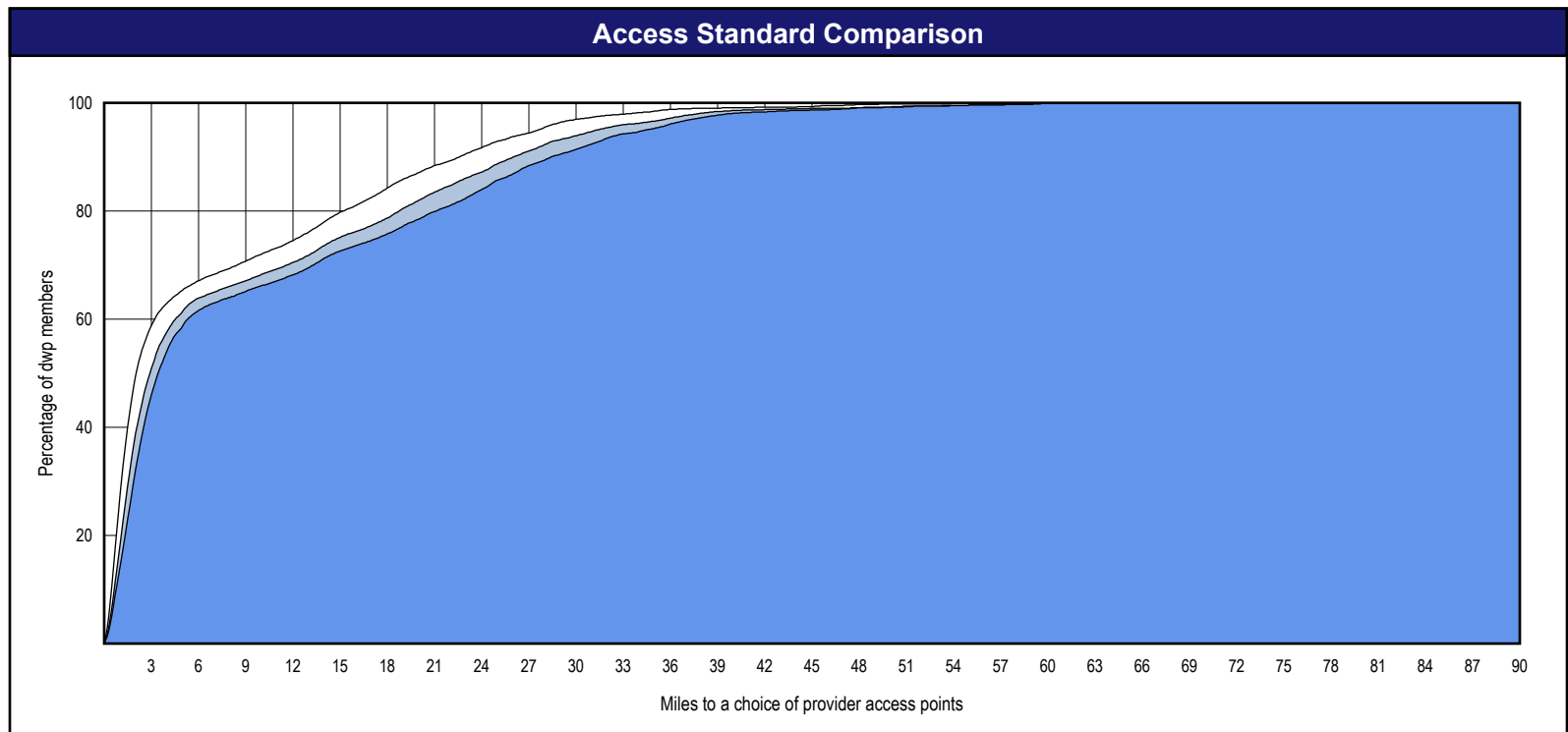
¹ The Access Standard is defined as (DWP Members (Iowa)) dwp members accessing:

1 (General Dentists (Iowa)) provider access points in 90 miles and 90 minutes



Distances/Times

	Average
Distance/Time to 1st closest provider access points	7.3 miles 8.2 mins
Distance/Time to 2nd closest provider access points	9.0 miles 10.0 mins
Distance/Time to 3rd closest provider access points	10.0 miles 11.2 mins



Access Overview - Primary Care Dentist (90 miles/90 minutes)

February 9, 2023

Access Analysis

Primary Care Dentist (90 miles/90 minutes)

DWP Member / Provider Access Points Groups

- DWP Members (Iowa)
- Primary Care Dentist (Iowa)


Comparison Graph

Percent of dwp members with access to a choice of provider access points over miles

- 1st closest
- 2nd closest
- 3rd closest

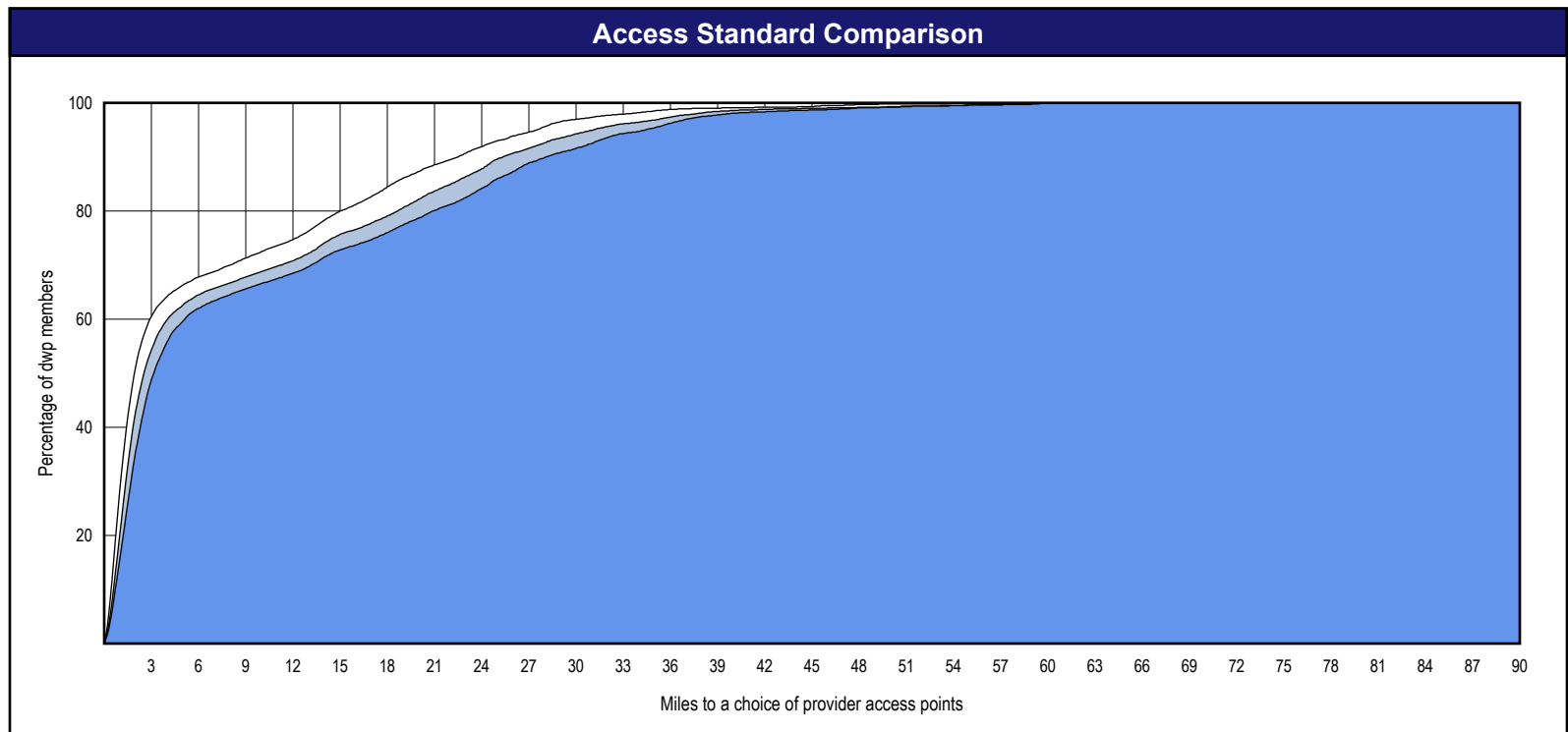
¹ The Access Standard is defined as (DWP Members (Iowa)) dwp members accessing:

1 (Primary Care Dentist (Iowa)) provider access points in 90 miles and 90 minutes



Distances/Times

	Average
Distance/Time to 1st closest provider access points	7.2 miles 8.0 mins
Distance/Time to 2nd closest provider access points	8.7 miles 9.7 mins
Distance/Time to 3rd closest provider access points	9.8 miles 11.0 mins



Access Overview - Orthodontists (90 miles/90 minutes)

February 9, 2023

Access Analysis
Orthodontists (90 miles/90 minutes)

DWP Member / Provider Access Points Groups

- DWP Members (Iowa)
- Orthodontists (Iowa)

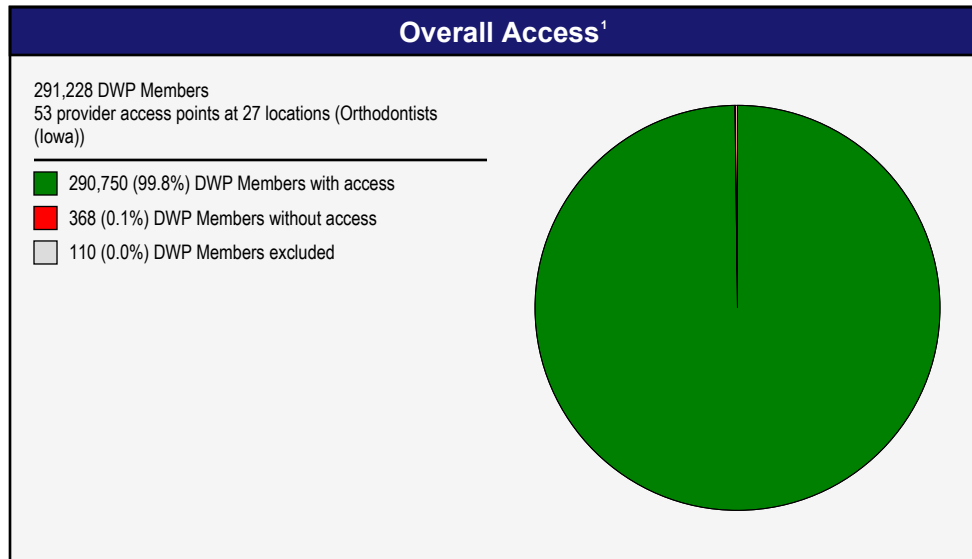
Comparison Graph

Percent of dwp members with access to a choice of provider access points over miles

- 1st closest
- 2nd closest
- 3rd closest

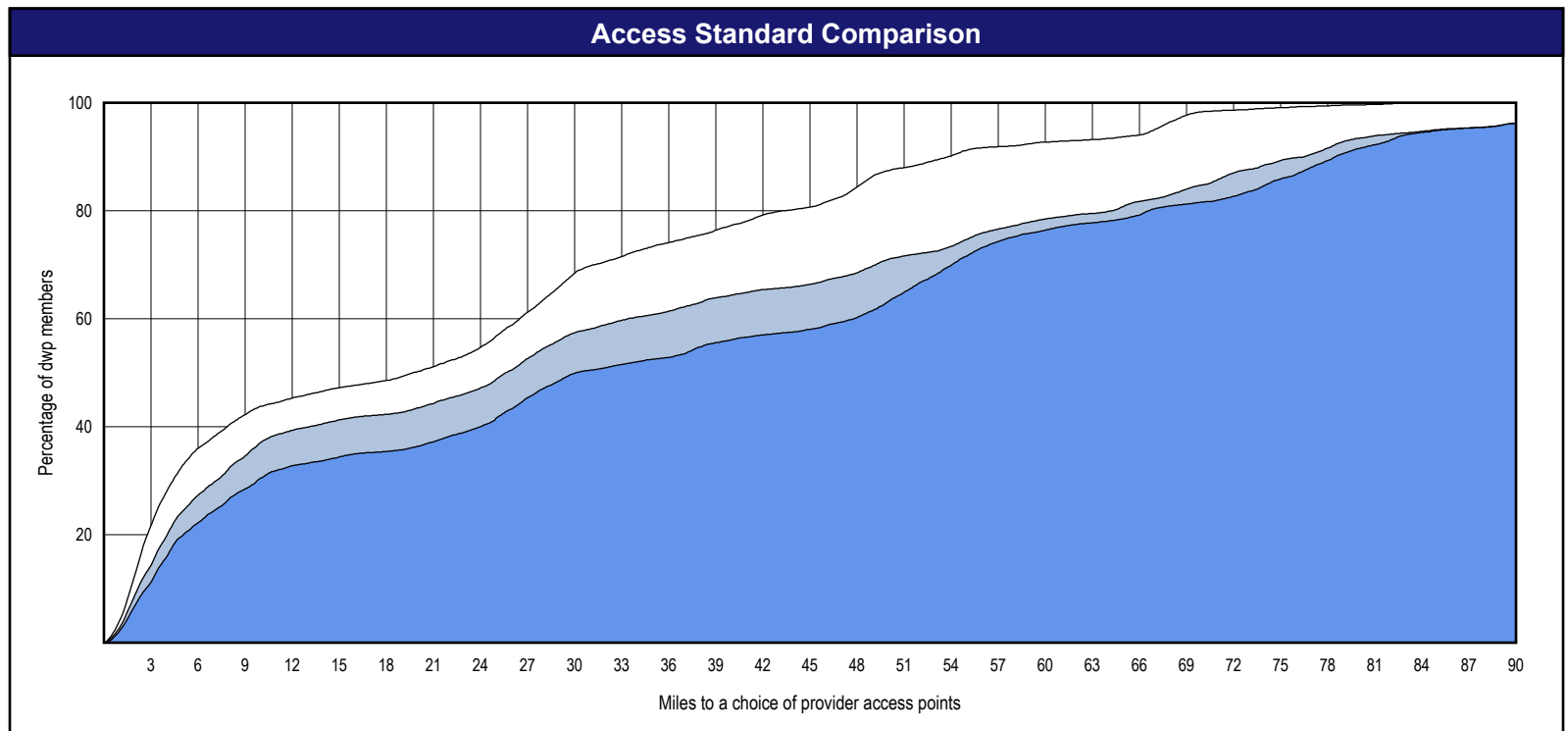
¹ The Access Standard is defined as (DWP Members (Iowa)) dwp members accessing:

1 (Orthodontists (Iowa)) provider access points in 90 miles and 90 minutes



Distances/Times

	Average
Distance/Time to 1st closest provider access points	22.9 miles 26.8 mins
Distance/Time to 2nd closest provider access points	32.6 miles 41.1 mins
Distance/Time to 3rd closest provider access points	37.0 miles 48.9 mins



Access Overview - Oral Surgeons (90 miles/90 minutes)

February 9, 2023

Access Analysis
Oral Surgeons (90 miles/90 minutes)

DWP Member / Provider Access Points Groups

- DWP Members (Iowa)
- Oral Surgeons (Iowa)


Comparison Graph

Percent of dwp members with access to a choice of provider access points over miles

- 1st closest
- 2nd closest
- 3rd closest

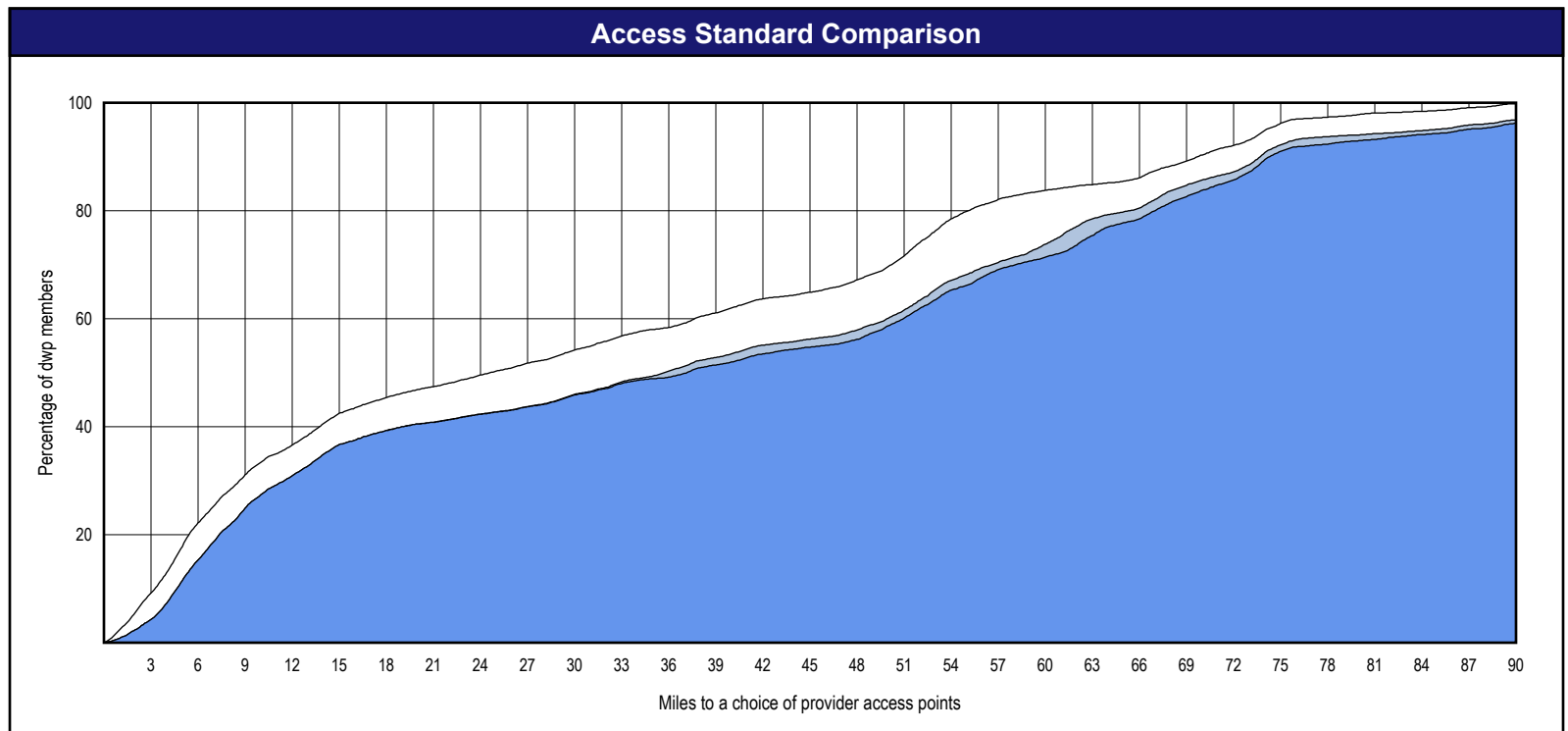
¹ The Access Standard is defined as (DWP Members (Iowa)) dwp members accessing:

1 (Oral Surgeons (Iowa)) provider access points in 90 miles and 90 minutes



Distances/Times

	Average
Distance/Time to 1st closest provider access points	31.0 miles 37.6 mins
Distance/Time to 2nd closest provider access points	37.3 miles 44.4 mins
Distance/Time to 3rd closest provider access points	38.4 miles 45.7 mins



Access Overview - Endodontists (90 miles/90 minutes)

February 9, 2023

Access Analysis
Endodontists (90 miles/90 minutes)

DWP Member / Provider Access Points
Groups

- DWP Members (Iowa)
- Endodontists (Iowa)


Comparison Graph

Percent of dwp members with access to a choice of provider access points over miles

- 1st closest
- 2nd closest
- 3rd closest

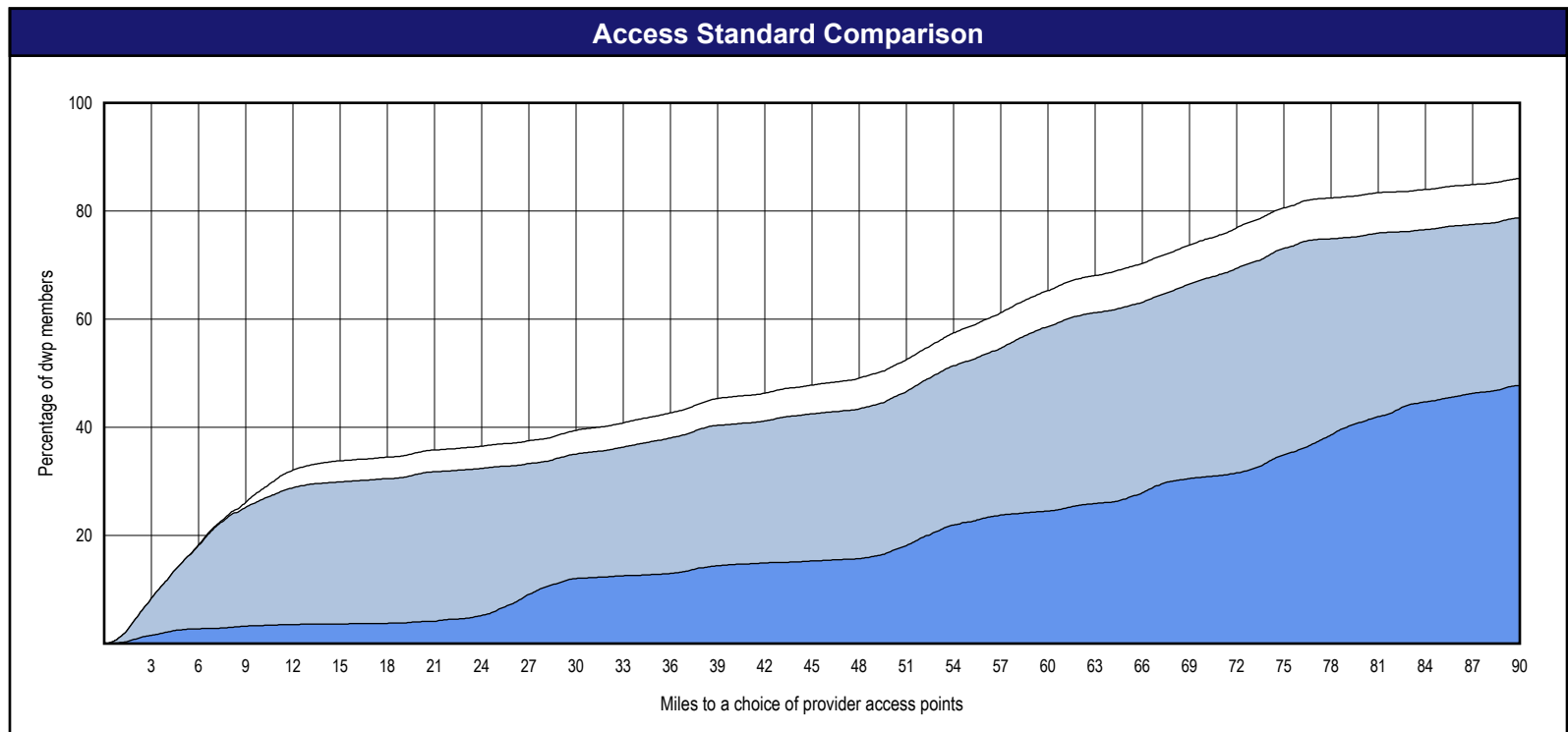
¹ The Access Standard is defined as (DWP Members (Iowa)) dwp members accessing:

1 (Endodontists (Iowa)) provider access points in 90 miles and 90 minutes



Distances/Times

	Average
Distance/Time to 1st closest provider access points	46.4 miles 62.1 mins
Distance/Time to 2nd closest provider access points	56.3 miles 80.3 mins
Distance/Time to 3rd closest provider access points	88.2 miles 123.5 mins




Access Overview - Prosthodontists (90 miles/90 minutes)

February 9, 2023

Access Analysis
 Prosthodontists (90 miles/90 minutes)
 DWP Member / Provider Access Points Groups
 DWP Members (Iowa)
 Prosthodontists (Iowa)

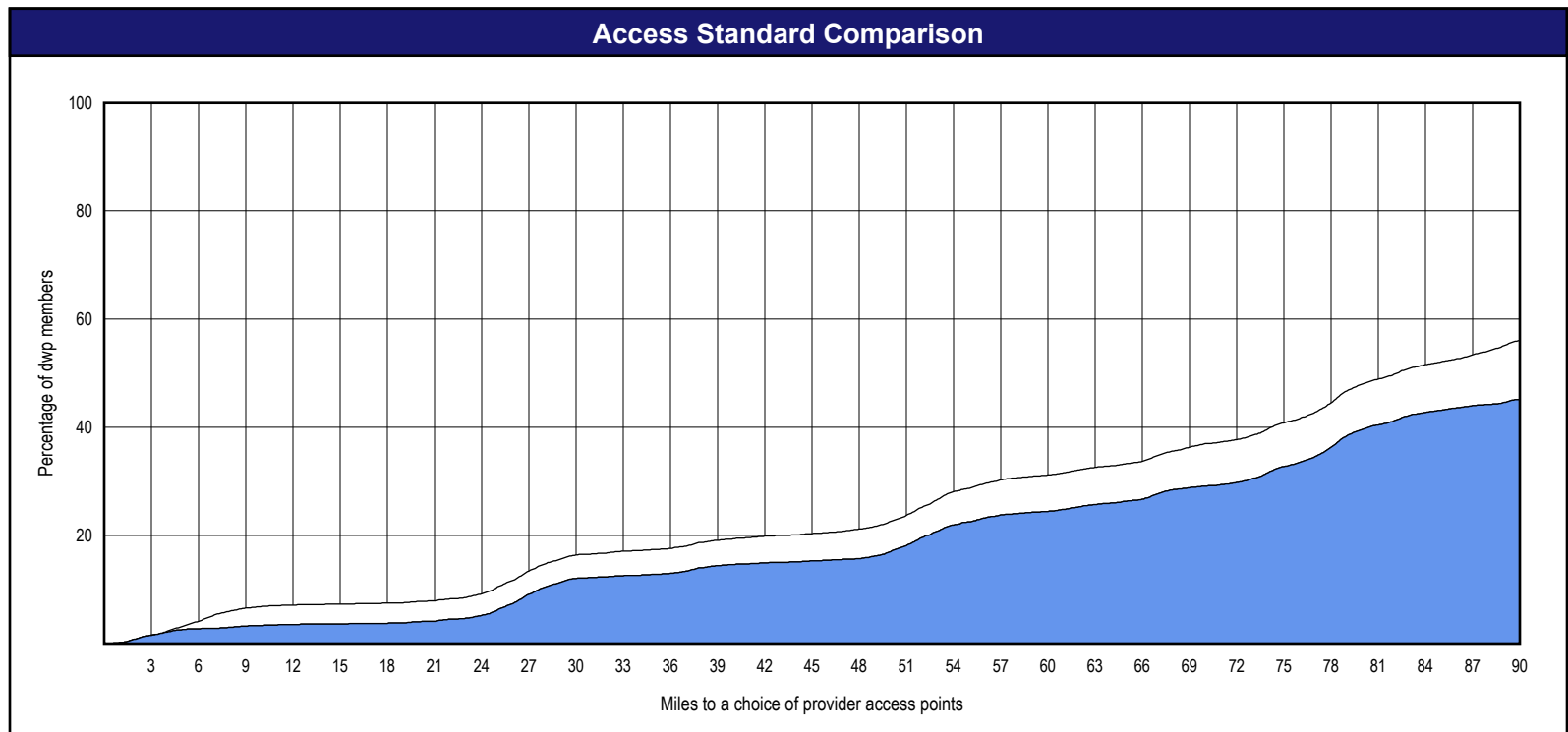
Comparison Graph
 Percent of dwp members with access to a choice of provider access points over miles
 1st closest
 2nd closest
 3rd closest

¹ The Access Standard is defined as (DWP Members (Iowa)) dwp members accessing:
 1 (Prosthodontists (Iowa)) provider access points in 90 miles and 90 minutes



Distances/Times

	Average
Distance/Time to 1st closest provider access points	79.0 miles 119.6 mins
Distance/Time to 2nd closest provider access points	110.6 miles 166.9 mins
Distance/Time to 3rd closest provider access points	110.6 miles 166.9 mins



Access Overview - Periodontists (90 miles/90 minutes)

February 9, 2023

Access Analysis
Periodontists (90 miles/90 minutes)

DWP Member / Provider Access Points
Groups

- DWP Members (Iowa)
- Periodontists (Iowa)


Comparison Graph

Percent of dwp members with access to a choice of provider access points over miles

- 1st closest
- 2nd closest
- 3rd closest

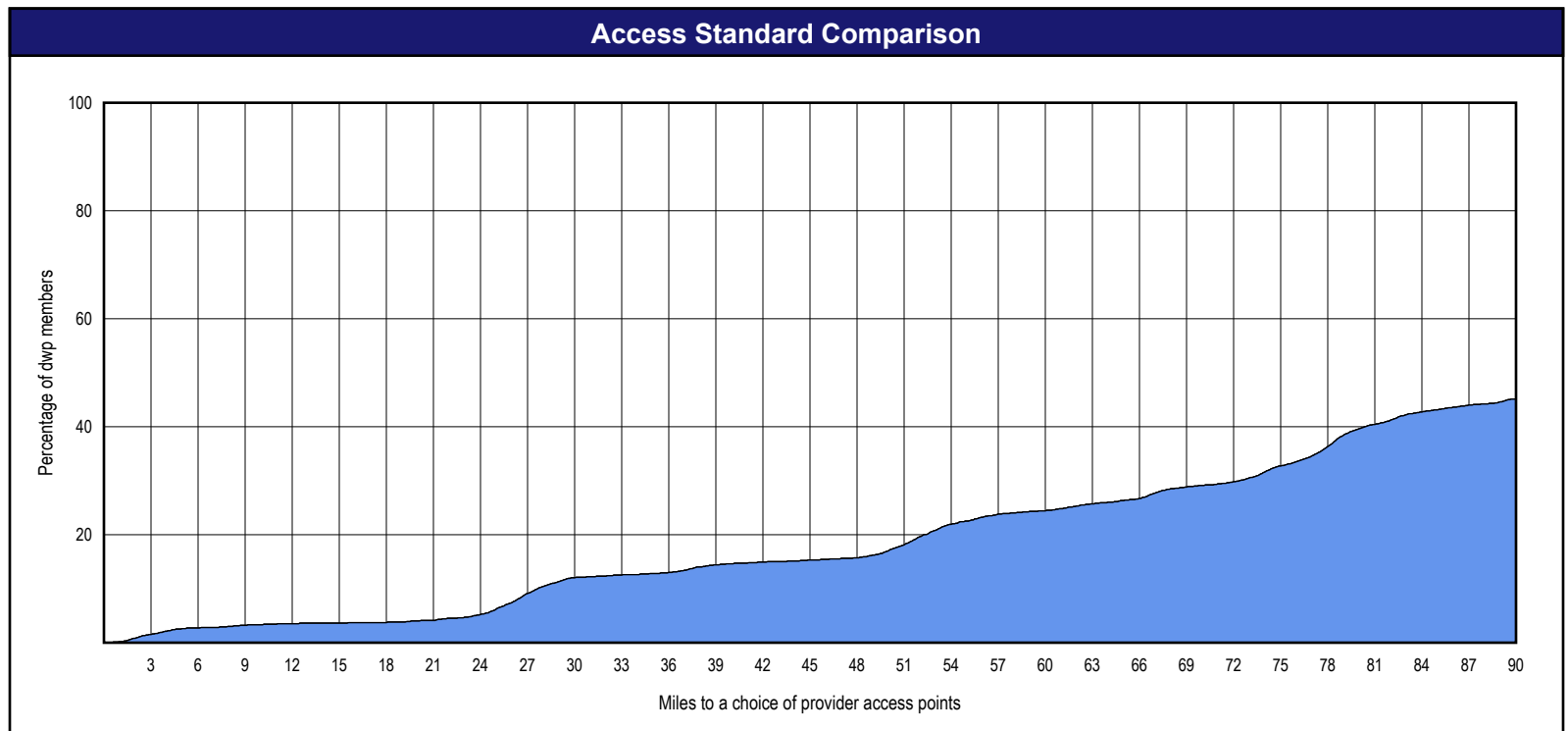
¹ The Access Standard is defined as (DWP Members (Iowa)) dwp members accessing:

1 (Periodontists (Iowa)) provider access points in 90 miles and 90 minutes



Distances/Times

	Average
Distance/Time to 1st closest provider access points	110.6 miles 166.9 mins
Distance/Time to 2nd closest provider access points	110.6 miles 166.9 mins
Distance/Time to 3rd closest provider access points	110.6 miles 166.9 mins



Access Overview - Pedodontists (90 miles/90 minutes)

February 9, 2023

Access Analysis
 Periodontists (90 miles/90 minutes)

DWP Member / Provider Access Points
 Groups

- DWP Members (Iowa)
- Periodontists (Iowa)


Comparison Graph

Percent of dwp members with access to a choice of provider access points over miles

- 1st closest
- 2nd closest
- 3rd closest

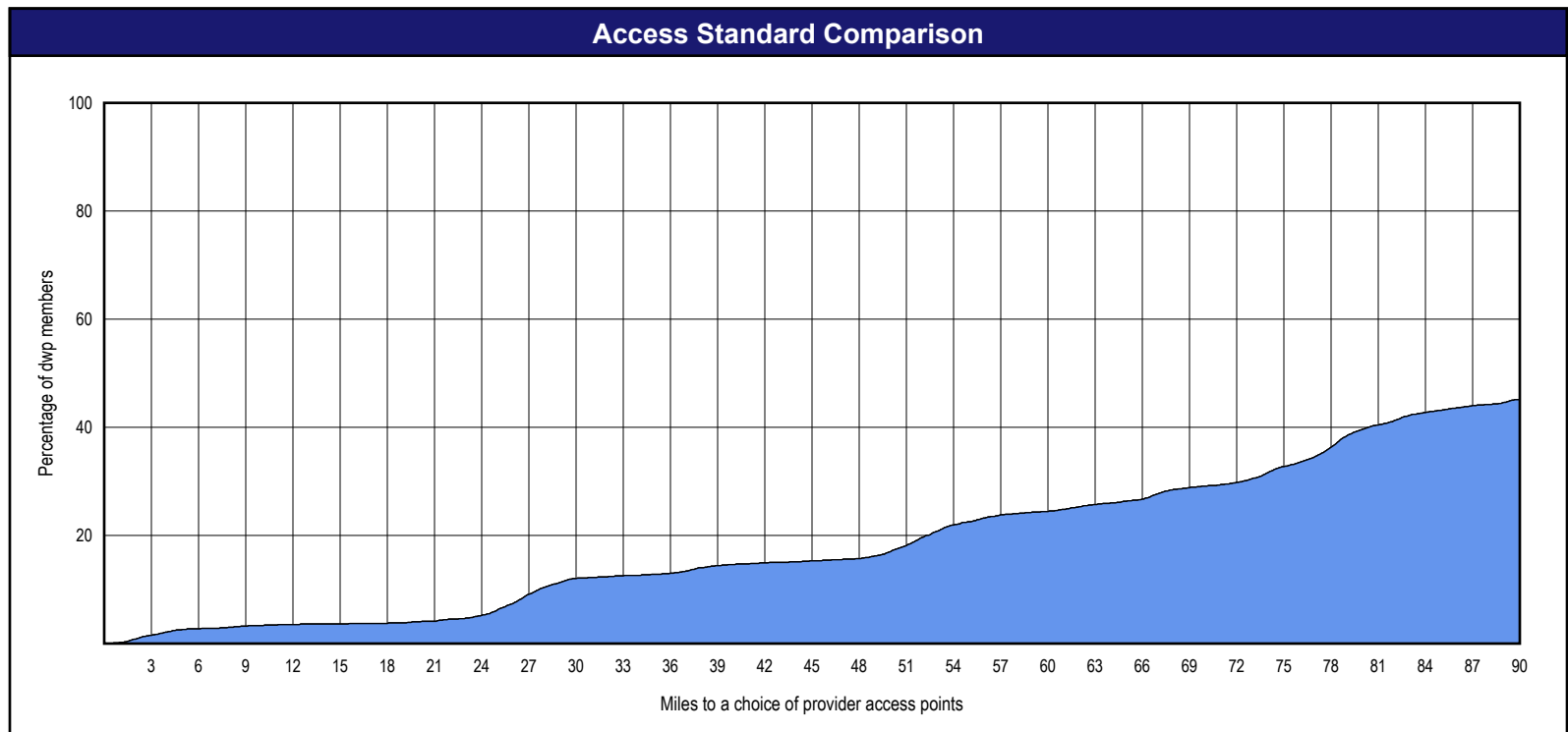
¹ The Access Standard is defined as (DWP Members (Iowa)) dwp members accessing:

1 (Periodontists (Iowa)) provider access points in 90 miles and 90 minutes



Distances/Times

	Average
Distance/Time to 1st closest provider access points	110.6 miles 166.9 mins
Distance/Time to 2nd closest provider access points	110.6 miles 166.9 mins
Distance/Time to 3rd closest provider access points	110.6 miles 166.9 mins



All Dentists Access Map

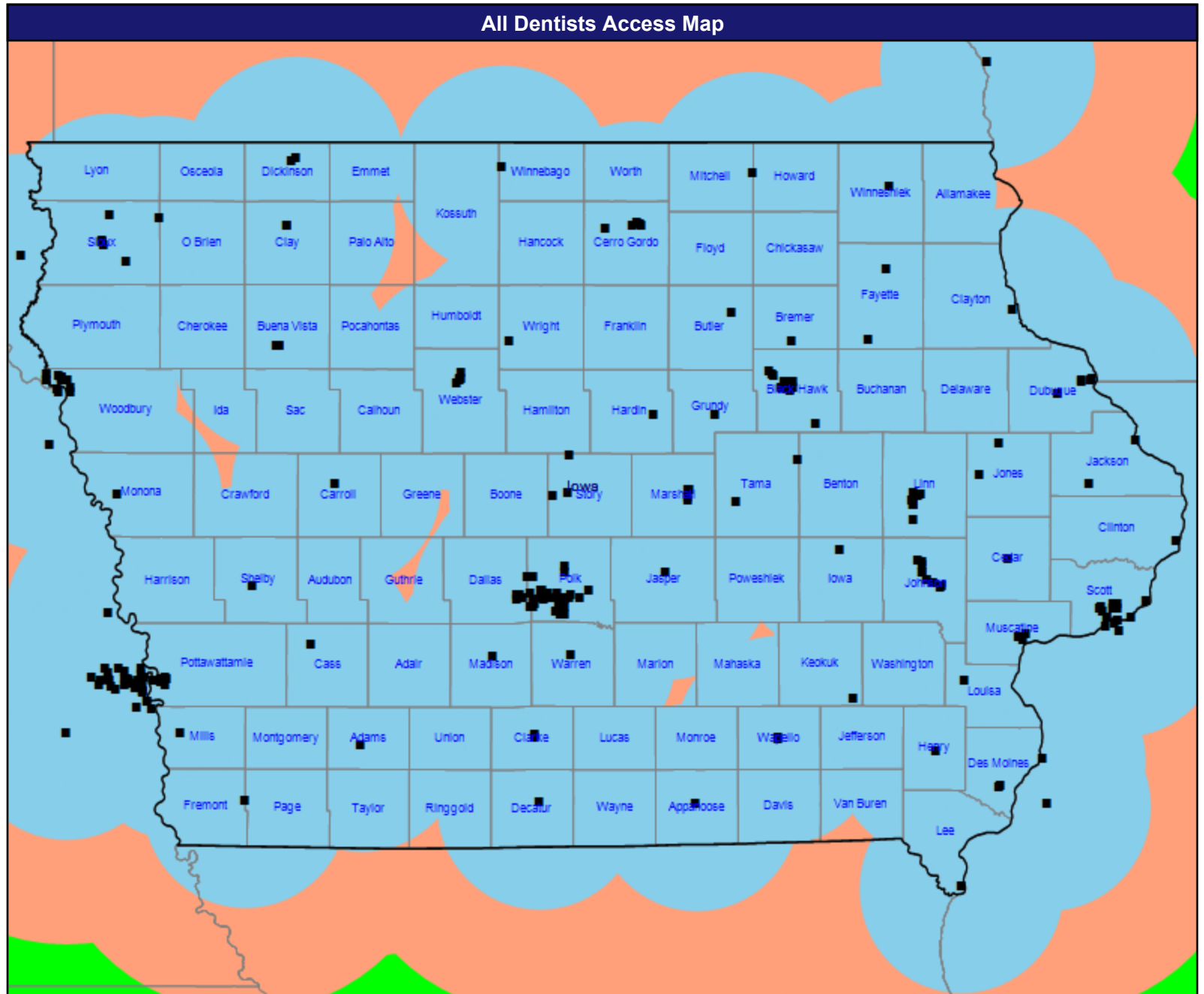
February 9, 2023

All Dentists

Total Providers: 1,098

- All provider access points
- 30 mile radius
- 60 mile radius
- 90 mile radius

41.42 miles



General Dentists Access Map

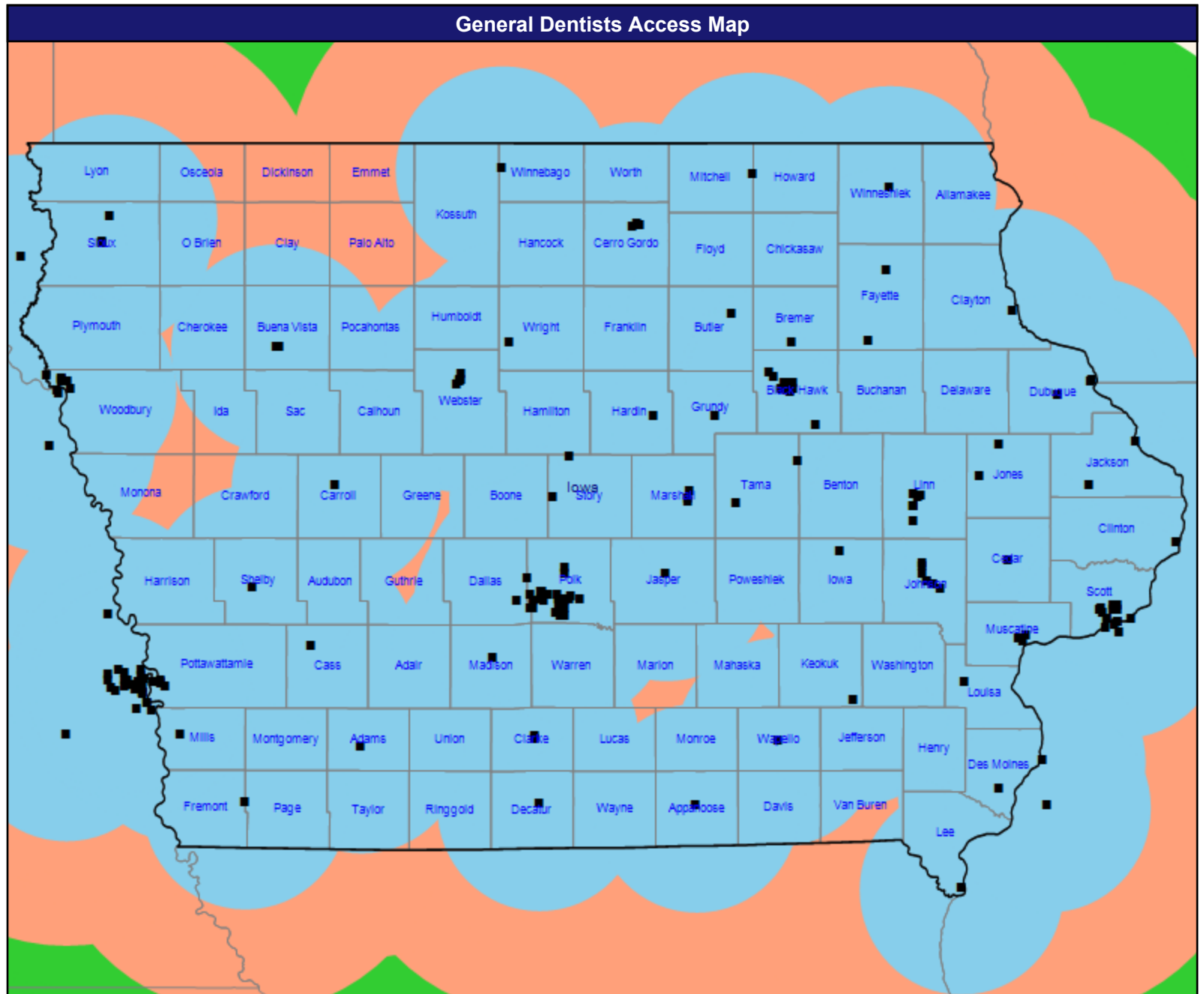
February 9, 2023

General Dentists

Total Providers: 742

- All provider access points
- 30 mile radius
- 60 mile radius
- 90 mile radius

41.42 miles



Primary Care Dentist Access Map

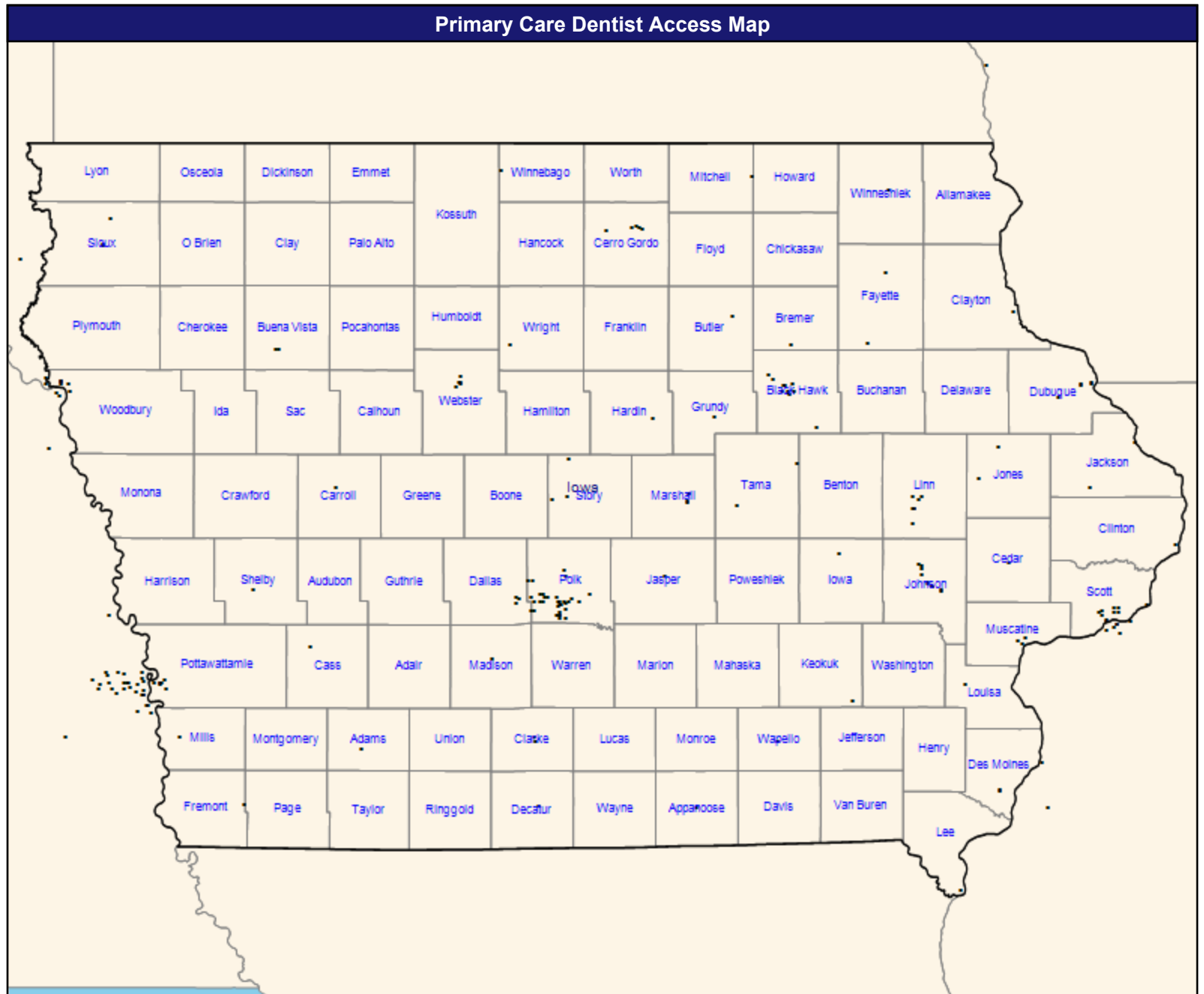
February 9, 2023

Primary Care Dentist

Total Providers: 887

■ All provider access points

41.42 miles



Endodontists Access Map

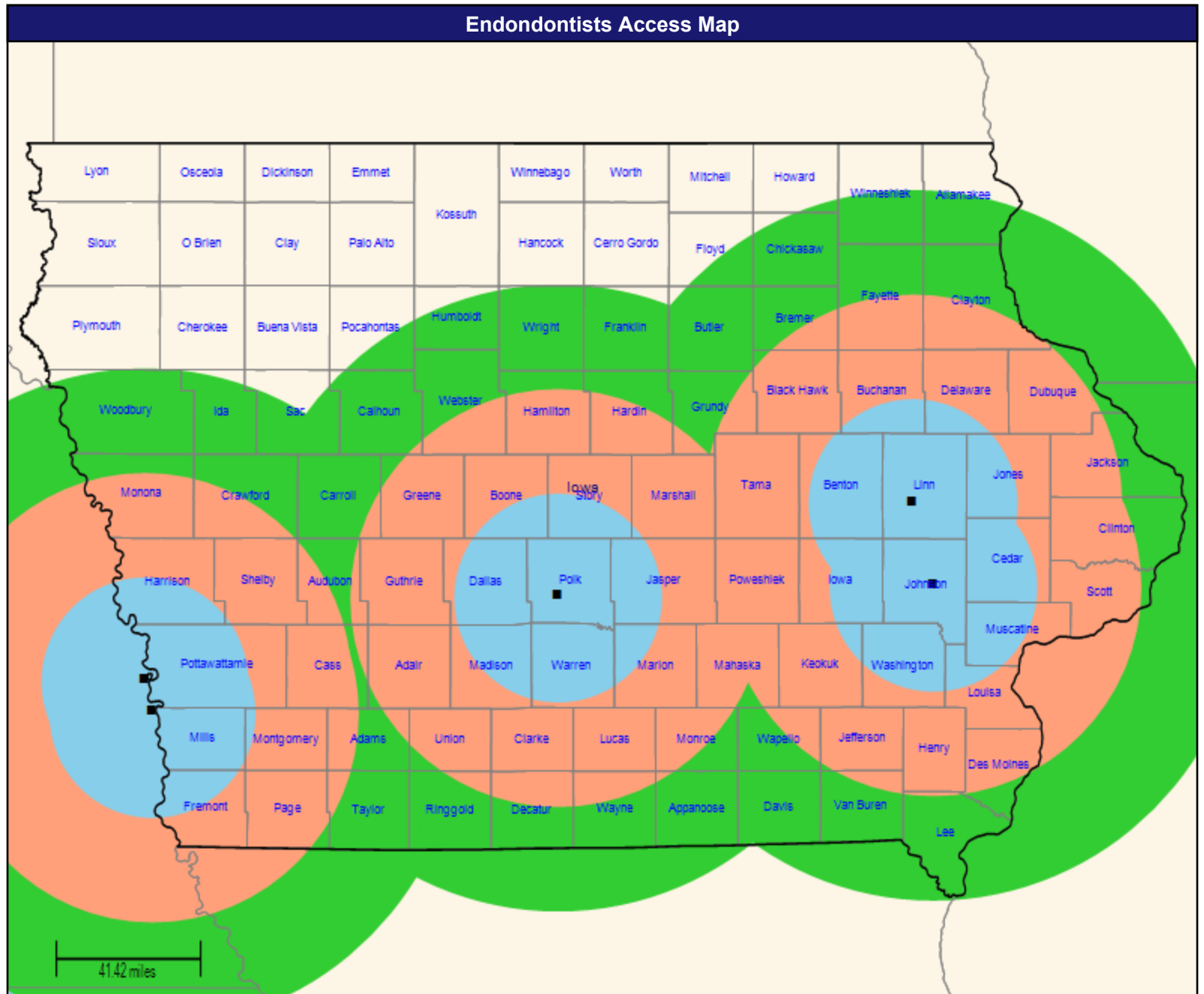
February 9, 2023

Endodontists

Total Providers: 14

- All provider access points
- 30 mile radius
- 60 mile radius
- 90 mile radius

41.42 miles



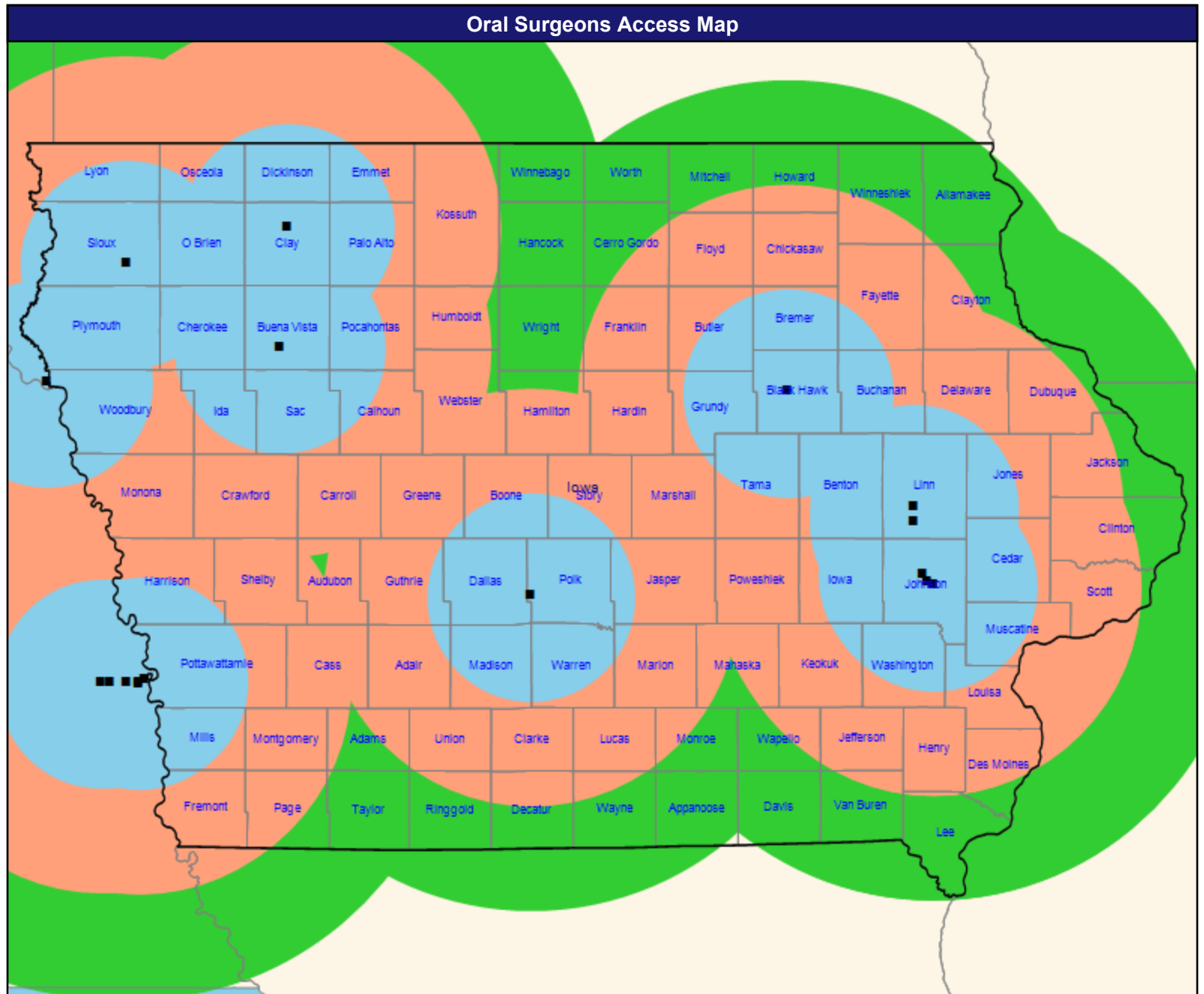
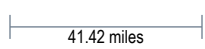
Oral Surgeons Access Map

February 9, 2023

Oral Surgeons

Total Providers: 80

- All provider access points
- 30 mile radius
- 60 mile radius
- 90 mile radius



Orthodontists Access Map

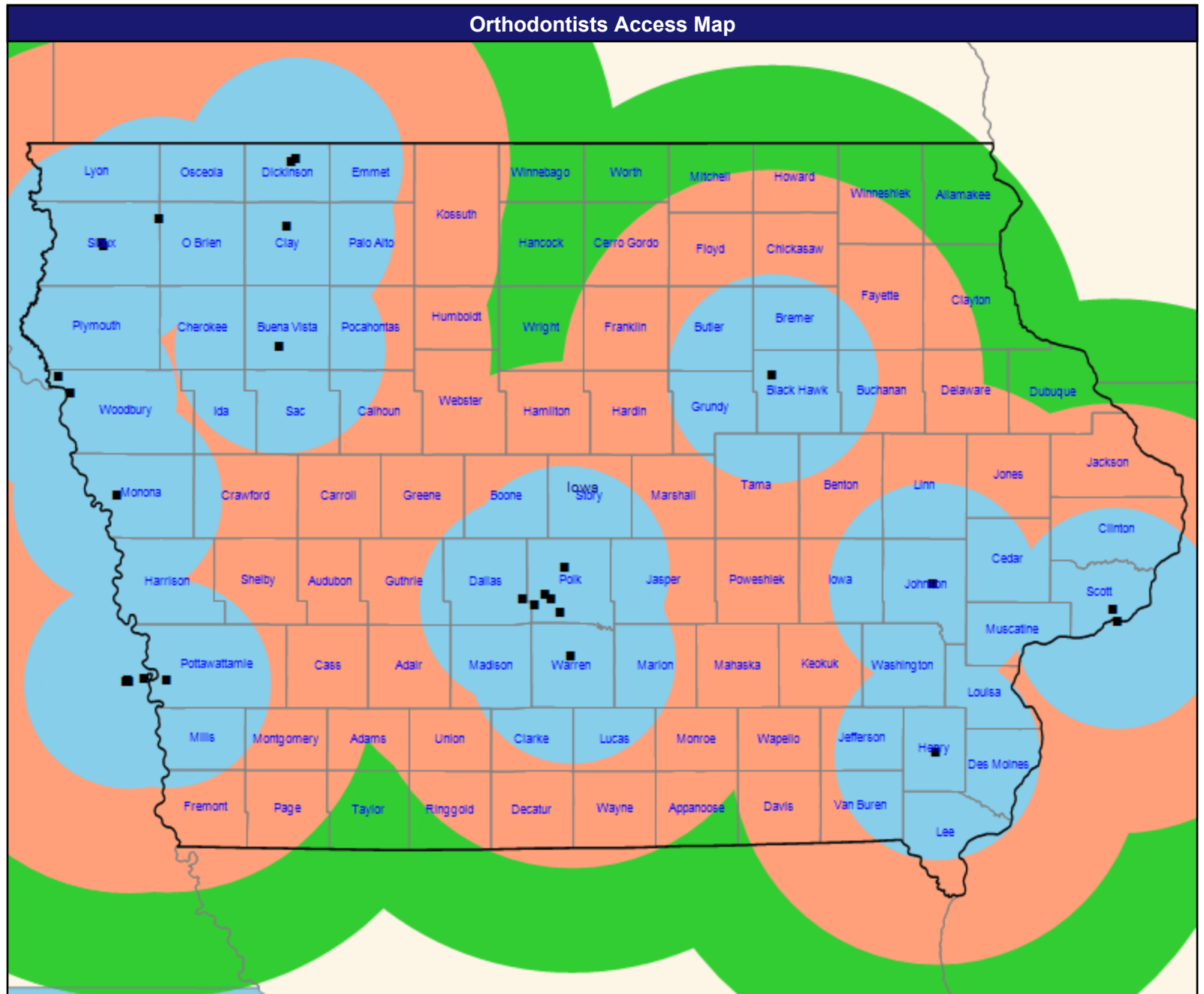
February 9, 2023

Orthodontists

Total Providers: 54

- All provider access points
- 30 mile radius
- 60 mile radius
- 90 mile radius

41.42 miles



Periodontists Access Map

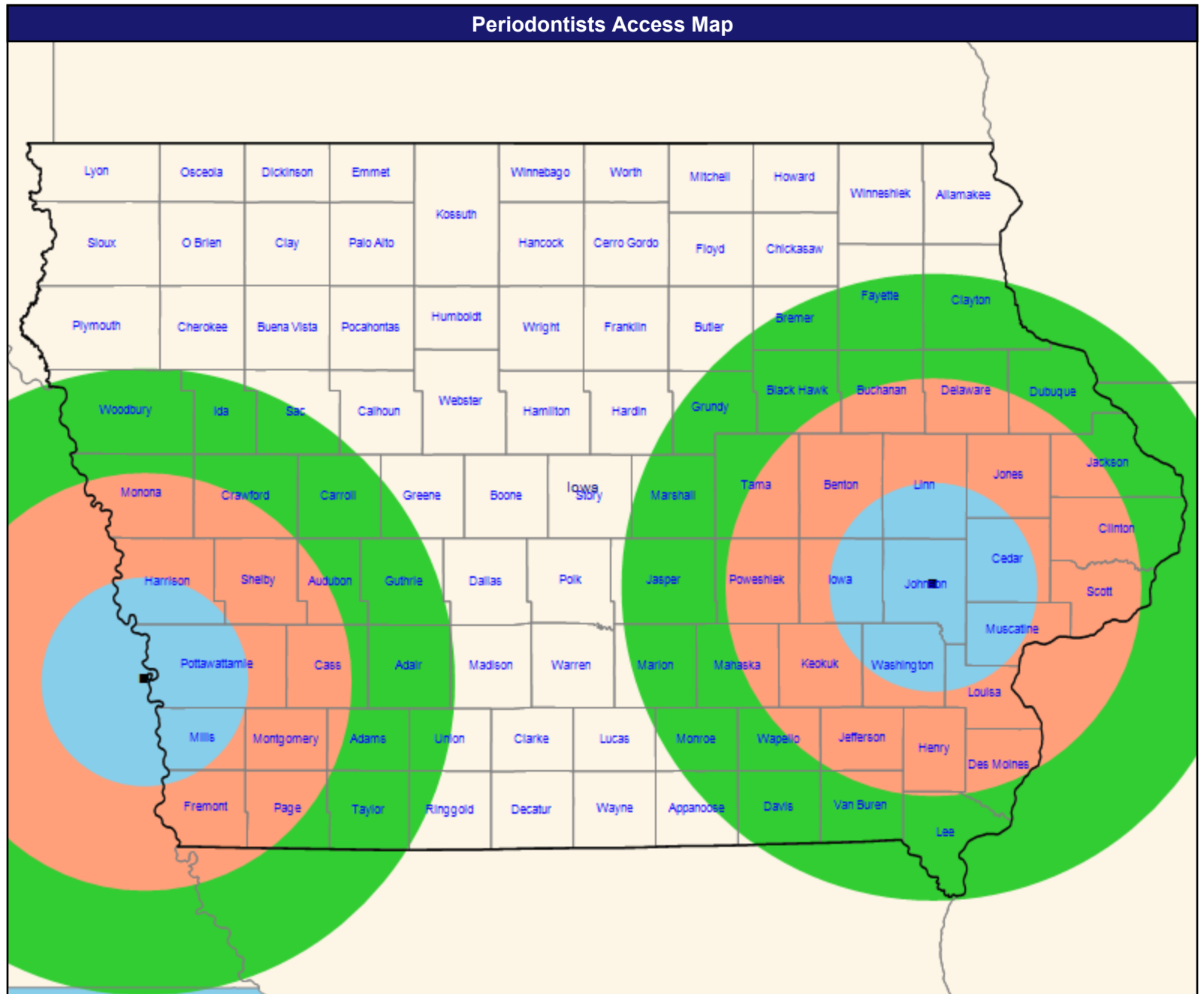
February 9, 2023

Periodontists

Total Providers: 16

- All provider access points
- 30 mile radius
- 60 mile radius
- 90 mile radius

41.42 miles



Prosthodontists Access Map

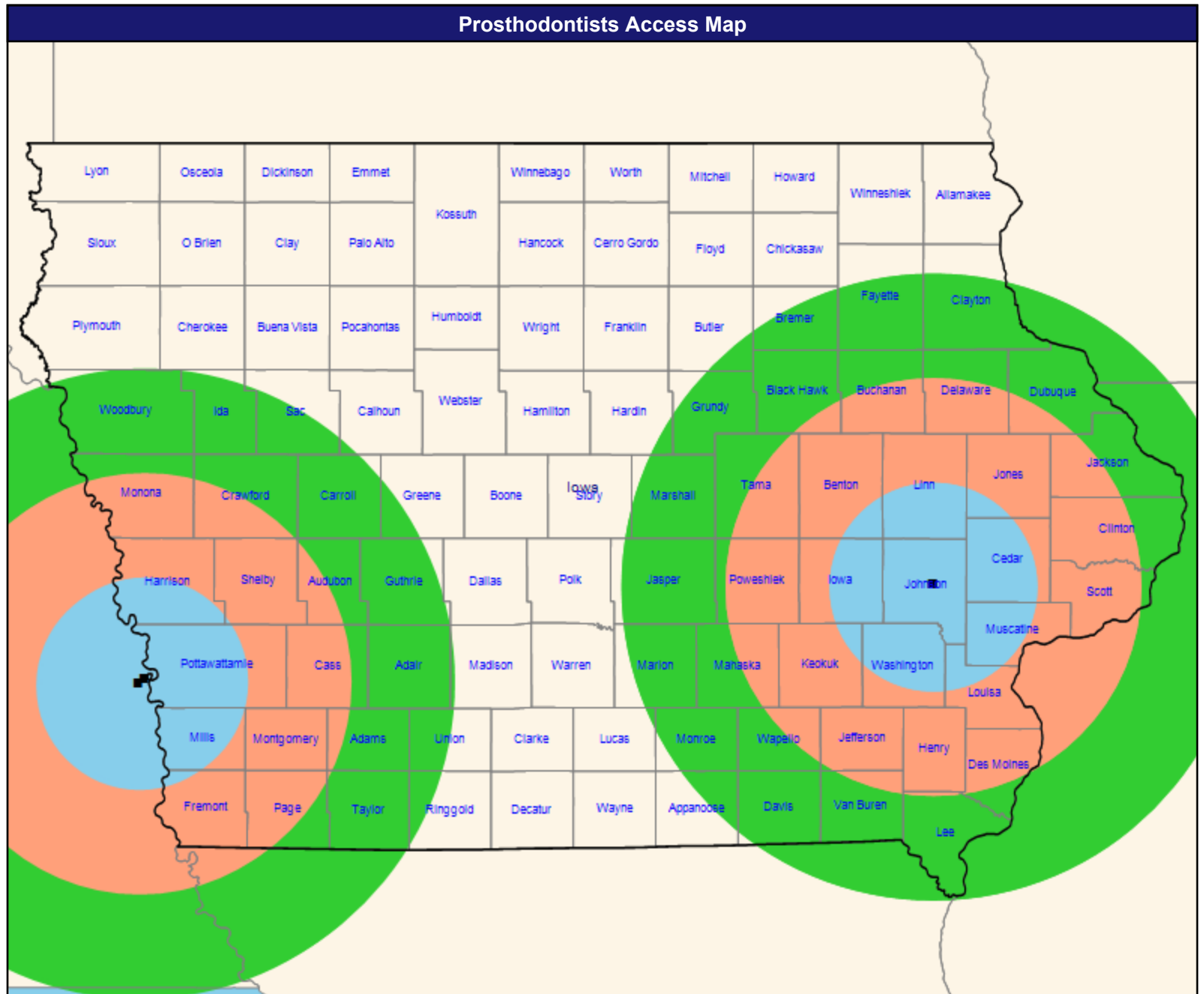
February 9, 2023

Prosthodontists

Total Providers: 22

- All provider access points
- 30 mile radius
- 60 mile radius
- 90 mile radius

41.42 miles



Prosthodontists Access Map

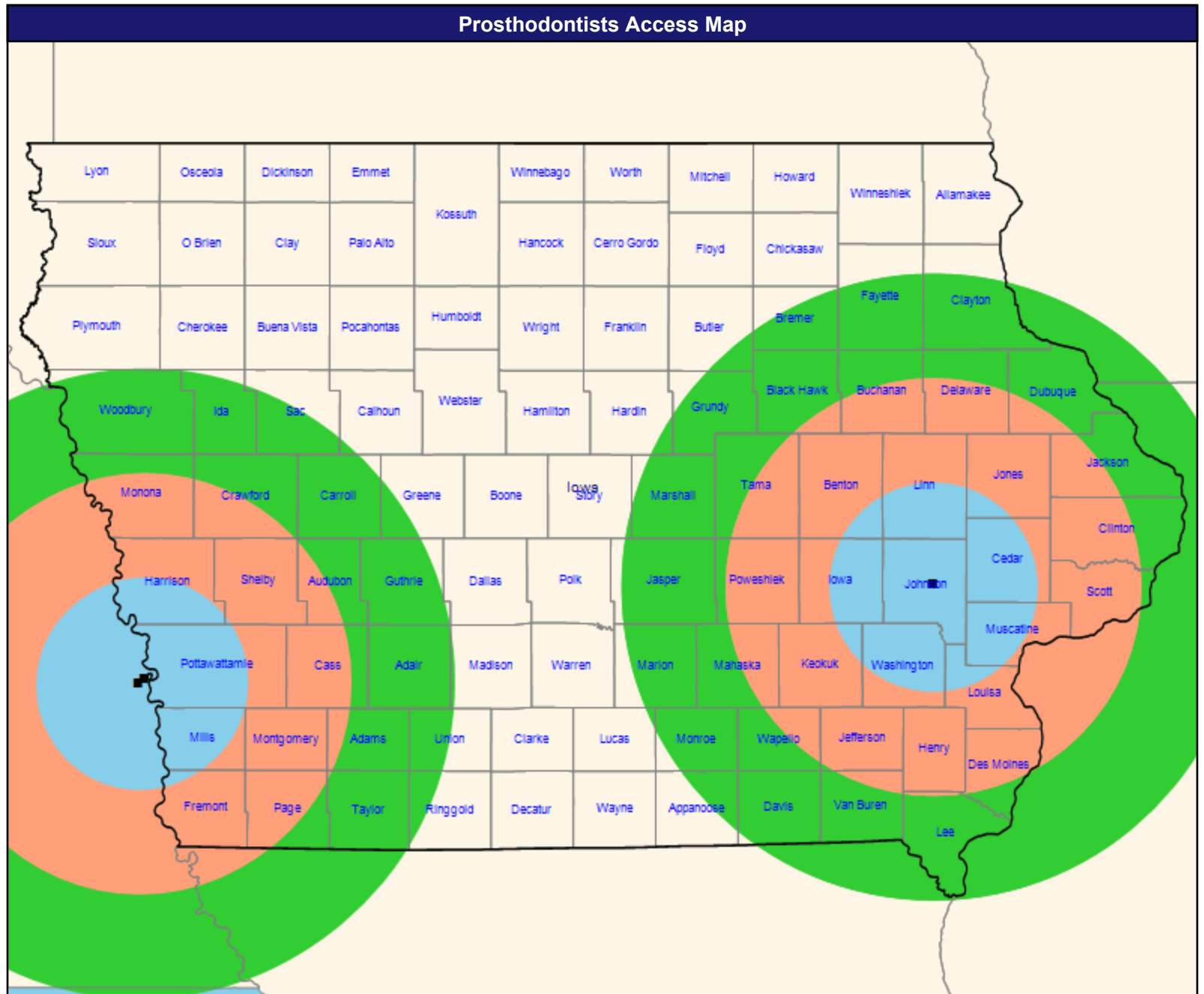
February 9, 2023

Prosthodontists

Total Providers: 22

- All provider access points
- 30 mile radius
- 60 mile radius
- 90 mile radius

41.42 miles



Access Summary By County

February 9, 2023

Access Analysis
 All Access
 DWP Member Group
 DWP Members (Iowa)
 Provider Group
 General Dentists (Iowa)
 Primary Care Dentist (Iowa)
 Endodontists (Iowa)
 Oral Surgeons (Iowa)
 Orthodontists (Iowa)
 Periodontists (Iowa)
 Prosthodontists (Iowa)

¹ Provider counts represent:
 #: Provider access points
 P: Unique providers
 L: Unique provider locations

** These records have been excluded from the analysis because of invalid zip codes.

All DWP Members													
DWP Member		Provider		With Access		Without Access		Counts ¹			Average Distance		
Group	#	Group	Standard	#	%	#	%	#	P	L	1	2	3
DWP Members	291,118	General Dentists	1 in 30 miles and 30 m...	275,777	94.7	15,341	5.3	616	616	175	7.3	9.0	10.0
		General Dentists	1 in 60 miles and 60 m...	290,949	99.9	169	0.1	616	616	175	7.3	9.0	10.0
		General Dentists	1 in 90 miles and 90 m...	291,118	100.0	0	0.0	616	616	175	7.3	9.0	10.0
		Primary Care Dentist	1 in 90 miles and 90 m...	291,118	100.0	0	0.0	750	750	198	7.2	8.7	9.8
		Endodontists	1 in 30 miles and 30 m...	105,634	36.3	185,484	63.7	9	9	4	46.4	56.3	88.2
		Endodontists	1 in 60 miles and 60 m...	139,820	48.0	151,298	52.0	9	9	4	46.4	56.3	88.2
		Endodontists	1 in 90 miles and 90 m...	203,271	69.8	87,847	30.2	9	9	4	46.4	56.3	88.2
		Oral Surgeons	1 in 30 miles and 30 m...	147,175	50.6	143,943	49.4	74	74	16	31.0	37.3	38.4
		Oral Surgeons	1 in 60 miles and 60 m...	205,485	70.6	85,633	29.4	74	74	16	31.0	37.3	38.4
		Oral Surgeons	1 in 90 miles and 90 m...	280,681	96.4	10,437	3.6	74	74	16	31.0	37.3	38.4
		Orthodontists	1 in 30 miles and 30 m...	163,872	56.3	127,246	43.7	53	53	27	22.9	32.6	37.0
		Orthodontists	1 in 60 miles and 60 m...	262,533	90.2	28,585	9.8	53	53	27	22.9	32.6	37.0
		Orthodontists	1 in 90 miles and 90 m...	290,750	99.9	368	0.1	53	53	27	22.9	32.6	37.0
		Periodontists	1 in 30 miles and 30 m...	12,408	4.3	278,710	95.7	8	8	1	110.6	110.6	110.6
		Periodontists	1 in 60 miles and 60 m...	43,516	14.9	247,602	85.1	8	8	1	110.6	110.6	110.6
		Periodontists	1 in 90 miles and 90 m...	70,752	24.3	220,366	75.7	8	8	1	110.6	110.6	110.6
		Prosthodontists	1 in 30 miles and 30 m...	23,465	8.1	267,653	91.9	15	15	3	79.0	110.6	110.6
		Prosthodontists	1 in 60 miles and 60 m...	57,979	19.9	233,139	80.1	15	15	3	79.0	110.6	110.6
		Prosthodontists	1 in 90 miles and 90 m...	90,842	31.2	200,276	68.8	15	15	3	79.0	110.6	110.6

Key Geographic Areas											
County	DWP Member		Provider		With Access		Without Access		Average Distance		
	Group	#	Group	Standard	#	%	#	%	1	2	3
Polk, IA	DWP Members	51,215	General Dentists	1 in 30 miles and 30 mins	51,215	100.0	0	0.0	1.6	2.0	2.2
			General Dentists	1 in 60 miles and 60 mins	51,215	100.0	0	0.0	1.6	2.0	2.2
			General Dentists	1 in 90 miles and 90 mins	51,215	100.0	0	0.0	1.6	2.0	2.2
			Primary Care Dentist	1 in 90 miles and 90 mins	51,215	100.0	0	0.0	1.5	1.8	2.1
			Endodontists	1 in 30 miles and 30 mins	51,188	99.9	27	0.1	5.6	5.6	107.8
			Endodontists	1 in 60 miles and 60 mins	51,215	100.0	0	0.0	5.6	5.6	107.8
			Endodontists	1 in 90 miles and 90 mins	51,215	100.0	0	0.0	5.6	5.6	107.8
			Oral Surgeons	1 in 30 miles and 30 mins	51,129	99.8	86	0.2	10.7	10.7	10.7
			Oral Surgeons	1 in 60 miles and 60 mins	51,215	100.0	0	0.0	10.7	10.7	10.7
			Oral Surgeons	1 in 90 miles and 90 mins	51,215	100.0	0	0.0	10.7	10.7	10.7
			Orthodontists	1 in 30 miles and 30 mins	51,215	100.0	0	0.0	3.9	4.4	4.6
			Orthodontists	1 in 60 miles and 60 mins	51,215	100.0	0	0.0	3.9	4.4	4.6
			Orthodontists	1 in 90 miles and 90 mins	51,215	100.0	0	0.0	3.9	4.4	4.6
			Periodontists	1 in 30 miles and 30 mins	0	0.0	51,215	100.0	110.0	110.0	110.0
			Periodontists	1 in 60 miles and 60 mins	0	0.0	51,215	100.0	110.0	110.0	110.0
			Periodontists	1 in 90 miles and 90 mins	0	0.0	51,215	100.0	110.0	110.0	110.0