

AMERIGROUP Iowa, Inc.

Managed Care Accessibility Analysis

July 26, 2019

A report on the accessibility of the

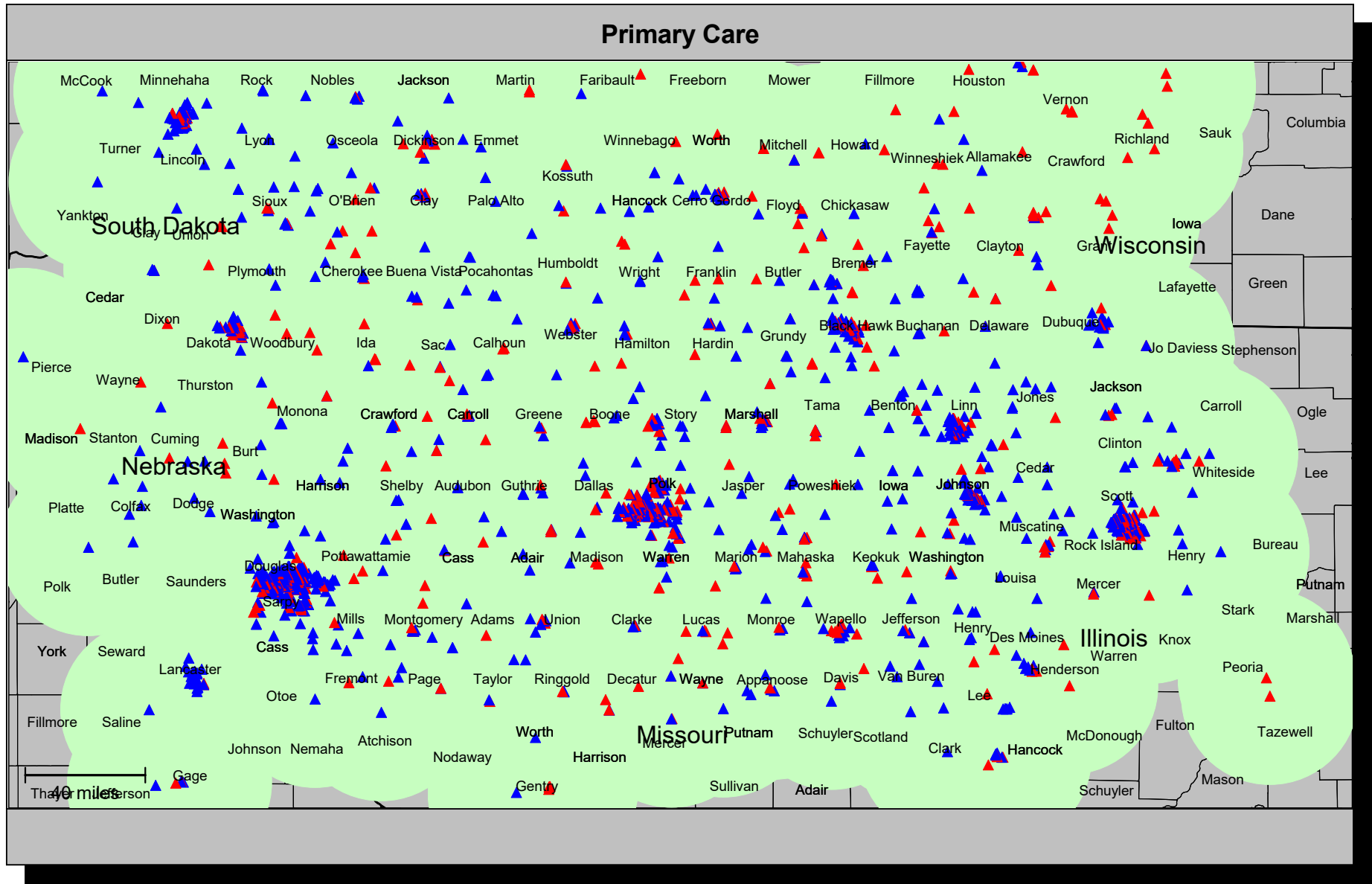
IA Provider Network - All Providers

for the Members of

AMERIGROUP Iowa, Inc.

Prepared By
Norman Tanui
Business Analyst I
Central Region Analytics

Provider locations



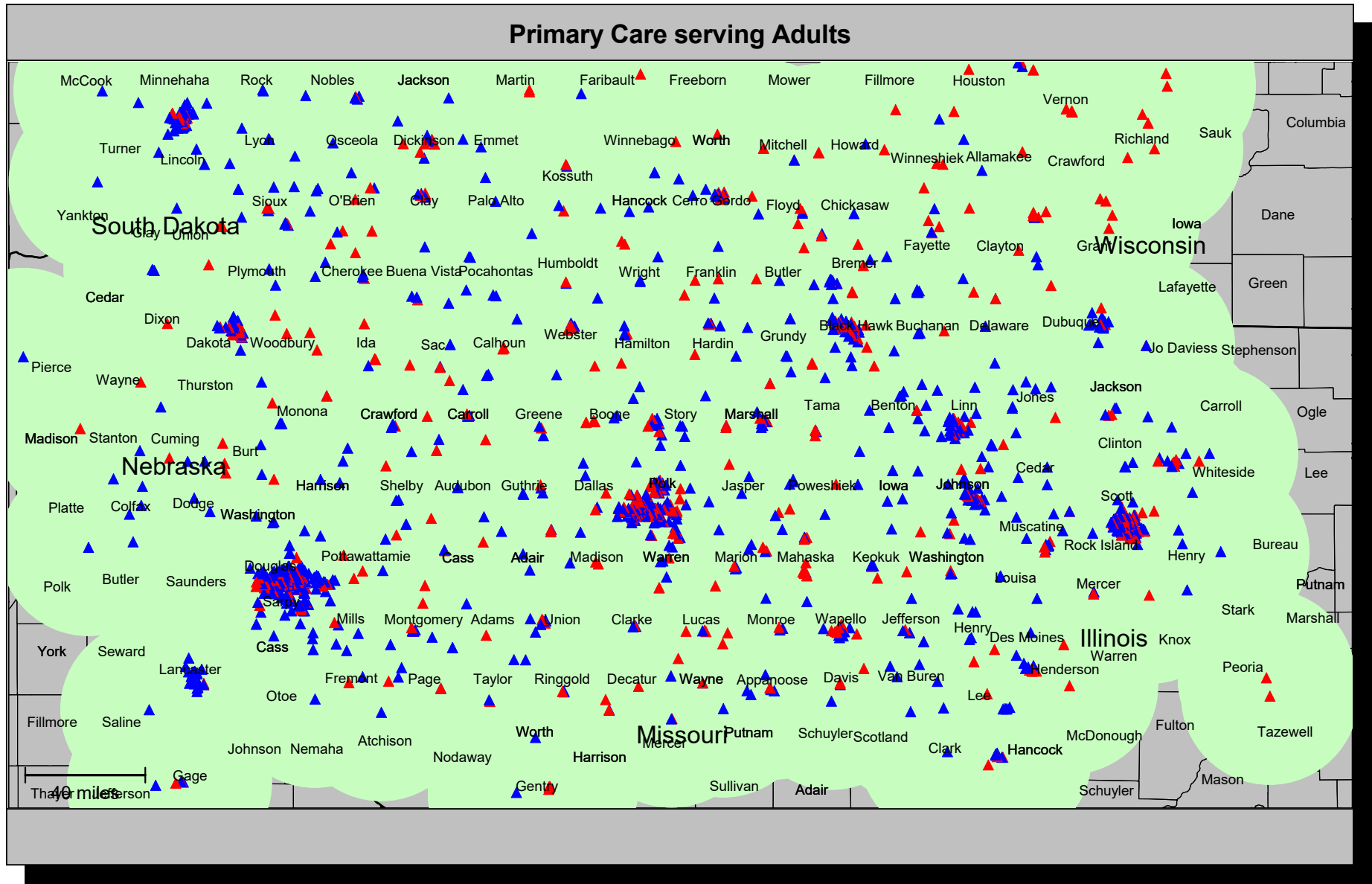
Accessibility summary

Accessibility analysis specifications	
Provider group:	Primary Care 13,140 Providers at 1,830 locations (based on 13,140 records)
Member group:	IA Mems 378,908 Members
Access standard:	1 provider within 30 miles
All Members:	378,908 (100.0%) 100.0% with access 0.0% without access

Average distance to a choice of Providers for all Members					
Number of Providers	1	2	3	4	5
Miles	1.6	2.0	2.3	2.5	2.7

Key geographic areas				
County	Total number of Members	All Members		
		Percent w	Percent wo	Average distance to 1 Provider
POLK	62,497	100.0	0.0	0.7
LINN	26,274	100.0	0.0	0.9
SCOTT	24,704	100.0	0.0	0.8
WOODBURY	16,660	100.0	0.0	0.8
BLACK HAWK	16,414	100.0	0.0	0.6
POTTAWATTAMIE	14,956	100.0	0.0	1.0
JOHNSON	11,560	100.0	0.0	0.8
DUBUQUE	11,002	100.0	0.0	1.4
CLINTON	7,307	100.0	0.0	1.8
DES MOINES	6,339	100.0	0.0	1.3

Provider locations



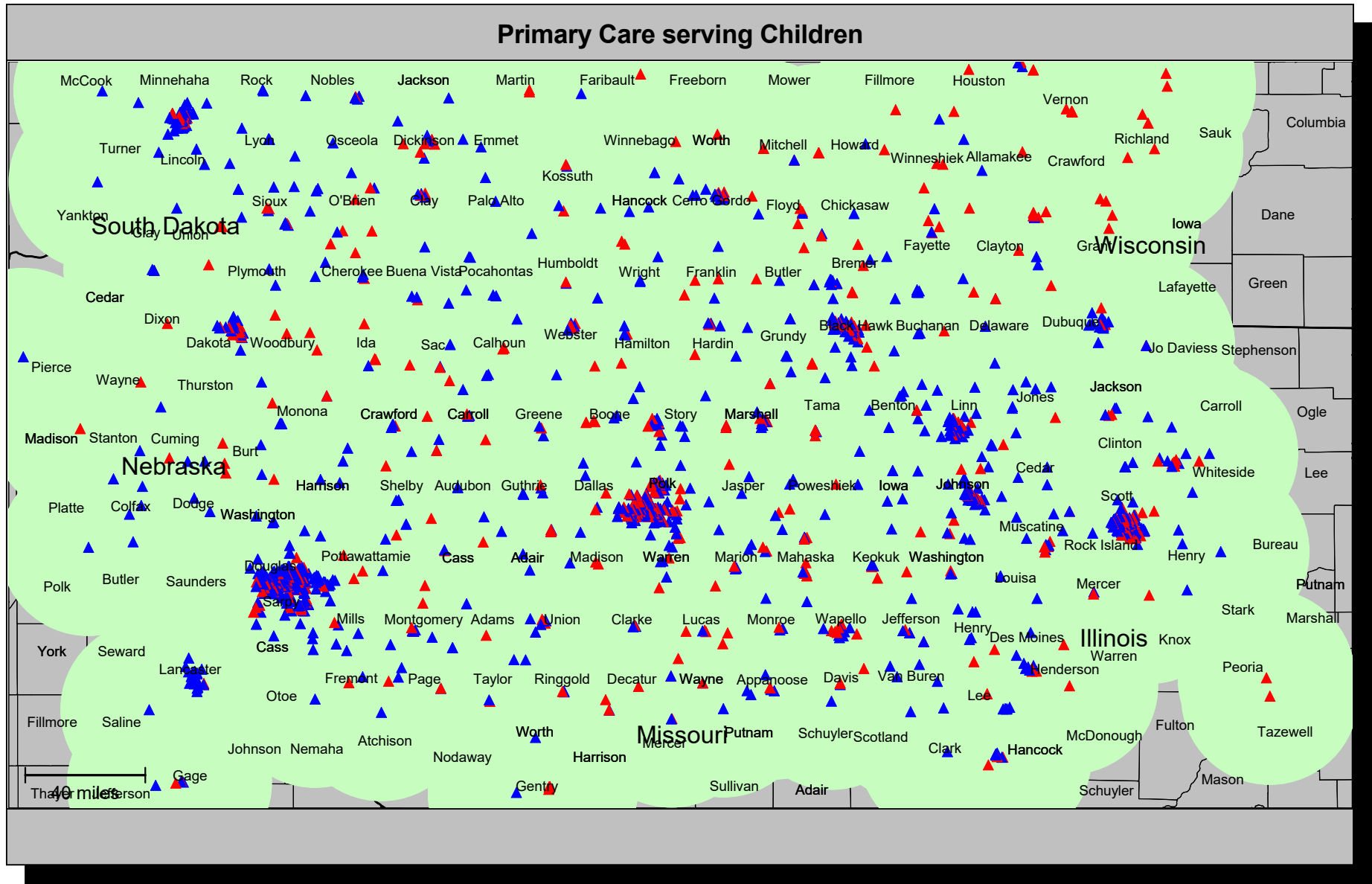
Accessibility summary

Accessibility analysis specifications	
Provider group:	Primary Care serving Adults 11,951 Providers at 1,749 locations (based on 11,951 records)
Member group:	IA Mems 378,908 Members
Access standard:	1 provider within 30 miles
All Members:	378,908 (100.0%) 100.0% with access 0.0% without access

Average distance to a choice of Providers for all Members					
Number of Providers	1	2	3	4	5
Miles	1.6	2.0	2.3	2.6	2.7

Key geographic areas				
County	Total number of Members	All Members		
		Percent w	Percent wo	Average distance to 1 Provider
POLK	62,497	100.0	0.0	0.7
LINN	26,274	100.0	0.0	0.9
SCOTT	24,704	100.0	0.0	0.8
WOODBURY	16,660	100.0	0.0	0.8
BLACK HAWK	16,414	100.0	0.0	0.6
POTTAWATTAMIE	14,956	100.0	0.0	1.0
JOHNSON	11,560	100.0	0.0	0.8
DUBUQUE	11,002	100.0	0.0	1.4
CLINTON	7,307	100.0	0.0	1.8
DES MOINES	6,339	100.0	0.0	1.3

Provider locations



- ▲ Single Provider locations
- ▲ Multiple Provider locations

□ 30 mile radius


Accessibility summary

Accessibility analysis specifications	
Provider group:	Primary Care serving Children 13,108 Providers at 1,819 locations (based on 13,108 records)
Member group:	IA Children Members 187,190 Members
Access standard:	1 provider within 30 miles
All Members:	187,190 (100.0%) 100.0% with access 0.0% without access

Average distance to a choice of Providers for all Members					
Number of Providers	1	2	3	4	5
Miles	1.7	2.1	2.4	2.6	2.8

Key geographic areas				
County	Total number of Members	All Members		
		Percent w	Percent wo	Average distance to 1 Provider
POLK	31,191	100.0	0.0	0.7
LINN	12,324	100.0	0.0	1.0
SCOTT	11,345	100.0	0.0	0.9
WOODBURY	9,171	100.0	0.0	0.8
BLACK HAWK	7,836	100.0	0.0	0.6
POTTAWATTAMIE	7,428	100.0	0.0	1.0
JOHNSON	5,583	100.0	0.0	0.8
DUBUQUE	5,033	100.0	0.0	1.5
CLINTON	3,242	100.0	0.0	1.8
MARSHALL	3,098	100.0	0.0	1.3

Provider locations



Accessibility summary

Accessibility analysis specifications	
Provider group:	Allergy 153 Providers at 78 locations (based on 153 records)
Member group:	IA Mems 378,908 Members
Access standard:	1provider within 60 miles
All Members:	378,908 (100.0%) 99.2% with access 0.8% without access

Average distance to a choice of Providers for all Members					
Number of Providers	1	2	3	4	5
Miles	15.4	24.6	33.9	37.0	40.0

Key geographic areas				
County	Total number of Members	All Members		
		Percent w	wo	Average distance to 1 Provider
POLK	62,497	100.0	0.0	3.9
LINN	26,274	100.0	0.0	4.6
SCOTT	24,704	100.0	0.0	4.4
WOODBURY	16,660	100.0	0.0	5.6
BLACK HAWK	16,414	100.0	0.0	2.8
POTTAWATTAMIE	14,956	100.0	0.0	3.8
JOHNSON	11,560	100.0	0.0	2.7
DUBUQUE	11,002	100.0	0.0	2.4
CLINTON	7,307	100.0	0.0	24.3
DES MOINES	6,339	100.0	0.0	42.2

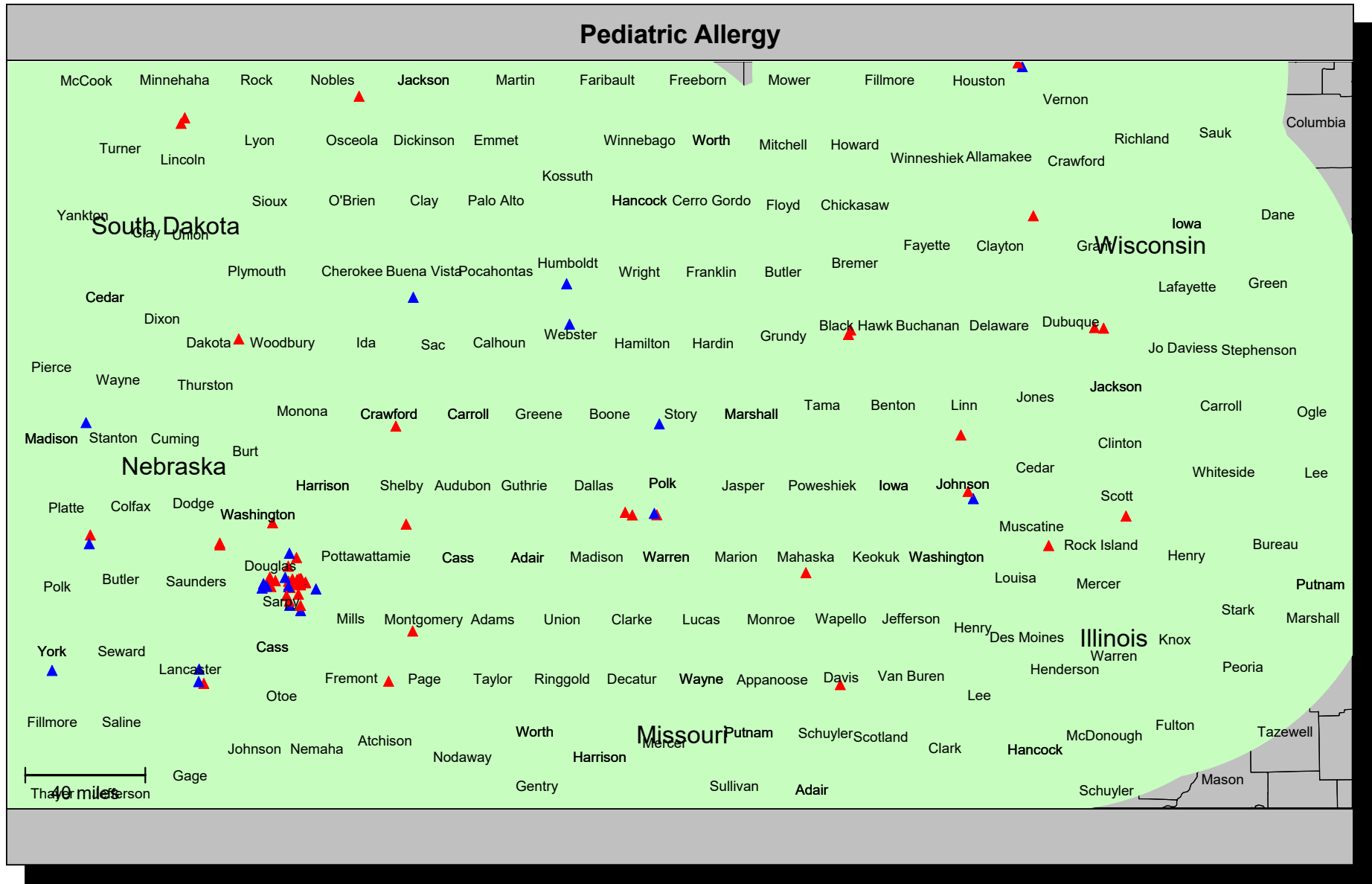
Accessibility summary

Accessibility analysis specifications	
Provider group:	Allergy 153 Providers at 78 locations (based on 153 records)
Member group:	IA Mems 378,908 Members
Access standard:	1 provider within 90 miles
All Members:	378,908 (100.0%) 100.0% with access 0.0% without access

Average distance to a choice of Providers for all Members					
Number of Providers	1	2	3	4	5
Miles	15.4	24.6	33.9	37.0	40.0

Key geographic areas				
County	Total number of Members	All Members		
		Percent w	wo	Average distance to 1 Provider
POLK	62,497	100.0	0.0	3.9
LINN	26,274	100.0	0.0	4.6
SCOTT	24,704	100.0	0.0	4.4
WOODBURY	16,660	100.0	0.0	5.6
BLACK HAWK	16,414	100.0	0.0	2.8
POTTAWATTAMIE	14,956	100.0	0.0	3.8
JOHNSON	11,560	100.0	0.0	2.7
DUBUQUE	11,002	100.0	0.0	2.4
CLINTON	7,307	100.0	0.0	24.3
DES MOINES	6,339	100.0	0.0	42.2

Provider locations



Accessibility summary

Accessibility analysis specifications	
Provider group:	Pediatric Allergy 175 Providers at 90 locations (based on 175 records)
Member group:	IA Children Members 187,190 Members
Access standard:	1provider within 60 miles
All Members:	187,190 (100.0%) 99.2% with access 0.8% without access

Average distance to a choice of Providers for all Members					
Number of Providers	1	2	3	4	5
Miles	15.4	24.5	33.7	36.8	39.8

Key geographic areas				
County	Total number of Members	All Members		
		Percent w	wo	Average distance to 1 Provider
POLK	31,191	100.0	0.0	4.1
LINN	12,324	100.0	0.0	4.7
SCOTT	11,345	100.0	0.0	4.4
WOODBURY	9,171	100.0	0.0	5.7
BLACK HAWK	7,836	100.0	0.0	2.7
POTTAWATTAMIE	7,428	100.0	0.0	3.9
JOHNSON	5,583	100.0	0.0	2.9
DUBUQUE	5,033	100.0	0.0	2.6
CLINTON	3,242	100.0	0.0	24.3
MARSHALL	3,098	100.0	0.0	34.7


Accessibility summary

Accessibility analysis specifications	
Provider group:	Pediatric Allergy 175 Providers at 90 locations (based on 175 records)
Member group:	IA Children Members 187,190 Members
Access standard:	1 provider within 90 miles
All Members:	187,190 (100.0%) 100.0% with access 0.0% without access

Average distance to a choice of Providers for all Members					
Number of Providers	1	2	3	4	5
Miles	15.4	24.5	33.7	36.8	39.8

Key geographic areas				
County	Total number of Members	All Members		
		Percent w	Percent wo	Average distance to 1 Provider
POLK	31,191	100.0	0.0	4.1
LINN	12,324	100.0	0.0	4.7
SCOTT	11,345	100.0	0.0	4.4
WOODBURY	9,171	100.0	0.0	5.7
BLACK HAWK	7,836	100.0	0.0	2.7
POTTAWATTAMIE	7,428	100.0	0.0	3.9
JOHNSON	5,583	100.0	0.0	2.9
DUBUQUE	5,033	100.0	0.0	2.6
CLINTON	3,242	100.0	0.0	24.3
MARSHALL	3,098	100.0	0.0	34.7

Provider locations



Accessibility summary

Accessibility analysis specifications	
Provider group:	Cardiology 1,558 Providers at 234 locations (based on 1,558 records)
Member group:	IA Mems 378,908 Members
Access standard:	1provider within 60 miles
All Members:	378,908 (100.0%) 100.0% with access 0.0% without access

Average distance to a choice of Providers for all Members					
Number of Providers	1	2	3	4	5
Miles	6.7	7.7	8.6	9.2	10.1

Key geographic areas				
County	Total number of Members	All Members		
		Percent w	wo	Average distance to 1 Provider
POLK	62,497	100.0	0.0	1.8
LINN	26,274	100.0	0.0	2.4
SCOTT	24,704	100.0	0.0	2.0
WOODBURY	16,660	100.0	0.0	2.4
BLACK HAWK	16,414	100.0	0.0	2.0
POTTAWATTAMIE	14,956	100.0	0.0	2.5
JOHNSON	11,560	100.0	0.0	2.5
DUBUQUE	11,002	100.0	0.0	2.1
CLINTON	7,307	100.0	0.0	5.9
DES MOINES	6,339	100.0	0.0	3.6

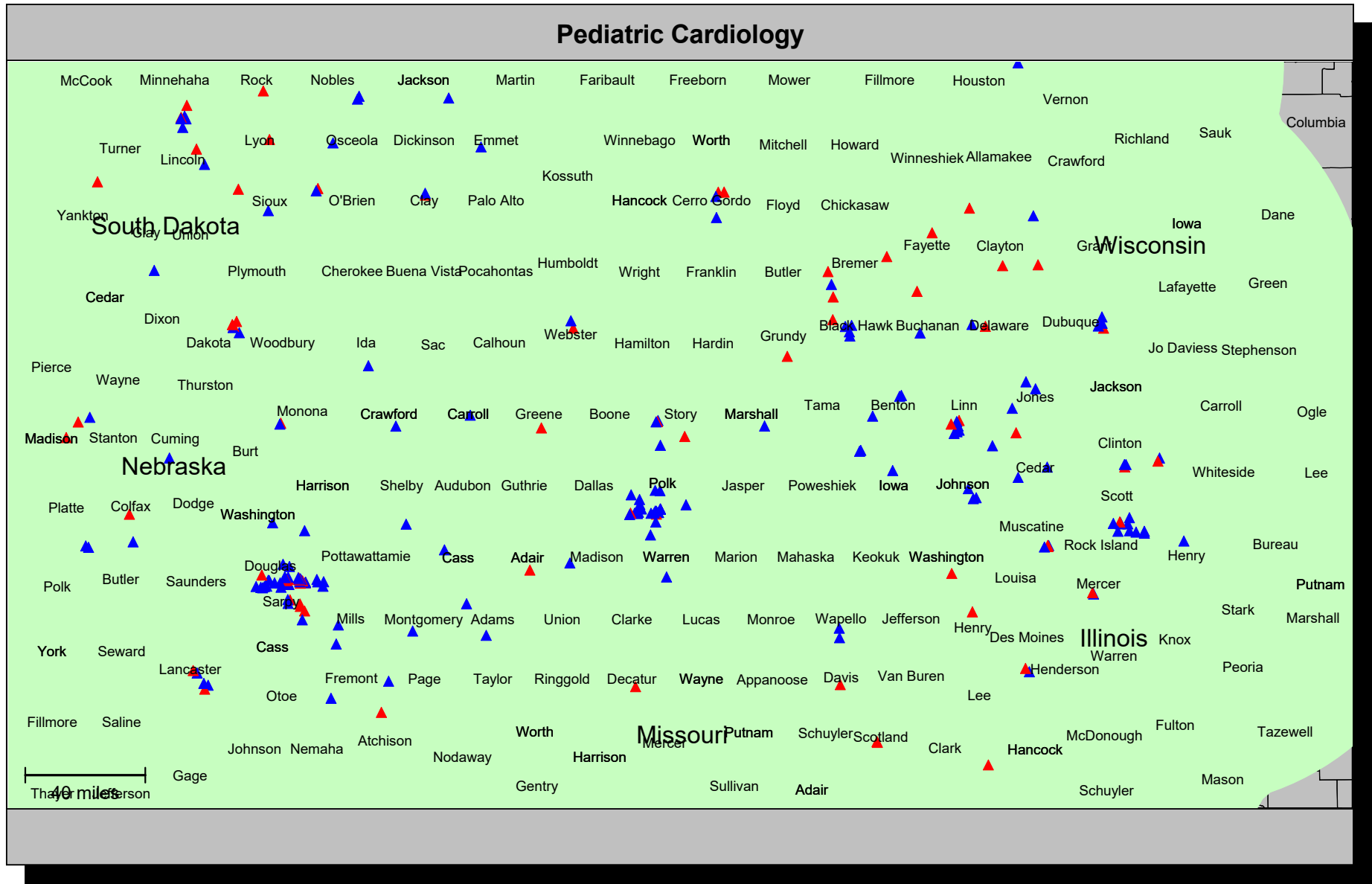
Accessibility summary

Accessibility analysis specifications	
Provider group:	Cardiology 1,558 Providers at 234 locations (based on 1,558 records)
Member group:	IA Mems 378,908 Members
Access standard:	1 provider within 90 miles
All Members:	378,908 (100.0%) 100.0% with access 0.0% without access

Average distance to a choice of Providers for all Members					
Number of Providers	1	2	3	4	5
Miles	6.7	7.7	8.6	9.2	10.1

Key geographic areas				
County	Total number of Members	All Members		
		Percent w	Percent wo	Average distance to 1 Provider
POLK	62,497	100.0	0.0	1.8
LINN	26,274	100.0	0.0	2.4
SCOTT	24,704	100.0	0.0	2.0
WOODBURY	16,660	100.0	0.0	2.4
BLACK HAWK	16,414	100.0	0.0	2.0
POTTAWATTAMIE	14,956	100.0	0.0	2.5
JOHNSON	11,560	100.0	0.0	2.5
DUBUQUE	11,002	100.0	0.0	2.1
CLINTON	7,307	100.0	0.0	5.9
DES MOINES	6,339	100.0	0.0	3.6

Provider locations



- ▲ Single Provider locations
- ▲ Multiple Provider locations

□ 90 mile radius

Accessibility summary

Accessibility analysis specifications	
Provider group:	Pediatric Cardiology 1,855 Providers at 265 locations (based on 1,855 records)
Member group:	IA Children Members 187,190 Members
Access standard:	1provider within 60 miles
All Members:	187,190 (100.0%) 100.0% with access 0.0% without access

Average distance to a choice of Providers for all Members					
Number of Providers	1	2	3	4	5
Miles	6.9	8.0	8.9	9.6	10.3

Key geographic areas				
County	Total number of Members	All Members		
		Percent w	wo	Average distance to 1 Provider
POLK	31,191	100.0	0.0	1.8
LINN	12,324	100.0	0.0	2.4
SCOTT	11,345	100.0	0.0	2.1
WOODBURY	9,171	100.0	0.0	2.3
BLACK HAWK	7,836	100.0	0.0	1.8
POTTAWATTAMIE	7,428	100.0	0.0	2.6
JOHNSON	5,583	100.0	0.0	2.7
DUBUQUE	5,033	100.0	0.0	2.3
CLINTON	3,242	100.0	0.0	5.9
MARSHALL	3,098	100.0	0.0	3.5

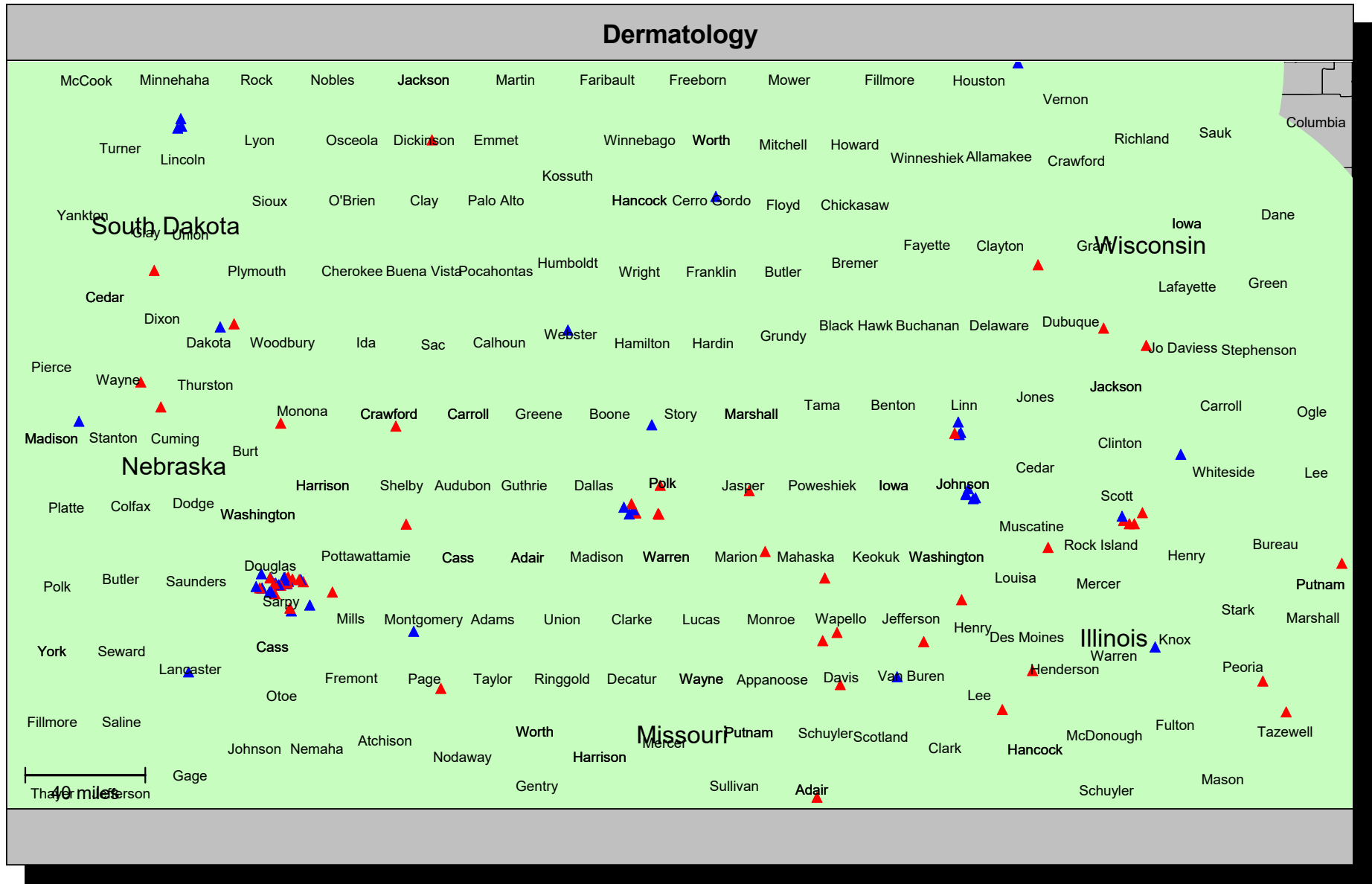
Accessibility summary

Accessibility analysis specifications	
Provider group:	Pediatric Cardiology 1,855 Providers at 265 locations (based on 1,855 records)
Member group:	IA Children Members 187,190 Members
Access standard:	1 provider within 90 miles
All Members:	187,190 (100.0%) 100.0% with access 0.0% without access

Average distance to a choice of Providers for all Members					
Number of Providers	1	2	3	4	5
Miles	6.9	8.0	8.9	9.6	10.3

Key geographic areas				
County	Total number of Members	All Members		
		Percent w	wo	Average distance to 1 Provider
POLK	31,191	100.0	0.0	1.8
LINN	12,324	100.0	0.0	2.4
SCOTT	11,345	100.0	0.0	2.1
WOODBURY	9,171	100.0	0.0	2.3
BLACK HAWK	7,836	100.0	0.0	1.8
POTTAWATTAMIE	7,428	100.0	0.0	2.6
JOHNSON	5,583	100.0	0.0	2.7
DUBUQUE	5,033	100.0	0.0	2.3
CLINTON	3,242	100.0	0.0	5.9
MARSHALL	3,098	100.0	0.0	3.5

Provider locations



Accessibility summary

Accessibility analysis specifications	
Provider group:	Dermatology 220 Providers at 99 locations (based on 220 records)
Member group:	IA Mems 378,908 Members
Access standard:	1provider within 60 miles
All Members:	378,908 (100.0%) 100.0% with access 0.0% without access

Average distance to a choice of Providers for all Members					
Number of Providers	1	2	3	4	5
Miles	13.0	17.7	20.9	24.7	28.1

Key geographic areas				
County	Total number of Members	All Members		
		Percent w	wo	Average distance to 1 Provider
POLK	62,497	100.0	0.0	3.1
LINN	26,274	100.0	0.0	2.9
SCOTT	24,704	100.0	0.0	2.9
WOODBURY	16,660	100.0	0.0	3.8
BLACK HAWK	16,414	100.0	0.0	48.1
POTTAWATTAMIE	14,956	100.0	0.0	4.9
JOHNSON	11,560	100.0	0.0	2.4
DUBUQUE	11,002	100.0	0.0	2.9
CLINTON	7,307	100.0	0.0	6.5
DES MOINES	6,339	100.0	0.0	3.1

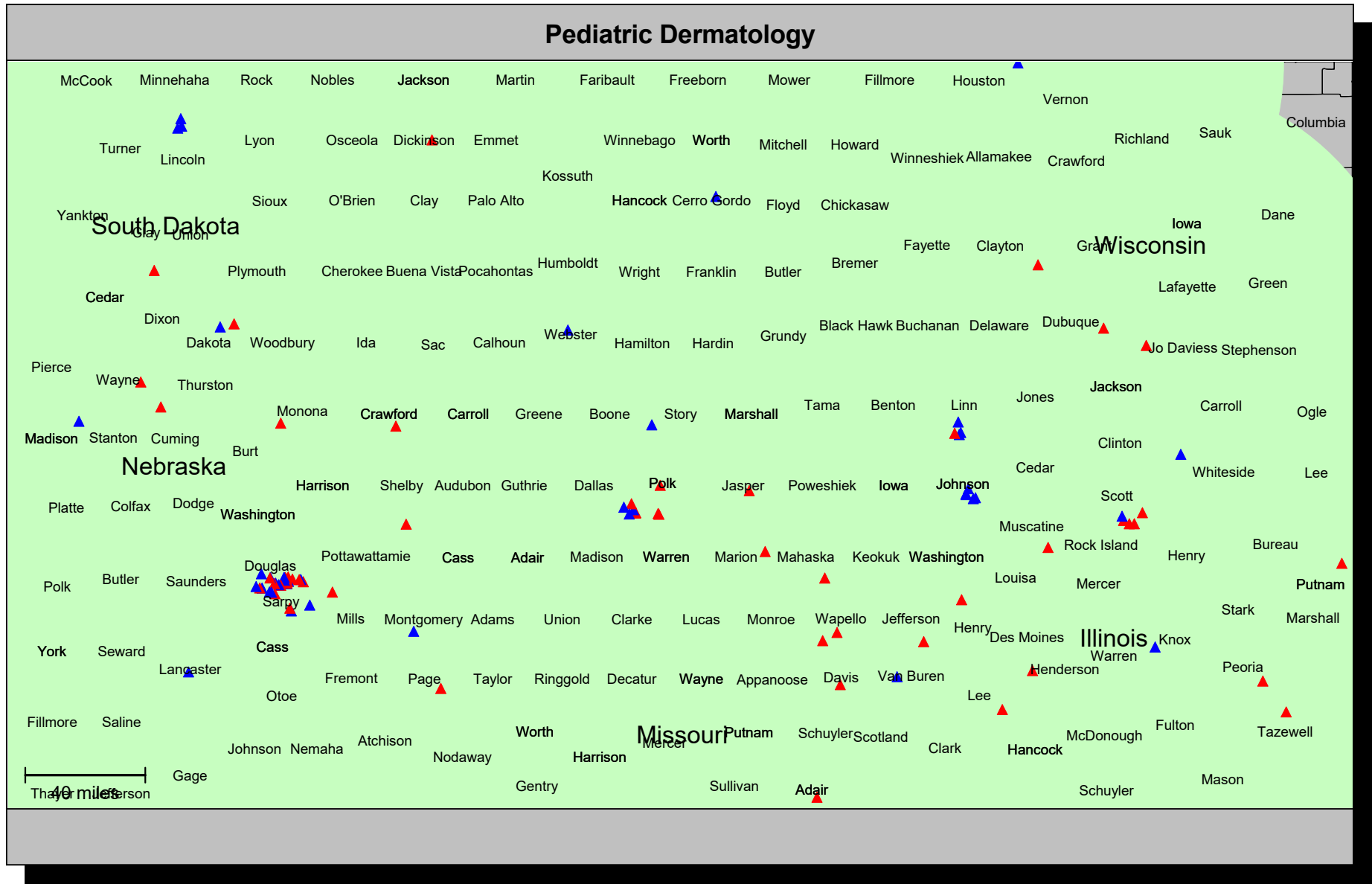
Accessibility summary

Accessibility analysis specifications	
Provider group:	Dermatology 220 Providers at 99 locations (based on 220 records)
Member group:	IA Mems 378,908 Members
Access standard:	1 provider within 90 miles
All Members:	378,908 (100.0%) 100.0% with access 0.0% without access

Average distance to a choice of Providers for all Members					
Number of Providers	1	2	3	4	5
Miles	13.0	17.7	20.9	24.7	28.1

Key geographic areas				
County	Total number of Members	All Members		
		Percent w	Percent wo	Average distance to 1 Provider
POLK	62,497	100.0	0.0	3.1
LINN	26,274	100.0	0.0	2.9
SCOTT	24,704	100.0	0.0	2.9
WOODBURY	16,660	100.0	0.0	3.8
BLACK HAWK	16,414	100.0	0.0	48.1
POTTAWATTAMIE	14,956	100.0	0.0	4.9
JOHNSON	11,560	100.0	0.0	2.4
DUBUQUE	11,002	100.0	0.0	2.9
CLINTON	7,307	100.0	0.0	6.5
DES MOINES	6,339	100.0	0.0	3.1

Provider locations



- ▲ Single Provider locations
- ▲ Multiple Provider locations

□ 90 mile radius

Accessibility summary

Accessibility analysis specifications	
Provider group:	Pediatric Dermatology 220 Providers at 99 locations (based on 220 records)
Member group:	IA Children Members 187,190 Members
Access standard:	1provider within 60 miles
All Members:	187,190 (100.0%) 100.0% with access 0.0% without access

Average distance to a choice of Providers for all Members					
Number of Providers	1	2	3	4	5
Miles	13.5	18.1	21.3	25.1	28.5

Key geographic areas				
County	Total number of Members	All Members		
		Percent w	wo	Average distance to 1 Provider
POLK	31,191	100.0	0.0	3.1
LINN	12,324	100.0	0.0	2.9
SCOTT	11,345	100.0	0.0	3.0
WOODBURY	9,171	100.0	0.0	3.8
BLACK HAWK	7,836	100.0	0.0	48.0
POTTAWATTAMIE	7,428	100.0	0.0	5.0
JOHNSON	5,583	100.0	0.0	2.5
DUBUQUE	5,033	100.0	0.0	3.2
CLINTON	3,242	100.0	0.0	6.7
MARSHALL	3,098	100.0	0.0	23.8

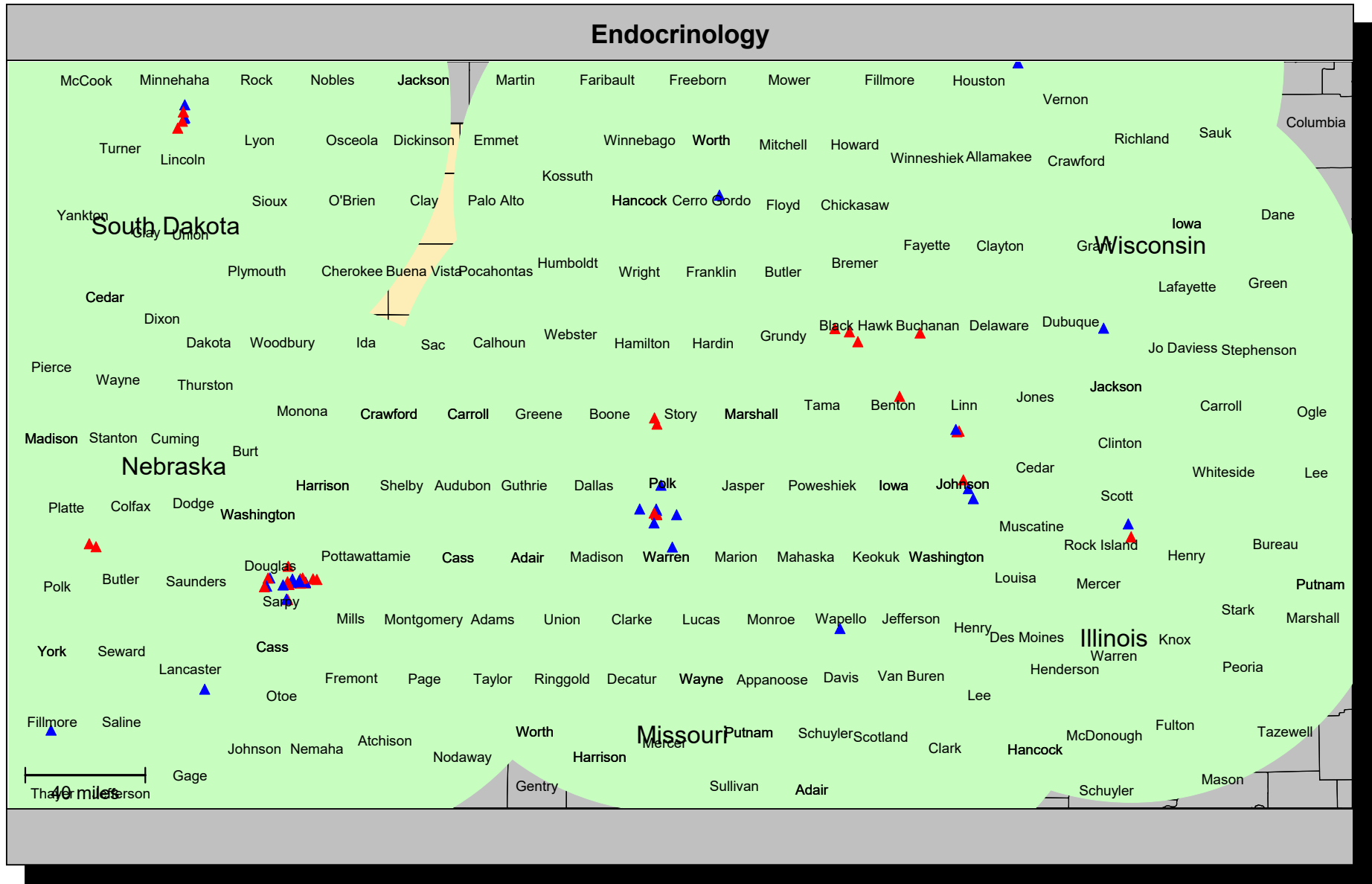
Accessibility summary

Accessibility analysis specifications	
Provider group:	Pediatric Dermatology 220 Providers at 99 locations (based on 220 records)
Member group:	IA Children Members 187,190 Members
Access standard:	1 provider within 90 miles
All Members:	187,190 (100.0%) 100.0% with access 0.0% without access

Average distance to a choice of Providers for all Members					
Number of Providers	1	2	3	4	5
Miles	13.5	18.1	21.3	25.1	28.5

Key geographic areas				
County	Total number of Members	All Members		
		Percent w	Percent wo	Average distance to 1 Provider
POLK	31,191	100.0	0.0	3.1
LINN	12,324	100.0	0.0	2.9
SCOTT	11,345	100.0	0.0	3.0
WOODBURY	9,171	100.0	0.0	3.8
BLACK HAWK	7,836	100.0	0.0	48.0
POTTAWATTAMIE	7,428	100.0	0.0	5.0
JOHNSON	5,583	100.0	0.0	2.5
DUBUQUE	5,033	100.0	0.0	3.2
CLINTON	3,242	100.0	0.0	6.7
MARSHALL	3,098	100.0	0.0	23.8

Provider locations



Accessibility summary

Accessibility analysis specifications	
Provider group:	Endocrinology 153 Providers at 67 locations (based on 153 records)
Member group:	IA Mems 378,908 Members
Access standard:	1provider within 60 miles
All Members:	378,908 (100.0%) 89.4% with access 10.6% without access

Average distance to a choice of Providers for all Members					
Number of Providers	1	2	3	4	5
Miles	22.0	22.9	28.3	35.0	36.9

Key geographic areas				
County	Total number of Members	All Members		
		Percent w	wo	Average distance to 1 Provider
POLK	62,497	100.0	0.0	2.4
LINN	26,274	100.0	0.0	3.5
SCOTT	24,704	100.0	0.0	4.5
WOODBURY	16,660	0.0	100.0	70.4
BLACK HAWK	16,414	100.0	0.0	2.3
POTTAWATTAMIE	14,956	100.0	0.0	3.5
JOHNSON	11,560	100.0	0.0	2.3
DUBUQUE	11,002	100.0	0.0	3.0
CLINTON	7,307	100.0	0.0	26.1
DES MOINES	6,339	99.2	0.8	55.7

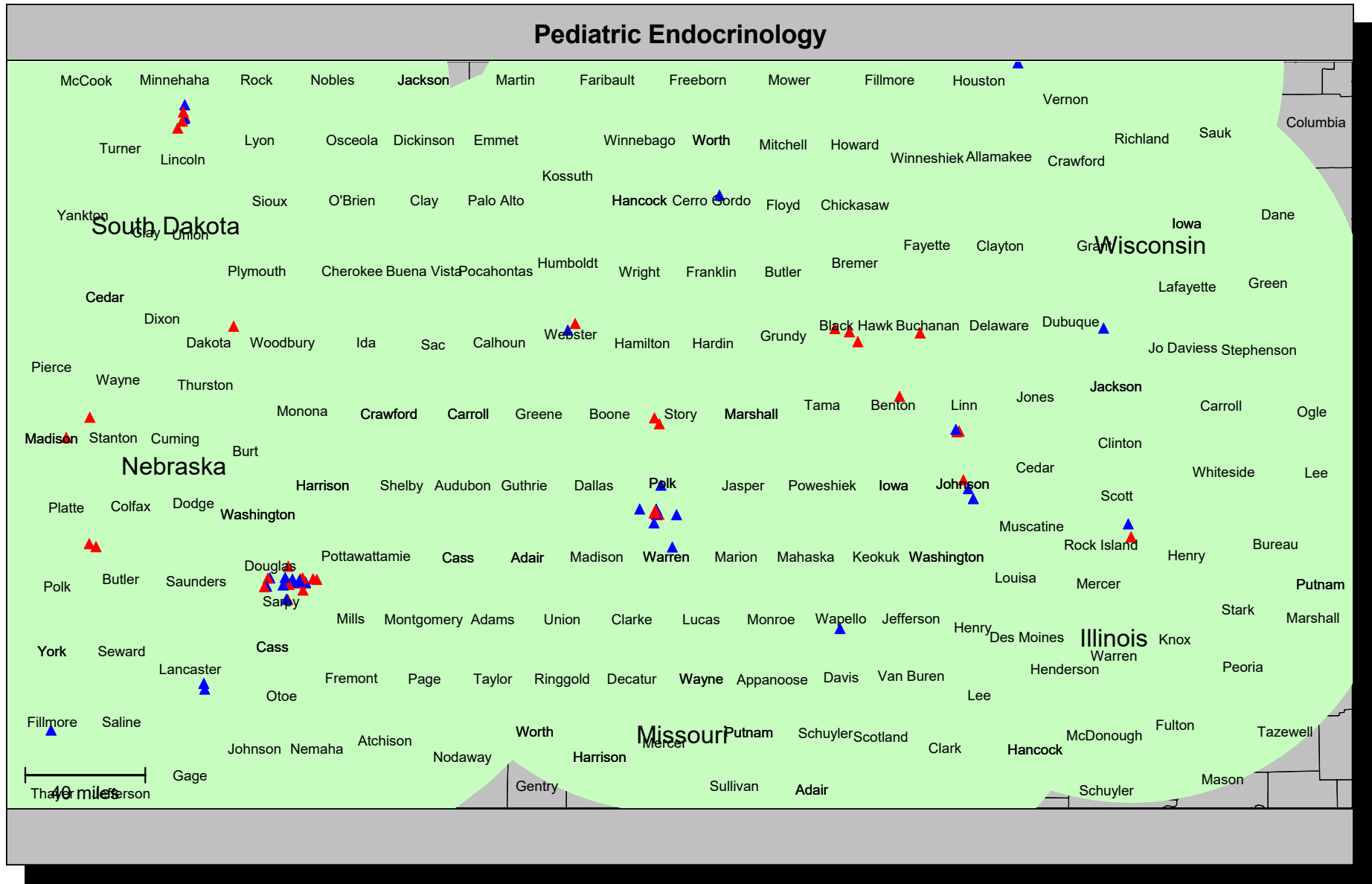
Accessibility summary

Accessibility analysis specifications	
Provider group:	Endocrinology 153 Providers at 67 locations (based on 153 records)
Member group:	IA Mems 378,908 Members
Access standard:	1 provider within 90 miles
All Members:	378,908 (100.0%) 99.8% with access 0.2% without access

Average distance to a choice of Providers for all Members					
Number of Providers	1	2	3	4	5
Miles	22.0	22.9	28.3	35.0	36.9

Key geographic areas				
County	Total number of Members	All Members		
		Percent w	wo	Average distance to 1 Provider
POLK	62,497	100.0	0.0	2.4
LINN	26,274	100.0	0.0	3.5
SCOTT	24,704	100.0	0.0	4.5
WOODBURY	16,660	100.0	0.0	70.4
BLACK HAWK	16,414	100.0	0.0	2.3
POTTAWATTAMIE	14,956	100.0	0.0	3.5
JOHNSON	11,560	100.0	0.0	2.3
DUBUQUE	11,002	100.0	0.0	3.0
CLINTON	7,307	100.0	0.0	26.1
DES MOINES	6,339	100.0	0.0	55.7

Provider locations



- ▲ Single Provider locations
- ▲ Multiple Provider locations

90 mile radius

Accessibility summary

Accessibility analysis specifications	
Provider group:	Pediatric Endocrinology 192 Providers at 86 locations (based on 192 records)
Member group:	IA Children Members 187,190 Members
Access standard:	1provider within 60 miles
All Members:	187,190 (100.0%) 97.1% with access 2.9% without access

Average distance to a choice of Providers for all Members					
Number of Providers	1	2	3	4	5
Miles	17.2	21.1	27.5	32.4	35.3

Key geographic areas				
County	Total number of Members	All Members		
		Percent w	wo	Average distance to 1 Provider
POLK	31,191	100.0	0.0	2.4
LINN	12,324	100.0	0.0	3.6
SCOTT	11,345	100.0	0.0	4.6
WOODBURY	9,171	100.0	0.0	3.9
BLACK HAWK	7,836	100.0	0.0	2.3
POTTAWATTAMIE	7,428	100.0	0.0	3.7
JOHNSON	5,583	100.0	0.0	2.4
DUBUQUE	5,033	100.0	0.0	3.2
CLINTON	3,242	100.0	0.0	26.1
MARSHALL	3,098	100.0	0.0	34.7

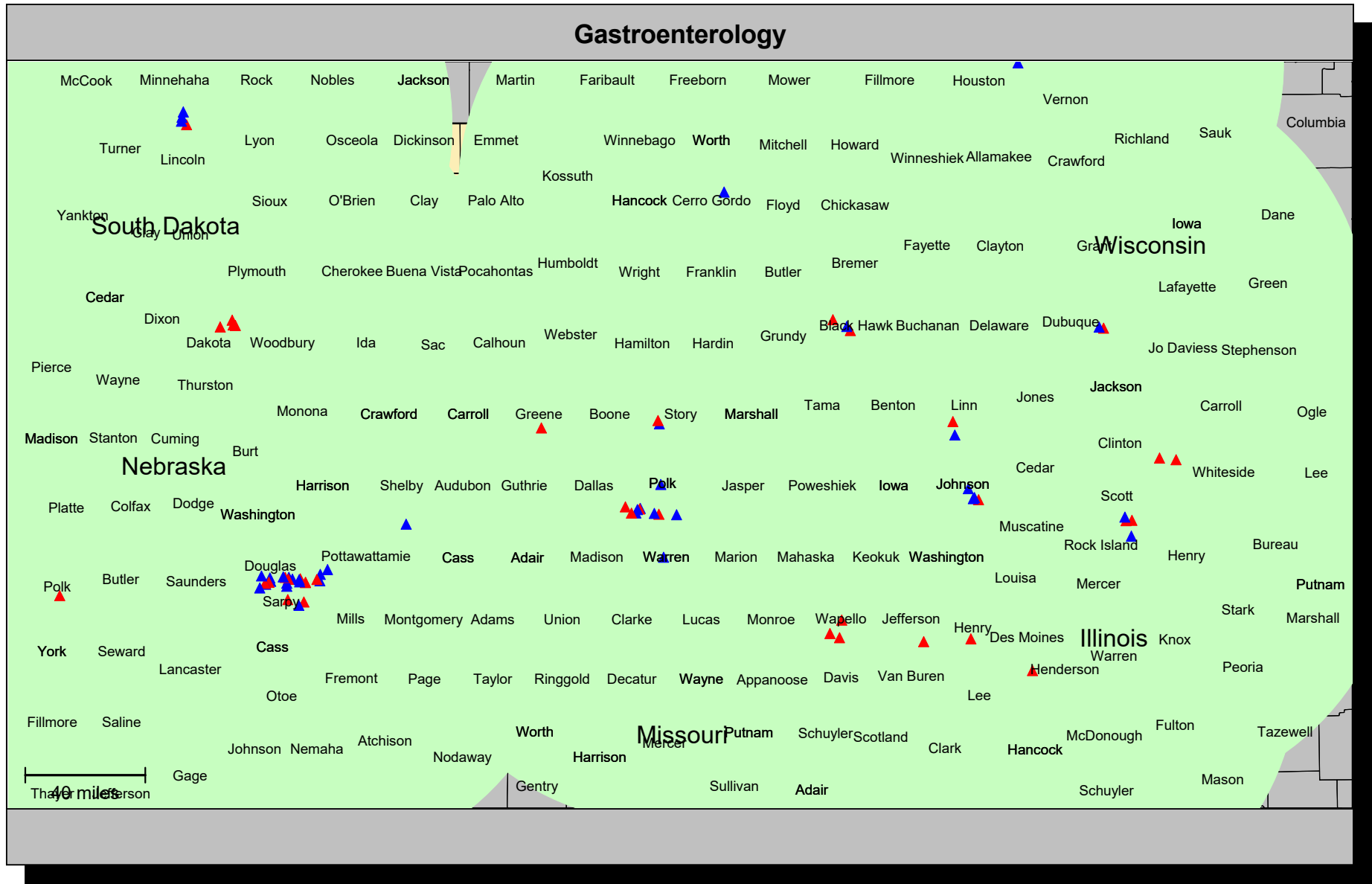
Accessibility summary

Accessibility analysis specifications	
Provider group:	Pediatric Endocrinology 192 Providers at 86 locations (based on 192 records)
Member group:	IA Children Members 187,190 Members
Access standard:	1 provider within 90 miles
All Members:	187,190 (100.0%) 100.0% with access 0.0% without access

Average distance to a choice of Providers for all Members					
Number of Providers	1	2	3	4	5
Miles	17.2	21.1	27.5	32.4	35.3

Key geographic areas				
County	Total number of Members	All Members		
		Percent w	wo	Average distance to 1 Provider
POLK	31,191	100.0	0.0	2.4
LINN	12,324	100.0	0.0	3.6
SCOTT	11,345	100.0	0.0	4.6
WOODBURY	9,171	100.0	0.0	3.9
BLACK HAWK	7,836	100.0	0.0	2.3
POTTAWATTAMIE	7,428	100.0	0.0	3.7
JOHNSON	5,583	100.0	0.0	2.4
DUBUQUE	5,033	100.0	0.0	3.2
CLINTON	3,242	100.0	0.0	26.1
MARSHALL	3,098	100.0	0.0	34.7

Provider locations



Accessibility summary

Accessibility analysis specifications	
Provider group:	Gastroenterology 381 Providers at 77 locations (based on 381 records)
Member group:	IA Mems 378,908 Members
Access standard:	1provider within 60 miles
All Members:	378,908 (100.0%) 97.6% with access 2.4% without access

Average distance to a choice of Providers for all Members					
Number of Providers	1	2	3	4	5
Miles	14.5	16.4	19.5	23.1	27.7

Key geographic areas				
County	Total number of Members	All Members		
		Percent w	wo	Average distance to 1 Provider
POLK	62,497	100.0	0.0	2.6
LINN	26,274	100.0	0.0	3.1
SCOTT	24,704	100.0	0.0	3.6
WOODBURY	16,660	100.0	0.0	3.6
BLACK HAWK	16,414	100.0	0.0	2.2
POTTAWATTAMIE	14,956	100.0	0.0	2.5
JOHNSON	11,560	100.0	0.0	2.3
DUBUQUE	11,002	100.0	0.0	2.5
CLINTON	7,307	100.0	0.0	4.6
DES MOINES	6,339	100.0	0.0	3.1


Accessibility summary

Accessibility analysis specifications	
Provider group:	Gastroenterology 381 Providers at 77 locations (based on 381 records)
Member group:	IA Mems 378,908 Members
Access standard:	1 provider within 90 miles
All Members:	378,908 (100.0%) 100.0% with access 0.0% without access

Average distance to a choice of Providers for all Members					
Number of Providers	1	2	3	4	5
Miles	14.5	16.4	19.5	23.1	27.7

Key geographic areas				
County	Total number of Members	All Members		
		Percent w	Percent wo	Average distance to 1 Provider
POLK	62,497	100.0	0.0	2.6
LINN	26,274	100.0	0.0	3.1
SCOTT	24,704	100.0	0.0	3.6
WOODBURY	16,660	100.0	0.0	3.6
BLACK HAWK	16,414	100.0	0.0	2.2
POTTAWATTAMIE	14,956	100.0	0.0	2.5
JOHNSON	11,560	100.0	0.0	2.3
DUBUQUE	11,002	100.0	0.0	2.5
CLINTON	7,307	100.0	0.0	4.6
DES MOINES	6,339	100.0	0.0	3.1

Provider locations



Accessibility summary

Accessibility analysis specifications	
Provider group:	Pediatric Gastroenterology 437 Providers at 94 locations (based on 437 records)
Member group:	IA Children Members 187,190 Members
Access standard:	1provider within 60 miles
All Members:	187,190 (100.0%) 99.1% with access 0.9% without access

Average distance to a choice of Providers for all Members					
Number of Providers	1	2	3	4	5
Miles	14.6	19.0	21.7	23.6	24.7

Key geographic areas				
County	Total number of Members	All Members		
		Percent w	wo	Average distance to 1 Provider
POLK	31,191	100.0	0.0	2.6
LINN	12,324	100.0	0.0	3.2
SCOTT	11,345	100.0	0.0	2.4
WOODBURY	9,171	100.0	0.0	2.9
BLACK HAWK	7,836	100.0	0.0	2.2
POTTAWATTAMIE	7,428	100.0	0.0	2.6
JOHNSON	5,583	100.0	0.0	2.5
DUBUQUE	5,033	100.0	0.0	3.3
CLINTON	3,242	100.0	0.0	4.7
MARSHALL	3,098	100.0	0.0	34.8

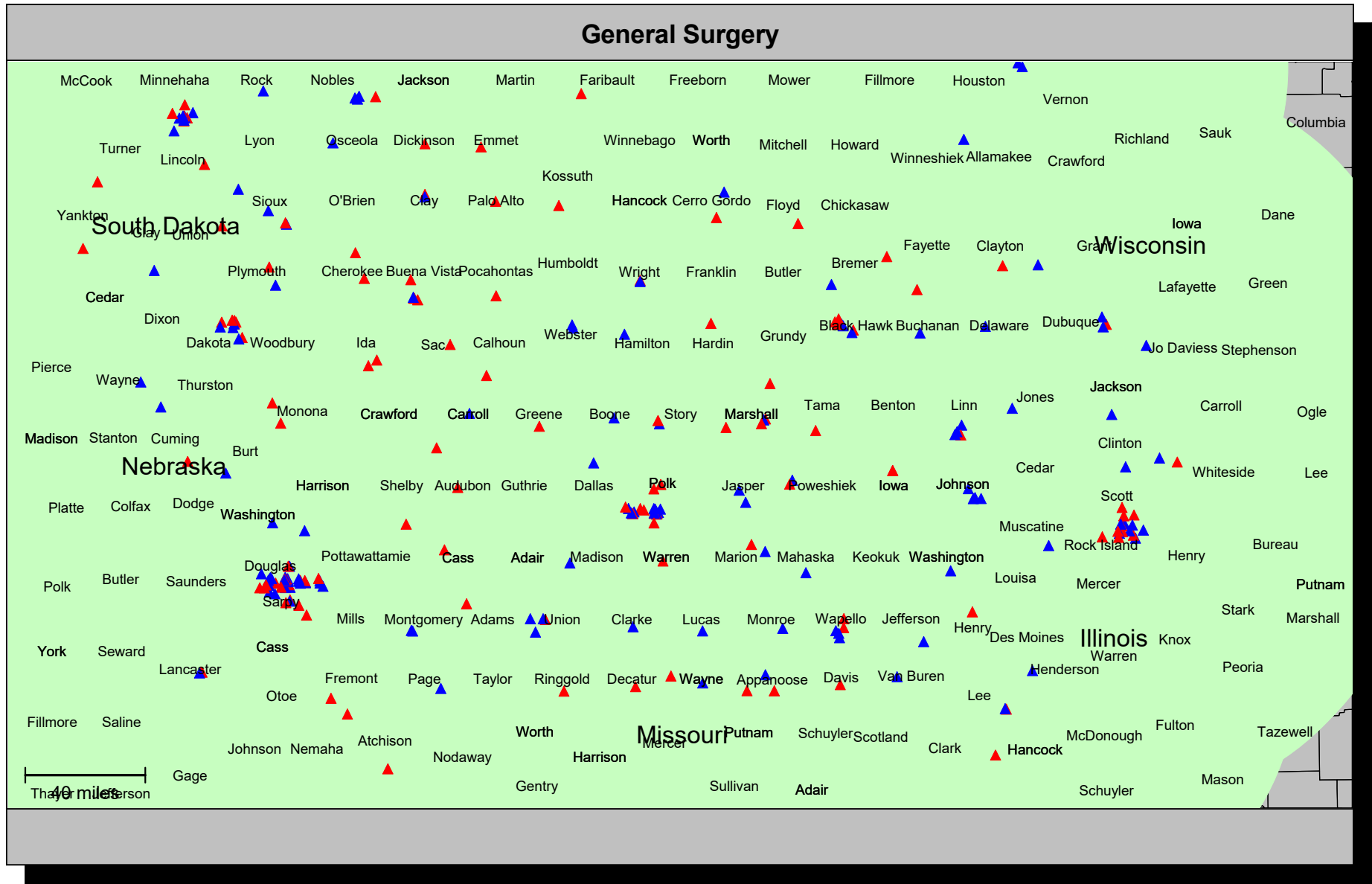
Accessibility summary

Accessibility analysis specifications	
Provider group:	Pediatric Gastroenterology 437 Providers at 94 locations (based on 437 records)
Member group:	IA Children Members 187,190 Members
Access standard:	1 provider within 90 miles
All Members:	187,190 (100.0%) 100.0% with access 0.0% without access

Average distance to a choice of Providers for all Members					
Number of Providers	1	2	3	4	5
Miles	14.6	19.0	21.7	23.6	24.7

Key geographic areas				
County	Total number of Members	All Members		
		Percent w	wo	Average distance to 1 Provider
POLK	31,191	100.0	0.0	2.6
LINN	12,324	100.0	0.0	3.2
SCOTT	11,345	100.0	0.0	2.4
WOODBURY	9,171	100.0	0.0	2.9
BLACK HAWK	7,836	100.0	0.0	2.2
POTTAWATTAMIE	7,428	100.0	0.0	2.6
JOHNSON	5,583	100.0	0.0	2.5
DUBUQUE	5,033	100.0	0.0	3.3
CLINTON	3,242	100.0	0.0	4.7
MARSHALL	3,098	100.0	0.0	34.8

Provider locations



Accessibility summary

Accessibility analysis specifications	
Provider group:	General Surgery 811 Providers at 283 locations (based on 811 records)
Member group:	IA Mems 378,908 Members
Access standard:	1provider within 60 miles
All Members:	378,908 (100.0%) 100.0% with access 0.0% without access

Average distance to a choice of Providers for all Members					
Number of Providers	1	2	3	4	5
Miles	4.6	6.2	7.4	8.5	10.2

Key geographic areas				
County	Total number of Members	All Members		
		Percent w	wo	Average distance to 1 Provider
POLK	62,497	100.0	0.0	2.1
LINN	26,274	100.0	0.0	2.8
SCOTT	24,704	100.0	0.0	2.1
WOODBURY	16,660	100.0	0.0	2.2
BLACK HAWK	16,414	100.0	0.0	1.9
POTTAWATTAMIE	14,956	100.0	0.0	2.6
JOHNSON	11,560	100.0	0.0	2.4
DUBUQUE	11,002	100.0	0.0	2.4
CLINTON	7,307	100.0	0.0	2.5
DES MOINES	6,339	100.0	0.0	3.1

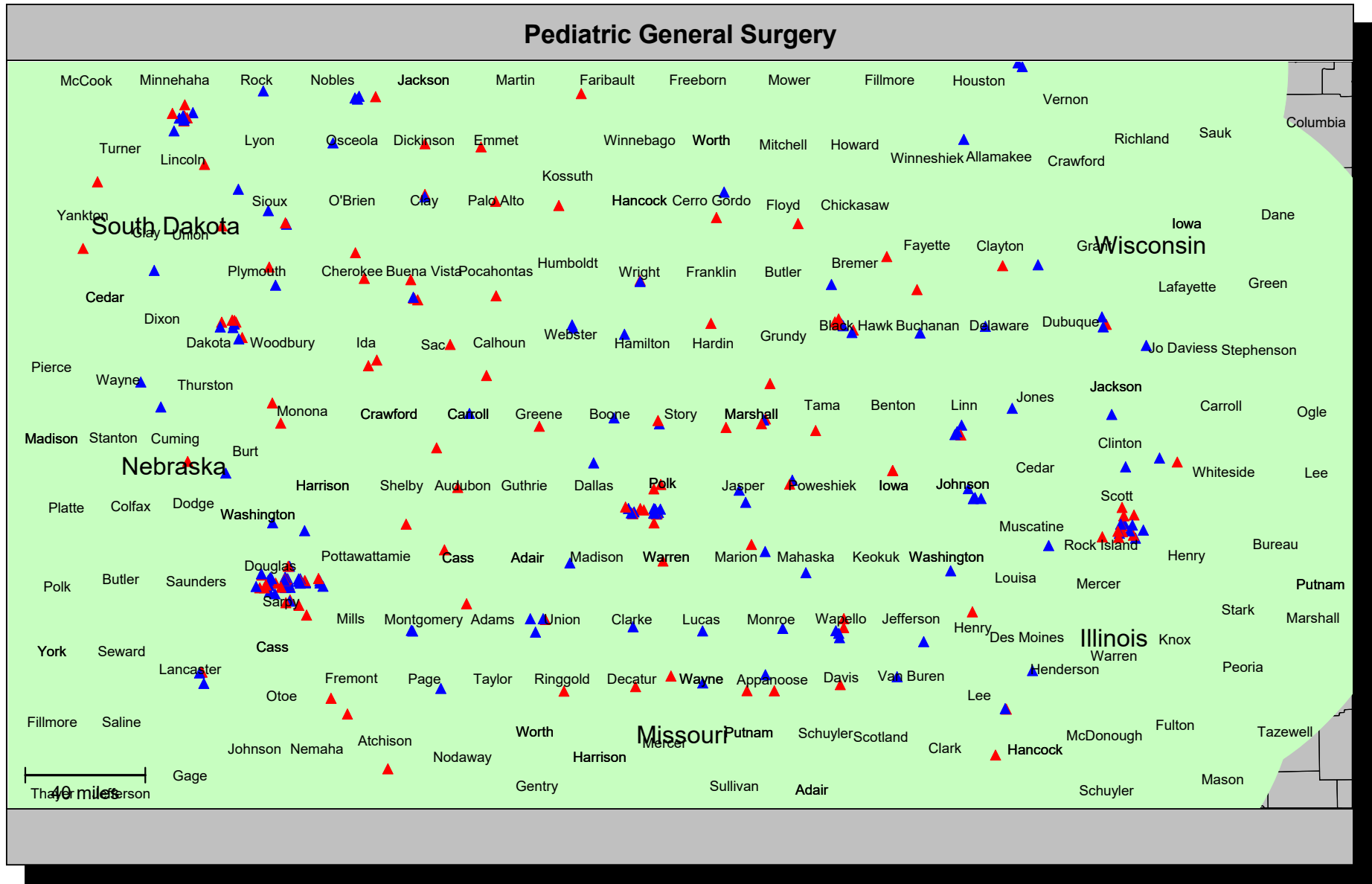
Accessibility summary

Accessibility analysis specifications	
Provider group:	General Surgery 811 Providers at 283 locations (based on 811 records)
Member group:	IA Mems 378,908 Members
Access standard:	1 provider within 90 miles
All Members:	378,908 (100.0%) 100.0% with access 0.0% without access

Average distance to a choice of Providers for all Members					
Number of Providers	1	2	3	4	5
Miles	4.6	6.2	7.4	8.5	10.2

Key geographic areas				
County	Total number of Members	All Members		
		Percent w	wo	Average distance to 1 Provider
POLK	62,497	100.0	0.0	2.1
LINN	26,274	100.0	0.0	2.8
SCOTT	24,704	100.0	0.0	2.1
WOODBURY	16,660	100.0	0.0	2.2
BLACK HAWK	16,414	100.0	0.0	1.9
POTTAWATTAMIE	14,956	100.0	0.0	2.6
JOHNSON	11,560	100.0	0.0	2.4
DUBUQUE	11,002	100.0	0.0	2.4
CLINTON	7,307	100.0	0.0	2.5
DES MOINES	6,339	100.0	0.0	3.1

Provider locations



Accessibility summary

Accessibility analysis specifications	
Provider group:	Pediatric General Surgery 870 Providers at 297 locations (based on 870 records)
Member group:	IA Children Members 187,190 Members
Access standard:	1provider within 60 miles
All Members:	187,190 (100.0%) 100.0% with access 0.0% without access

Average distance to a choice of Providers for all Members					
Number of Providers	1	2	3	4	5
Miles	4.8	6.4	7.6	8.7	10.4

Key geographic areas				
County	Total number of Members	All Members		
		Percent w	wo	Average distance to 1 Provider
POLK	31,191	100.0	0.0	2.1
LINN	12,324	100.0	0.0	2.9
SCOTT	11,345	100.0	0.0	2.1
WOODBURY	9,171	100.0	0.0	2.2
BLACK HAWK	7,836	100.0	0.0	1.9
POTTAWATTAMIE	7,428	100.0	0.0	2.7
JOHNSON	5,583	100.0	0.0	2.6
DUBUQUE	5,033	100.0	0.0	2.6
CLINTON	3,242	100.0	0.0	2.6
MARSHALL	3,098	100.0	0.0	1.8

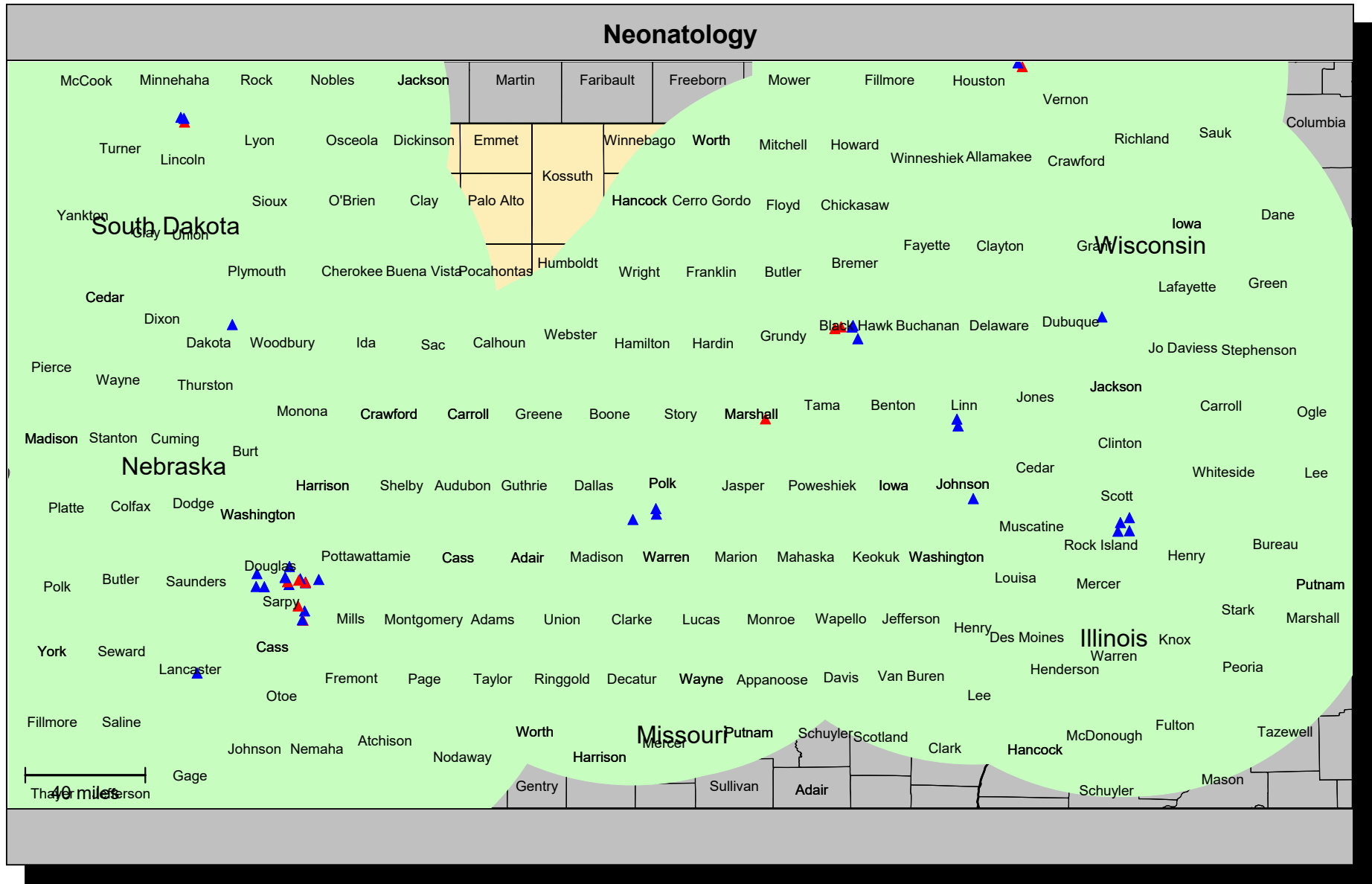
Accessibility summary

Accessibility analysis specifications	
Provider group:	Pediatric General Surgery 870 Providers at 297 locations (based on 870 records)
Member group:	IA Children Members 187,190 Members
Access standard:	1 provider within 90 miles
All Members:	187,190 (100.0%) 100.0% with access 0.0% without access

Average distance to a choice of Providers for all Members					
Number of Providers	1	2	3	4	5
Miles	4.8	6.4	7.6	8.7	10.4

Key geographic areas				
County	Total number of Members	All Members		
		Percent w	Percent wo	Average distance to 1 Provider
POLK	31,191	100.0	0.0	2.1
LINN	12,324	100.0	0.0	2.9
SCOTT	11,345	100.0	0.0	2.1
WOODBURY	9,171	100.0	0.0	2.2
BLACK HAWK	7,836	100.0	0.0	1.9
POTTAWATTAMIE	7,428	100.0	0.0	2.7
JOHNSON	5,583	100.0	0.0	2.6
DUBUQUE	5,033	100.0	0.0	2.6
CLINTON	3,242	100.0	0.0	2.6
MARSHALL	3,098	100.0	0.0	1.8

Provider locations



Accessibility summary

Accessibility analysis specifications	
Provider group:	Neonatology 371 Providers at 44 locations (based on 371 records)
Member group:	IA Mems 378,908 Members
Access standard:	1provider within 60 miles
All Members:	378,908 (100.0%) 88.1% with access 11.9% without access

Average distance to a choice of Providers for all Members					
Number of Providers	1	2	3	4	5
Miles	23.6	24.6	26.6	26.9	27.0

Key geographic areas				
County	Total number of Members	All Members		
		Percent w	wo	Average distance to 1 Provider
POLK	62,497	100.0	0.0	3.8
LINN	26,274	100.0	0.0	4.1
SCOTT	24,704	100.0	0.0	2.6
WOODBURY	16,660	100.0	0.0	4.1
BLACK HAWK	16,414	100.0	0.0	1.9
POTTAWATTAMIE	14,956	100.0	0.0	3.7
JOHNSON	11,560	100.0	0.0	3.6
DUBUQUE	11,002	100.0	0.0	4.4
CLINTON	7,307	100.0	0.0	24.2
DES MOINES	6,339	99.4	0.6	54.7

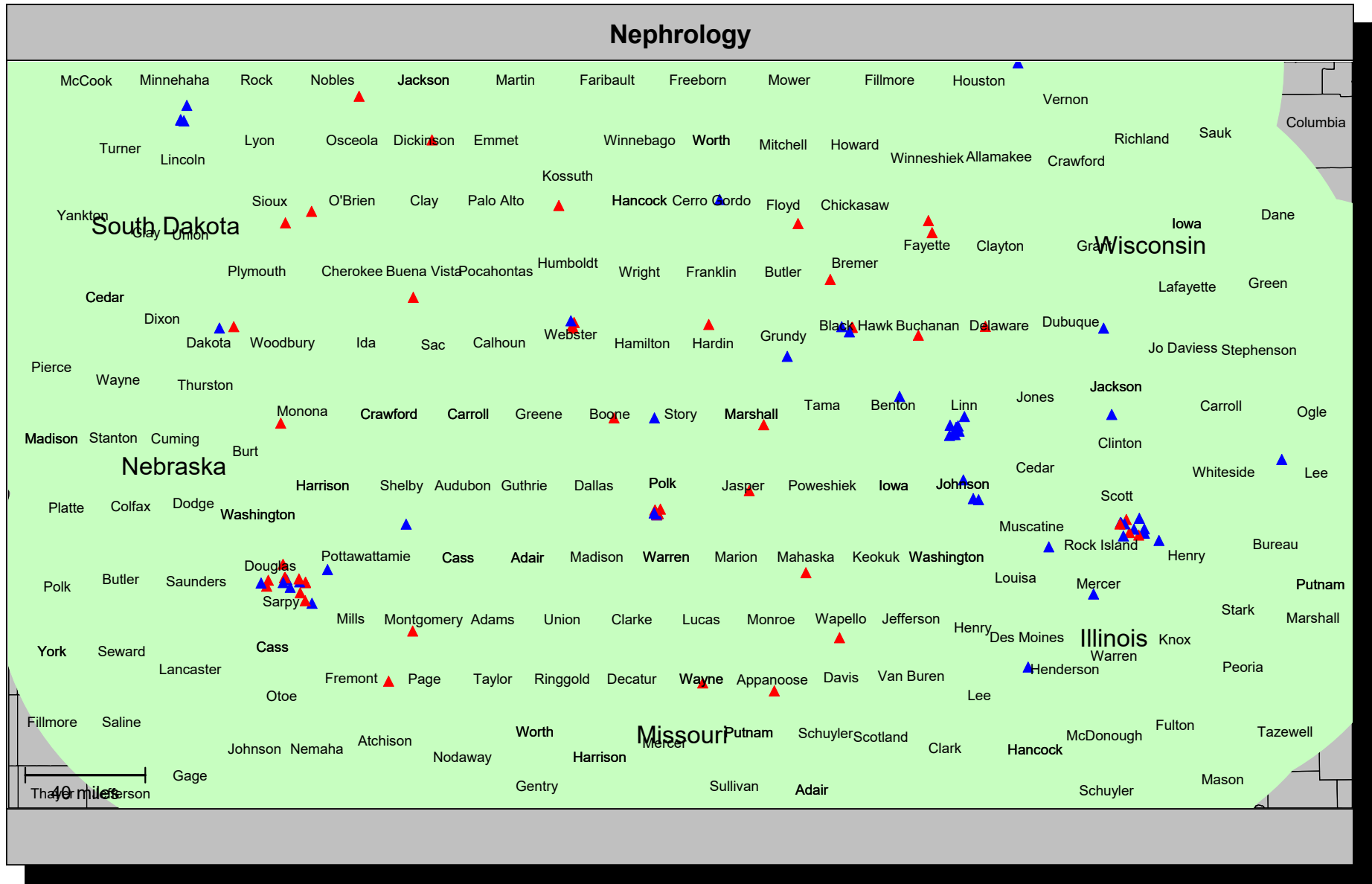
Accessibility summary

Accessibility analysis specifications	
Provider group:	Neonatology 371 Providers at 44 locations (based on 371 records)
Member group:	IA Mems 378,908 Members
Access standard:	1 provider within 90 miles
All Members:	378,908 (100.0%) 98.9% with access 1.1% without access

Average distance to a choice of Providers for all Members					
Number of Providers	1	2	3	4	5
Miles	23.6	24.6	26.6	26.9	27.0

Key geographic areas				
County	Total number of Members	All Members		
		Percent w	wo	Average distance to 1 Provider
POLK	62,497	100.0	0.0	3.8
LINN	26,274	100.0	0.0	4.1
SCOTT	24,704	100.0	0.0	2.6
WOODBURY	16,660	100.0	0.0	4.1
BLACK HAWK	16,414	100.0	0.0	1.9
POTTAWATTAMIE	14,956	100.0	0.0	3.7
JOHNSON	11,560	100.0	0.0	3.6
DUBUQUE	11,002	100.0	0.0	4.4
CLINTON	7,307	100.0	0.0	24.2
DES MOINES	6,339	100.0	0.0	54.7

Provider locations



Accessibility summary

Accessibility analysis specifications	
Provider group:	Nephrology 272 Providers at 116 locations (based on 272 records)
Member group:	IA Mems 378,908 Members
Access standard:	1provider within 60 miles
All Members:	378,908 (100.0%) 100.0% with access 0.0% without access

Average distance to a choice of Providers for all Members					
Number of Providers	1	2	3	4	5
Miles	8.9	12.7	16.4	18.6	20.3

Key geographic areas				
County	Total number of Members	All Members		
		Percent w	wo	Average distance to 1 Provider
POLK	62,497	100.0	0.0	3.8
LINN	26,274	100.0	0.0	2.1
SCOTT	24,704	100.0	0.0	2.5
WOODBURY	16,660	100.0	0.0	3.6
BLACK HAWK	16,414	100.0	0.0	2.1
POTTAWATTAMIE	14,956	100.0	0.0	4.1
JOHNSON	11,560	100.0	0.0	2.2
DUBUQUE	11,002	100.0	0.0	2.9
CLINTON	7,307	100.0	0.0	21.3
DES MOINES	6,339	100.0	0.0	4.3

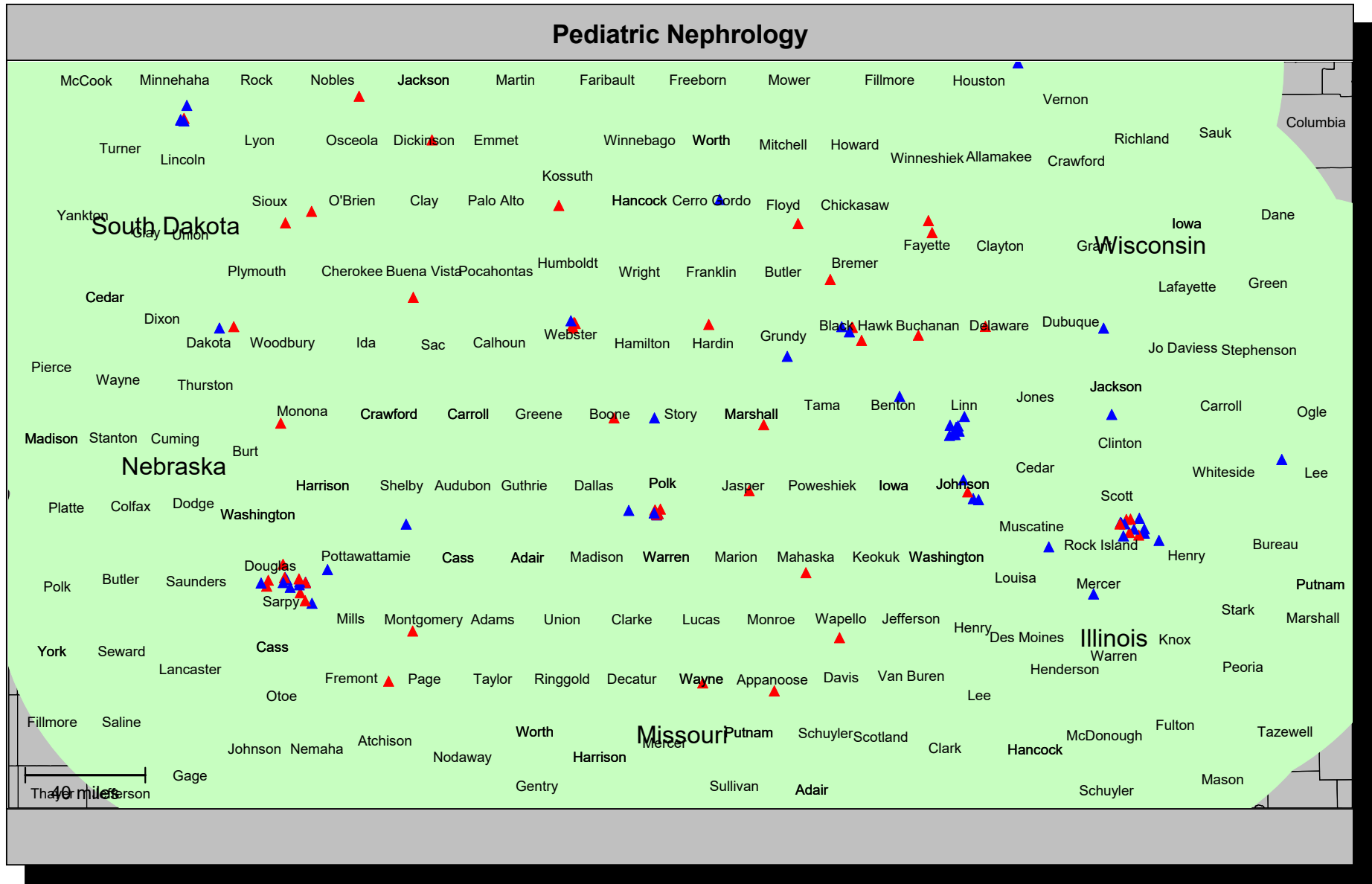
Accessibility summary

Accessibility analysis specifications	
Provider group:	Nephrology 272 Providers at 116 locations (based on 272 records)
Member group:	IA Mems 378,908 Members
Access standard:	1 provider within 90 miles
All Members:	378,908 (100.0%) 100.0% with access 0.0% without access

Average distance to a choice of Providers for all Members					
Number of Providers	1	2	3	4	5
Miles	8.9	12.7	16.4	18.6	20.3

Key geographic areas				
County	Total number of Members	All Members		
		Percent w	wo	Average distance to 1 Provider
POLK	62,497	100.0	0.0	3.8
LINN	26,274	100.0	0.0	2.1
SCOTT	24,704	100.0	0.0	2.5
WOODBURY	16,660	100.0	0.0	3.6
BLACK HAWK	16,414	100.0	0.0	2.1
POTTAWATTAMIE	14,956	100.0	0.0	4.1
JOHNSON	11,560	100.0	0.0	2.2
DUBUQUE	11,002	100.0	0.0	2.9
CLINTON	7,307	100.0	0.0	21.3
DES MOINES	6,339	100.0	0.0	4.3

Provider locations



Accessibility summary

Accessibility analysis specifications	
Provider group:	Pediatric Nephrology 301 Providers at 126 locations (based on 301 records)
Member group:	IA Children Members 187,190 Members
Access standard:	1provider within 60 miles
All Members:	187,190 (100.0%) 100.0% with access 0.0% without access

Average distance to a choice of Providers for all Members					
Number of Providers	1	2	3	4	5
Miles	9.7	13.6	17.7	19.3	20.9

Key geographic areas				
County	Total number of Members	All Members		
		Percent w	wo	Average distance to 1 Provider
POLK	31,191	100.0	0.0	3.4
LINN	12,324	100.0	0.0	2.1
SCOTT	11,345	100.0	0.0	2.6
WOODBURY	9,171	100.0	0.0	3.6
BLACK HAWK	7,836	100.0	0.0	1.8
POTTAWATTAMIE	7,428	100.0	0.0	4.2
JOHNSON	5,583	100.0	0.0	1.9
DUBUQUE	5,033	100.0	0.0	3.2
CLINTON	3,242	100.0	0.0	21.2
MARSHALL	3,098	100.0	0.0	3.3

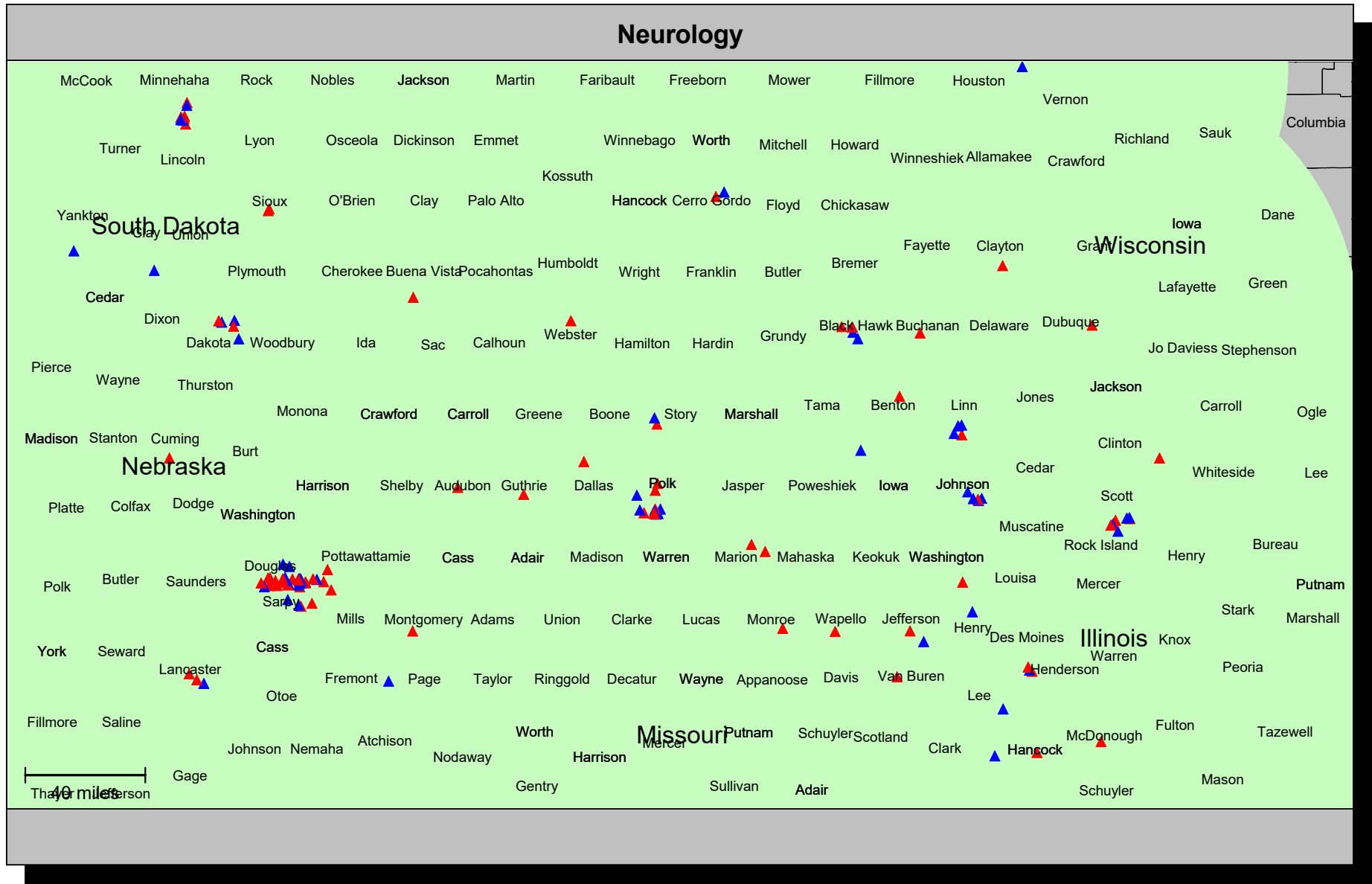
Accessibility summary

Accessibility analysis specifications	
Provider group:	Pediatric Nephrology 301 Providers at 126 locations (based on 301 records)
Member group:	IA Children Members 187,190 Members
Access standard:	1 provider within 90 miles
All Members:	187,190 (100.0%) 100.0% with access 0.0% without access

Average distance to a choice of Providers for all Members					
Number of Providers	1	2	3	4	5
Miles	9.7	13.6	17.7	19.3	20.9

Key geographic areas				
County	Total number of Members	All Members		
		Percent w	Percent wo	Average distance to 1 Provider
POLK	31,191	100.0	0.0	3.4
LINN	12,324	100.0	0.0	2.1
SCOTT	11,345	100.0	0.0	2.6
WOODBURY	9,171	100.0	0.0	3.6
BLACK HAWK	7,836	100.0	0.0	1.8
POTTAWATTAMIE	7,428	100.0	0.0	4.2
JOHNSON	5,583	100.0	0.0	1.9
DUBUQUE	5,033	100.0	0.0	3.2
CLINTON	3,242	100.0	0.0	21.2
MARSHALL	3,098	100.0	0.0	3.3

Provider locations



Accessibility summary

Accessibility analysis specifications	
Provider group:	Neurology 443 Providers at 153 locations (based on 443 records)
Member group:	IA Mems 378,908 Members
Access standard:	1provider within 60 miles
All Members:	378,908 (100.0%) 99.8% with access 0.2% without access

Average distance to a choice of Providers for all Members					
Number of Providers	1	2	3	4	5
Miles	10.1	14.8	17.1	20.2	21.4

Key geographic areas				
County	Total number of Members	All Members		
		Percent w	wo	Average distance to 1 Provider
POLK	62,497	100.0	0.0	2.4
LINN	26,274	100.0	0.0	2.7
SCOTT	24,704	100.0	0.0	2.2
WOODBURY	16,660	100.0	0.0	3.0
BLACK HAWK	16,414	100.0	0.0	1.9
POTTAWATTAMIE	14,956	100.0	0.0	2.7
JOHNSON	11,560	100.0	0.0	2.2
DUBUQUE	11,002	100.0	0.0	4.5
CLINTON	7,307	100.0	0.0	7.9
DES MOINES	6,339	100.0	0.0	2.9

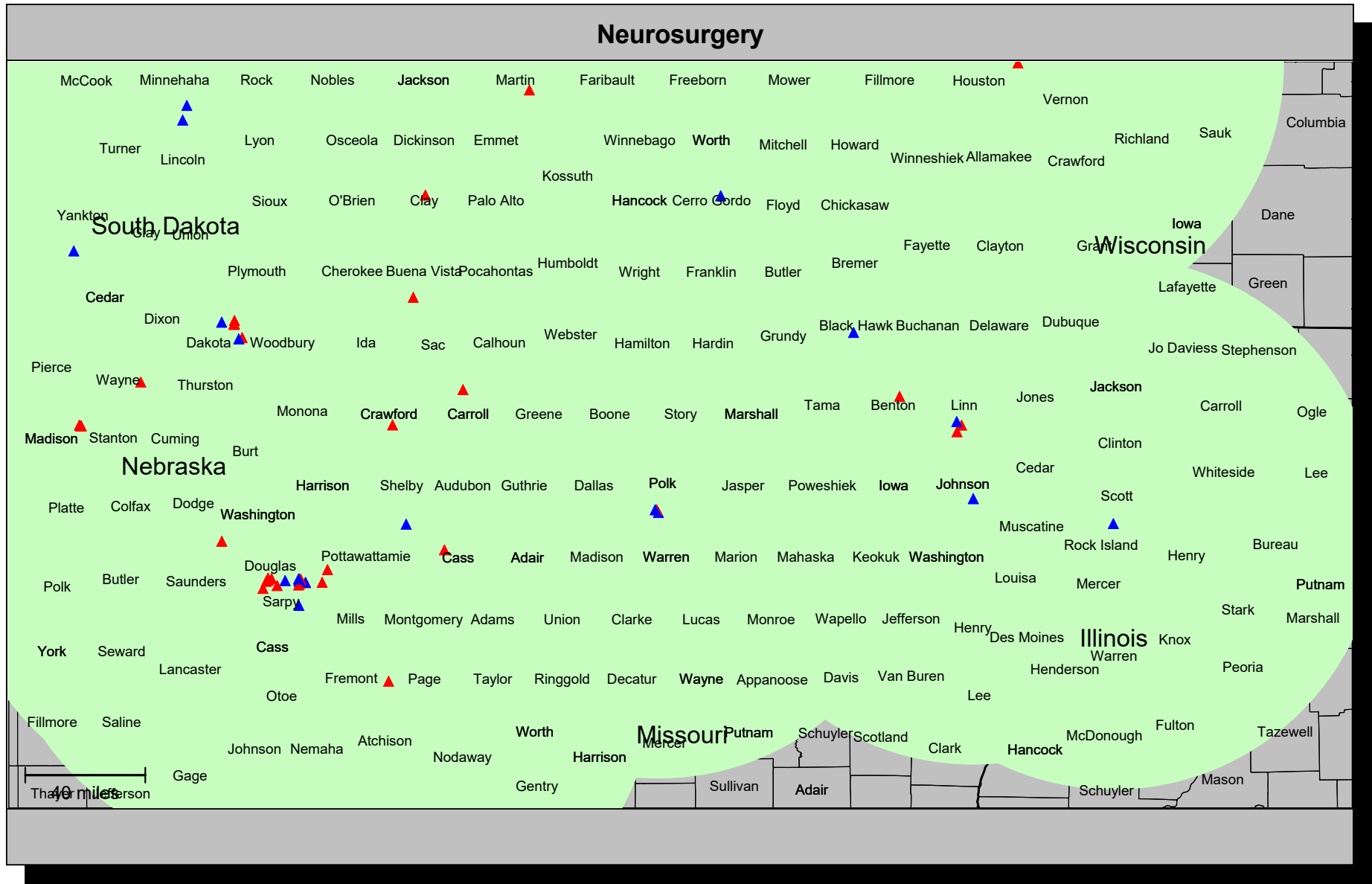
Accessibility summary

Accessibility analysis specifications	
Provider group:	Neurology 443 Providers at 153 locations (based on 443 records)
Member group:	IA Mems 378,908 Members
Access standard:	1 provider within 90 miles
All Members:	378,908 (100.0%) 100.0% with access 0.0% without access

Average distance to a choice of Providers for all Members					
Number of Providers	1	2	3	4	5
Miles	10.1	14.8	17.1	20.2	21.4

Key geographic areas				
County	Total number of Members	All Members		
		Percent w	Percent wo	Average distance to 1 Provider
POLK	62,497	100.0	0.0	2.4
LINN	26,274	100.0	0.0	2.7
SCOTT	24,704	100.0	0.0	2.2
WOODBURY	16,660	100.0	0.0	3.0
BLACK HAWK	16,414	100.0	0.0	1.9
POTTAWATTAMIE	14,956	100.0	0.0	2.7
JOHNSON	11,560	100.0	0.0	2.2
DUBUQUE	11,002	100.0	0.0	4.5
CLINTON	7,307	100.0	0.0	7.9
DES MOINES	6,339	100.0	0.0	2.9

Provider locations



- ▲ Single Provider locations
- ▲ Multiple Provider locations

90 mile radius

Accessibility summary

Accessibility analysis specifications	
Provider group:	Neurosurgery 131 Providers at 63 locations (based on 131 records)
Member group:	IA Mems 378,908 Members
Access standard:	1provider within 60 miles
All Members:	378,908 (100.0%) 95.6% with access 4.4% without access

Average distance to a choice of Providers for all Members					
Number of Providers	1	2	3	4	5
Miles	20.2	22.3	30.5	32.8	34.3

Key geographic areas				
County	Total number of Members	All Members		
		Percent w	wo	Average distance to 1 Provider
POLK	62,497	100.0	0.0	4.2
LINN	26,274	100.0	0.0	3.0
SCOTT	24,704	100.0	0.0	3.7
WOODBURY	16,660	100.0	0.0	2.8
BLACK HAWK	16,414	100.0	0.0	3.4
POTTAWATTAMIE	14,956	100.0	0.0	3.1
JOHNSON	11,560	100.0	0.0	3.6
DUBUQUE	11,002	96.0	4.0	57.2
CLINTON	7,307	100.0	0.0	28.6
DES MOINES	6,339	99.0	1.0	56.2

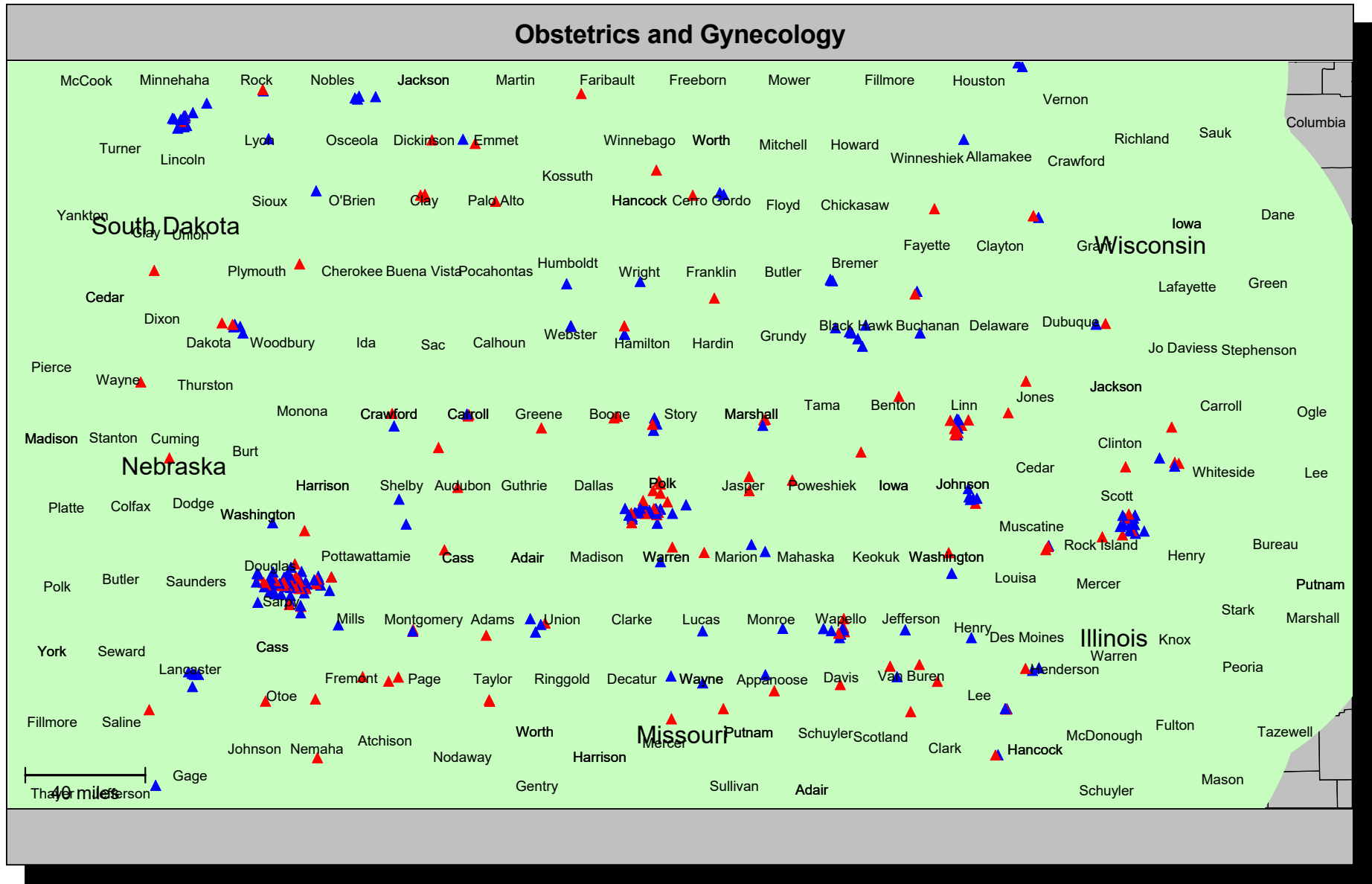
Accessibility summary

Accessibility analysis specifications	
Provider group:	Neurosurgery 131 Providers at 63 locations (based on 131 records)
Member group:	IA Mems 378,908 Members
Access standard:	1 provider within 90 miles
All Members:	378,908 (100.0%) 100.0% with access 0.0% without access

Average distance to a choice of Providers for all Members					
Number of Providers	1	2	3	4	5
Miles	20.2	22.3	30.5	32.8	34.3

Key geographic areas				
County	Total number of Members	All Members		
		Percent w	Percent wo	Average distance to 1 Provider
POLK	62,497	100.0	0.0	4.2
LINN	26,274	100.0	0.0	3.0
SCOTT	24,704	100.0	0.0	3.7
WOODBURY	16,660	100.0	0.0	2.8
BLACK HAWK	16,414	100.0	0.0	3.4
POTTAWATTAMIE	14,956	100.0	0.0	3.1
JOHNSON	11,560	100.0	0.0	3.6
DUBUQUE	11,002	100.0	0.0	57.2
CLINTON	7,307	100.0	0.0	28.6
DES MOINES	6,339	100.0	0.0	56.2

Provider locations



- ▲ Single Provider locations
- ▲ Multiple Provider locations

□ 90 mile radius

Accessibility summary

Accessibility analysis specifications	
Provider group:	Obstetrics and Gynecology 1,964 Providers at 360 locations (based on 1,964 records)
Member group:	IA Mems 378,908 Members
Access standard:	1provider within 60 miles
All Members:	378,908 (100.0%) 100.0% with access 0.0% without access

Average distance to a choice of Providers for all Members					
Number of Providers	1	2	3	4	5
Miles	5.3	6.6	7.4	8.3	9.1

Key geographic areas				
County	Total number of Members	All Members		
		Percent w	wo	Average distance to 1 Provider
POLK	62,497	100.0	0.0	1.4
LINN	26,274	100.0	0.0	2.2
SCOTT	24,704	100.0	0.0	2.1
WOODBURY	16,660	100.0	0.0	2.5
BLACK HAWK	16,414	100.0	0.0	2.0
POTTAWATTAMIE	14,956	100.0	0.0	1.9
JOHNSON	11,560	100.0	0.0	2.0
DUBUQUE	11,002	100.0	0.0	2.2
CLINTON	7,307	100.0	0.0	2.6
DES MOINES	6,339	100.0	0.0	2.5

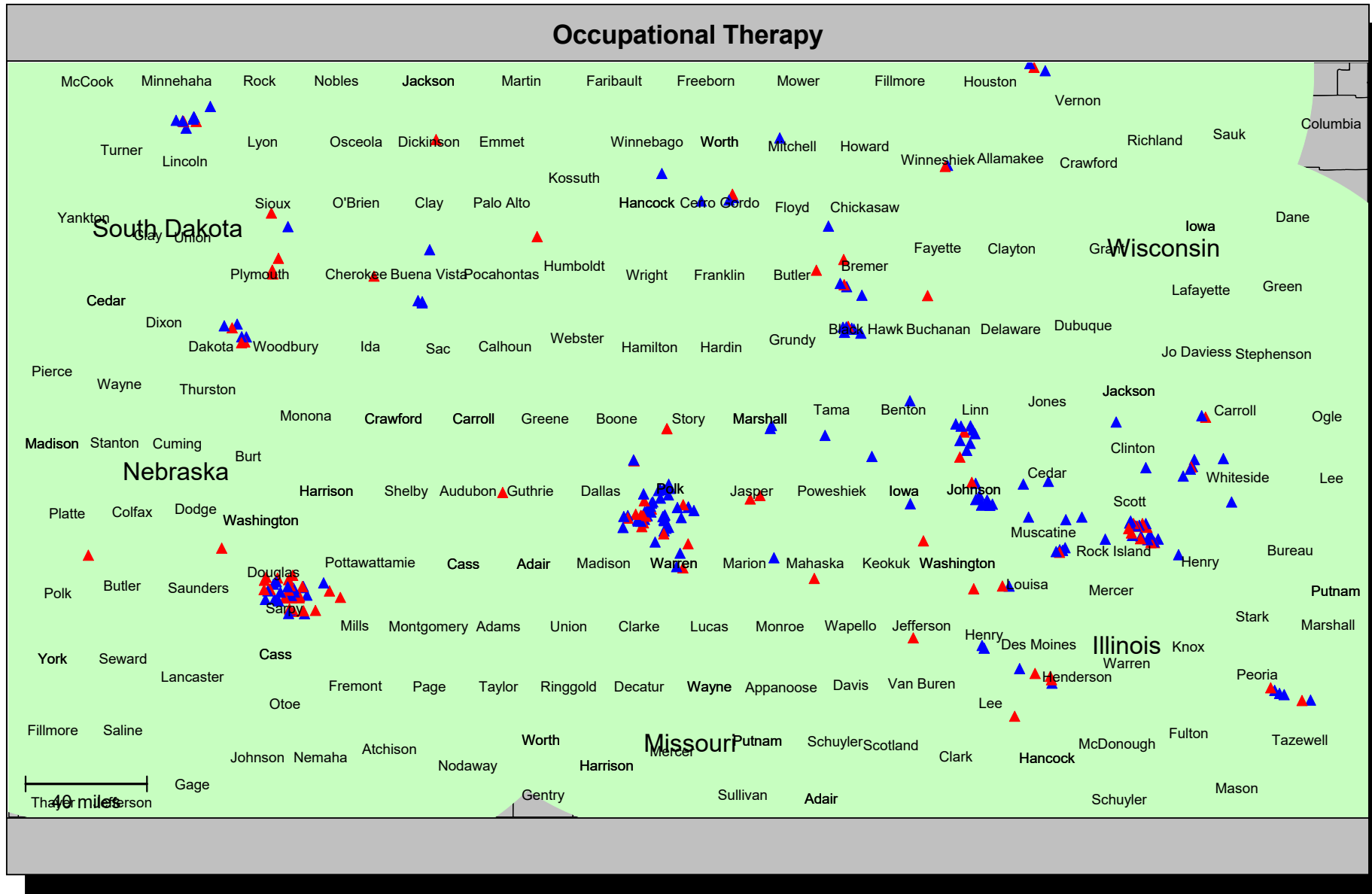
Accessibility summary

Accessibility analysis specifications	
Provider group:	Obstetrics and Gynecology 1,964 Providers at 360 locations (based on 1,964 records)
Member group:	IA Mems 378,908 Members
Access standard:	1 provider within 90 miles
All Members:	378,908 (100.0%) 100.0% with access 0.0% without access

Average distance to a choice of Providers for all Members					
Number of Providers	1	2	3	4	5
Miles	5.3	6.6	7.4	8.3	9.1

Key geographic areas				
County	Total number of Members	All Members		
		Percent w	Percent wo	Average distance to 1 Provider
POLK	62,497	100.0	0.0	1.4
LINN	26,274	100.0	0.0	2.2
SCOTT	24,704	100.0	0.0	2.1
WOODBURY	16,660	100.0	0.0	2.5
BLACK HAWK	16,414	100.0	0.0	2.0
POTTAWATTAMIE	14,956	100.0	0.0	1.9
JOHNSON	11,560	100.0	0.0	2.0
DUBUQUE	11,002	100.0	0.0	2.2
CLINTON	7,307	100.0	0.0	2.6
DES MOINES	6,339	100.0	0.0	2.5

Provider locations



- ▲ Single Provider locations
- ▲ Multiple Provider locations

90 mile radius

Accessibility summary

Accessibility analysis specifications	
Provider group:	Occupational Therapy 965 Providers at 262 locations (based on 965 records)
Member group:	IA Mems 378,908 Members
Access standard:	1provider within 60 miles
All Members:	378,908 (100.0%) 99.9% with access 0.1% without access

Average distance to a choice of Providers for all Members					
Number of Providers	1	2	3	4	5
Miles	9.3	11.2	12.1	13.3	13.9

Key geographic areas				
County	Total number of Members	All Members		
		Percent w	wo	Average distance to 1 Provider
POLK	62,497	100.0	0.0	1.3
LINN	26,274	100.0	0.0	2.0
SCOTT	24,704	100.0	0.0	1.6
WOODBURY	16,660	100.0	0.0	2.6
BLACK HAWK	16,414	100.0	0.0	2.0
POTTAWATTAMIE	14,956	100.0	0.0	3.9
JOHNSON	11,560	100.0	0.0	1.5
DUBUQUE	11,002	100.0	0.0	31.1
CLINTON	7,307	100.0	0.0	2.0
DES MOINES	6,339	100.0	0.0	1.7

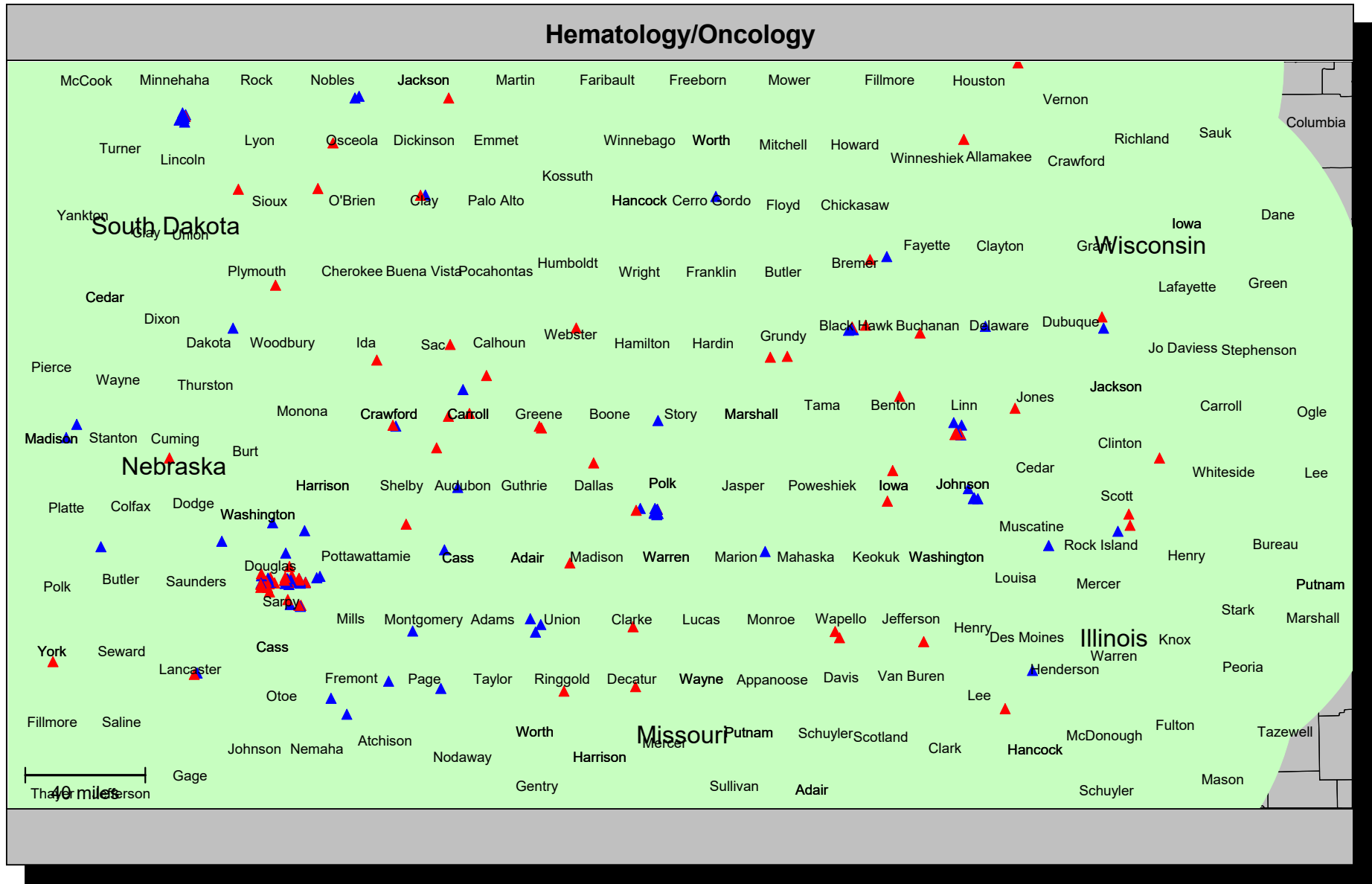
Accessibility summary

Accessibility analysis specifications	
Provider group:	Occupational Therapy 965 Providers at 262 locations (based on 965 records)
Member group:	IA Mems 378,908 Members
Access standard:	1 provider within 90 miles
All Members:	378,908 (100.0%) 100.0% with access 0.0% without access

Average distance to a choice of Providers for all Members					
Number of Providers	1	2	3	4	5
Miles	9.3	11.2	12.1	13.3	13.9

Key geographic areas				
County	Total number of Members	All Members		
		Percent w	Percent wo	Average distance to 1 Provider
POLK	62,497	100.0	0.0	1.3
LINN	26,274	100.0	0.0	2.0
SCOTT	24,704	100.0	0.0	1.6
WOODBURY	16,660	100.0	0.0	2.6
BLACK HAWK	16,414	100.0	0.0	2.0
POTTAWATTAMIE	14,956	100.0	0.0	3.9
JOHNSON	11,560	100.0	0.0	1.5
DUBUQUE	11,002	100.0	0.0	31.1
CLINTON	7,307	100.0	0.0	2.0
DES MOINES	6,339	100.0	0.0	1.7

Provider locations



Accessibility summary

Accessibility analysis specifications	
Provider group:	Hematology/Oncology 525 Providers at 173 locations (based on 525 records)
Member group:	IA Mems 378,908 Members
Access standard:	1provider within 60 miles
All Members:	378,908 (100.0%) 100.0% with access 0.0% without access

Average distance to a choice of Providers for all Members					
Number of Providers	1	2	3	4	5
Miles	7.8	10.7	13.4	15.3	19.5

Key geographic areas				
County	Total number of Members	All Members		
		Percent w	wo	Average distance to 1 Provider
POLK	62,497	100.0	0.0	3.1
LINN	26,274	100.0	0.0	2.5
SCOTT	24,704	100.0	0.0	3.3
WOODBURY	16,660	100.0	0.0	3.5
BLACK HAWK	16,414	100.0	0.0	2.4
POTTAWATTAMIE	14,956	100.0	0.0	2.8
JOHNSON	11,560	100.0	0.0	2.4
DUBUQUE	11,002	100.0	0.0	2.7
CLINTON	7,307	100.0	0.0	7.9
DES MOINES	6,339	100.0	0.0	3.1

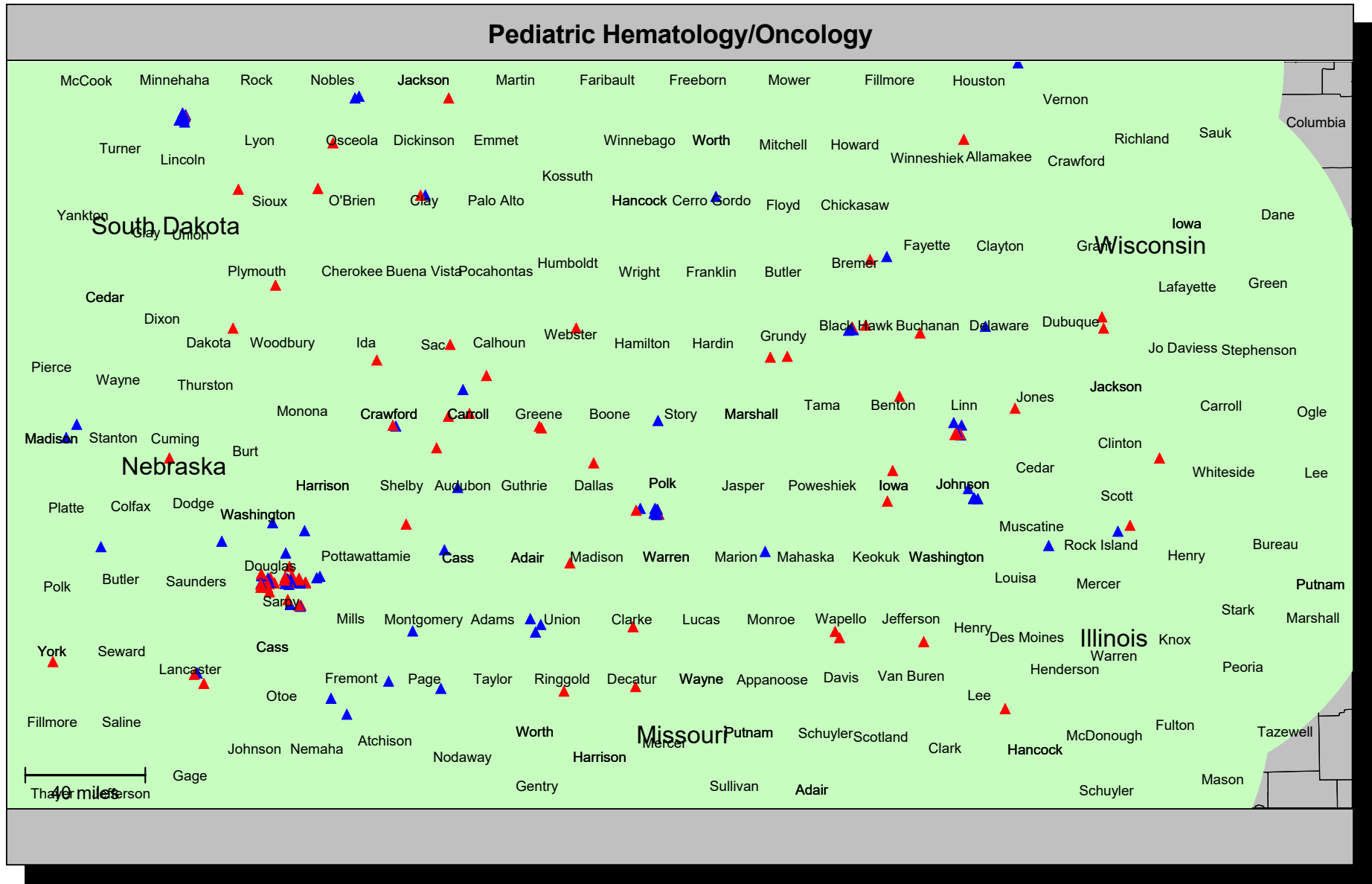
Accessibility summary

Accessibility analysis specifications	
Provider group:	Hematology/Oncology 525 Providers at 173 locations (based on 525 records)
Member group:	IA Mems 378,908 Members
Access standard:	1 provider within 90 miles
All Members:	378,908 (100.0%) 100.0% with access 0.0% without access

Average distance to a choice of Providers for all Members					
Number of Providers	1	2	3	4	5
Miles	7.8	10.7	13.4	15.3	19.5

Key geographic areas				
County	Total number of Members	All Members		
		Percent w	Percent wo	Average distance to 1 Provider
POLK	62,497	100.0	0.0	3.1
LINN	26,274	100.0	0.0	2.5
SCOTT	24,704	100.0	0.0	3.3
WOODBURY	16,660	100.0	0.0	3.5
BLACK HAWK	16,414	100.0	0.0	2.4
POTTAWATTAMIE	14,956	100.0	0.0	2.8
JOHNSON	11,560	100.0	0.0	2.4
DUBUQUE	11,002	100.0	0.0	2.7
CLINTON	7,307	100.0	0.0	7.9
DES MOINES	6,339	100.0	0.0	3.1

Provider locations



Accessibility summary

Accessibility analysis specifications	
Provider group:	Pediatric Hematology/Oncology 576 Providers at 183 locations (based on 576 records)
Member group:	IA Children Members 187,190 Members
Access standard:	1provider within 60 miles
All Members:	187,190 (100.0%) 100.0% with access 0.0% without access

Average distance to a choice of Providers for all Members					
Number of Providers	1	2	3	4	5
Miles	8.3	12.7	17.7	20.2	22.2

Key geographic areas				
County	Total number of Members	All Members		
		Percent w	wo	Average distance to 1 Provider
POLK	31,191	100.0	0.0	3.2
LINN	12,324	100.0	0.0	2.5
SCOTT	11,345	100.0	0.0	3.9
WOODBURY	9,171	100.0	0.0	3.6
BLACK HAWK	7,836	100.0	0.0	2.3
POTTAWATTAMIE	7,428	100.0	0.0	2.9
JOHNSON	5,583	100.0	0.0	2.6
DUBUQUE	5,033	100.0	0.0	2.9
CLINTON	3,242	100.0	0.0	8.0
MARSHALL	3,098	100.0	0.0	22.2

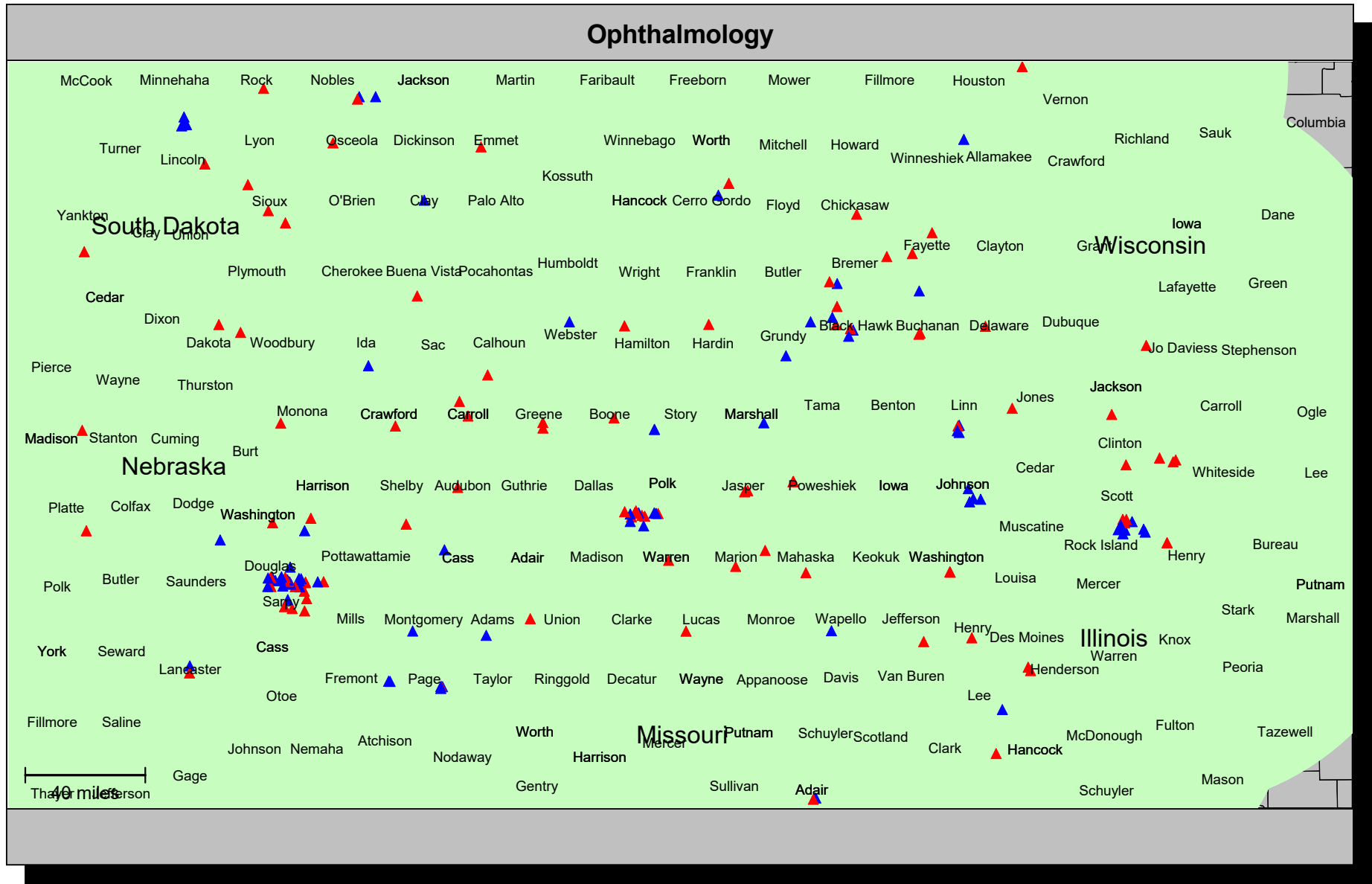
Accessibility summary

Accessibility analysis specifications	
Provider group:	Pediatric Hematology/Oncology 576 Providers at 183 locations (based on 576 records)
Member group:	IA Children Members 187,190 Members
Access standard:	1 provider within 90 miles
All Members:	187,190 (100.0%) 100.0% with access 0.0% without access

Average distance to a choice of Providers for all Members					
Number of Providers	1	2	3	4	5
Miles	8.3	12.7	17.7	20.2	22.2

Key geographic areas				
County	Total number of Members	All Members		
		Percent w	Percent wo	Average distance to 1 Provider
POLK	31,191	100.0	0.0	3.2
LINN	12,324	100.0	0.0	2.5
SCOTT	11,345	100.0	0.0	3.9
WOODBURY	9,171	100.0	0.0	3.6
BLACK HAWK	7,836	100.0	0.0	2.3
POTTAWATTAMIE	7,428	100.0	0.0	2.9
JOHNSON	5,583	100.0	0.0	2.6
DUBUQUE	5,033	100.0	0.0	2.9
CLINTON	3,242	100.0	0.0	8.0
MARSHALL	3,098	100.0	0.0	22.2

Provider locations



Accessibility summary

Accessibility analysis specifications	
Provider group:	Ophthalmology 470 Providers at 186 locations (based on 470 records)
Member group:	IA Mems 378,908 Members
Access standard:	1provider within 60 miles
All Members:	378,908 (100.0%) 100.0% with access 0.0% without access

Average distance to a choice of Providers for all Members					
Number of Providers	1	2	3	4	5
Miles	6.8	9.8	12.9	14.7	16.1

Key geographic areas				
County	Total number of Members	All Members		
		Percent w	wo	Average distance to 1 Provider
POLK	62,497	100.0	0.0	3.5
LINN	26,274	100.0	0.0	3.2
SCOTT	24,704	100.0	0.0	2.4
WOODBURY	16,660	100.0	0.0	3.9
BLACK HAWK	16,414	100.0	0.0	1.8
POTTAWATTAMIE	14,956	100.0	0.0	2.6
JOHNSON	11,560	100.0	0.0	2.2
DUBUQUE	11,002	100.0	0.0	16.8
CLINTON	7,307	100.0	0.0	2.4
DES MOINES	6,339	100.0	0.0	3.3

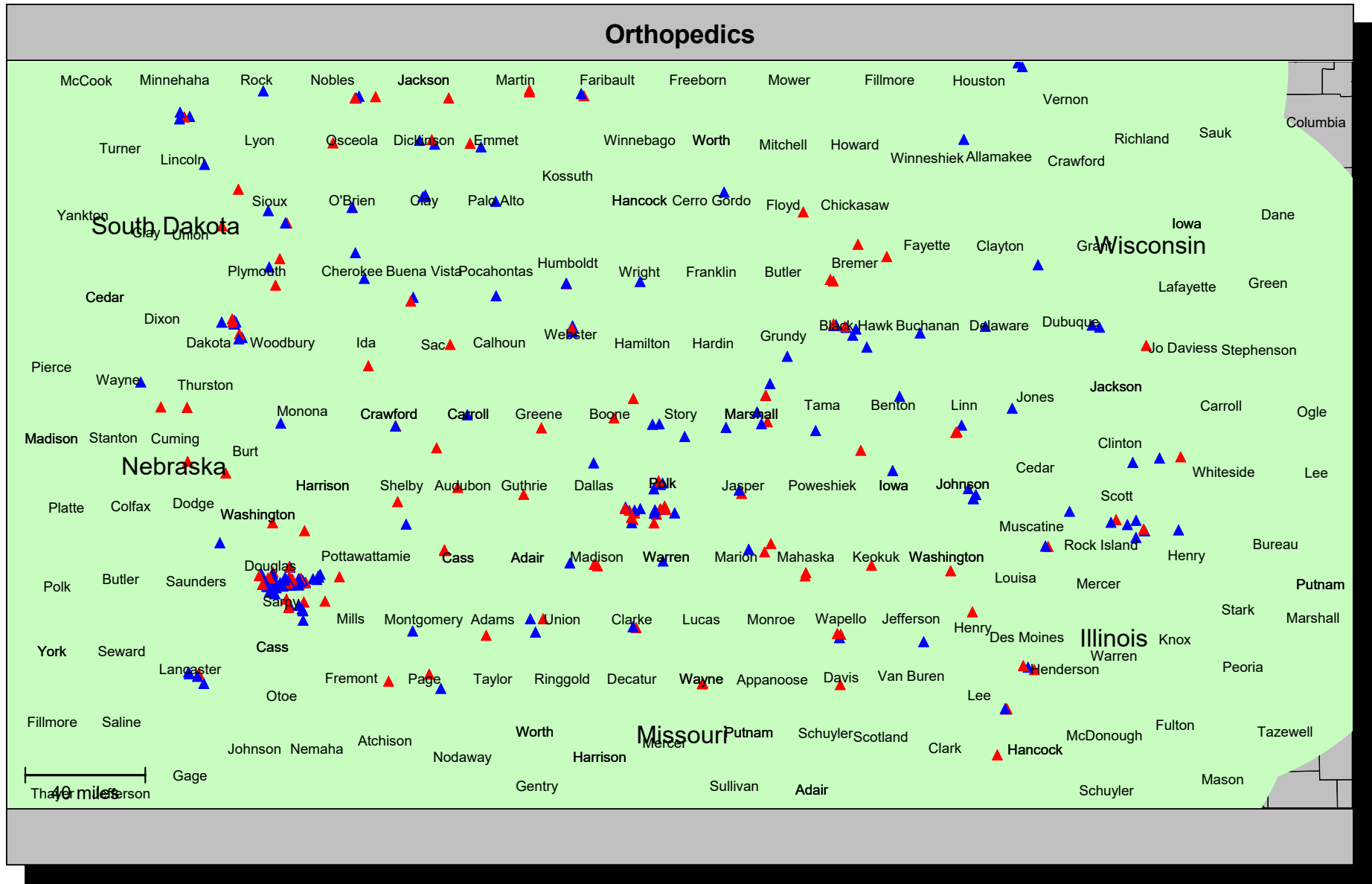
Accessibility summary

Accessibility analysis specifications	
Provider group:	Ophthalmology 470 Providers at 186 locations (based on 470 records)
Member group:	IA Mems 378,908 Members
Access standard:	1 provider within 90 miles
All Members:	378,908 (100.0%) 100.0% with access 0.0% without access

Average distance to a choice of Providers for all Members					
Number of Providers	1	2	3	4	5
Miles	6.8	9.8	12.9	14.7	16.1

Key geographic areas				
County	Total number of Members	All Members		
		Percent w	wo	Average distance to 1 Provider
POLK	62,497	100.0	0.0	3.5
LINN	26,274	100.0	0.0	3.2
SCOTT	24,704	100.0	0.0	2.4
WOODBURY	16,660	100.0	0.0	3.9
BLACK HAWK	16,414	100.0	0.0	1.8
POTTAWATTAMIE	14,956	100.0	0.0	2.6
JOHNSON	11,560	100.0	0.0	2.2
DUBUQUE	11,002	100.0	0.0	16.8
CLINTON	7,307	100.0	0.0	2.4
DES MOINES	6,339	100.0	0.0	3.3

Provider locations



Accessibility summary

Accessibility analysis specifications	
Provider group:	Orthopedics 1,062 Providers at 300 locations (based on 1,062 records)
Member group:	IA Mems 378,908 Members
Access standard:	1provider within 60 miles
All Members:	378,908 (100.0%) 100.0% with access 0.0% without access

Average distance to a choice of Providers for all Members					
Number of Providers	1	2	3	4	5
Miles	4.9	6.1	7.4	8.5	9.6

Key geographic areas				
County	Total number of Members	All Members		
		Percent w	wo	Average distance to 1 Provider
POLK	62,497	100.0	0.0	1.8
LINN	26,274	100.0	0.0	3.0
SCOTT	24,704	100.0	0.0	2.3
WOODBURY	16,660	100.0	0.0	2.2
BLACK HAWK	16,414	100.0	0.0	1.7
POTTAWATTAMIE	14,956	100.0	0.0	2.1
JOHNSON	11,560	100.0	0.0	2.7
DUBUQUE	11,002	100.0	0.0	2.8
CLINTON	7,307	100.0	0.0	3.5
DES MOINES	6,339	100.0	0.0	2.5

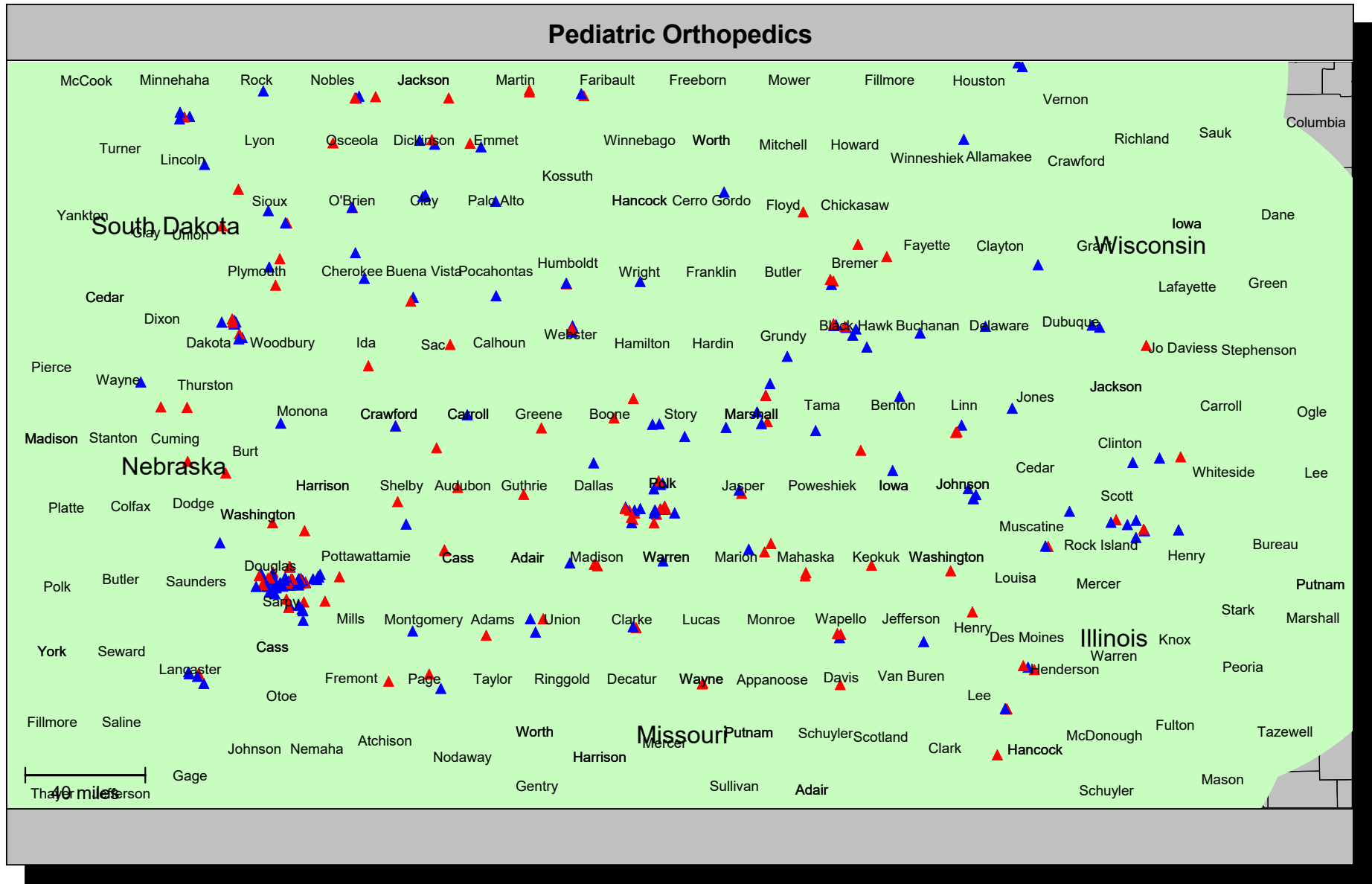
Accessibility summary

Accessibility analysis specifications	
Provider group:	Orthopedics 1,062 Providers at 300 locations (based on 1,062 records)
Member group:	IA Mems 378,908 Members
Access standard:	1 provider within 90 miles
All Members:	378,908 (100.0%) 100.0% with access 0.0% without access

Average distance to a choice of Providers for all Members					
Number of Providers	1	2	3	4	5
Miles	4.9	6.1	7.4	8.5	9.6

Key geographic areas				
County	Total number of Members	All Members		
		Percent w	wo	Average distance to 1 Provider
POLK	62,497	100.0	0.0	1.8
LINN	26,274	100.0	0.0	3.0
SCOTT	24,704	100.0	0.0	2.3
WOODBURY	16,660	100.0	0.0	2.2
BLACK HAWK	16,414	100.0	0.0	1.7
POTTAWATTAMIE	14,956	100.0	0.0	2.1
JOHNSON	11,560	100.0	0.0	2.7
DUBUQUE	11,002	100.0	0.0	2.8
CLINTON	7,307	100.0	0.0	3.5
DES MOINES	6,339	100.0	0.0	2.5

Provider locations



Accessibility summary

Accessibility analysis specifications	
Provider group:	Pediatric Orthopedics 1,086 Providers at 301 locations (based on 1,086 records)
Member group:	IA Children Members 187,190 Members
Access standard:	1provider within 60 miles
All Members:	187,190 (100.0%) 100.0% with access 0.0% without access

Average distance to a choice of Providers for all Members					
Number of Providers	1	2	3	4	5
Miles	5.0	6.2	7.5	8.6	9.7

Key geographic areas				
County	Total number of Members	All Members		
		Percent w	wo	Average distance to 1 Provider
POLK	31,191	100.0	0.0	1.8
LINN	12,324	100.0	0.0	3.1
SCOTT	11,345	100.0	0.0	2.3
WOODBURY	9,171	100.0	0.0	2.2
BLACK HAWK	7,836	100.0	0.0	1.7
POTTAWATTAMIE	7,428	100.0	0.0	2.3
JOHNSON	5,583	100.0	0.0	2.8
DUBUQUE	5,033	100.0	0.0	2.9
CLINTON	3,242	100.0	0.0	3.6
MARSHALL	3,098	100.0	0.0	2.0

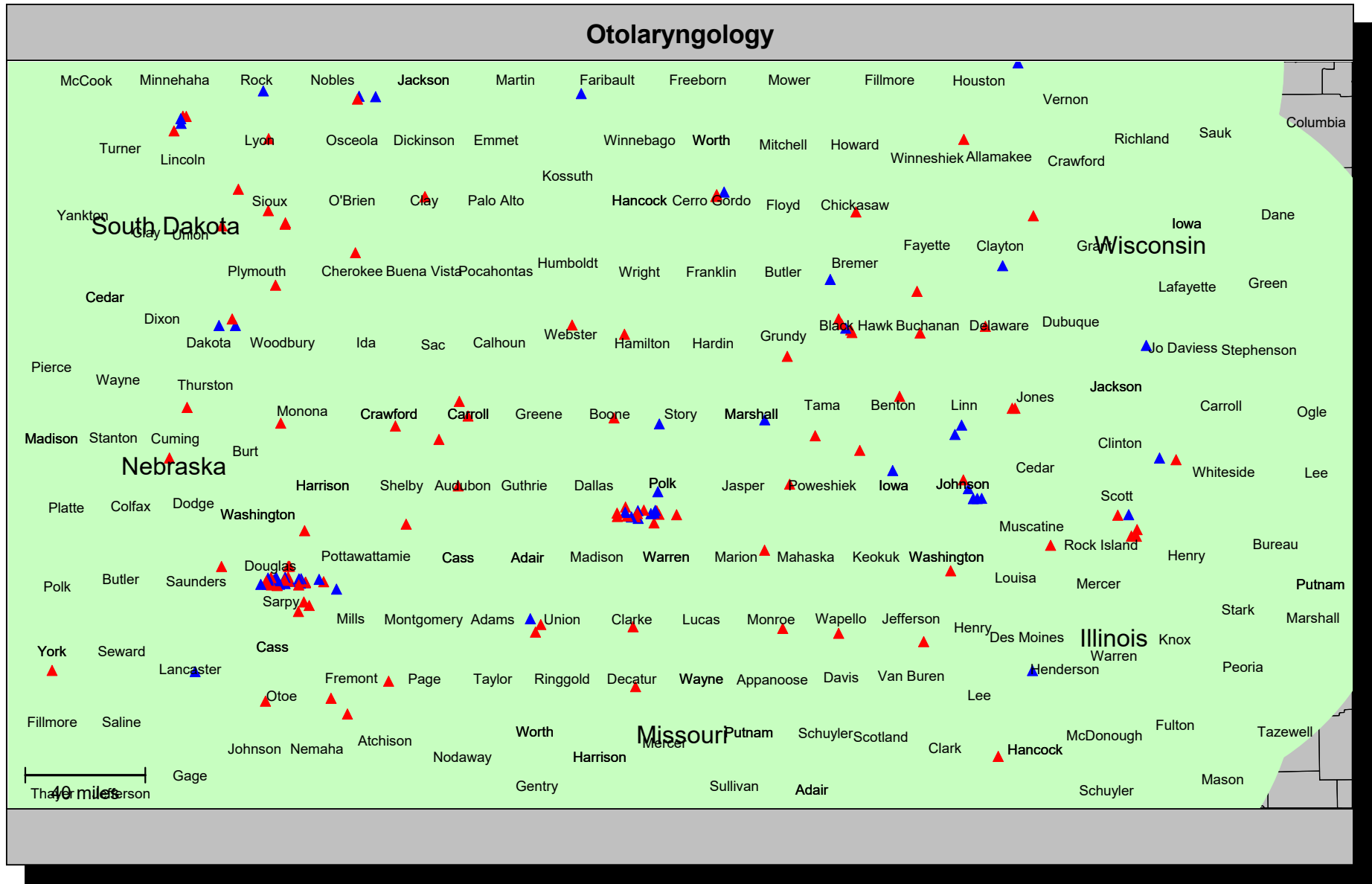
Accessibility summary

Accessibility analysis specifications	
Provider group:	Pediatric Orthopedics 1,086 Providers at 301 locations (based on 1,086 records)
Member group:	IA Children Members 187,190 Members
Access standard:	1 provider within 90 miles
All Members:	187,190 (100.0%) 100.0% with access 0.0% without access

Average distance to a choice of Providers for all Members					
Number of Providers	1	2	3	4	5
Miles	5.0	6.2	7.5	8.6	9.7

Key geographic areas				
County	Total number of Members	All Members		
		Percent w	Percent wo	Average distance to 1 Provider
POLK	31,191	100.0	0.0	1.8
LINN	12,324	100.0	0.0	3.1
SCOTT	11,345	100.0	0.0	2.3
WOODBURY	9,171	100.0	0.0	2.2
BLACK HAWK	7,836	100.0	0.0	1.7
POTTAWATTAMIE	7,428	100.0	0.0	2.3
JOHNSON	5,583	100.0	0.0	2.8
DUBUQUE	5,033	100.0	0.0	2.9
CLINTON	3,242	100.0	0.0	3.6
MARSHALL	3,098	100.0	0.0	2.0

Provider locations



- ▲ Single Provider locations
- ▲ Multiple Provider locations

90 mile radius

Accessibility summary

Accessibility analysis specifications	
Provider group:	Otolaryngology 340 Providers at 175 locations (based on 340 records)
Member group:	IA Mems 378,908 Members
Access standard:	1provider within 60 miles
All Members:	378,908 (100.0%) 100.0% with access 0.0% without access

Average distance to a choice of Providers for all Members					
Number of Providers	1	2	3	4	5
Miles	7.1	11.0	14.8	16.9	19.5

Key geographic areas				
County	Total number of Members	All Members		
		Percent w	Percent wo	Average distance to 1 Provider
POLK	62,497	100.0	0.0	2.1
LINN	26,274	100.0	0.0	2.9
SCOTT	24,704	100.0	0.0	3.3
WOODBURY	16,660	100.0	0.0	3.4
BLACK HAWK	16,414	100.0	0.0	2.0
POTTAWATTAMIE	14,956	100.0	0.0	2.6
JOHNSON	11,560	100.0	0.0	2.0
DUBUQUE	11,002	100.0	0.0	16.8
CLINTON	7,307	100.0	0.0	4.5
DES MOINES	6,339	100.0	0.0	3.1

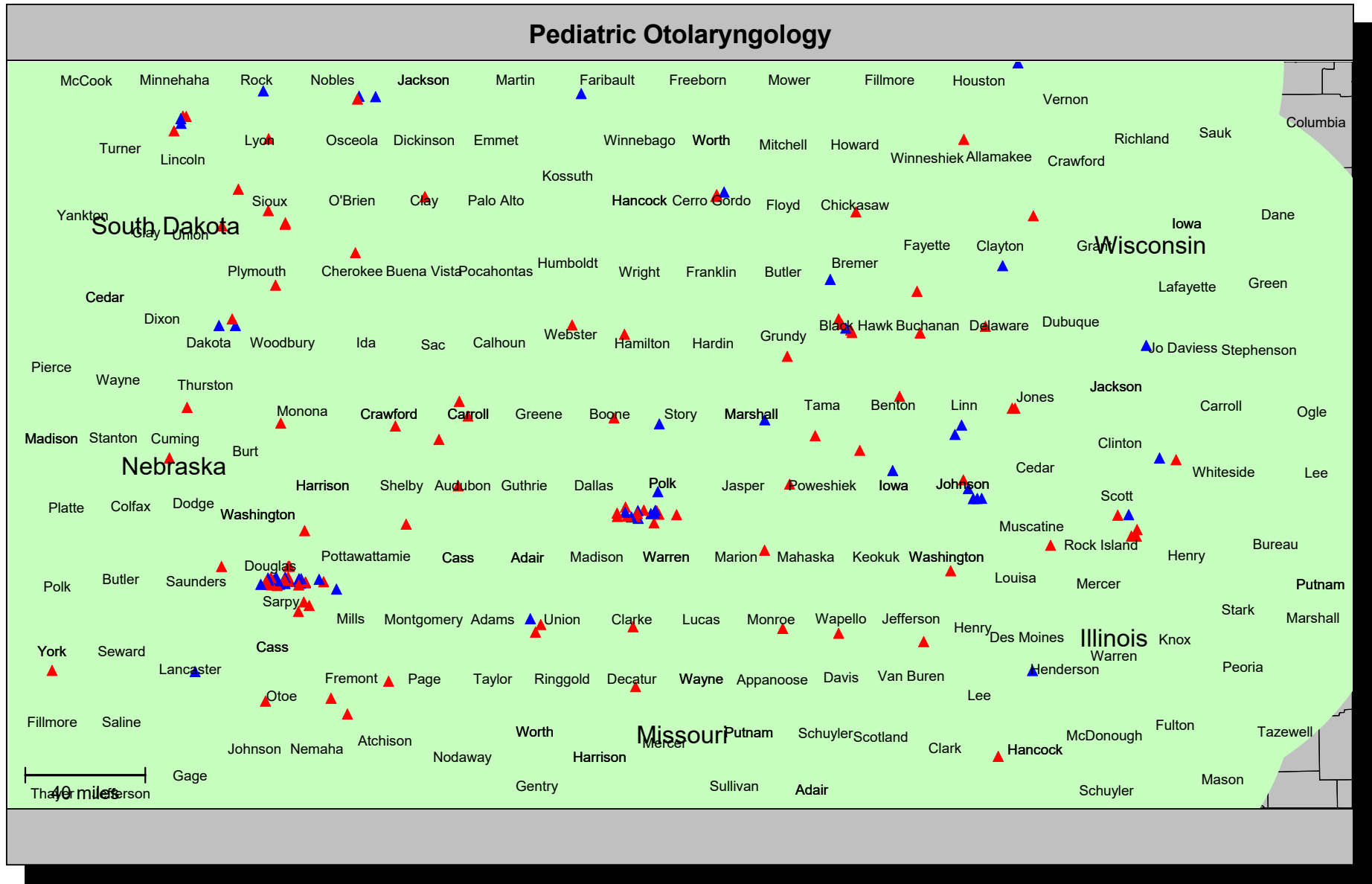
Accessibility summary

Accessibility analysis specifications	
Provider group:	Otolaryngology 340 Providers at 175 locations (based on 340 records)
Member group:	IA Mems 378,908 Members
Access standard:	1 provider within 90 miles
All Members:	378,908 (100.0%) 100.0% with access 0.0% without access

Average distance to a choice of Providers for all Members					
Number of Providers	1	2	3	4	5
Miles	7.1	11.0	14.8	16.9	19.5

Key geographic areas				
County	Total number of Members	All Members		
		Percent w	Percent wo	Average distance to 1 Provider
POLK	62,497	100.0	0.0	2.1
LINN	26,274	100.0	0.0	2.9
SCOTT	24,704	100.0	0.0	3.3
WOODBURY	16,660	100.0	0.0	3.4
BLACK HAWK	16,414	100.0	0.0	2.0
POTTAWATTAMIE	14,956	100.0	0.0	2.6
JOHNSON	11,560	100.0	0.0	2.0
DUBUQUE	11,002	100.0	0.0	16.8
CLINTON	7,307	100.0	0.0	4.5
DES MOINES	6,339	100.0	0.0	3.1

Provider locations



Accessibility summary

Accessibility analysis specifications	
Provider group:	Pediatric Otolaryngology 342 Providers at 175 locations (based on 342 records)
Member group:	IA Children Members 187,190 Members
Access standard:	1provider within 60 miles
All Members:	187,190 (100.0%) 100.0% with access 0.0% without access

Average distance to a choice of Providers for all Members					
Number of Providers	1	2	3	4	5
Miles	7.3	11.1	14.8	17.0	19.5

Key geographic areas				
County	Total number of Members	All Members		
		Percent w	wo	Average distance to 1 Provider
POLK	31,191	100.0	0.0	2.2
LINN	12,324	100.0	0.0	3.0
SCOTT	11,345	100.0	0.0	3.3
WOODBURY	9,171	100.0	0.0	3.4
BLACK HAWK	7,836	100.0	0.0	2.0
POTTAWATTAMIE	7,428	100.0	0.0	2.8
JOHNSON	5,583	100.0	0.0	2.1
DUBUQUE	5,033	100.0	0.0	17.0
CLINTON	3,242	100.0	0.0	4.6
MARSHALL	3,098	100.0	0.0	2.9

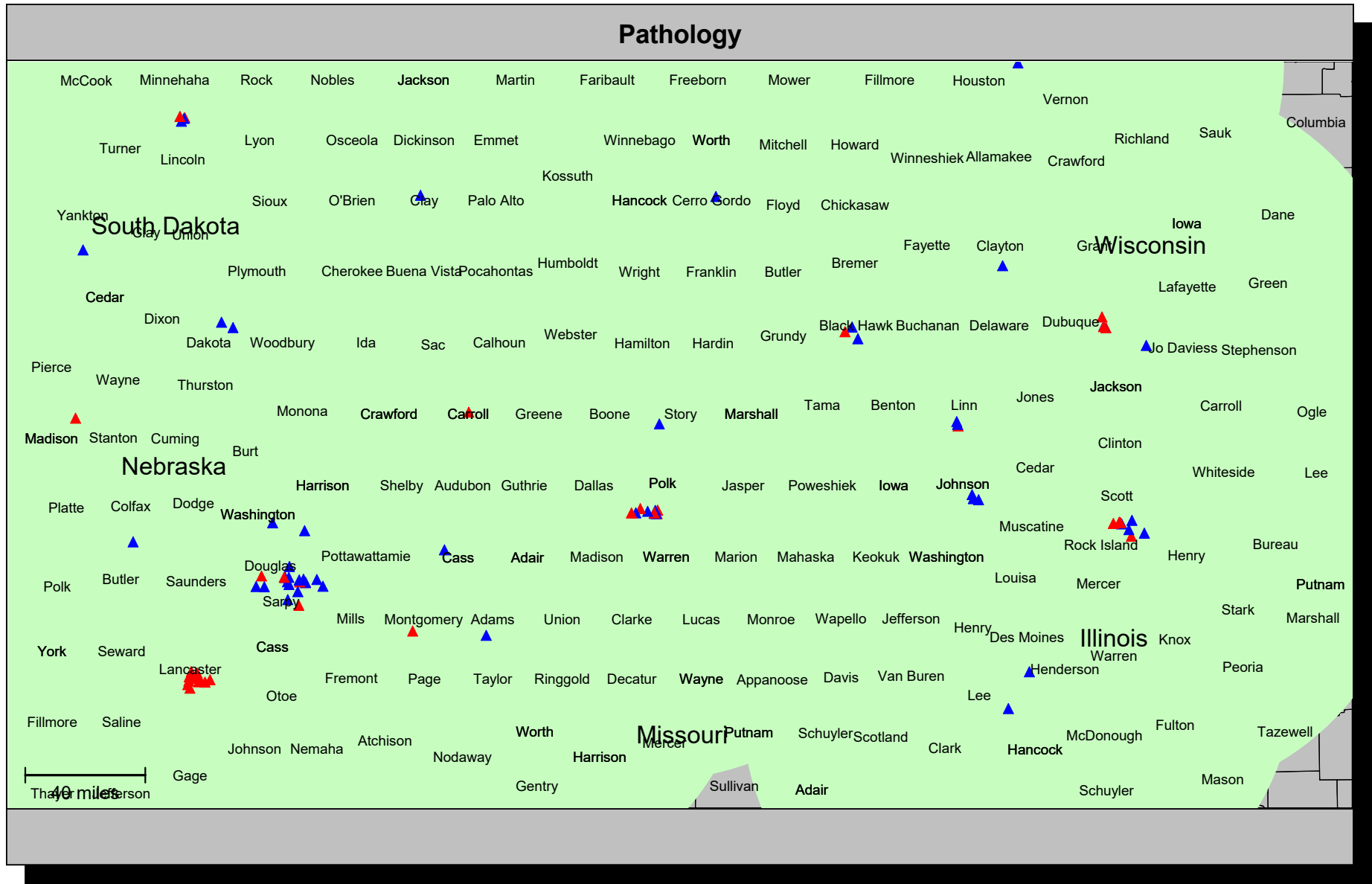
Accessibility summary

Accessibility analysis specifications	
Provider group:	Pediatric Otolaryngology 342 Providers at 175 locations (based on 342 records)
Member group:	IA Children Members 187,190 Members
Access standard:	1 provider within 90 miles
All Members:	187,190 (100.0%) 100.0% with access 0.0% without access

Average distance to a choice of Providers for all Members					
Number of Providers	1	2	3	4	5
Miles	7.3	11.1	14.8	17.0	19.5

Key geographic areas				
County	Total number of Members	All Members		
		Percent w	Percent wo	Average distance to 1 Provider
POLK	31,191	100.0	0.0	2.2
LINN	12,324	100.0	0.0	3.0
SCOTT	11,345	100.0	0.0	3.3
WOODBURY	9,171	100.0	0.0	3.4
BLACK HAWK	7,836	100.0	0.0	2.0
POTTAWATTAMIE	7,428	100.0	0.0	2.8
JOHNSON	5,583	100.0	0.0	2.1
DUBUQUE	5,033	100.0	0.0	17.0
CLINTON	3,242	100.0	0.0	4.6
MARSHALL	3,098	100.0	0.0	2.9

Provider locations



Accessibility summary

Accessibility analysis specifications	
Provider group:	Pathology 480 Providers at 88 locations (based on 480 records)
Member group:	IA Mems 378,908 Members
Access standard:	1provider within 60 miles
All Members:	378,908 (100.0%) 97.8% with access 2.2% without access

Average distance to a choice of Providers for all Members					
Number of Providers	1	2	3	4	5
Miles	15.0	16.0	16.2	19.1	19.9

Key geographic areas				
County	Total number of Members	All Members		
		Percent w	wo	Average distance to 1 Provider
POLK	62,497	100.0	0.0	3.1
LINN	26,274	100.0	0.0	4.1
SCOTT	24,704	100.0	0.0	2.2
WOODBURY	16,660	100.0	0.0	3.9
BLACK HAWK	16,414	100.0	0.0	2.3
POTTAWATTAMIE	14,956	100.0	0.0	2.9
JOHNSON	11,560	100.0	0.0	2.8
DUBUQUE	11,002	100.0	0.0	2.5
CLINTON	7,307	100.0	0.0	24.4
DES MOINES	6,339	100.0	0.0	3.8

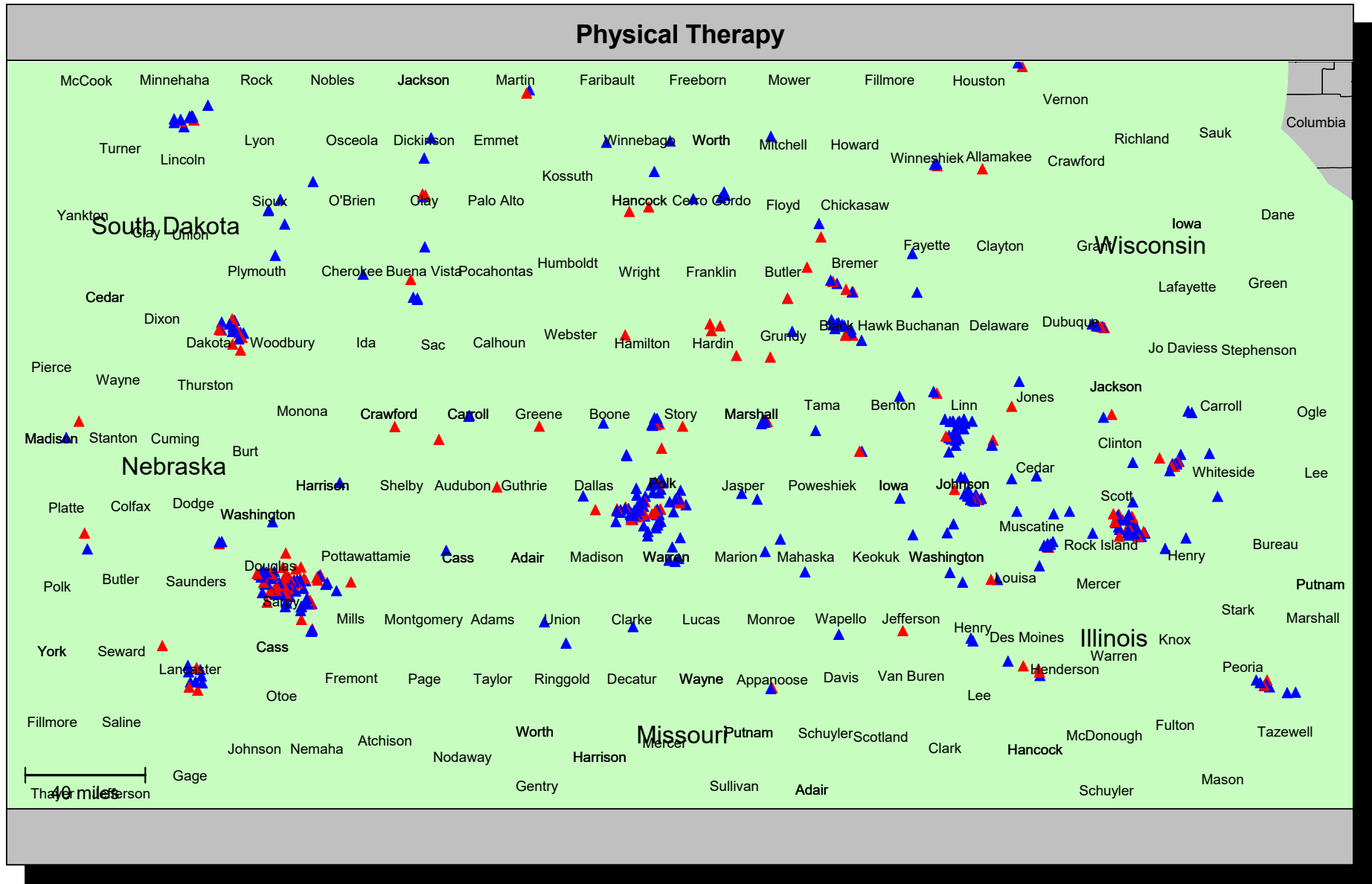
Accessibility summary

Accessibility analysis specifications	
Provider group:	Pathology 480 Providers at 88 locations (based on 480 records)
Member group:	IA Mems 378,908 Members
Access standard:	1 provider within 90 miles
All Members:	378,908 (100.0%) 100.0% with access 0.0% without access

Average distance to a choice of Providers for all Members					
Number of Providers	1	2	3	4	5
Miles	15.0	16.0	16.2	19.1	19.9

Key geographic areas				
County	Total number of Members	All Members		
		Percent w	wo	Average distance to 1 Provider
POLK	62,497	100.0	0.0	3.1
LINN	26,274	100.0	0.0	4.1
SCOTT	24,704	100.0	0.0	2.2
WOODBURY	16,660	100.0	0.0	3.9
BLACK HAWK	16,414	100.0	0.0	2.3
POTTAWATTAMIE	14,956	100.0	0.0	2.9
JOHNSON	11,560	100.0	0.0	2.8
DUBUQUE	11,002	100.0	0.0	2.5
CLINTON	7,307	100.0	0.0	24.4
DES MOINES	6,339	100.0	0.0	3.8

Provider locations



- ▲ Single Provider locations
- ▲ Multiple Provider locations

□ 90 mile radius

Accessibility summary

Accessibility analysis specifications	
Provider group:	Physical Therapy 7,664 Providers at 528 locations (based on 7,664 records)
Member group:	IA Mems 378,908 Members
Access standard:	1provider within 60 miles
All Members:	378,908 (100.0%) 100.0% with access 0.0% without access

Average distance to a choice of Providers for all Members					
Number of Providers	1	2	3	4	5
Miles	5.2	6.1	6.6	7.1	7.8

Key geographic areas				
County	Total number of Members	All Members		
		Percent w	wo	Average distance to 1 Provider
POLK	62,497	100.0	0.0	1.0
LINN	26,274	100.0	0.0	1.1
SCOTT	24,704	100.0	0.0	1.3
WOODBURY	16,660	100.0	0.0	2.1
BLACK HAWK	16,414	100.0	0.0	1.4
POTTAWATTAMIE	14,956	100.0	0.0	2.3
JOHNSON	11,560	100.0	0.0	1.3
DUBUQUE	11,002	100.0	0.0	2.0
CLINTON	7,307	100.0	0.0	1.8
DES MOINES	6,339	100.0	0.0	1.7

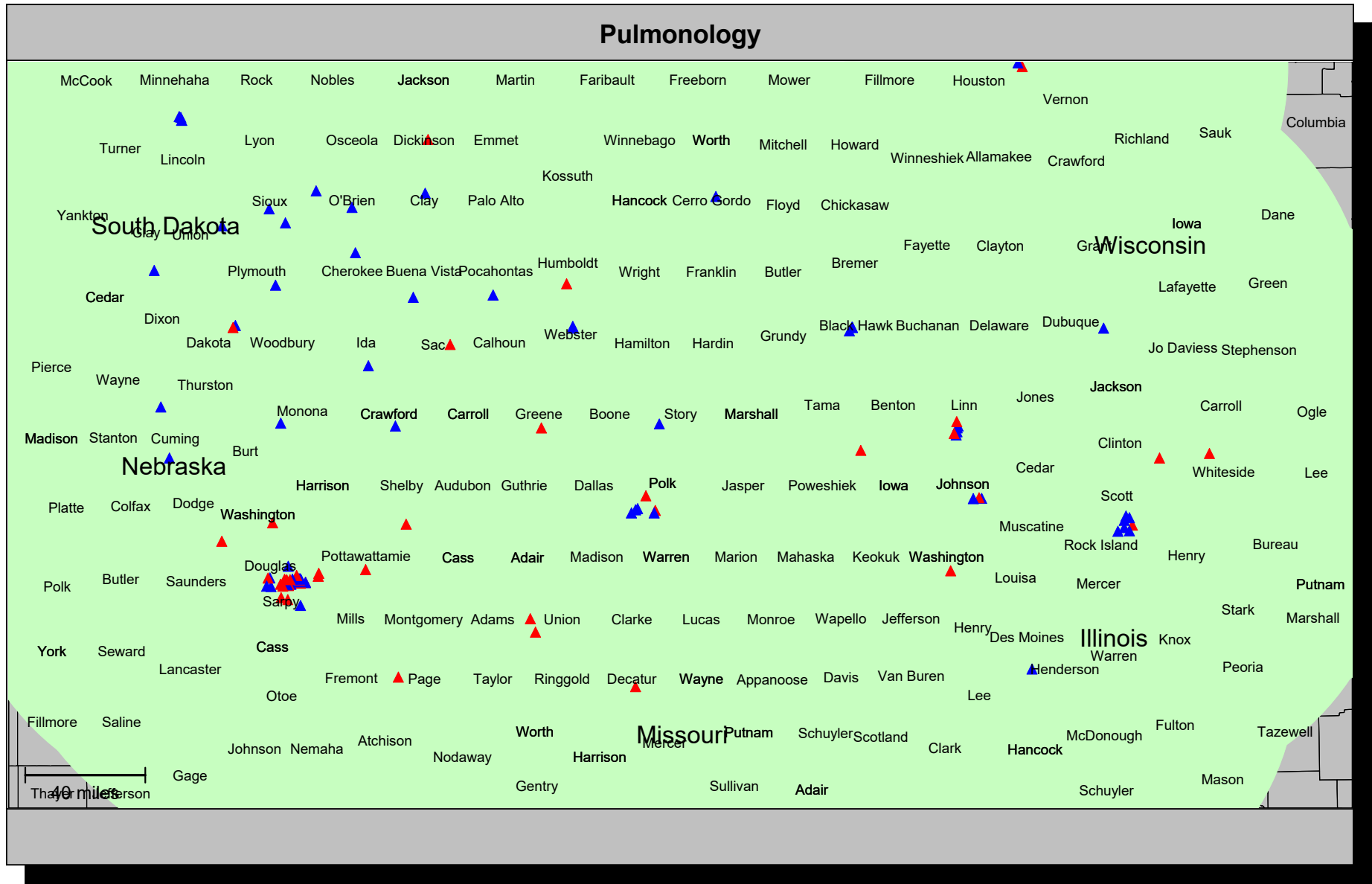
Accessibility summary

Accessibility analysis specifications	
Provider group:	Physical Therapy 7,664 Providers at 528 locations (based on 7,664 records)
Member group:	IA Mems 378,908 Members
Access standard:	1 provider within 90 miles
All Members:	378,908 (100.0%) 100.0% with access 0.0% without access

Average distance to a choice of Providers for all Members					
Number of Providers	1	2	3	4	5
Miles	5.2	6.1	6.6	7.1	7.8

Key geographic areas				
County	Total number of Members	All Members		
		Percent w	wo	Average distance to 1 Provider
POLK	62,497	100.0	0.0	1.0
LINN	26,274	100.0	0.0	1.1
SCOTT	24,704	100.0	0.0	1.3
WOODBURY	16,660	100.0	0.0	2.1
BLACK HAWK	16,414	100.0	0.0	1.4
POTTAWATTAMIE	14,956	100.0	0.0	2.3
JOHNSON	11,560	100.0	0.0	1.3
DUBUQUE	11,002	100.0	0.0	2.0
CLINTON	7,307	100.0	0.0	1.8
DES MOINES	6,339	100.0	0.0	1.7

Provider locations



Accessibility summary

Accessibility analysis specifications	
Provider group:	Pulmonology 334 Providers at 114 locations (based on 334 records)
Member group:	IA Mems 378,908 Members
Access standard:	1provider within 60 miles
All Members:	378,908 (100.0%) 100.0% with access 0.0% without access

Average distance to a choice of Providers for all Members					
Number of Providers	1	2	3	4	5
Miles	11.4	13.9	17.6	19.0	21.3

Key geographic areas				
County	Total number of Members	All Members		
		Percent w	wo	Average distance to 1 Provider
POLK	62,497	100.0	0.0	3.3
LINN	26,274	100.0	0.0	2.7
SCOTT	24,704	100.0	0.0	2.8
WOODBURY	16,660	100.0	0.0	3.0
BLACK HAWK	16,414	100.0	0.0	2.6
POTTAWATTAMIE	14,956	100.0	0.0	2.6
JOHNSON	11,560	100.0	0.0	3.3
DUBUQUE	11,002	100.0	0.0	3.0
CLINTON	7,307	100.0	0.0	7.9
DES MOINES	6,339	100.0	0.0	3.3


Accessibility summary

Accessibility analysis specifications	
Provider group:	Pulmonology 334 Providers at 114 locations (based on 334 records)
Member group:	IA Mems 378,908 Members
Access standard:	1 provider within 90 miles
All Members:	378,908 (100.0%) 100.0% with access 0.0% without access

Average distance to a choice of Providers for all Members					
Number of Providers	1	2	3	4	5
Miles	11.4	13.9	17.6	19.0	21.3

Key geographic areas				
County	Total number of Members	All Members		
		Percent w	Percent wo	Average distance to 1 Provider
POLK	62,497	100.0	0.0	3.3
LINN	26,274	100.0	0.0	2.7
SCOTT	24,704	100.0	0.0	2.8
WOODBURY	16,660	100.0	0.0	3.0
BLACK HAWK	16,414	100.0	0.0	2.6
POTTAWATTAMIE	14,956	100.0	0.0	2.6
JOHNSON	11,560	100.0	0.0	3.3
DUBUQUE	11,002	100.0	0.0	3.0
CLINTON	7,307	100.0	0.0	7.9
DES MOINES	6,339	100.0	0.0	3.3

Provider locations



- ▲ Single Provider locations
- ▲ Multiple Provider locations

90 mile radius

Accessibility summary

Accessibility analysis specifications	
Provider group:	Pediatric Pulmonology 402 Providers at 140 locations (based on 402 records)
Member group:	IA Children Members 187,190 Members
Access standard:	1provider within 60 miles
All Members:	187,190 (100.0%) 100.0% with access 0.0% without access

Average distance to a choice of Providers for all Members					
Number of Providers	1	2	3	4	5
Miles	12.2	16.6	18.5	19.2	21.2

Key geographic areas				
County	Total number of Members	All Members		
		Percent w	wo	Average distance to 1 Provider
POLK	31,191	100.0	0.0	3.3
LINN	12,324	100.0	0.0	2.8
SCOTT	11,345	100.0	0.0	2.9
WOODBURY	9,171	100.0	0.0	3.0
BLACK HAWK	7,836	100.0	0.0	2.6
POTTAWATTAMIE	7,428	100.0	0.0	2.7
JOHNSON	5,583	100.0	0.0	2.6
DUBUQUE	5,033	100.0	0.0	3.2
CLINTON	3,242	100.0	0.0	8.0
MARSHALL	3,098	100.0	0.0	32.6


Accessibility summary

Accessibility analysis specifications	
Provider group:	Pediatric Pulmonology 402 Providers at 140 locations (based on 402 records)
Member group:	IA Children Members 187,190 Members
Access standard:	1 provider within 90 miles
All Members:	187,190 (100.0%) 100.0% with access 0.0% without access

Average distance to a choice of Providers for all Members					
Number of Providers	1	2	3	4	5
Miles	12.2	16.6	18.5	19.2	21.2

Key geographic areas				
County	Total number of Members	All Members		
		Percent w	Percent wo	Average distance to 1 Provider
POLK	31,191	100.0	0.0	3.3
LINN	12,324	100.0	0.0	2.8
SCOTT	11,345	100.0	0.0	2.9
WOODBURY	9,171	100.0	0.0	3.0
BLACK HAWK	7,836	100.0	0.0	2.6
POTTAWATTAMIE	7,428	100.0	0.0	2.7
JOHNSON	5,583	100.0	0.0	2.6
DUBUQUE	5,033	100.0	0.0	3.2
CLINTON	3,242	100.0	0.0	8.0
MARSHALL	3,098	100.0	0.0	32.6

Provider locations



Accessibility summary

Accessibility analysis specifications	
Provider group:	Psychiatry 1,074 Providers at 306 locations (based on 1,074 records)
Member group:	IA Mems 378,908 Members
Access standard:	1provider within 60 miles
All Members:	378,908 (100.0%) 100.0% with access 0.0% without access

Average distance to a choice of Providers for all Members					
Number of Providers	1	2	3	4	5
Miles	6.3	8.3	9.3	10.4	11.2

Key geographic areas				
County	Total number of Members	All Members		
		Percent w	wo	Average distance to 1 Provider
POLK	62,497	100.0	0.0	1.6
LINN	26,274	100.0	0.0	2.3
SCOTT	24,704	100.0	0.0	1.9
WOODBURY	16,660	100.0	0.0	2.1
BLACK HAWK	16,414	100.0	0.0	1.9
POTTAWATTAMIE	14,956	100.0	0.0	2.0
JOHNSON	11,560	100.0	0.0	2.3
DUBUQUE	11,002	100.0	0.0	2.0
CLINTON	7,307	100.0	0.0	4.5
DES MOINES	6,339	100.0	0.0	1.8

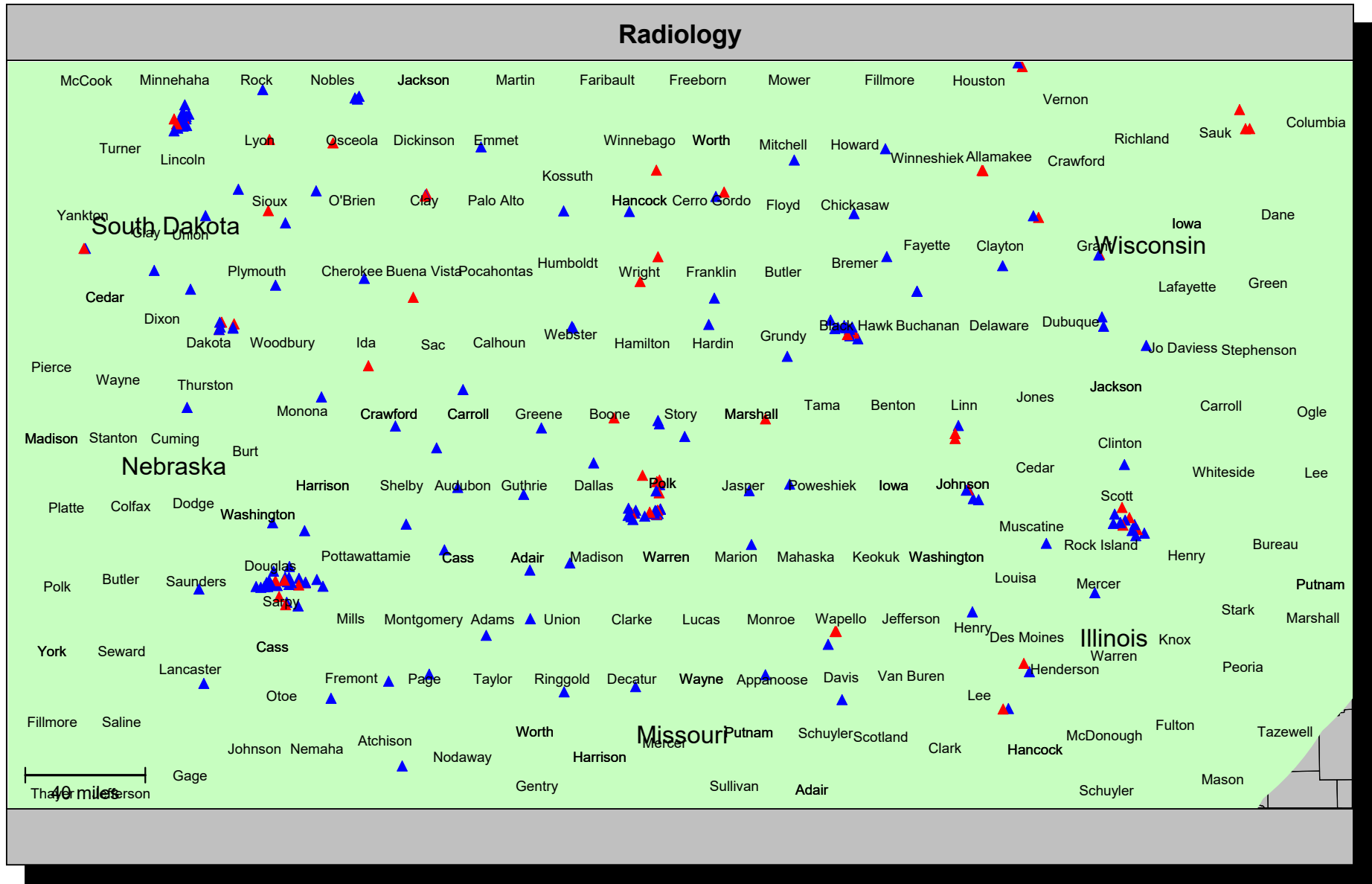
Accessibility summary

Accessibility analysis specifications	
Provider group:	Psychiatry 1,074 Providers at 306 locations (based on 1,074 records)
Member group:	IA Mems 378,908 Members
Access standard:	1 provider within 90 miles
All Members:	378,908 (100.0%) 100.0% with access 0.0% without access

Average distance to a choice of Providers for all Members					
Number of Providers	1	2	3	4	5
Miles	6.3	8.3	9.3	10.4	11.2

Key geographic areas				
County	Total number of Members	All Members		
		Percent w	Percent wo	Average distance to 1 Provider
POLK	62,497	100.0	0.0	1.6
LINN	26,274	100.0	0.0	2.3
SCOTT	24,704	100.0	0.0	1.9
WOODBURY	16,660	100.0	0.0	2.1
BLACK HAWK	16,414	100.0	0.0	1.9
POTTAWATTAMIE	14,956	100.0	0.0	2.0
JOHNSON	11,560	100.0	0.0	2.3
DUBUQUE	11,002	100.0	0.0	2.0
CLINTON	7,307	100.0	0.0	4.5
DES MOINES	6,339	100.0	0.0	1.8

Provider locations



- ▲ Single Provider locations
- ▲ Multiple Provider locations

□ 90 mile radius

Accessibility summary

Accessibility analysis specifications	
Provider group:	Radiology 2,717 Providers at 312 locations (based on 2,717 records)
Member group:	IA Mems 378,908 Members
Access standard:	1provider within 60 miles
All Members:	378,908 (100.0%) 100.0% with access 0.0% without access

Average distance to a choice of Providers for all Members					
Number of Providers	1	2	3	4	5
Miles	6.1	6.9	7.3	7.6	8.0

Key geographic areas				
County	Total number of Members	All Members		
		Percent w	wo	Average distance to 1 Provider
POLK	62,497	100.0	0.0	2.3
LINN	26,274	100.0	0.0	2.9
SCOTT	24,704	100.0	0.0	1.7
WOODBURY	16,660	100.0	0.0	2.9
BLACK HAWK	16,414	100.0	0.0	1.3
POTTAWATTAMIE	14,956	100.0	0.0	2.6
JOHNSON	11,560	100.0	0.0	2.2
DUBUQUE	11,002	100.0	0.0	2.7
CLINTON	7,307	100.0	0.0	15.3
DES MOINES	6,339	100.0	0.0	3.5

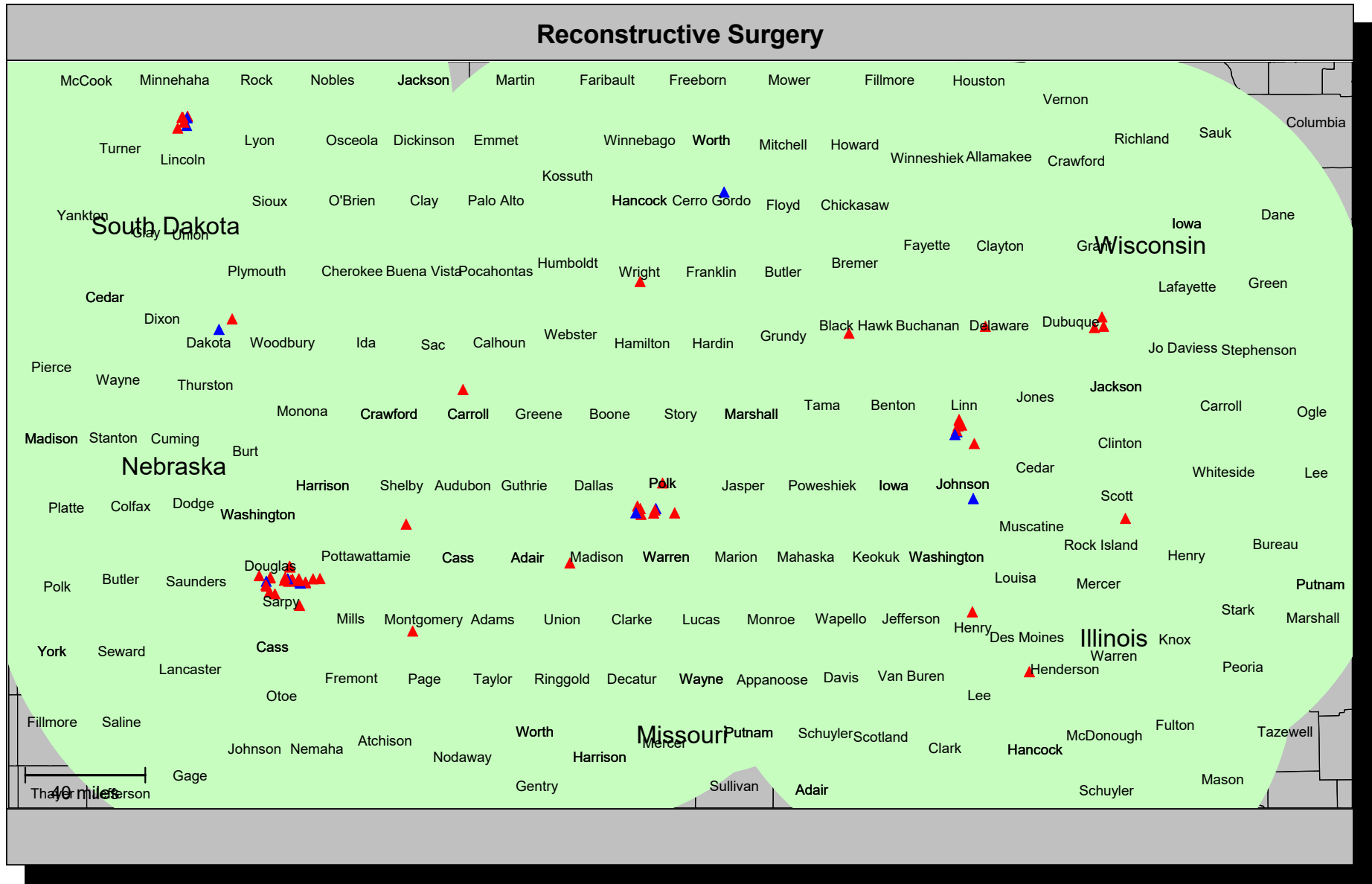
Accessibility summary

Accessibility analysis specifications	
Provider group:	Radiology 2,717 Providers at 312 locations (based on 2,717 records)
Member group:	IA Mems 378,908 Members
Access standard:	1 provider within 90 miles
All Members:	378,908 (100.0%) 100.0% with access 0.0% without access

Average distance to a choice of Providers for all Members					
Number of Providers	1	2	3	4	5
Miles	6.1	6.9	7.3	7.6	8.0

Key geographic areas				
County	Total number of Members	All Members		
		Percent w	wo	Average distance to 1 Provider
POLK	62,497	100.0	0.0	2.3
LINN	26,274	100.0	0.0	2.9
SCOTT	24,704	100.0	0.0	1.7
WOODBURY	16,660	100.0	0.0	2.9
BLACK HAWK	16,414	100.0	0.0	1.3
POTTAWATTAMIE	14,956	100.0	0.0	2.6
JOHNSON	11,560	100.0	0.0	2.2
DUBUQUE	11,002	100.0	0.0	2.7
CLINTON	7,307	100.0	0.0	15.3
DES MOINES	6,339	100.0	0.0	3.5

Provider locations



- ▲ Single Provider locations
- ▲ Multiple Provider locations

□ 90 mile radius

Accessibility summary

Accessibility analysis specifications	
Provider group:	Reconstructive Surgery 104 Providers at 74 locations (based on 104 records)
Member group:	IA Mems 378,908 Members
Access standard:	1provider within 60 miles
All Members:	378,908 (100.0%) 98.1% with access 1.9% without access

Average distance to a choice of Providers for all Members					
Number of Providers	1	2	3	4	5
Miles	15.5	26.0	29.6	35.5	38.9

Key geographic areas				
County	Total number of Members	All Members		
		Percent w	wo	Average distance to 1 Provider
POLK	62,497	100.0	0.0	2.5
LINN	26,274	100.0	0.0	2.5
SCOTT	24,704	100.0	0.0	4.0
WOODBURY	16,660	100.0	0.0	5.2
BLACK HAWK	16,414	100.0	0.0	3.4
POTTAWATTAMIE	14,956	100.0	0.0	2.5
JOHNSON	11,560	100.0	0.0	3.6
DUBUQUE	11,002	100.0	0.0	2.2
CLINTON	7,307	100.0	0.0	25.0
DES MOINES	6,339	100.0	0.0	3.8


Accessibility summary

Accessibility analysis specifications	
Provider group:	Reconstructive Surgery 104 Providers at 74 locations (based on 104 records)
Member group:	IA Mems 378,908 Members
Access standard:	1 provider within 90 miles
All Members:	378,908 (100.0%) 100.0% with access 0.0% without access

Average distance to a choice of Providers for all Members					
Number of Providers	1	2	3	4	5
Miles	15.5	26.0	29.6	35.5	38.9

Key geographic areas				
County	Total number of Members	All Members		
		Percent w	Percent wo	Average distance to 1 Provider
POLK	62,497	100.0	0.0	2.5
LINN	26,274	100.0	0.0	2.5
SCOTT	24,704	100.0	0.0	4.0
WOODBURY	16,660	100.0	0.0	5.2
BLACK HAWK	16,414	100.0	0.0	3.4
POTTAWATTAMIE	14,956	100.0	0.0	2.5
JOHNSON	11,560	100.0	0.0	3.6
DUBUQUE	11,002	100.0	0.0	2.2
CLINTON	7,307	100.0	0.0	25.0
DES MOINES	6,339	100.0	0.0	3.8

Provider locations



Accessibility summary

Accessibility analysis specifications	
Provider group:	Rheumatology 92 Providers at 49 locations (based on 92 records)
Member group:	IA Mems 378,908 Members
Access standard:	1provider within 60 miles
All Members:	378,908 (100.0%) 99.6% with access 0.4% without access

Average distance to a choice of Providers for all Members					
Number of Providers	1	2	3	4	5
Miles	16.2	26.5	31.6	34.8	39.2

Key geographic areas				
County	Total number of Members	All Members		
		Percent w	wo	Average distance to 1 Provider
POLK	62,497	100.0	0.0	8.5
LINN	26,274	100.0	0.0	4.7
SCOTT	24,704	100.0	0.0	4.2
WOODBURY	16,660	100.0	0.0	4.4
BLACK HAWK	16,414	100.0	0.0	4.1
POTTAWATTAMIE	14,956	100.0	0.0	3.0
JOHNSON	11,560	100.0	0.0	3.6
DUBUQUE	11,002	100.0	0.0	38.4
CLINTON	7,307	100.0	0.0	27.7
DES MOINES	6,339	100.0	0.0	3.7


Accessibility summary

Accessibility analysis specifications	
Provider group:	Rheumatology 92 Providers at 49 locations (based on 92 records)
Member group:	IA Mems 378,908 Members
Access standard:	1 provider within 90 miles
All Members:	378,908 (100.0%) 100.0% with access 0.0% without access

Average distance to a choice of Providers for all Members					
Number of Providers	1	2	3	4	5
Miles	16.2	26.5	31.6	34.8	39.2

Key geographic areas				
County	Total number of Members	All Members		
		Percent w	wo	Average distance to 1 Provider
POLK	62,497	100.0	0.0	8.5
LINN	26,274	100.0	0.0	4.7
SCOTT	24,704	100.0	0.0	4.2
WOODBURY	16,660	100.0	0.0	4.4
BLACK HAWK	16,414	100.0	0.0	4.1
POTTAWATTAMIE	14,956	100.0	0.0	3.0
JOHNSON	11,560	100.0	0.0	3.6
DUBUQUE	11,002	100.0	0.0	38.4
CLINTON	7,307	100.0	0.0	27.7
DES MOINES	6,339	100.0	0.0	3.7

Provider locations



Accessibility summary

Accessibility analysis specifications	
Provider group:	Pediatric Rheumatology 114 Providers at 58 locations (based on 114 records)
Member group:	IA Children Members 187,190 Members
Access standard:	1provider within 60 miles
All Members:	187,190 (100.0%) 99.6% with access 0.4% without access

Average distance to a choice of Providers for all Members					
Number of Providers	1	2	3	4	5
Miles	16.5	26.4	31.6	34.8	38.9

Key geographic areas				
County	Total number of Members	All Members		
		Percent w	wo	Average distance to 1 Provider
POLK	31,191	100.0	0.0	8.6
LINN	12,324	100.0	0.0	4.8
SCOTT	11,345	100.0	0.0	4.4
WOODBURY	9,171	100.0	0.0	4.5
BLACK HAWK	7,836	100.0	0.0	4.2
POTTAWATTAMIE	7,428	100.0	0.0	3.2
JOHNSON	5,583	100.0	0.0	2.9
DUBUQUE	5,033	100.0	0.0	38.1
CLINTON	3,242	100.0	0.0	27.7
MARSHALL	3,098	100.0	0.0	36.1

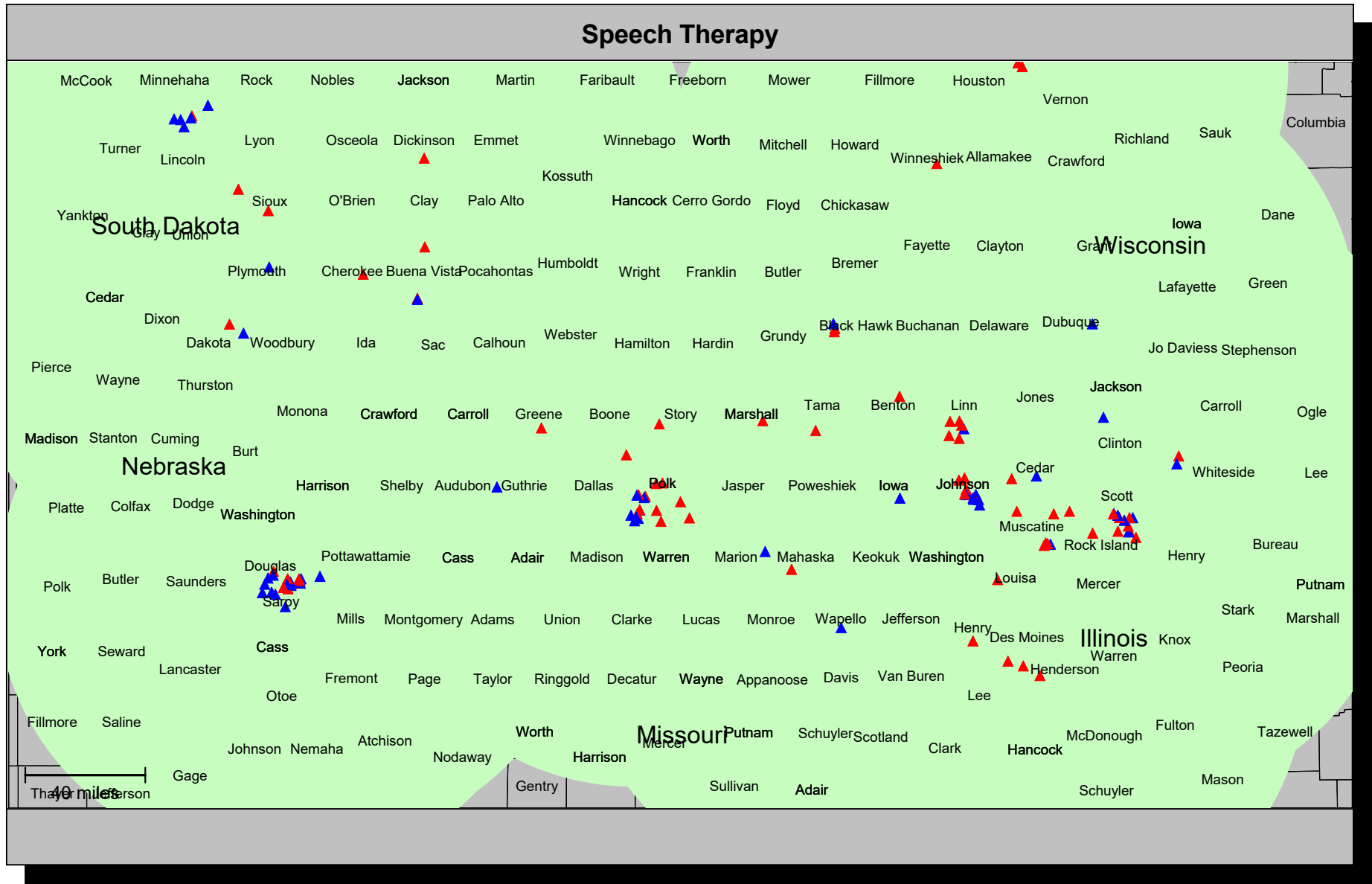
Accessibility summary

Accessibility analysis specifications	
Provider group:	Pediatric Rheumatology 114 Providers at 58 locations (based on 114 records)
Member group:	IA Children Members 187,190 Members
Access standard:	1 provider within 90 miles
All Members:	187,190 (100.0%) 100.0% with access 0.0% without access

Average distance to a choice of Providers for all Members					
Number of Providers	1	2	3	4	5
Miles	16.5	26.4	31.6	34.8	38.9

Key geographic areas				
County	Total number of Members	All Members		
		Percent w	Percent wo	Average distance to 1 Provider
POLK	31,191	100.0	0.0	8.6
LINN	12,324	100.0	0.0	4.8
SCOTT	11,345	100.0	0.0	4.4
WOODBURY	9,171	100.0	0.0	4.5
BLACK HAWK	7,836	100.0	0.0	4.2
POTTAWATTAMIE	7,428	100.0	0.0	3.2
JOHNSON	5,583	100.0	0.0	2.9
DUBUQUE	5,033	100.0	0.0	38.1
CLINTON	3,242	100.0	0.0	27.7
MARSHALL	3,098	100.0	0.0	36.1

Provider locations



Accessibility summary

Accessibility analysis specifications	
Provider group:	Speech Therapy 297 Providers at 127 locations (based on 297 records)
Member group:	IA Mems 378,908 Members
Access standard:	1provider within 60 miles
All Members:	378,908 (100.0%) 98.4% with access 1.6% without access

Average distance to a choice of Providers for all Members					
Number of Providers	1	2	3	4	5
Miles	11.9	14.6	16.4	18.5	20.3

Key geographic areas				
County	Total number of Members	All Members		
		Percent w	wo	Average distance to 1 Provider
POLK	62,497	100.0	0.0	1.9
LINN	26,274	100.0	0.0	2.3
SCOTT	24,704	100.0	0.0	2.0
WOODBURY	16,660	100.0	0.0	3.1
BLACK HAWK	16,414	100.0	0.0	5.5
POTTAWATTAMIE	14,956	100.0	0.0	4.3
JOHNSON	11,560	100.0	0.0	1.5
DUBUQUE	11,002	100.0	0.0	4.5
CLINTON	7,307	100.0	0.0	4.1
DES MOINES	6,339	100.0	0.0	2.3

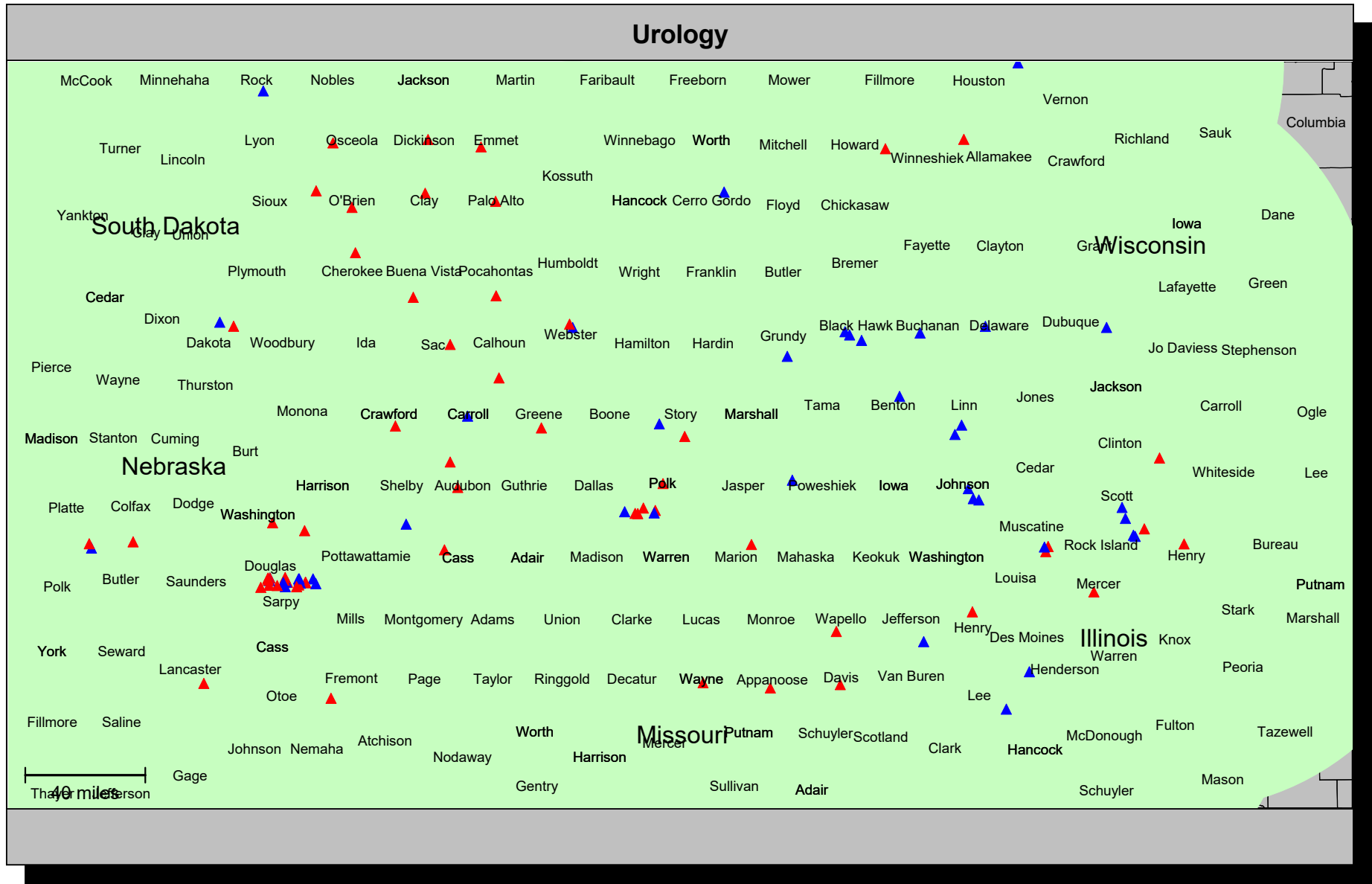
Accessibility summary

Accessibility analysis specifications	
Provider group:	Speech Therapy 297 Providers at 127 locations (based on 297 records)
Member group:	IA Mems 378,908 Members
Access standard:	1 provider within 90 miles
All Members:	378,908 (100.0%) 100.0% with access 0.0% without access

Average distance to a choice of Providers for all Members					
Number of Providers	1	2	3	4	5
Miles	11.9	14.6	16.4	18.5	20.3

Key geographic areas				
County	Total number of Members	All Members		
		Percent w	wo	Average distance to 1 Provider
POLK	62,497	100.0	0.0	1.9
LINN	26,274	100.0	0.0	2.3
SCOTT	24,704	100.0	0.0	2.0
WOODBURY	16,660	100.0	0.0	3.1
BLACK HAWK	16,414	100.0	0.0	5.5
POTTAWATTAMIE	14,956	100.0	0.0	4.3
JOHNSON	11,560	100.0	0.0	1.5
DUBUQUE	11,002	100.0	0.0	4.5
CLINTON	7,307	100.0	0.0	4.1
DES MOINES	6,339	100.0	0.0	2.3

Provider locations



- ▲ Single Provider locations
- ▲ Multiple Provider locations

□ 90 mile radius

Accessibility summary

Accessibility analysis specifications	
Provider group:	Urology 271 Providers at 112 locations (based on 271 records)
Member group:	IA Mems 378,908 Members
Access standard:	1provider within 60 miles
All Members:	378,908 (100.0%) 100.0% with access 0.0% without access

Average distance to a choice of Providers for all Members					
Number of Providers	1	2	3	4	5
Miles	8.4	11.4	13.3	16.5	18.8

Key geographic areas				
County	Total number of Members	All Members		
		Percent w	wo	Average distance to 1 Provider
POLK	62,497	100.0	0.0	2.9
LINN	26,274	100.0	0.0	3.0
SCOTT	24,704	100.0	0.0	3.7
WOODBURY	16,660	100.0	0.0	3.7
BLACK HAWK	16,414	100.0	0.0	2.9
POTTAWATTAMIE	14,956	100.0	0.0	2.7
JOHNSON	11,560	100.0	0.0	2.3
DUBUQUE	11,002	100.0	0.0	3.2
CLINTON	7,307	100.0	0.0	7.8
DES MOINES	6,339	100.0	0.0	3.8


Accessibility summary

Accessibility analysis specifications	
Provider group:	Urology 271 Providers at 112 locations (based on 271 records)
Member group:	IA Mems 378,908 Members
Access standard:	1 provider within 90 miles
All Members:	378,908 (100.0%) 100.0% with access 0.0% without access

Average distance to a choice of Providers for all Members					
Number of Providers	1	2	3	4	5
Miles	8.4	11.4	13.3	16.5	18.8

Key geographic areas				
County	Total number of Members	All Members		
		Percent w	Percent wo	Average distance to 1 Provider
POLK	62,497	100.0	0.0	2.9
LINN	26,274	100.0	0.0	3.0
SCOTT	24,704	100.0	0.0	3.7
WOODBURY	16,660	100.0	0.0	3.7
BLACK HAWK	16,414	100.0	0.0	2.9
POTTAWATTAMIE	14,956	100.0	0.0	2.7
JOHNSON	11,560	100.0	0.0	2.3
DUBUQUE	11,002	100.0	0.0	3.2
CLINTON	7,307	100.0	0.0	7.8
DES MOINES	6,339	100.0	0.0	3.8

Provider locations



Accessibility summary

Accessibility analysis specifications	
Provider group:	Pediatric Urology 278 Providers at 113 locations (based on 278 records)
Member group:	IA Children Members 187,190 Members
Access standard:	1provider within 60 miles
All Members:	187,190 (100.0%) 100.0% with access 0.0% without access

Average distance to a choice of Providers for all Members					
Number of Providers	1	2	3	4	5
Miles	8.6	11.7	13.5	16.7	19.0

Key geographic areas				
County	Total number of Members	All Members		
		Percent w	wo	Average distance to 1 Provider
POLK	31,191	100.0	0.0	3.0
LINN	12,324	100.0	0.0	3.0
SCOTT	11,345	100.0	0.0	3.8
WOODBURY	9,171	100.0	0.0	3.8
BLACK HAWK	7,836	100.0	0.0	2.8
POTTAWATTAMIE	7,428	100.0	0.0	2.8
JOHNSON	5,583	100.0	0.0	2.5
DUBUQUE	5,033	100.0	0.0	3.4
CLINTON	3,242	100.0	0.0	7.9
MARSHALL	3,098	100.0	0.0	20.9

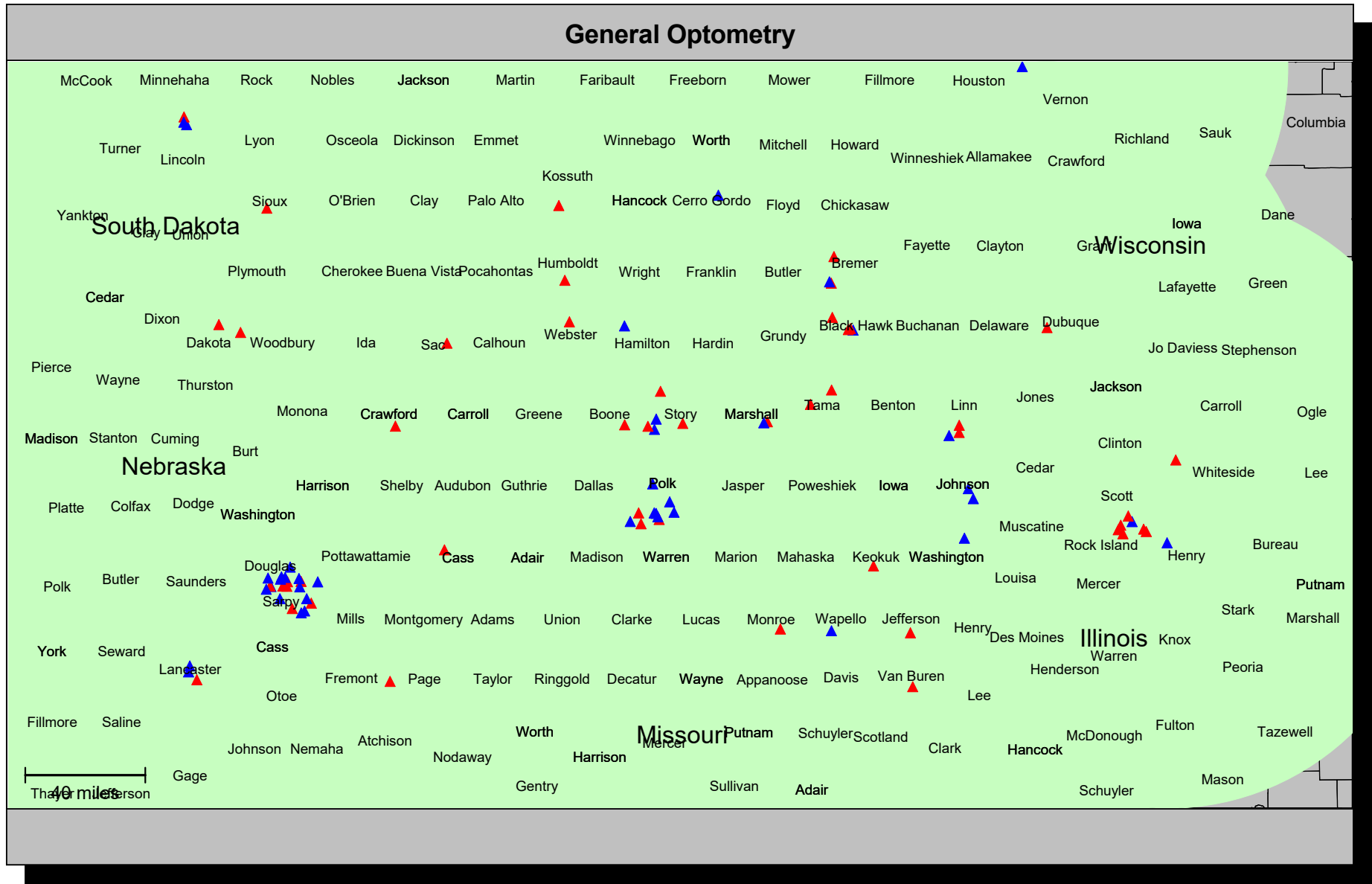
Accessibility summary

Accessibility analysis specifications	
Provider group:	Pediatric Urology 278 Providers at 113 locations (based on 278 records)
Member group:	IA Children Members 187,190 Members
Access standard:	1 provider within 90 miles
All Members:	187,190 (100.0%) 100.0% with access 0.0% without access

Average distance to a choice of Providers for all Members					
Number of Providers	1	2	3	4	5
Miles	8.6	11.7	13.5	16.7	19.0

Key geographic areas				
County	Total number of Members	All Members		
		Percent w	Percent wo	Average distance to 1 Provider
POLK	31,191	100.0	0.0	3.0
LINN	12,324	100.0	0.0	3.0
SCOTT	11,345	100.0	0.0	3.8
WOODBURY	9,171	100.0	0.0	3.8
BLACK HAWK	7,836	100.0	0.0	2.8
POTTAWATTAMIE	7,428	100.0	0.0	2.8
JOHNSON	5,583	100.0	0.0	2.5
DUBUQUE	5,033	100.0	0.0	3.4
CLINTON	3,242	100.0	0.0	7.9
MARSHALL	3,098	100.0	0.0	20.9

Provider locations



Accessibility summary

Accessibility analysis specifications	
Provider group:	General Optometry 200 Providers at 90 locations (based on 200 records)
Member group:	IA Mems 378,908 Members
Access standard:	1provider within 60 miles
All Members:	378,908 (100.0%) 99.9% with access 0.1% without access

Average distance to a choice of Providers for all Members					
Number of Providers	1	2	3	4	5
Miles	11.3	16.4	21.1	23.5	26.3

Key geographic areas				
County	Total number of Members	All Members		
		Percent w	wo	Average distance to 1 Provider
POLK	62,497	100.0	0.0	2.3
LINN	26,274	100.0	0.0	2.6
SCOTT	24,704	100.0	0.0	2.6
WOODBURY	16,660	100.0	0.0	4.3
BLACK HAWK	16,414	100.0	0.0	2.1
POTTAWATTAMIE	14,956	100.0	0.0	3.4
JOHNSON	11,560	100.0	0.0	2.7
DUBUQUE	11,002	100.0	0.0	17.9
CLINTON	7,307	100.0	0.0	5.5
DES MOINES	6,339	100.0	0.0	42.4

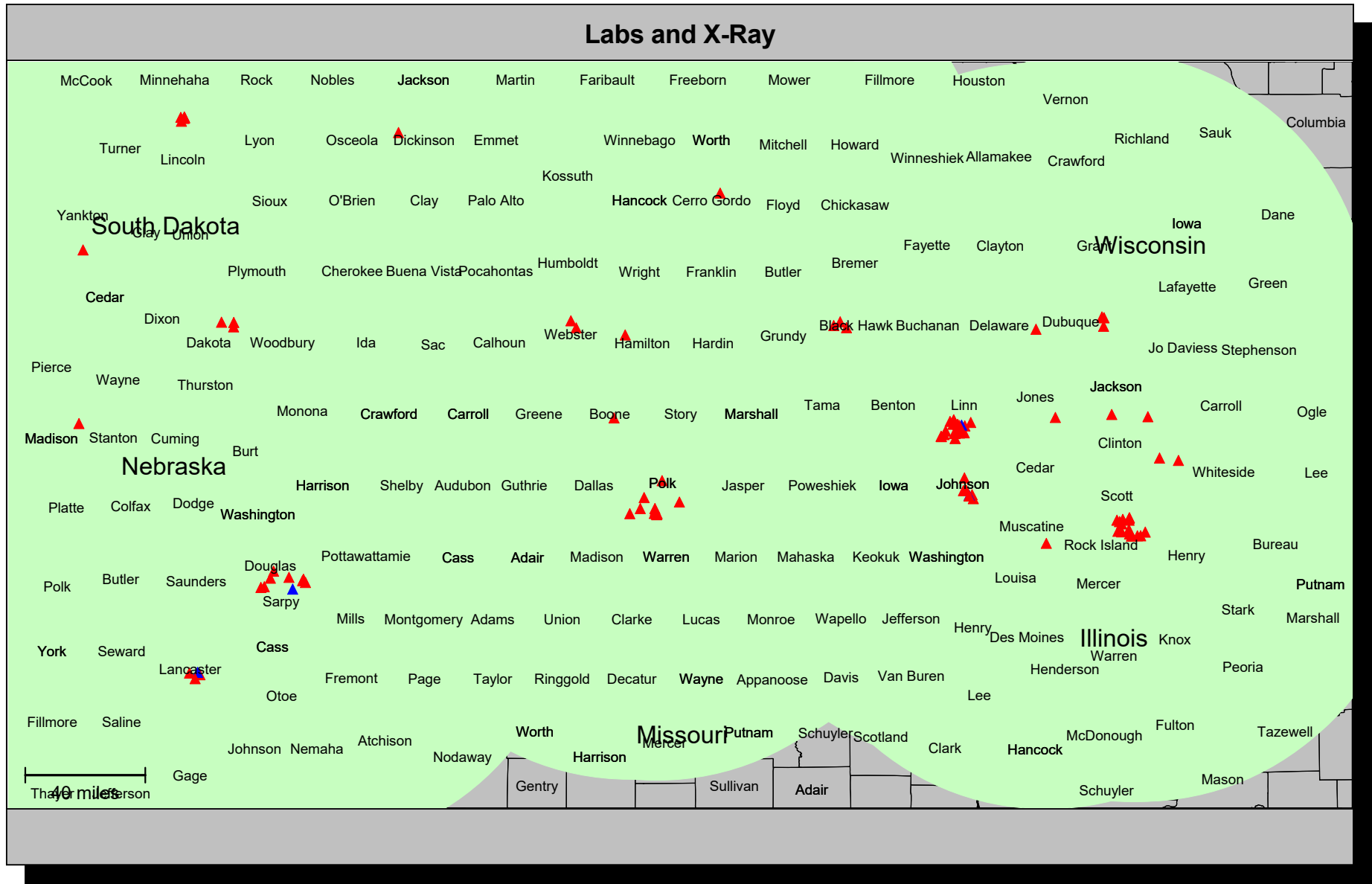
Accessibility summary

Accessibility analysis specifications	
Provider group:	General Optometry 200 Providers at 90 locations (based on 200 records)
Member group:	IA Mems 378,908 Members
Access standard:	1 provider within 90 miles
All Members:	378,908 (100.0%) 100.0% with access 0.0% without access

Average distance to a choice of Providers for all Members					
Number of Providers	1	2	3	4	5
Miles	11.3	16.4	21.1	23.5	26.3

Key geographic areas				
County	Total number of Members	All Members		
		Percent w	wo	Average distance to 1 Provider
POLK	62,497	100.0	0.0	2.3
LINN	26,274	100.0	0.0	2.6
SCOTT	24,704	100.0	0.0	2.6
WOODBURY	16,660	100.0	0.0	4.3
BLACK HAWK	16,414	100.0	0.0	2.1
POTTAWATTAMIE	14,956	100.0	0.0	3.4
JOHNSON	11,560	100.0	0.0	2.7
DUBUQUE	11,002	100.0	0.0	17.9
CLINTON	7,307	100.0	0.0	5.5
DES MOINES	6,339	100.0	0.0	42.4

Provider locations



Accessibility summary

Accessibility analysis specifications	
Provider group:	Labs and X-Ray 112 Providers at 107 locations (based on 112 records)
Member group:	IA Mems 378,908 Members
Access standard:	1provider within 60 miles
All Members:	378,908 (100.0%) 95.4% with access 4.6% without access

Average distance to a choice of Providers for all Members					
Number of Providers	1	2	3	4	5
Miles	16.9	21.5	23.1	29.7	32.0

Key geographic areas				
County	Total number of Members	All Members		
		Percent w	wo	Average distance to 1 Provider
POLK	62,497	100.0	0.0	2.3
LINN	26,274	100.0	0.0	1.6
SCOTT	24,704	100.0	0.0	2.1
WOODBURY	16,660	100.0	0.0	3.7
BLACK HAWK	16,414	100.0	0.0	2.9
POTTAWATTAMIE	14,956	100.0	0.0	5.9
JOHNSON	11,560	100.0	0.0	2.1
DUBUQUE	11,002	100.0	0.0	2.2
CLINTON	7,307	100.0	0.0	3.8
DES MOINES	6,339	100.0	0.0	42.9

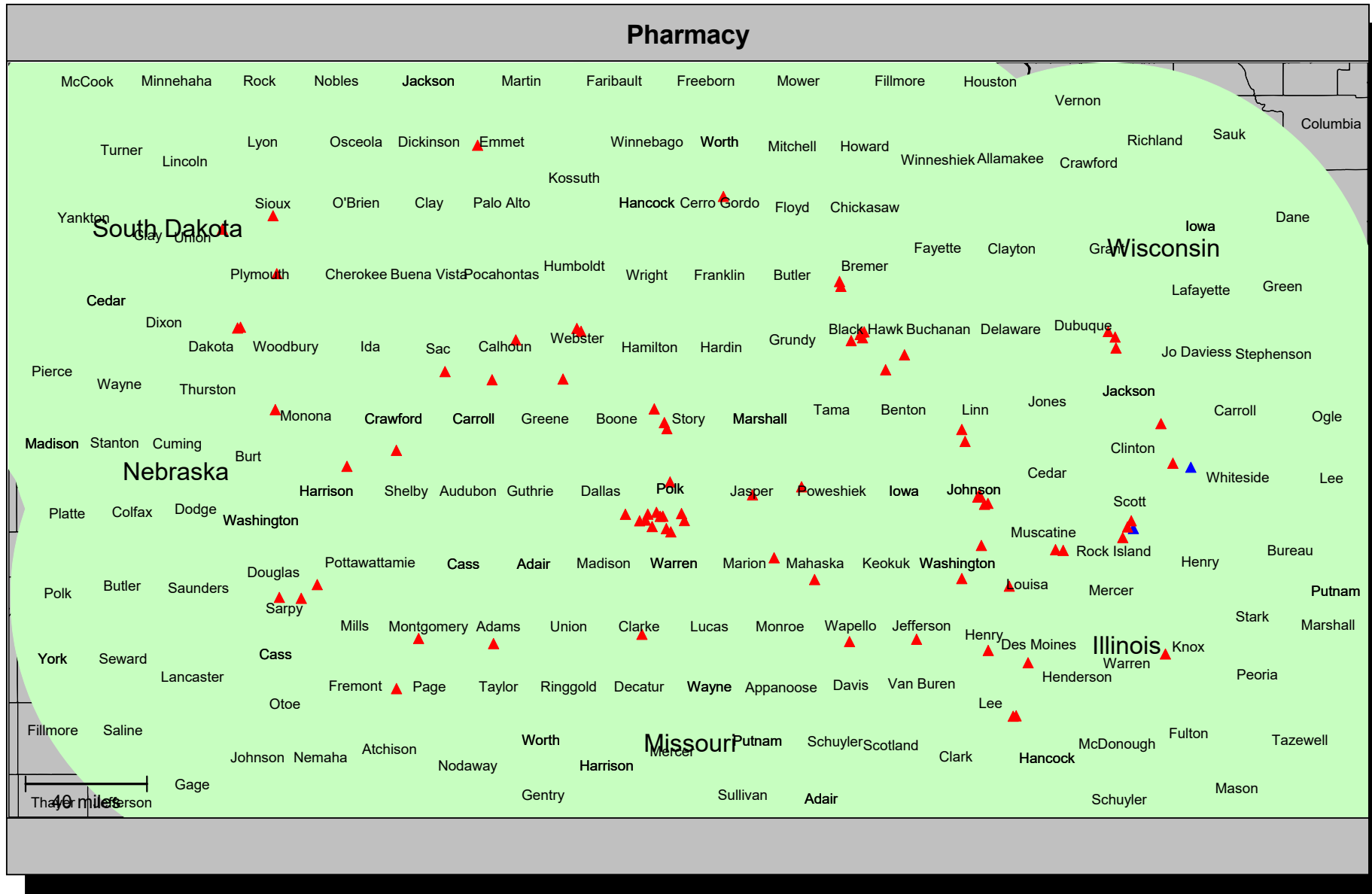
Accessibility summary

Accessibility analysis specifications	
Provider group:	Labs and X-Ray 112 Providers at 107 locations (based on 112 records)
Member group:	IA Mems 378,908 Members
Access standard:	1 provider within 90 miles
All Members:	378,908 (100.0%) 100.0% with access 0.0% without access

Average distance to a choice of Providers for all Members					
Number of Providers	1	2	3	4	5
Miles	16.9	21.5	23.1	29.7	32.0

Key geographic areas				
County	Total number of Members	All Members		
		Percent w	Percent wo	Average distance to 1 Provider
POLK	62,497	100.0	0.0	2.3
LINN	26,274	100.0	0.0	1.6
SCOTT	24,704	100.0	0.0	2.1
WOODBURY	16,660	100.0	0.0	3.7
BLACK HAWK	16,414	100.0	0.0	2.9
POTTAWATTAMIE	14,956	100.0	0.0	5.9
JOHNSON	11,560	100.0	0.0	2.1
DUBUQUE	11,002	100.0	0.0	2.2
CLINTON	7,307	100.0	0.0	3.8
DES MOINES	6,339	100.0	0.0	42.9

Provider locations



- ▲ Single Provider locations
- ▲ Multiple Provider locations

□ 90 mile radius

Accessibility summary

Accessibility analysis specifications	
Provider group:	Pharmacy 84 Providers at 82 locations (based on 84 records)
Member group:	IA Mems 378,908 Members
Access standard:	1provider within 60 miles
All Members:	378,908 (100.0%) 99.7% with access 0.3% without access

Average distance to a choice of Providers for all Members					
Number of Providers	1	2	3	4	5
Miles	8.7	14.1	19.3	24.4	27.4

Key geographic areas				
County	Total number of Members	All Members		
		Percent w	wo	Average distance to 1 Provider
POLK	62,497	100.0	0.0	1.9
LINN	26,274	100.0	0.0	3.3
SCOTT	24,704	100.0	0.0	2.3
WOODBURY	16,660	100.0	0.0	3.4
BLACK HAWK	16,414	100.0	0.0	2.1
POTTAWATTAMIE	14,956	100.0	0.0	3.9
JOHNSON	11,560	100.0	0.0	2.3
DUBUQUE	11,002	100.0	0.0	3.3
CLINTON	7,307	100.0	0.0	4.2
DES MOINES	6,339	100.0	0.0	8.9


Accessibility summary

Accessibility analysis specifications	
Provider group:	Pharmacy 84 Providers at 82 locations (based on 84 records)
Member group:	IA Mems 378,908 Members
Access standard:	1 provider within 90 miles
All Members:	378,908 (100.0%) 100.0% with access 0.0% without access

Average distance to a choice of Providers for all Members					
Number of Providers	1	2	3	4	5
Miles	8.7	14.1	19.3	24.4	27.4

Key geographic areas				
County	Total number of Members	All Members		
		Percent w	wo	Average distance to 1 Provider
POLK	62,497	100.0	0.0	1.9
LINN	26,274	100.0	0.0	3.3
SCOTT	24,704	100.0	0.0	2.3
WOODBURY	16,660	100.0	0.0	3.4
BLACK HAWK	16,414	100.0	0.0	2.1
POTTAWATTAMIE	14,956	100.0	0.0	3.9
JOHNSON	11,560	100.0	0.0	2.3
DUBUQUE	11,002	100.0	0.0	3.3
CLINTON	7,307	100.0	0.0	4.2
DES MOINES	6,339	100.0	0.0	8.9

Provider locations



- ▲ Single Provider locations
- ▲ Multiple Provider locations

□ 90 mile radius

Accessibility summary

Accessibility analysis specifications	
Provider group:	Behavioral Health Inpatient 51 Providers at 47 locations (based on 51 records)
Member group:	IA Mems 378,908 Members
Access standard:	1provider within 60 miles
All Members:	378,908 (100.0%) 98.3% with access 1.7% without access

Average distance to a choice of Providers for all Members					
Number of Providers	1	2	3	4	5
Miles	16.4	22.6	31.9	36.5	43.7

Key geographic areas				
County	Total number of Members	All Members		
		Percent w	wo	Average distance to 1 Provider
POLK	62,497	100.0	0.0	2.9
LINN	26,274	100.0	0.0	4.2
SCOTT	24,704	100.0	0.0	2.7
WOODBURY	16,660	100.0	0.0	3.6
BLACK HAWK	16,414	100.0	0.0	17.1
POTTAWATTAMIE	14,956	100.0	0.0	3.0
JOHNSON	11,560	100.0	0.0	3.6
DUBUQUE	11,002	66.9	33.1	58.2
CLINTON	7,307	100.0	0.0	27.0
DES MOINES	6,339	100.0	0.0	41.9

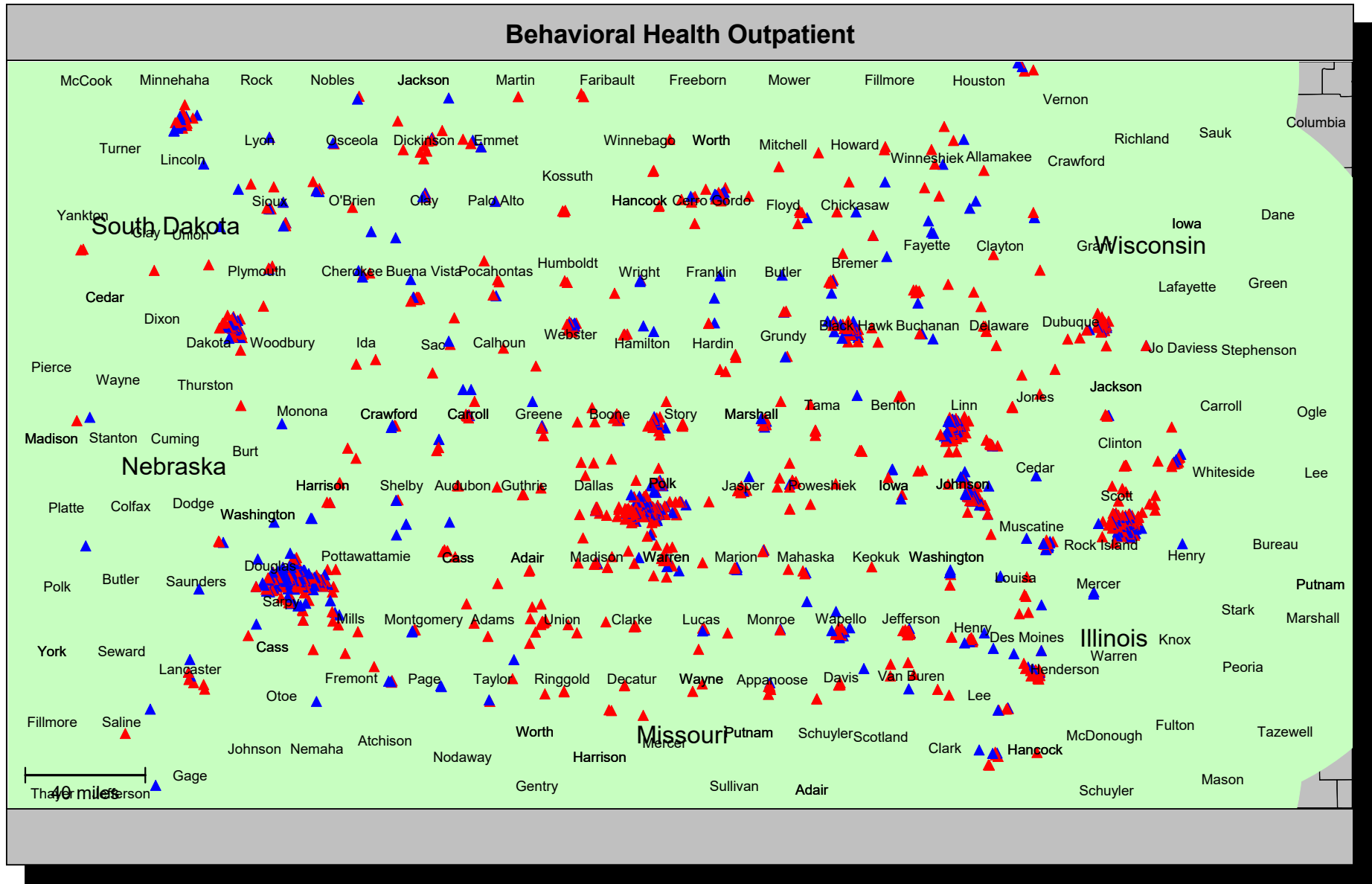
Accessibility summary

Accessibility analysis specifications	
Provider group:	Behavioral Health Inpatient 51 Providers at 47 locations (based on 51 records)
Member group:	IA Mems 378,908 Members
Access standard:	1 provider within 90 miles
All Members:	378,908 (100.0%) 100.0% with access 0.0% without access

Average distance to a choice of Providers for all Members					
Number of Providers	1	2	3	4	5
Miles	16.4	22.6	31.9	36.5	43.7

Key geographic areas				
County	Total number of Members	All Members		
		Percent w	wo	Average distance to 1 Provider
POLK	62,497	100.0	0.0	2.9
LINN	26,274	100.0	0.0	4.2
SCOTT	24,704	100.0	0.0	2.7
WOODBURY	16,660	100.0	0.0	3.6
BLACK HAWK	16,414	100.0	0.0	17.1
POTTAWATTAMIE	14,956	100.0	0.0	3.0
JOHNSON	11,560	100.0	0.0	3.6
DUBUQUE	11,002	100.0	0.0	58.2
CLINTON	7,307	100.0	0.0	27.0
DES MOINES	6,339	100.0	0.0	41.9

Provider locations



Accessibility summary

Accessibility analysis specifications	
Provider group:	Behavioral Health Outpatient 5,399 Providers at 1,746 locations (based on 5,399 records)
Member group:	IA Mems 378,908 Members
Access standard:	1provider within 60 miles
All Members:	378,908 (100.0%) 100.0% with access 0.0% without access

Average distance to a choice of Providers for all Members					
Number of Providers	1	2	3	4	5
Miles	1.9	2.5	3.0	3.5	3.9

Key geographic areas				
County	Total number of Members	All Members		
		Percent w	wo	Average distance to 1 Provider
POLK	62,497	100.0	0.0	0.8
LINN	26,274	100.0	0.0	0.9
SCOTT	24,704	100.0	0.0	0.6
WOODBURY	16,660	100.0	0.0	1.3
BLACK HAWK	16,414	100.0	0.0	0.8
POTTAWATTAMIE	14,956	100.0	0.0	1.3
JOHNSON	11,560	100.0	0.0	0.8
DUBUQUE	11,002	100.0	0.0	0.9
CLINTON	7,307	100.0	0.0	1.6
DES MOINES	6,339	100.0	0.0	0.9


Accessibility summary

Accessibility analysis specifications	
Provider group:	Behavioral Health Outpatient 5,399 Providers at 1,746 locations (based on 5,399 records)
Member group:	IA Mems 378,908 Members
Access standard:	1 provider within 90 miles
All Members:	378,908 (100.0%) 100.0% with access 0.0% without access

Average distance to a choice of Providers for all Members					
Number of Providers	1	2	3	4	5
Miles	1.9	2.5	3.0	3.5	3.9

Key geographic areas				
County	Total number of Members	All Members		
		Percent w	Percent wo	Average distance to 1 Provider
POLK	62,497	100.0	0.0	0.8
LINN	26,274	100.0	0.0	0.9
SCOTT	24,704	100.0	0.0	0.6
WOODBURY	16,660	100.0	0.0	1.3
BLACK HAWK	16,414	100.0	0.0	0.8
POTTAWATTAMIE	14,956	100.0	0.0	1.3
JOHNSON	11,560	100.0	0.0	0.8
DUBUQUE	11,002	100.0	0.0	0.9
CLINTON	7,307	100.0	0.0	1.6
DES MOINES	6,339	100.0	0.0	0.9

Provider locations



▲ Provider locations

◻ 90 mile radius

Accessibility summary

Accessibility analysis specifications	
Provider group:	LTSS - Nursing Facility (ICF) 35 Providers at 35 locations (based on 35 records)
Member group:	IA Mems 378,908 Members
Access standard:	1provider within 60 miles
All Members:	378,908 (100.0%) 98.4% with access 1.6% without access

Average distance to a choice of Providers for all Members					
Number of Providers	1	2	3	4	5
Miles	18.6	27.9	37.1	43.8	53.1

Key geographic areas				
County	Total number of Members	All Members		
		Percent w	wo	Average distance to 1 Provider
POLK	62,497	100.0	0.0	8.7
LINN	26,274	100.0	0.0	21.8
SCOTT	24,704	100.0	0.0	23.3
WOODBURY	16,660	100.0	0.0	3.7
BLACK HAWK	16,414	100.0	0.0	2.8
POTTAWATTAMIE	14,956	100.0	0.0	35.4
JOHNSON	11,560	100.0	0.0	17.7
DUBUQUE	11,002	100.0	0.0	3.1
CLINTON	7,307	100.0	0.0	4.3
DES MOINES	6,339	95.8	4.2	57.6

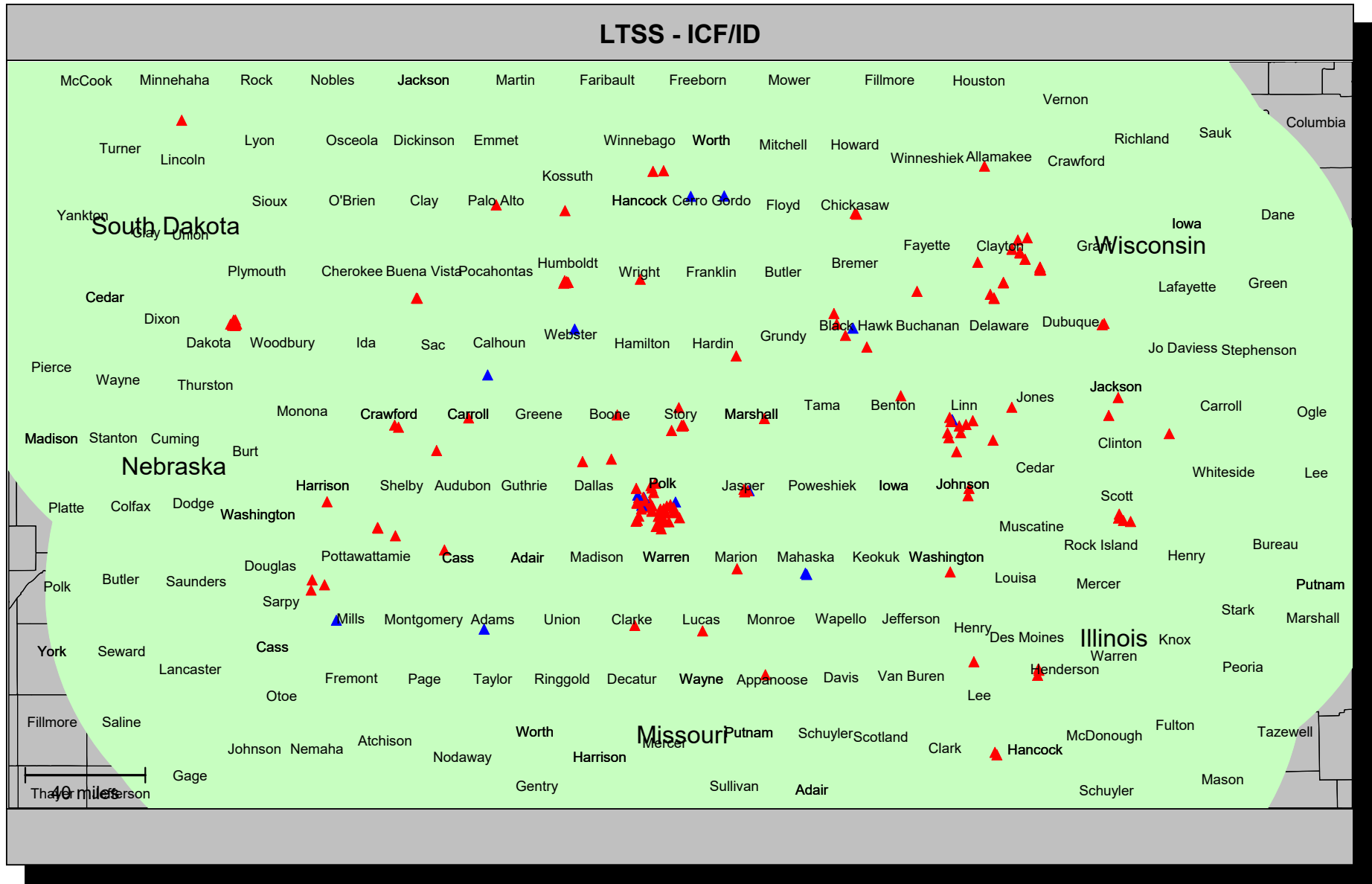
Accessibility summary

Accessibility analysis specifications	
Provider group:	LTSS - Nursing Facility (ICF) 35 Providers at 35 locations (based on 35 records)
Member group:	IA Mems 378,908 Members
Access standard:	1 provider within 90 miles
All Members:	378,908 (100.0%) 100.0% with access 0.0% without access

Average distance to a choice of Providers for all Members					
Number of Providers	1	2	3	4	5
Miles	18.6	27.9	37.1	43.8	53.1

Key geographic areas				
County	Total number of Members	All Members		
		Percent w	Percent wo	Average distance to 1 Provider
POLK	62,497	100.0	0.0	8.7
LINN	26,274	100.0	0.0	21.8
SCOTT	24,704	100.0	0.0	23.3
WOODBURY	16,660	100.0	0.0	3.7
BLACK HAWK	16,414	100.0	0.0	2.8
POTTAWATTAMIE	14,956	100.0	0.0	35.4
JOHNSON	11,560	100.0	0.0	17.7
DUBUQUE	11,002	100.0	0.0	3.1
CLINTON	7,307	100.0	0.0	4.3
DES MOINES	6,339	100.0	0.0	57.6

Provider locations



Accessibility summary

Accessibility analysis specifications	
Provider group:	LTSS - ICF/ID 214 Providers at 177 locations (based on 214 records)
Member group:	IA Mems 378,908 Members
Access standard:	1provider within 60 miles
All Members:	378,908 (100.0%) 100.0% with access 0.0% without access

Average distance to a choice of Providers for all Members					
Number of Providers	1	2	3	4	5
Miles	7.4	10.7	13.9	16.0	17.7

Key geographic areas				
County	Total number of Members	All Members		
		Percent w	wo	Average distance to 1 Provider
POLK	62,497	100.0	0.0	1.2
LINN	26,274	100.0	0.0	1.7
SCOTT	24,704	100.0	0.0	2.5
WOODBURY	16,660	100.0	0.0	3.3
BLACK HAWK	16,414	100.0	0.0	1.9
POTTAWATTAMIE	14,956	100.0	0.0	2.3
JOHNSON	11,560	100.0	0.0	3.4
DUBUQUE	11,002	100.0	0.0	2.6
CLINTON	7,307	100.0	0.0	10.8
DES MOINES	6,339	100.0	0.0	2.2

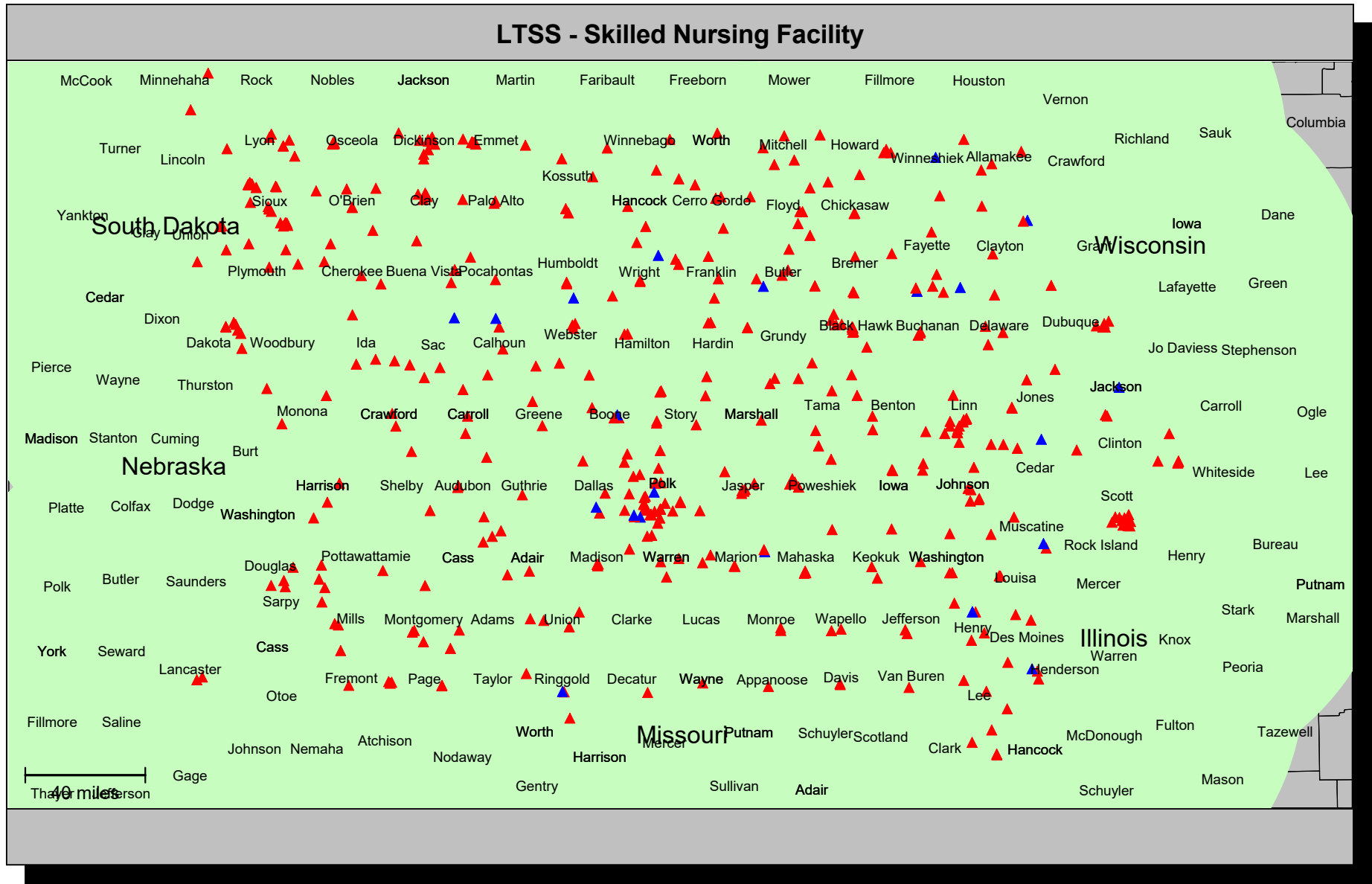
Accessibility summary

Accessibility analysis specifications	
Provider group:	LTSS - ICF/ID 214 Providers at 177 locations (based on 214 records)
Member group:	IA Mems 378,908 Members
Access standard:	1 provider within 90 miles
All Members:	378,908 (100.0%) 100.0% with access 0.0% without access

Average distance to a choice of Providers for all Members					
Number of Providers	1	2	3	4	5
Miles	7.4	10.7	13.9	16.0	17.7

Key geographic areas				
County	Total number of Members	All Members		
		Percent w	wo	Average distance to 1 Provider
POLK	62,497	100.0	0.0	1.2
LINN	26,274	100.0	0.0	1.7
SCOTT	24,704	100.0	0.0	2.5
WOODBURY	16,660	100.0	0.0	3.3
BLACK HAWK	16,414	100.0	0.0	1.9
POTTAWATTAMIE	14,956	100.0	0.0	2.3
JOHNSON	11,560	100.0	0.0	3.4
DUBUQUE	11,002	100.0	0.0	2.6
CLINTON	7,307	100.0	0.0	10.8
DES MOINES	6,339	100.0	0.0	2.2

Provider locations



- ▲ Single Provider locations
- ▲ Multiple Provider locations

□ 90 mile radius

Accessibility summary

Accessibility analysis specifications	
Provider group:	LTSS - Skilled Nursing Facility 511 Providers at 486 locations (based on 511 records)
Member group:	IA Mems 378,908 Members
Access standard:	1provider within 60 miles
All Members:	378,908 (100.0%) 100.0% with access 0.0% without access

Average distance to a choice of Providers for all Members					
Number of Providers	1	2	3	4	5
Miles	2.7	4.6	6.6	8.2	9.5

Key geographic areas				
County	Total number of Members	All Members		
		Percent w	wo	Average distance to 1 Provider
POLK	62,497	100.0	0.0	1.3
LINN	26,274	100.0	0.0	1.6
SCOTT	24,704	100.0	0.0	1.8
WOODBURY	16,660	100.0	0.0	1.7
BLACK HAWK	16,414	100.0	0.0	1.5
POTTAWATTAMIE	14,956	100.0	0.0	2.7
JOHNSON	11,560	100.0	0.0	1.9
DUBUQUE	11,002	100.0	0.0	1.7
CLINTON	7,307	100.0	0.0	3.1
DES MOINES	6,339	100.0	0.0	1.3


Accessibility summary

Accessibility analysis specifications	
Provider group:	LTSS - Skilled Nursing Facility 511 Providers at 486 locations (based on 511 records)
Member group:	IA Mems 378,908 Members
Access standard:	1 provider within 90 miles
All Members:	378,908 (100.0%) 100.0% with access 0.0% without access

Average distance to a choice of Providers for all Members					
Number of Providers	1	2	3	4	5
Miles	2.7	4.6	6.6	8.2	9.5

Key geographic areas				
County	Total number of Members	All Members		
		Percent w	Percent wo	Average distance to 1 Provider
POLK	62,497	100.0	0.0	1.3
LINN	26,274	100.0	0.0	1.6
SCOTT	24,704	100.0	0.0	1.8
WOODBURY	16,660	100.0	0.0	1.7
BLACK HAWK	16,414	100.0	0.0	1.5
POTTAWATTAMIE	14,956	100.0	0.0	2.7
JOHNSON	11,560	100.0	0.0	1.9
DUBUQUE	11,002	100.0	0.0	1.7
CLINTON	7,307	100.0	0.0	3.1
DES MOINES	6,339	100.0	0.0	1.3

Provider locations



- ▲ Single Provider locations
- ▲ Multiple Provider locations

□ 90 mile radius

Accessibility summary

Accessibility analysis specifications	
Provider group:	Hospital 256 Providers at 184 locations (based on 256 records)
Member group:	IA Mems 378,908 Members
Access standard:	1provider within 60 miles
All Members:	378,908 (100.0%) 100.0% with access 0.0% without access

Average distance to a choice of Providers for all Members					
Number of Providers	1	2	3	4	5
Miles	4.7	9.1	11.4	14.5	17.8

Key geographic areas				
County	Total number of Members	All Members		
		Percent w	wo	Average distance to 1 Provider
POLK	62,497	100.0	0.0	3.1
LINN	26,274	100.0	0.0	3.1
SCOTT	24,704	100.0	0.0	2.2
WOODBURY	16,660	100.0	0.0	3.1
BLACK HAWK	16,414	100.0	0.0	1.9
POTTAWATTAMIE	14,956	100.0	0.0	3.6
JOHNSON	11,560	100.0	0.0	4.1
DUBUQUE	11,002	100.0	0.0	1.9
CLINTON	7,307	100.0	0.0	2.6
DES MOINES	6,339	100.0	0.0	3.8

Accessibility summary

Accessibility analysis specifications	
Provider group:	Hospital 256 Providers at 184 locations (based on 256 records)
Member group:	IA Mems 378,908 Members
Access standard:	1 provider within 90 miles
All Members:	378,908 (100.0%) 100.0% with access 0.0% without access

Average distance to a choice of Providers for all Members					
Number of Providers	1	2	3	4	5
Miles	4.7	9.1	11.4	14.5	17.8

Key geographic areas				
County	Total number of Members	All Members		
		Percent w	wo	Average distance to 1 Provider
POLK	62,497	100.0	0.0	3.1
LINN	26,274	100.0	0.0	3.1
SCOTT	24,704	100.0	0.0	2.2
WOODBURY	16,660	100.0	0.0	3.1
BLACK HAWK	16,414	100.0	0.0	1.9
POTTAWATTAMIE	14,956	100.0	0.0	3.6
JOHNSON	11,560	100.0	0.0	4.1
DUBUQUE	11,002	100.0	0.0	1.9
CLINTON	7,307	100.0	0.0	2.6
DES MOINES	6,339	100.0	0.0	3.8