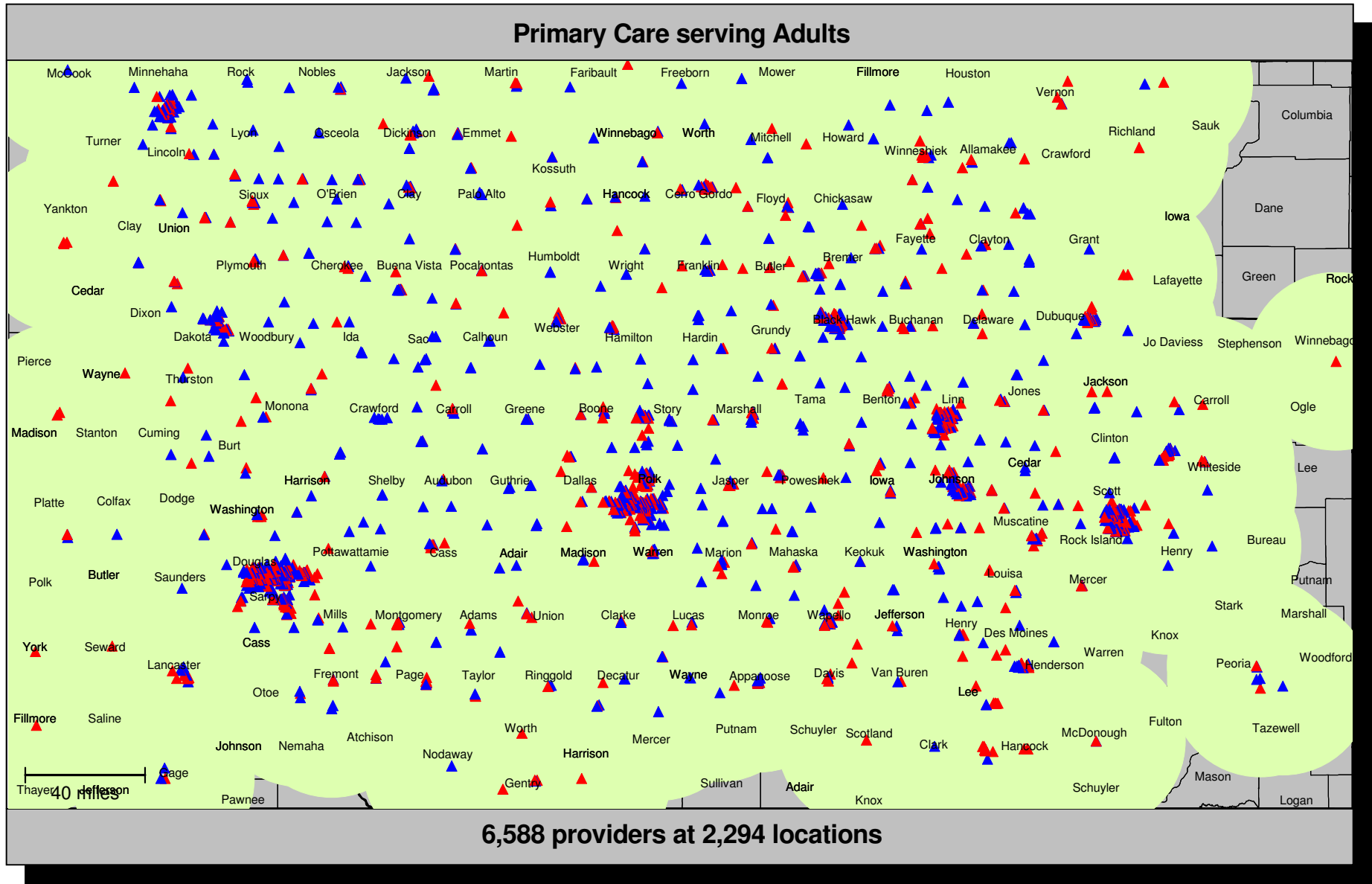


# Provider locations



- ▲ Single provider locations
- ▲ Multiple provider locations

■ 30 mile radius

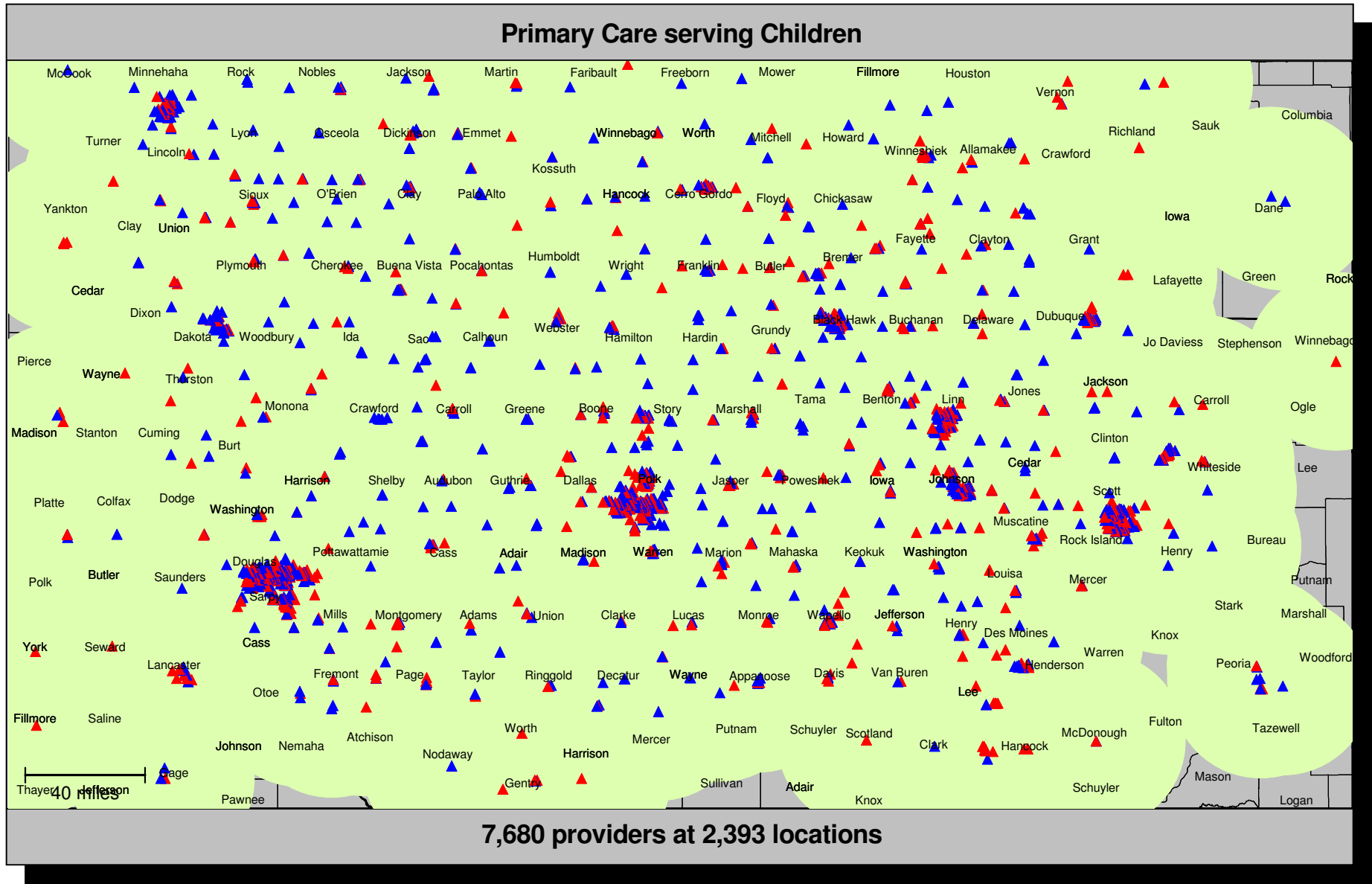
## Accessibility summary

Accessibility analysis specifications	
Provider group:	<b>Primary Care serving Adults</b> 6,588 providers at 2,294 locations
Member group:	<b>IA Adult Members</b> 67,085 members
Access standard:	<b>1 provider within 30 miles</b>
All members:	67,085 (100.0%) 100.0% with access 0.0% without access

Average distance to a choice of providers for all members					
Number of providers	1	2	3	4	5
Miles	1.7	2.0	2.2	2.4	2.6

Key geographic areas				
Region	Total number of members	All members		
		Percent w	Percent wo	Average distance to 1 provider
East	26,743	100.0	0.0	1.5
Central	24,400	100.0	0.0	1.6
West	15,942	100.0	0.0	2.4

# Provider locations



- ▲ Single provider locations
- ▲ Multiple provider locations

■ 30 mile radius

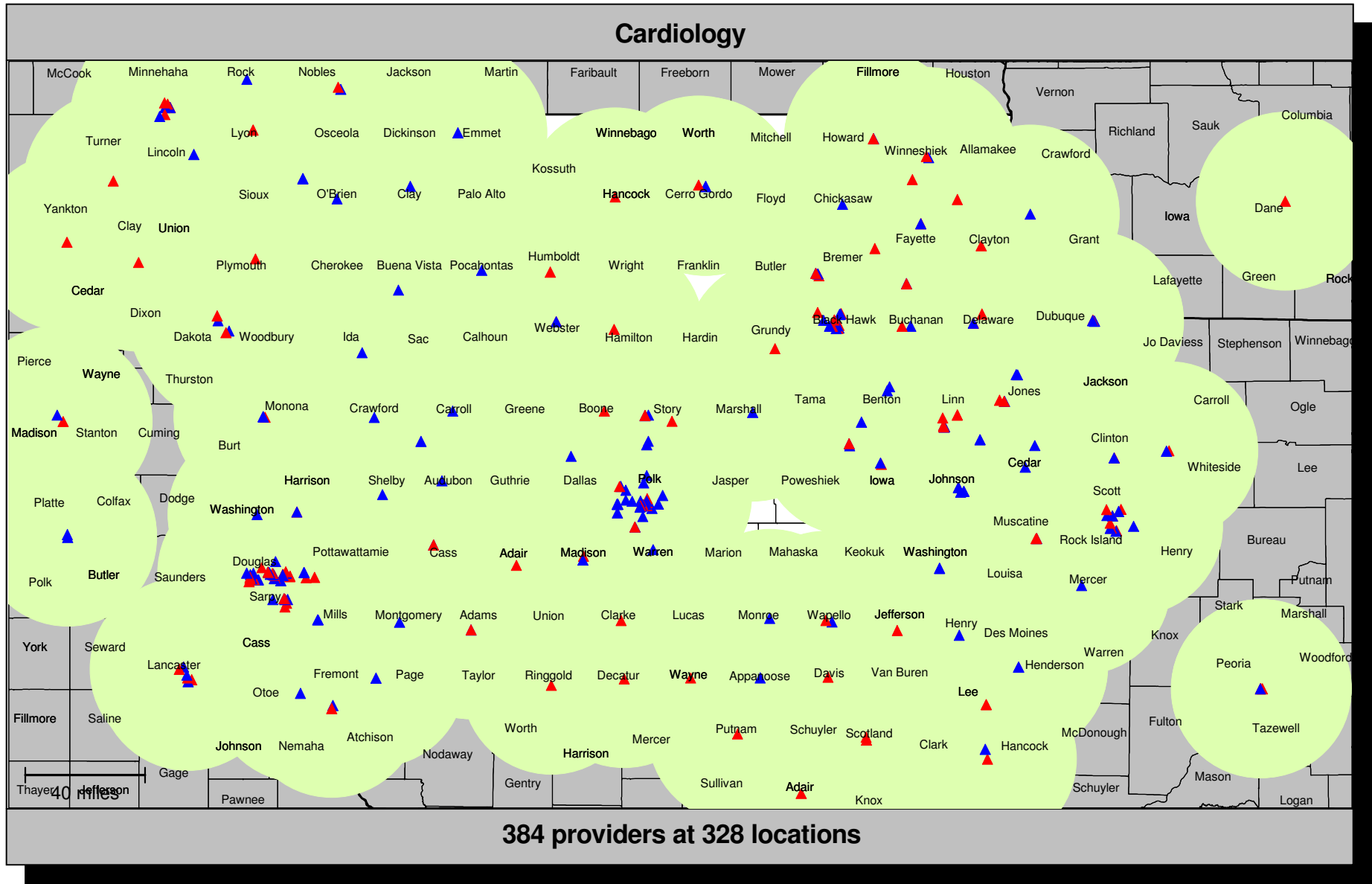
## Accessibility summary

Accessibility analysis specifications	
Provider group:	<b>Primary Care serving Children</b> 7,680 providers at 2,393 locations
Member group:	<b>IA Children Members</b> 70,141 members
Access standard:	<b>1 provider within 30 miles</b>
All members:	70,141 (100.0%) 100.0% with access 0.0% without access

Average distance to a choice of providers for all members					
Number of providers	1	2	3	4	5
Miles	1.8	2.1	2.3	2.5	2.6

Key geographic areas				
Region	Total number of members	All members		
		Percent w	Percent wo	Average distance to 1 provider
East	26,123	100.0	0.0	1.6
Central	25,209	100.0	0.0	1.6
West	18,809	100.0	0.0	2.3

# Provider locations



## Accessibility summary

Accessibility analysis specifications	
Provider group:	<b>Cardiology</b> 384 providers at 328 locations
Member group:	<b>IA Mems</b> 156,347 members
Access standard:	<b>1 provider within 60 miles</b>
All members:	156,347 (100.0%) 100.0% with access 0.0% without access

Average distance to a choice of providers for all members					
Number of providers	1	2	3	4	5
Miles	6.0	7.2	8.5	9.3	10.2

Key geographic areas				
Region	Total number of members	All members		
		Percent w	Percent wo	Average distance to 1 provider
East	60,105	100.0	0.0	4.2
Central	56,398	100.0	0.0	6.7
West	39,844	100.0	0.0	7.9

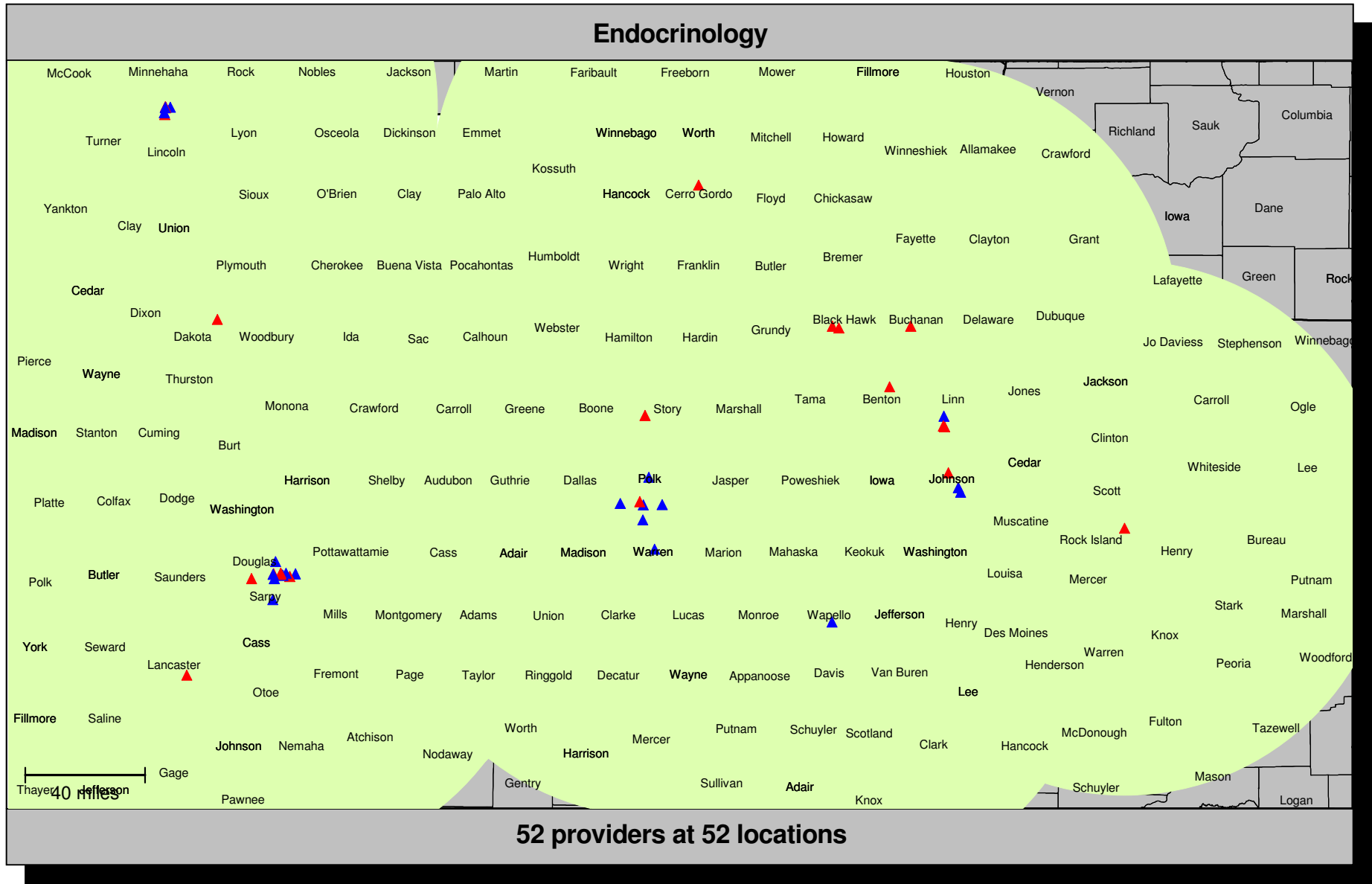
## Accessibility summary

Accessibility analysis specifications	
Provider group:	<b>Cardiology</b> 384 providers at 328 locations
Member group:	<b>IA Mems</b> 156,347 members
Access standard:	<b>1 provider within 90 miles</b>
All members:	156,347 (100.0%) 100.0% with access 0.0% without access

Average distance to a choice of providers for all members					
Number of providers	1	2	3	4	5
Miles	6.0	7.2	8.5	9.3	10.2

Key geographic areas				
Region	Total number of members	All members		
		Percent w	Percent wo	Average distance to 1 provider
East	60,105	100.0	0.0	4.2
Central	56,398	100.0	0.0	6.7
West	39,844	100.0	0.0	7.9

# Provider locations



- ▲ Single provider locations
- ▲ Multiple provider locations

90 mile radius



## Accessibility summary

Accessibility analysis specifications	
Provider group:	<b>Endocrinology</b> 52 providers at 52 locations
Member group:	<b>IA Mems</b> 156,347 members
Access standard:	<b>1 provider within 60 miles</b>
All members:	156,347 (100.0%) 89.0% with access 11.0% without access

Average distance to a choice of providers for all members					
Number of providers	1	2	3	4	5
Miles	23.0	34.8	36.6	40.8	42.9

Key geographic areas				
Region	Total number of members	All members		
		Percent w	Percent wo	Average distance to 1 provider
East	60,105	86.1	13.9	23.2
Central	56,398	100.0	0.0	13.1
West	39,844	77.7	22.3	36.7

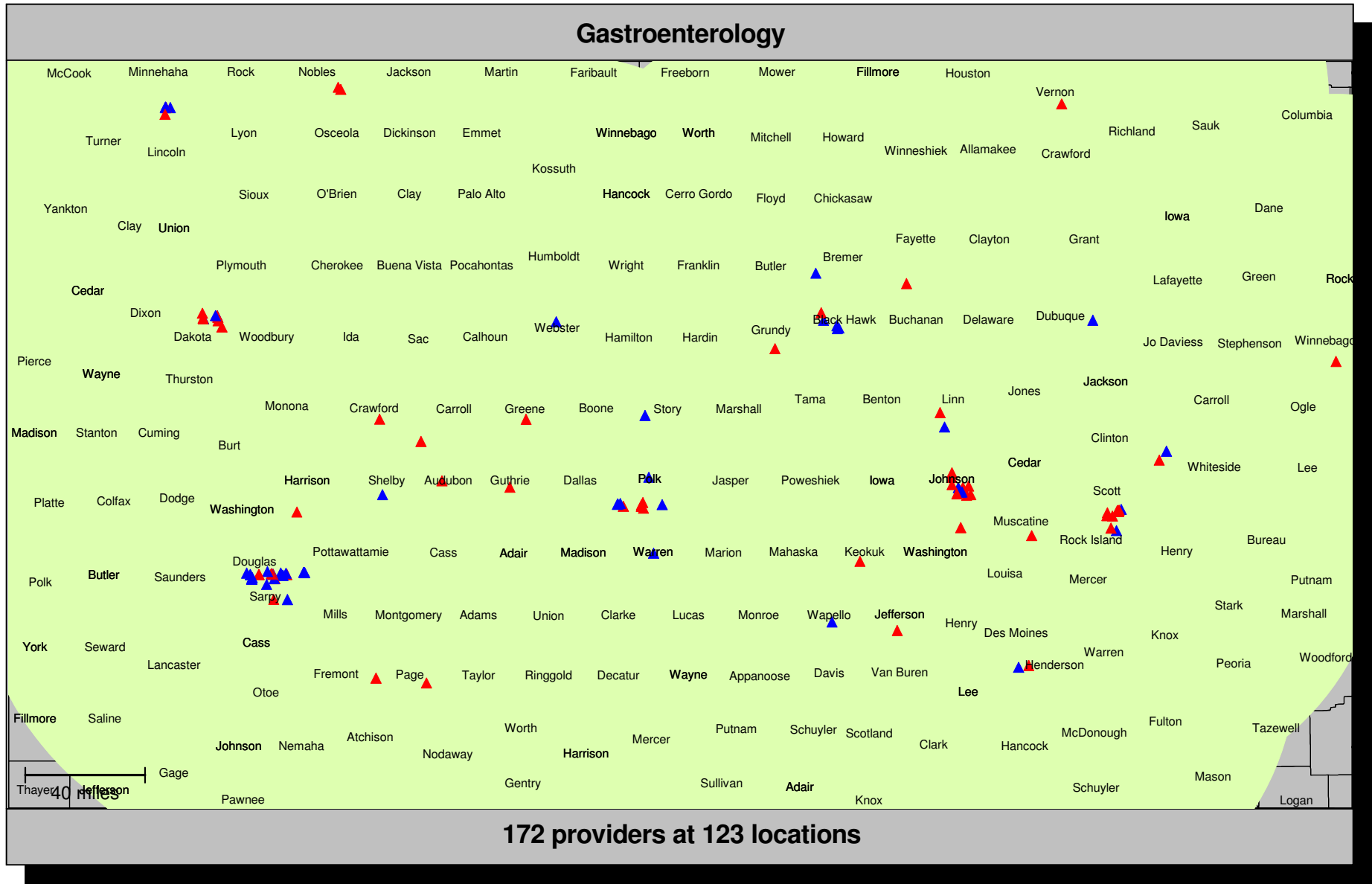
## Accessibility summary

Accessibility analysis specifications	
Provider group:	<b>Endocrinology</b> 52 providers at 52 locations
Member group:	<b>IA Mems</b> 156,347 members
Access standard:	<b>1 provider within 90 miles</b>
All members:	156,347 (100.0%) 100.0% with access 0.0% without access

Average distance to a choice of providers for all members					
Number of providers	1	2	3	4	5
Miles	23.0	34.8	36.6	40.8	42.9

Key geographic areas				
Region	Total number of members	All members		
		Percent w	Percent wo	Average distance to 1 provider
East	60,105	100.0	0.0	23.2
Central	56,398	100.0	0.0	13.1
West	39,844	99.9	0.1	36.7

# Provider locations



- ▲ Single provider locations
- ▲ Multiple provider locations

■ 90 mile radius

## Accessibility summary

Accessibility analysis specifications	
Provider group:	<b>Gastroenterology</b> 172 providers at 123 locations
Member group:	<b>IA Mems</b> 156,347 members
Access standard:	<b>1 provider within 60 miles</b>
All members:	156,347 (100.0%) 98.9% with access 1.1% without access

Average distance to a choice of providers for all members					
Number of providers	1	2	3	4	5
Miles	13.5	16.0	19.4	22.1	24.5

Key geographic areas				
Region	Total number of members	All members		
		Percent w	Percent wo	Average distance to 1 provider
East	60,105	100.0	0.0	8.6
Central	56,398	98.7	1.3	14.1
West	39,844	97.6	2.4	19.9

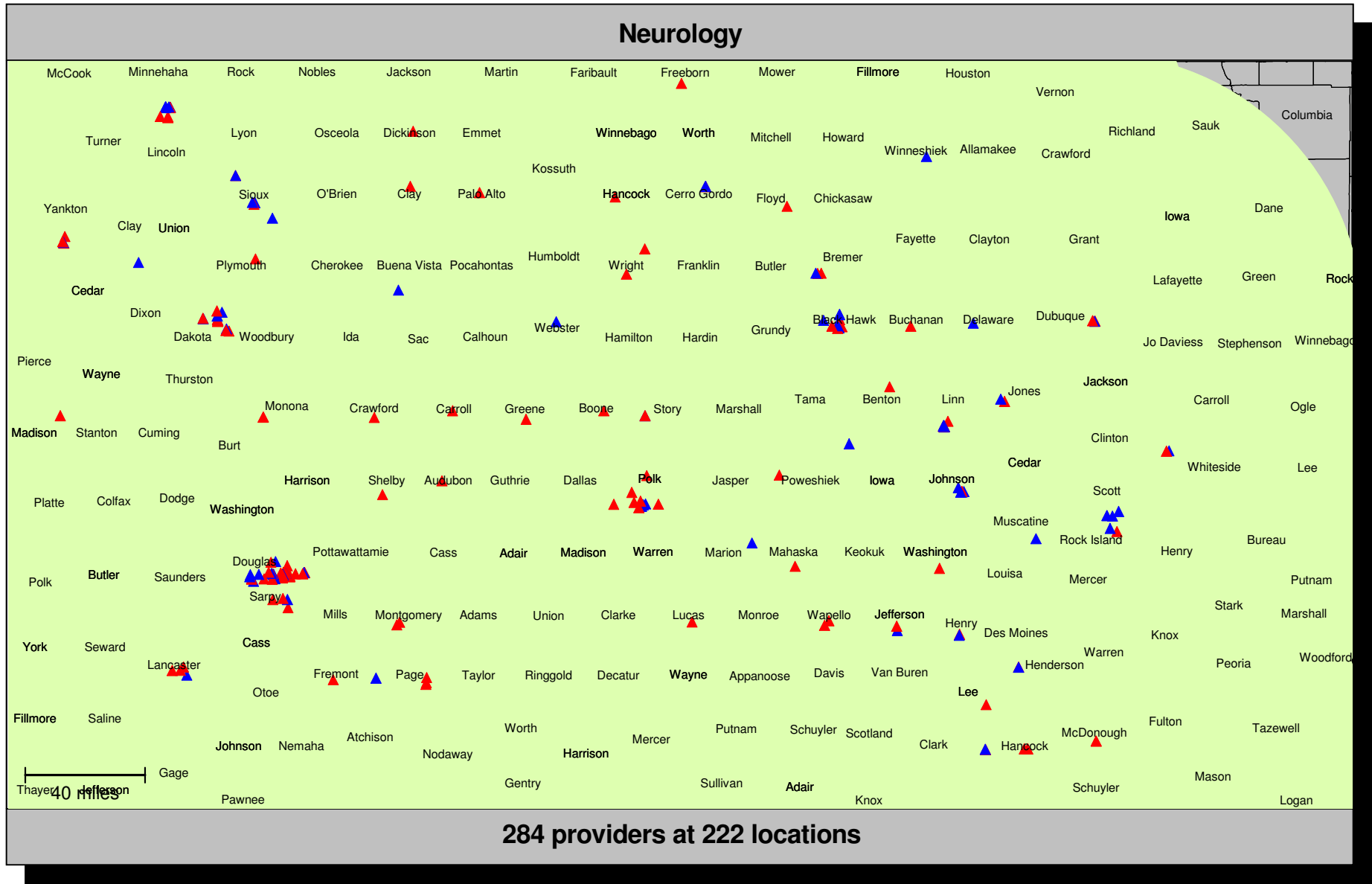
## Accessibility summary

Accessibility analysis specifications	
Provider group:	<b>Gastroenterology</b> 172 providers at 123 locations
Member group:	<b>IA Mems</b> 156,347 members
Access standard:	<b>1 provider within 90 miles</b>
All members:	156,347 (100.0%) 100.0% with access 0.0% without access

Average distance to a choice of providers for all members					
Number of providers	1	2	3	4	5
Miles	13.5	16.0	19.4	22.1	24.5

Key geographic areas				
Region	Total number of members	All members		
		Percent w	Percent wo	Average distance to 1 provider
East	60,105	100.0	0.0	8.6
Central	56,398	100.0	0.0	14.1
West	39,844	100.0	0.0	19.9

# Provider locations



- ▲ Single provider locations
- ▲ Multiple provider locations

■ 90 mile radius

## Accessibility summary

Accessibility analysis specifications	
Provider group:	<b>Neurology</b> 284 providers at 222 locations
Member group:	<b>IA Mems</b> 156,347 members
Access standard:	<b>1 provider within 60 miles</b>
All members:	156,347 (100.0%) 100.0% with access 0.0% without access

Average distance to a choice of providers for all members					
Number of providers	1	2	3	4	5
Miles	8.1	11.1	13.5	15.2	16.3

Key geographic areas				
Region	Total number of members	All members		
		Percent w	Percent wo	Average distance to 1 provider
East	60,105	100.0	0.0	5.9
Central	56,398	100.0	0.0	8.5
West	39,844	100.0	0.0	10.8

## Accessibility summary

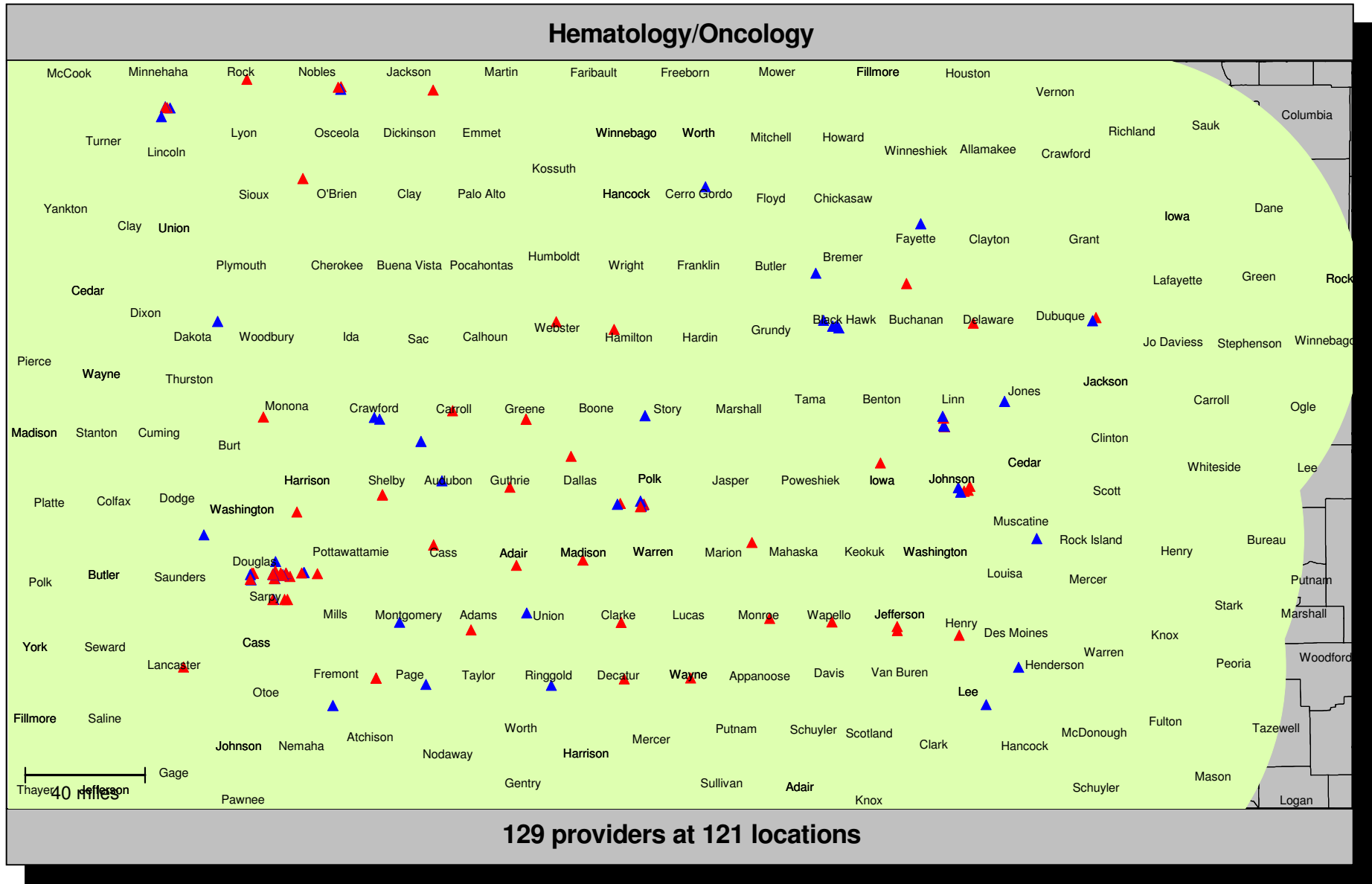
Accessibility analysis specifications	
Provider group:	<b>Neurology</b> 284 providers at 222 locations
Member group:	<b>IA Mems</b> 156,347 members
Access standard:	<b>1 provider within 90 miles</b>
All members:	156,347 (100.0%) 100.0% with access 0.0% without access

Average distance to a choice of providers for all members					
Number of providers	1	2	3	4	5
Miles	8.1	11.1	13.5	15.2	16.3

Key geographic areas				
Region	Total number of members	All members		
		Percent w	Percent wo	Average distance to 1 provider
East	60,105	100.0	0.0	5.9
Central	56,398	100.0	0.0	8.5
West	39,844	100.0	0.0	10.8



# Provider locations



- ▲ Single provider locations
- ▲ Multiple provider locations

□ 90 mile radius

## Accessibility summary

Accessibility analysis specifications	
Provider group:	<b>Hematology/Oncology</b> 129 providers at 121 locations
Member group:	<b>IA Mems</b> 156,347 members
Access standard:	<b>1 provider within 60 miles</b>
All members:	156,347 (100.0%) 99.7% with access 0.3% without access

Average distance to a choice of providers for all members					
Number of providers	1	2	3	4	5
Miles	12.4	15.5	19.5	22.8	25.1

Key geographic areas				
Region	Total number of members	All members		
		Percent w	Percent wo	Average distance to 1 provider
East	60,105	99.2	0.8	13.9
Central	56,398	100.0	0.0	10.9
West	39,844	100.0	0.0	12.4


## Accessibility summary

Accessibility analysis specifications	
Provider group:	<b>Hematology/Oncology</b> 129 providers at 121 locations
Member group:	<b>IA Mems</b> 156,347 members
Access standard:	<b>1 provider within 90 miles</b>
All members:	156,347 (100.0%) 100.0% with access 0.0% without access

Average distance to a choice of providers for all members					
Number of providers	1	2	3	4	5
Miles	12.4	15.5	19.5	22.8	25.1

Key geographic areas				
Region	Total number of members	All members		
		Percent w	Percent wo	Average distance to 1 provider
East	60,105	100.0	0.0	13.9
Central	56,398	100.0	0.0	10.9
West	39,844	100.0	0.0	12.4

# Provider locations



## Accessibility summary

Accessibility analysis specifications	
Provider group:	<b>Orthopedics</b> 341 providers at 259 locations
Member group:	<b>IA Mems</b> 156,347 members
Access standard:	<b>1 provider within 60 miles</b>
All members:	156,347 (100.0%) 100.0% with access 0.0% without access

Average distance to a choice of providers for all members					
Number of providers	1	2	3	4	5
Miles	5.9	7.8	10.2	12.2	13.8

Key geographic areas				
Region	Total number of members	All members		
		Percent w	Percent wo	Average distance to 1 provider
East	60,105	100.0	0.0	6.1
Central	56,398	100.0	0.0	5.4
West	39,844	100.0	0.0	6.2

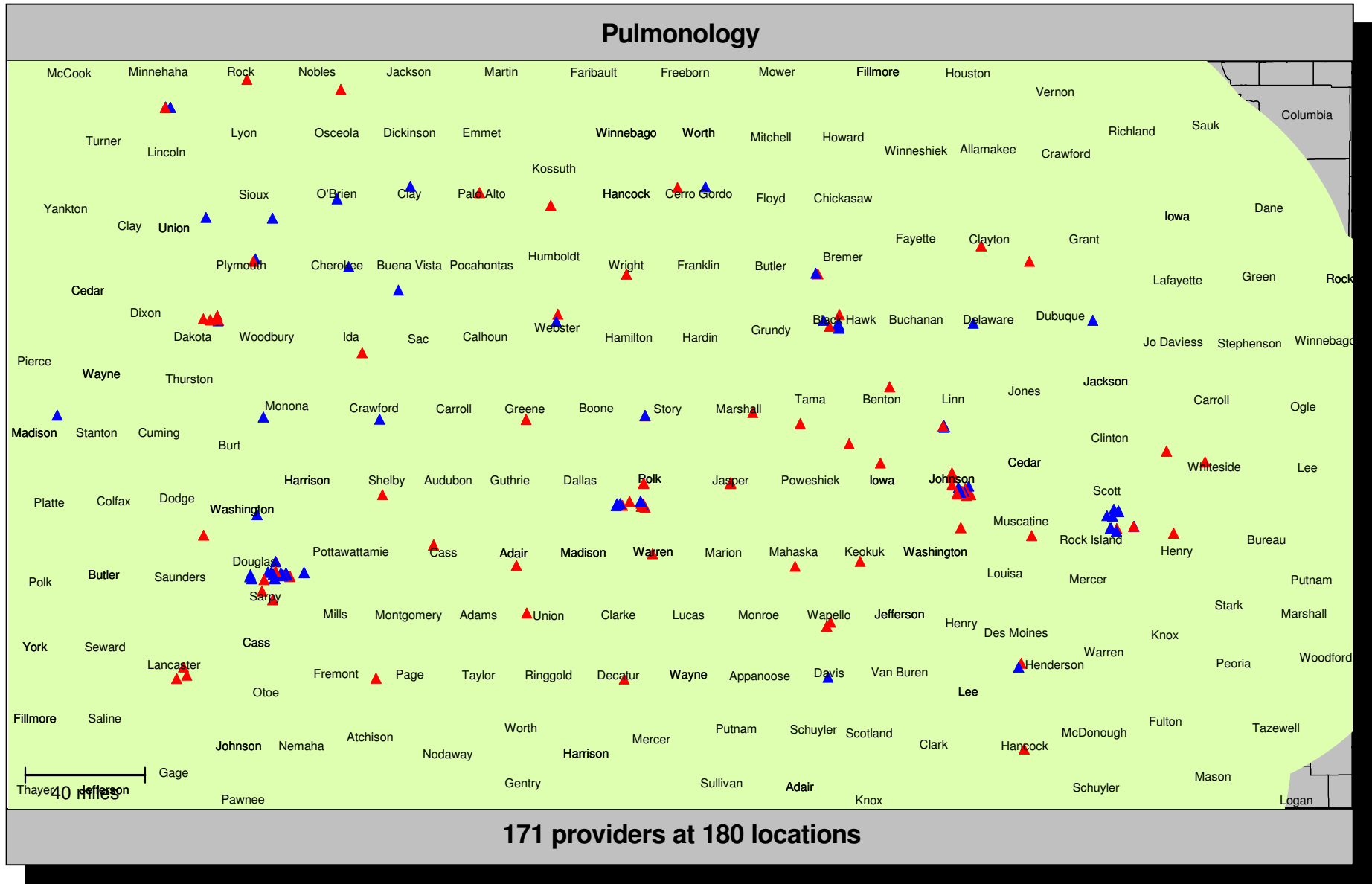
## Accessibility summary

Accessibility analysis specifications	
Provider group:	<b>Orthopedics</b> 341 providers at 259 locations
Member group:	<b>IA Mems</b> 156,347 members
Access standard:	<b>1 provider within 90 miles</b>
All members:	156,347 (100.0%) 100.0% with access 0.0% without access

Average distance to a choice of providers for all members					
Number of providers	1	2	3	4	5
Miles	5.9	7.8	10.2	12.2	13.8

Key geographic areas				
Region	Total number of members	All members		
		Percent w	Percent wo	Average distance to 1 provider
East	60,105	100.0	0.0	6.1
Central	56,398	100.0	0.0	5.4
West	39,844	100.0	0.0	6.2

# Provider locations



- ▲ Single provider locations
- ▲ Multiple provider locations

■ 90 mile radius

## Accessibility summary

Accessibility analysis specifications	
Provider group:	<b>Pulmonology</b> 171 providers at 180 locations
Member group:	<b>IA Mems</b> 156,347 members
Access standard:	<b>1 provider within 60 miles</b>
All members:	156,347 (100.0%) 100.0% with access 0.0% without access

Average distance to a choice of providers for all members					
Number of providers	1	2	3	4	5
Miles	8.6	11.9	14.6	16.1	18.6

Key geographic areas				
Region	Total number of members	All members		
		Percent w	Percent wo	Average distance to 1 provider
East	60,105	100.0	0.0	8.1
Central	56,398	100.0	0.0	8.1
West	39,844	100.0	0.0	9.9



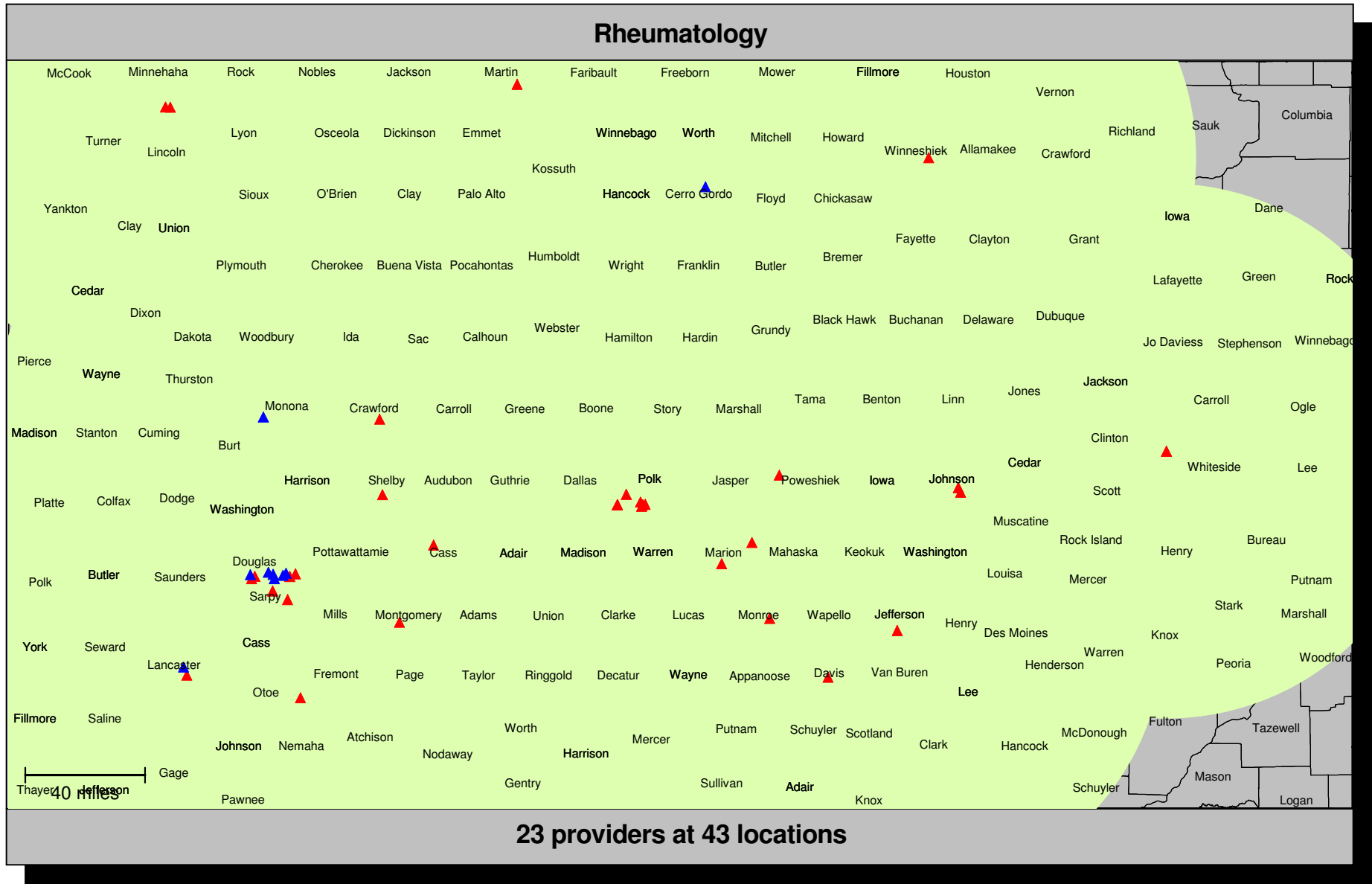
## Accessibility summary

Accessibility analysis specifications	
Provider group:	<b>Pulmonology</b> 171 providers at 180 locations
Member group:	<b>IA Mems</b> 156,347 members
Access standard:	<b>1 provider within 90 miles</b>
All members:	156,347 (100.0%) 100.0% with access 0.0% without access

Average distance to a choice of providers for all members					
Number of providers	1	2	3	4	5
Miles	8.6	11.9	14.6	16.1	18.6

Key geographic areas				
Region	Total number of members	All members		
		Percent w	Percent wo	Average distance to 1 provider
East	60,105	100.0	0.0	8.1
Central	56,398	100.0	0.0	8.1
West	39,844	100.0	0.0	9.9

# Provider locations



- ▲ Single provider locations
- ▲ Multiple provider locations

□ 90 mile radius

## Accessibility summary

Accessibility analysis specifications	
Provider group:	<b>Rheumatology</b> 23 providers at 43 locations
Member group:	<b>IA Mems</b> 156,347 members
Access standard:	<b>1 provider within 60 miles</b>
All members:	156,347 (100.0%) 91.6% with access 8.4% without access

Average distance to a choice of providers for all members					
Number of providers	1	2	3	4	5
Miles	27.7	36.5	47.5	56.7	63.8

Key geographic areas				
Region	Total number of members	All members		
		Percent w	Percent wo	Average distance to 1 provider
East	60,105	85.5	14.5	36.3
Central	56,398	100.0	0.0	13.7
West	39,844	88.9	11.1	34.6

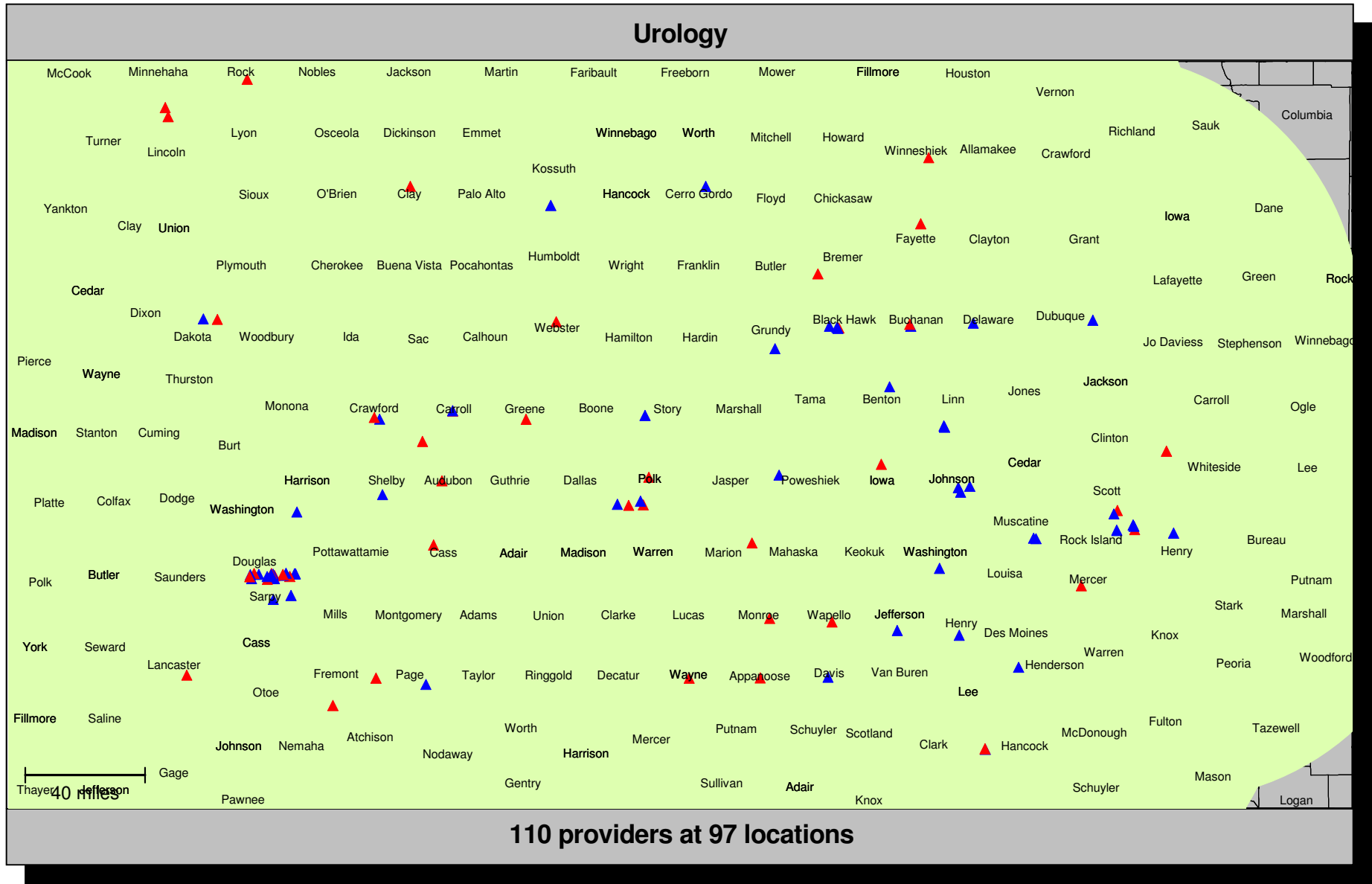
## Accessibility summary

Accessibility analysis specifications	
Provider group:	<b>Rheumatology</b> 23 providers at 43 locations
Member group:	<b>IA Mems</b> 156,347 members
Access standard:	<b>1 provider within 90 miles</b>
All members:	156,347 (100.0%) 100.0% with access 0.0% without access

Average distance to a choice of providers for all members					
Number of providers	1	2	3	4	5
Miles	27.7	36.5	47.5	56.7	63.8

Key geographic areas				
Region	Total number of members	All members		
		Percent w	Percent wo	Average distance to 1 provider
East	60,105	100.0	0.0	36.3
Central	56,398	100.0	0.0	13.7
West	39,844	100.0	0.0	34.6

# Provider locations



## Accessibility summary

Accessibility analysis specifications	
Provider group:	<b>Urology</b> 110 providers at 97 locations
Member group:	<b>IA Mems</b> 156,347 members
Access standard:	<b>1 provider within 60 miles</b>
All members:	156,347 (100.0%) 100.0% with access 0.0% without access

Average distance to a choice of providers for all members					
Number of providers	1	2	3	4	5
Miles	9.9	13.7	17.0	20.2	23.4

Key geographic areas				
Region	Total number of members	All members		
		Percent w	Percent wo	Average distance to 1 provider
East	60,105	100.0	0.0	6.9
Central	56,398	100.0	0.0	9.3
West	39,844	100.0	0.0	15.3


## Accessibility summary

Accessibility analysis specifications	
Provider group:	<b>Urology</b> 110 providers at 97 locations
Member group:	<b>IA Mems</b> 156,347 members
Access standard:	<b>1 provider within 90 miles</b>
All members:	156,347 (100.0%) 100.0% with access 0.0% without access

Average distance to a choice of providers for all members					
Number of providers	1	2	3	4	5
Miles	9.9	13.7	17.0	20.2	23.4

Key geographic areas				
Region	Total number of members	All members		
		Percent w	Percent wo	Average distance to 1 provider
East	60,105	100.0	0.0	6.9
Central	56,398	100.0	0.0	9.3
West	39,844	100.0	0.0	15.3

# Provider locations



- ▲ Single provider locations
- ▲ Multiple provider locations

□ 90 mile radius



## Accessibility summary

Accessibility analysis specifications	
Provider group:	<b>Pediatric Cardiology</b> 384 providers at 328 locations
Member group:	<b>IA Children Members</b> 70,141 members
Access standard:	<b>1 provider within 60 miles</b>
All members:	70,141 (100.0%) 100.0% with access 0.0% without access

Average distance to a choice of providers for all members					
Number of providers	1	2	3	4	5
Miles	6.1	7.2	8.6	9.4	10.2

Key geographic areas				
Region	Total number of members	All members		
		Percent w	Percent wo	Average distance to 1 provider
East	26,123	100.0	0.0	4.3
Central	25,209	100.0	0.0	6.6
West	18,809	100.0	0.0	7.9

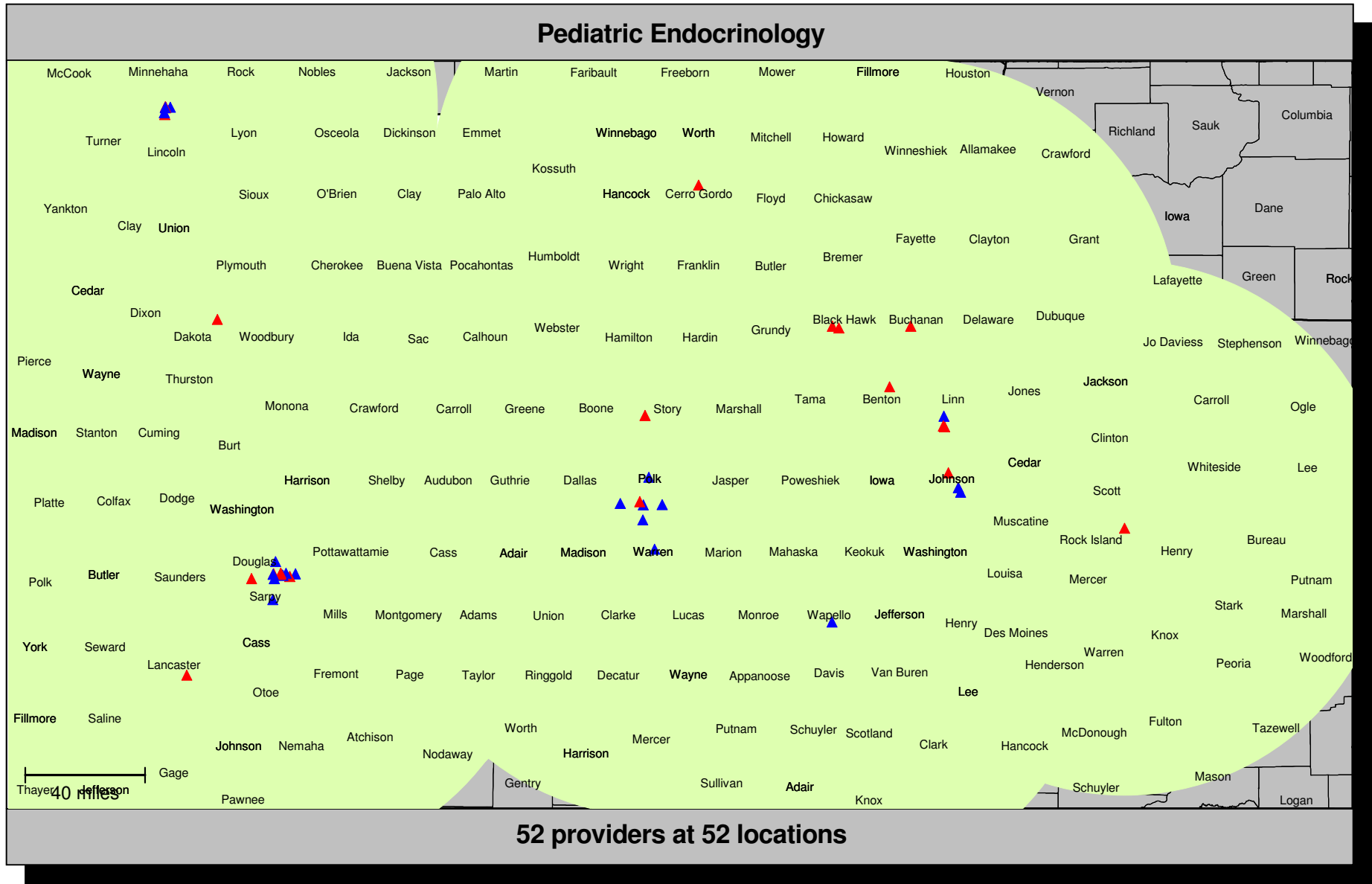
## Accessibility summary

Accessibility analysis specifications	
Provider group:	<b>Pediatric Cardiology</b> 384 providers at 328 locations
Member group:	<b>IA Children Members</b> 70,141 members
Access standard:	<b>1 provider within 90 miles</b>
All members:	70,141 (100.0%) 100.0% with access 0.0% without access

Average distance to a choice of providers for all members					
Number of providers	1	2	3	4	5
Miles	6.1	7.2	8.6	9.4	10.2

Key geographic areas				
Region	Total number of members	All members		
		Percent w	Percent wo	Average distance to 1 provider
East	26,123	100.0	0.0	4.3
Central	25,209	100.0	0.0	6.6
West	18,809	100.0	0.0	7.9

# Provider locations



- ▲ Single provider locations
- ▲ Multiple provider locations

90 mile radius

## Accessibility summary

Accessibility analysis specifications	
Provider group:	<b>Pediatric Endocrinology</b> 52 providers at 52 locations
Member group:	<b>IA Children Members</b> 70,141 members
Access standard:	<b>1 provider within 60 miles</b>
All members:	70,141 (100.0%) 88.9% with access 11.1% without access

Average distance to a choice of providers for all members					
Number of providers	1	2	3	4	5
Miles	23.1	35.0	36.8	40.7	42.7

Key geographic areas				
Region	Total number of members	All members		
		Percent w	Percent wo	Average distance to 1 provider
East	26,123	86.7	13.3	23.1
Central	25,209	100.0	0.0	13.0
West	18,809	77.1	22.9	36.6


## Accessibility summary

Accessibility analysis specifications	
Provider group:	<b>Pediatric Endocrinology</b> 52 providers at 52 locations
Member group:	<b>IA Children Members</b> 70,141 members
Access standard:	<b>1 provider within 90 miles</b>
All members:	70,141 (100.0%) 100.0% with access 0.0% without access

Average distance to a choice of providers for all members					
Number of providers	1	2	3	4	5
Miles	23.1	35.0	36.8	40.7	42.7

Key geographic areas				
Region	Total number of members	All members		
		Percent w	Percent wo	Average distance to 1 provider
East	26,123	100.0	0.0	23.1
Central	25,209	100.0	0.0	13.0
West	18,809	99.9	0.1	36.6

# Provider locations



- ▲ Single provider locations
- ▲ Multiple provider locations

90 mile radius

## Accessibility summary

Accessibility analysis specifications	
Provider group:	<b>Pediatric Gastroenterology</b> 172 providers at 123 locations
Member group:	<b>IA Children Members</b> 70,141 members
Access standard:	<b>1 provider within 60 miles</b>
All members:	70,141 (100.0%) 98.9% with access 1.1% without access

Average distance to a choice of providers for all members					
Number of providers	1	2	3	4	5
Miles	13.6	16.2	19.5	22.2	24.4

Key geographic areas				
Region	Total number of members	All members		
		Percent w	Percent wo	Average distance to 1 provider
East	26,123	100.0	0.0	8.7
Central	25,209	98.8	1.2	13.9
West	18,809	97.7	2.3	20.1

## Accessibility summary

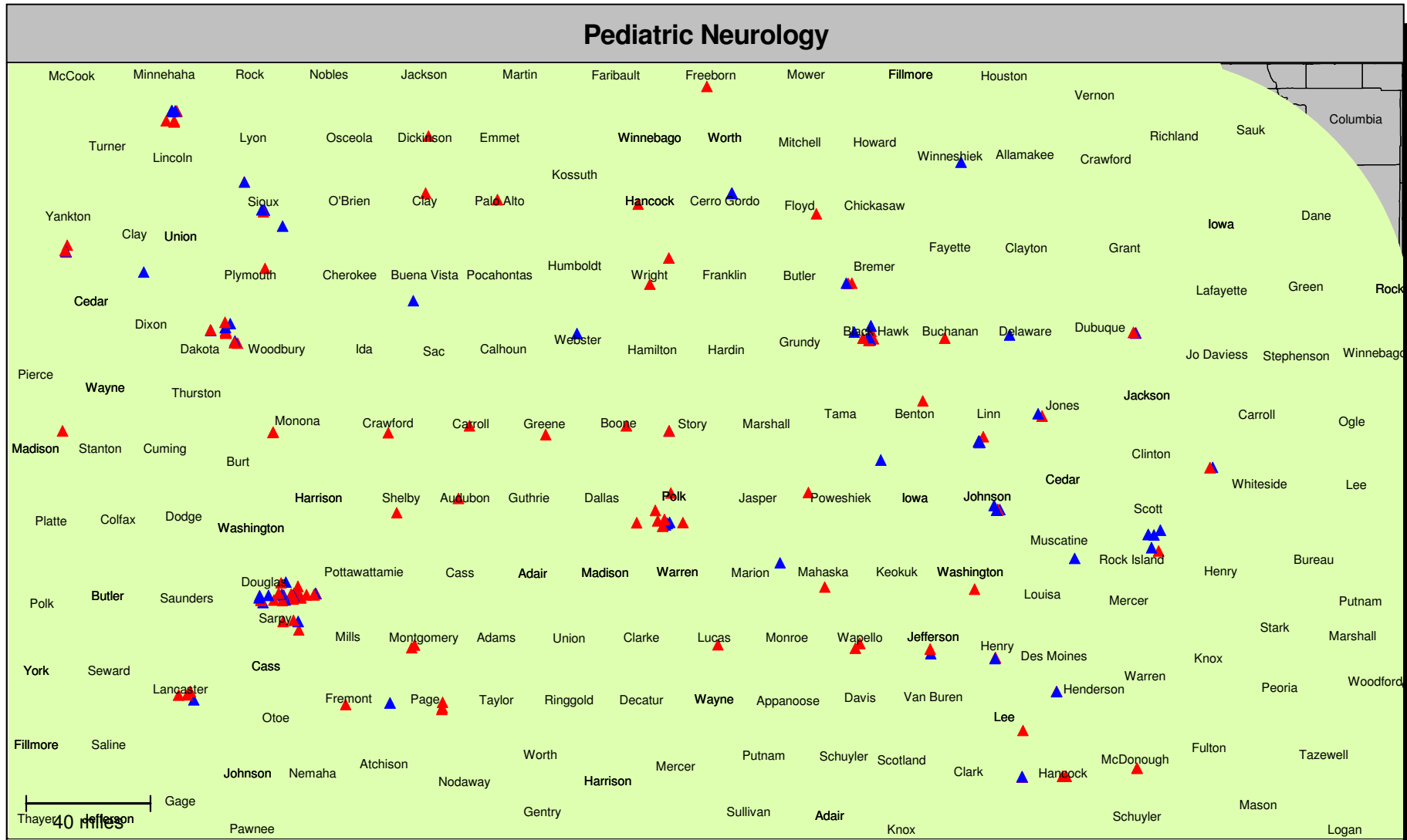
Accessibility analysis specifications	
Provider group:	<b>Pediatric Gastroenterology</b> 172 providers at 123 locations
Member group:	<b>IA Children Members</b> 70,141 members
Access standard:	<b>1 provider within 90 miles</b>
All members:	70,141 (100.0%) 100.0% with access 0.0% without access

Average distance to a choice of providers for all members					
Number of providers	1	2	3	4	5
Miles	13.6	16.2	19.5	22.2	24.4

Key geographic areas				
Region	Total number of members	All members		
		Percent w	Percent wo	Average distance to 1 provider
East	26,123	100.0	0.0	8.7
Central	25,209	100.0	0.0	13.9
West	18,809	100.0	0.0	20.1



# Provider locations



- ▲ Single provider locations
- ▲ Multiple provider locations

90 mile radius

## Accessibility summary

Accessibility analysis specifications	
Provider group:	<b>Pediatric Neurology</b> 284 providers at 222 locations
Member group:	<b>IA Children Members</b> 70,141 members
Access standard:	<b>1 provider within 60 miles</b>
All members:	70,141 (100.0%) 100.0% with access 0.0% without access

Average distance to a choice of providers for all members					
Number of providers	1	2	3	4	5
Miles	8.2	11.2	13.6	15.3	16.4

Key geographic areas				
Region	Total number of members	All members		
		Percent w	Percent wo	Average distance to 1 provider
East	26,123	100.0	0.0	6.1
Central	25,209	100.0	0.0	8.7
West	18,809	100.0	0.0	10.6

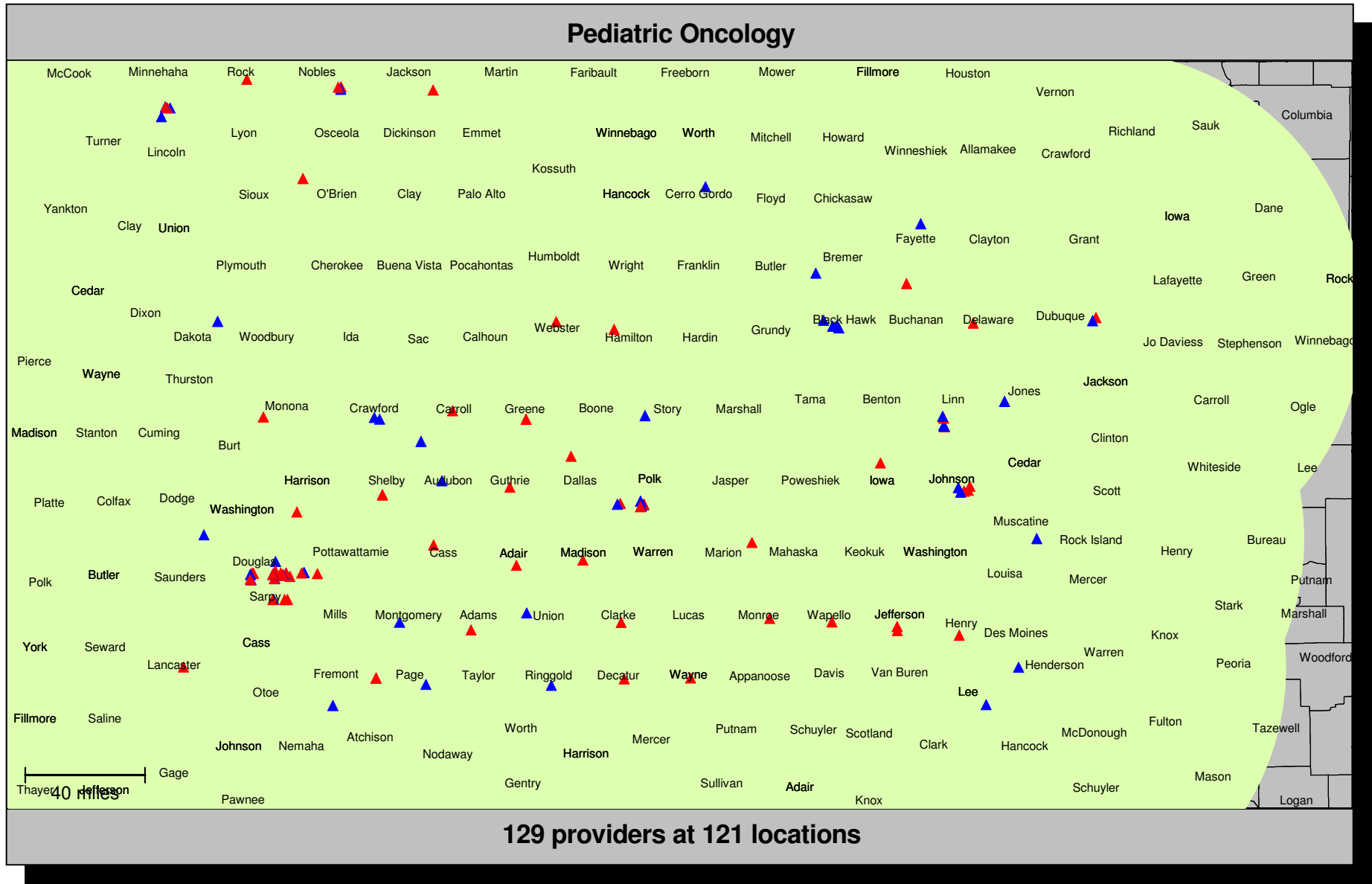
## Accessibility summary

Accessibility analysis specifications	
Provider group:	<b>Pediatric Neurology</b> 284 providers at 222 locations
Member group:	<b>IA Children Members</b> 70,141 members
Access standard:	<b>1 provider within 90 miles</b>
All members:	70,141 (100.0%) 100.0% with access 0.0% without access

Average distance to a choice of providers for all members					
Number of providers	1	2	3	4	5
Miles	8.2	11.2	13.6	15.3	16.4

Key geographic areas				
Region	Total number of members	All members		
		Percent w	Percent wo	Average distance to 1 provider
East	26,123	100.0	0.0	6.1
Central	25,209	100.0	0.0	8.7
West	18,809	100.0	0.0	10.6

# Provider locations



- ▲ Single provider locations
- ▲ Multiple provider locations

□ 90 mile radius

## Accessibility summary

Accessibility analysis specifications	
Provider group:	<b>Pediatric Oncology</b> 129 providers at 121 locations
Member group:	<b>IA Children Members</b> 70,141 members
Access standard:	<b>1 provider within 60 miles</b>
All members:	70,141 (100.0%) 99.8% with access 0.2% without access

Average distance to a choice of providers for all members					
Number of providers	1	2	3	4	5
Miles	12.5	15.6	19.4	22.6	24.8

Key geographic areas				
Region	Total number of members	All members		
		Percent w	Percent wo	Average distance to 1 provider
East	26,123	99.3	0.7	13.7
Central	25,209	100.0	0.0	11.0
West	18,809	100.0	0.0	12.8


## Accessibility summary

Accessibility analysis specifications	
Provider group:	<b>Pediatric Oncology</b> 129 providers at 121 locations
Member group:	<b>IA Children Members</b> 70,141 members
Access standard:	<b>1 provider within 90 miles</b>
All members:	70,141 (100.0%) 100.0% with access 0.0% without access

Average distance to a choice of providers for all members					
Number of providers	1	2	3	4	5
Miles	12.5	15.6	19.4	22.6	24.8

Key geographic areas				
Region	Total number of members	All members		
		Percent w	Percent wo	Average distance to 1 provider
East	26,123	100.0	0.0	13.7
Central	25,209	100.0	0.0	11.0
West	18,809	100.0	0.0	12.8

# Provider locations



- ▲ Single provider locations
- ▲ Multiple provider locations

□ 90 mile radius

## Accessibility summary

Accessibility analysis specifications	
Provider group:	<b>Pediatric Orthopedics</b> 341 providers at 259 locations
Member group:	<b>IA Children Members</b> 70,141 members
Access standard:	<b>1 provider within 60 miles</b>
All members:	70,141 (100.0%) 100.0% with access 0.0% without access

Average distance to a choice of providers for all members					
Number of providers	1	2	3	4	5
Miles	6.0	7.9	10.2	12.1	13.7

Key geographic areas				
Region	Total number of members	All members		
		Percent w	Percent wo	Average distance to 1 provider
East	26,123	100.0	0.0	6.3
Central	25,209	100.0	0.0	5.5
West	18,809	100.0	0.0	6.1




## Accessibility summary

Accessibility analysis specifications	
Provider group:	<b>Pediatric Orthopedics</b> 341 providers at 259 locations
Member group:	<b>IA Children Members</b> 70,141 members
Access standard:	<b>1 provider within 90 miles</b>
All members:	70,141 (100.0%) 100.0% with access 0.0% without access

Average distance to a choice of providers for all members					
Number of providers	1	2	3	4	5
Miles	6.0	7.9	10.2	12.1	13.7

Key geographic areas				
Region	Total number of members	All members		
		Percent w	Percent wo	Average distance to 1 provider
East	26,123	100.0	0.0	6.3
Central	25,209	100.0	0.0	5.5
West	18,809	100.0	0.0	6.1

# Provider locations



- ▲ Single provider locations
- ▲ Multiple provider locations

90 mile radius

## Accessibility summary

Accessibility analysis specifications	
Provider group:	<b>Pediatric Pulmonology</b> 171 providers at 180 locations
Member group:	<b>IA Children Members</b> 70,141 members
Access standard:	<b>1 provider within 60 miles</b>
All members:	70,141 (100.0%) 100.0% with access 0.0% without access

Average distance to a choice of providers for all members					
Number of providers	1	2	3	4	5
Miles	8.6	11.9	14.5	15.9	18.4

Key geographic areas				
Region	Total number of members	All members		
		Percent w	Percent wo	Average distance to 1 provider
East	26,123	100.0	0.0	8.2
Central	25,209	100.0	0.0	8.0
West	18,809	100.0	0.0	9.8


## Accessibility summary

Accessibility analysis specifications	
Provider group:	<b>Pediatric Pulmonology</b> 171 providers at 180 locations
Member group:	<b>IA Children Members</b> 70,141 members
Access standard:	<b>1 provider within 90 miles</b>
All members:	70,141 (100.0%) 100.0% with access 0.0% without access

Average distance to a choice of providers for all members					
Number of providers	1	2	3	4	5
Miles	8.6	11.9	14.5	15.9	18.4

Key geographic areas				
Region	Total number of members	All members		
		Percent w	Percent wo	Average distance to 1 provider
East	26,123	100.0	0.0	8.2
Central	25,209	100.0	0.0	8.0
West	18,809	100.0	0.0	9.8

# Provider locations



- ▲ Single provider locations
- ▲ Multiple provider locations

90 mile radius

## Accessibility summary

Accessibility analysis specifications	
Provider group:	<b>Pediatric Rheumatology</b> 23 providers at 43 locations
Member group:	<b>IA Children Members</b> 70,141 members
Access standard:	<b>1 provider within 60 miles</b>
All members:	70,141 (100.0%) 91.8% with access 8.2% without access

Average distance to a choice of providers for all members					
Number of providers	1	2	3	4	5
Miles	27.8	36.3	47.3	56.3	63.2

Key geographic areas				
Region	Total number of members	All members		
		Percent w	Percent wo	Average distance to 1 provider
East	26,123	85.7	14.3	36.2
Central	25,209	100.0	0.0	13.7
West	18,809	89.3	10.7	34.9

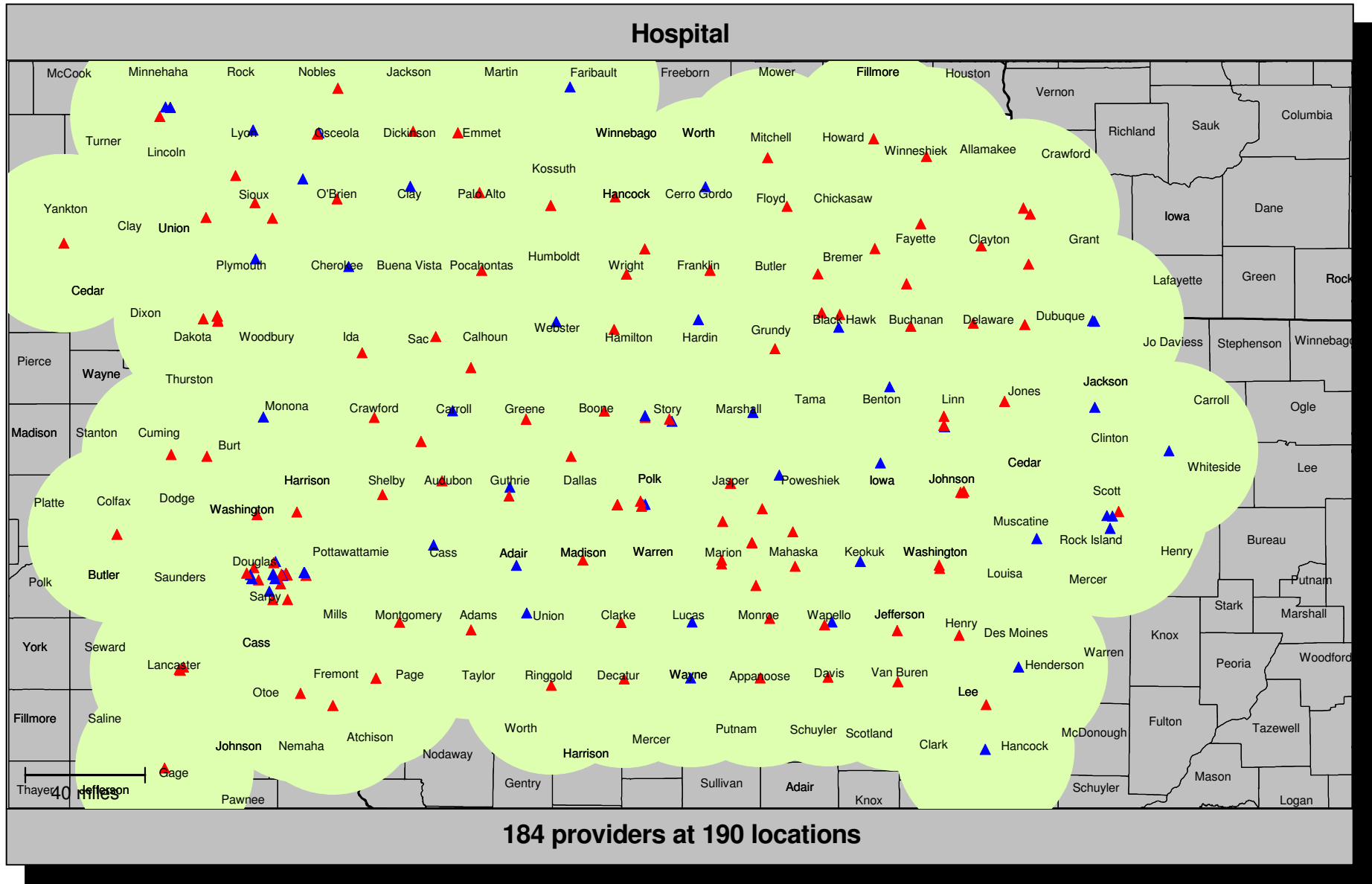
## Accessibility summary

Accessibility analysis specifications	
Provider group:	<b>Pediatric Rheumatology</b> 23 providers at 43 locations
Member group:	<b>IA Children Members</b> 70,141 members
Access standard:	<b>1 provider within 90 miles</b>
All members:	70,141 (100.0%) 100.0% with access 0.0% without access

Average distance to a choice of providers for all members					
Number of providers	1	2	3	4	5
Miles	27.8	36.3	47.3	56.3	63.2

Key geographic areas				
Region	Total number of members	All members		
		Percent w	Percent wo	Average distance to 1 provider
East	26,123	100.0	0.0	36.2
Central	25,209	100.0	0.0	13.7
West	18,809	100.0	0.0	34.9

# Provider locations



- ▲ Single provider locations
- ▲ Multiple provider locations

■ 30 mile radius



## Accessibility summary

Accessibility analysis specifications	
Provider group:	<b>Hospital</b> 184 providers at 190 locations
Member group:	<b>IA Mems</b> 156,347 members
Access standard:	<b>1 provider within 30 miles</b>
All members:	156,347 (100.0%) 99.9% with access 0.1% without access

Average distance to a choice of providers for all members					
Number of providers	1	2	3	4	5
Miles	5.3	8.5	12.2	15.4	17.9

Key geographic areas				
Region	Total number of members	All members		
		Percent w	Percent wo	Average distance to 1 provider
East	60,105	100.0	0.0	4.7
Central	56,398	100.0	0.0	5.2
West	39,844	99.7	0.3	6.6

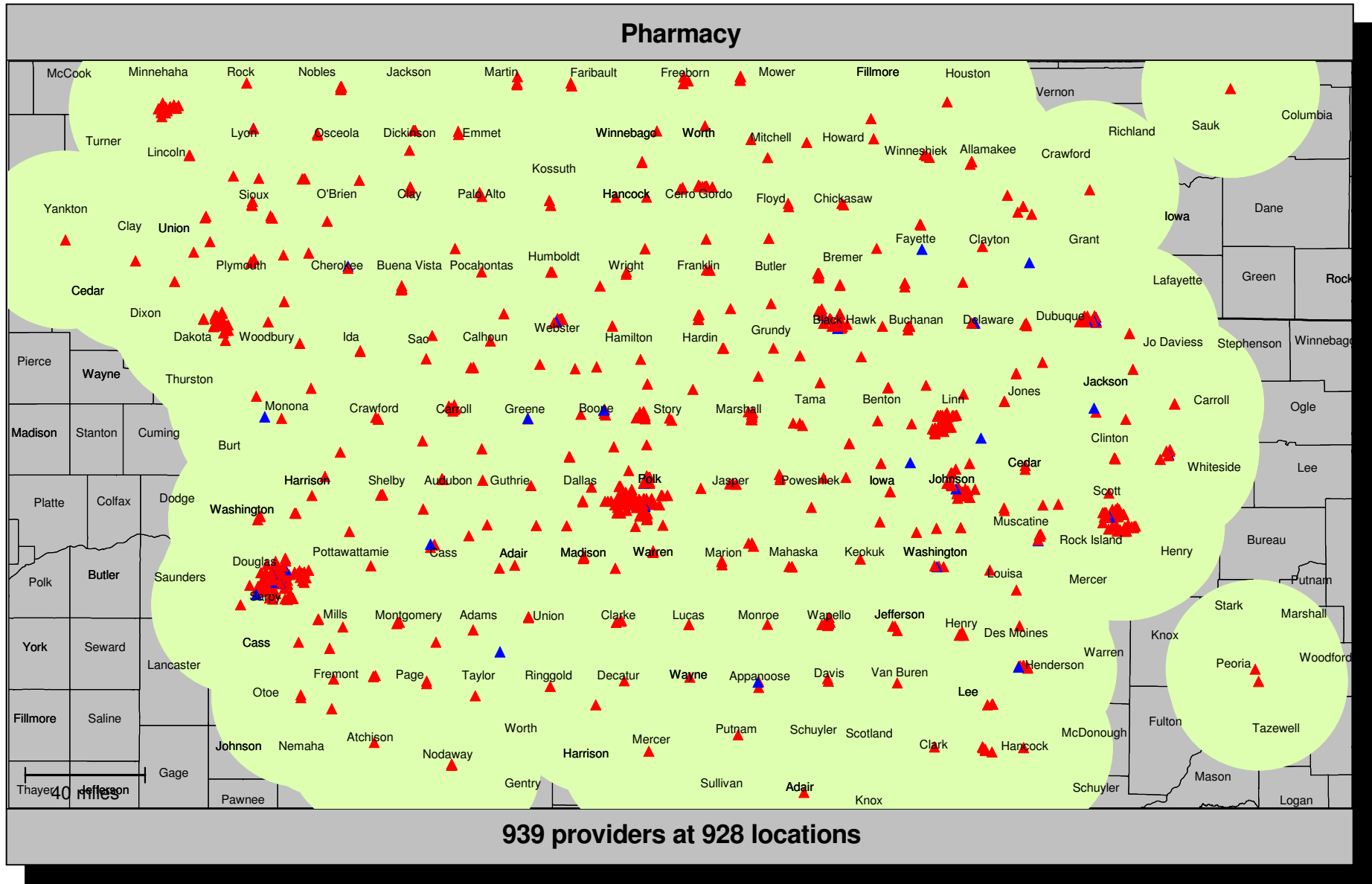
## Accessibility summary

Accessibility analysis specifications	
Provider group:	<b>Hospital</b> 184 providers at 190 locations
Member group:	<b>IA Mems</b> 156,347 members
Access standard:	<b>1 provider within 30 miles</b>
All members:	156,347 (100.0%) 99.9% with access 0.1% without access

Average distance to a choice of providers for all members					
Number of providers	1	2	3	4	5
Miles	5.3	8.5	12.2	15.4	17.9

Key geographic areas				
Region	Total number of members	All members		
		Percent w	Percent wo	Average distance to 1 provider
East	60,105	100.0	0.0	4.7
Central	56,398	100.0	0.0	5.2
West	39,844	99.7	0.3	6.6

# Provider locations



- ▲ Single provider locations
- ▲ Multiple provider locations

□ 30 mile radius

## Accessibility summary

Accessibility analysis specifications	
Provider group:	<b>Pharmacy</b> 939 providers at 928 locations
Member group:	<b>IA Mems</b> 156,347 members
Access standard:	<b>2 providers within 30 miles</b>
All members:	156,347 (100.0%) 100.0% with access 0.0% without access

Average distance to a choice of providers for all members					
Number of providers	1	2	3	4	5
Miles	2.4	3.7	5.0	6.6	7.8

Key geographic areas				
Region	Total number of members	All members		
		Percent w	Percent wo	Average distance to 2 providers
East	60,105	100.0	0.0	3.0
Central	56,398	100.0	0.0	3.4
West	39,844	100.0	0.0	5.1

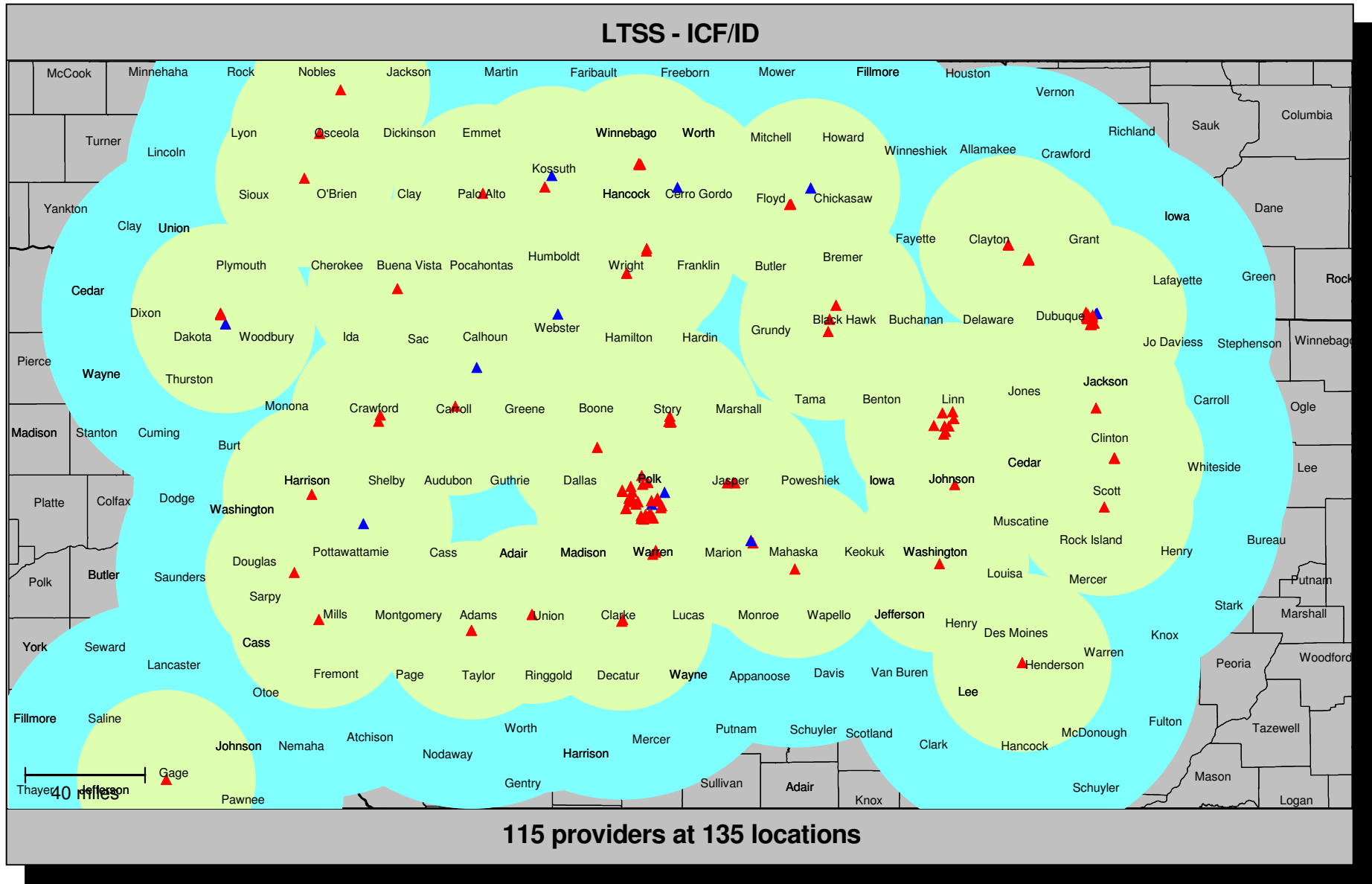
## Accessibility summary

Accessibility analysis specifications	
Provider group:	<b>Pharmacy</b> 939 providers at 928 locations
Member group:	<b>IA Mems</b> 156,347 members
Access standard:	<b>2 providers within 30 miles</b>
All members:	156,347 (100.0%) 100.0% with access 0.0% without access

Average distance to a choice of providers for all members					
Number of providers	1	2	3	4	5
Miles	2.4	3.7	5.0	6.6	7.8

Key geographic areas				
Region	Total number of members	All members		
		Percent w	Percent wo	Average distance to 2 providers
East	60,105	100.0	0.0	3.0
Central	56,398	100.0	0.0	3.4
West	39,844	100.0	0.0	5.1

# Provider locations



- ▲ Single provider locations
- ▲ Multiple provider locations

- 30 mile radius
- 60 mile radius

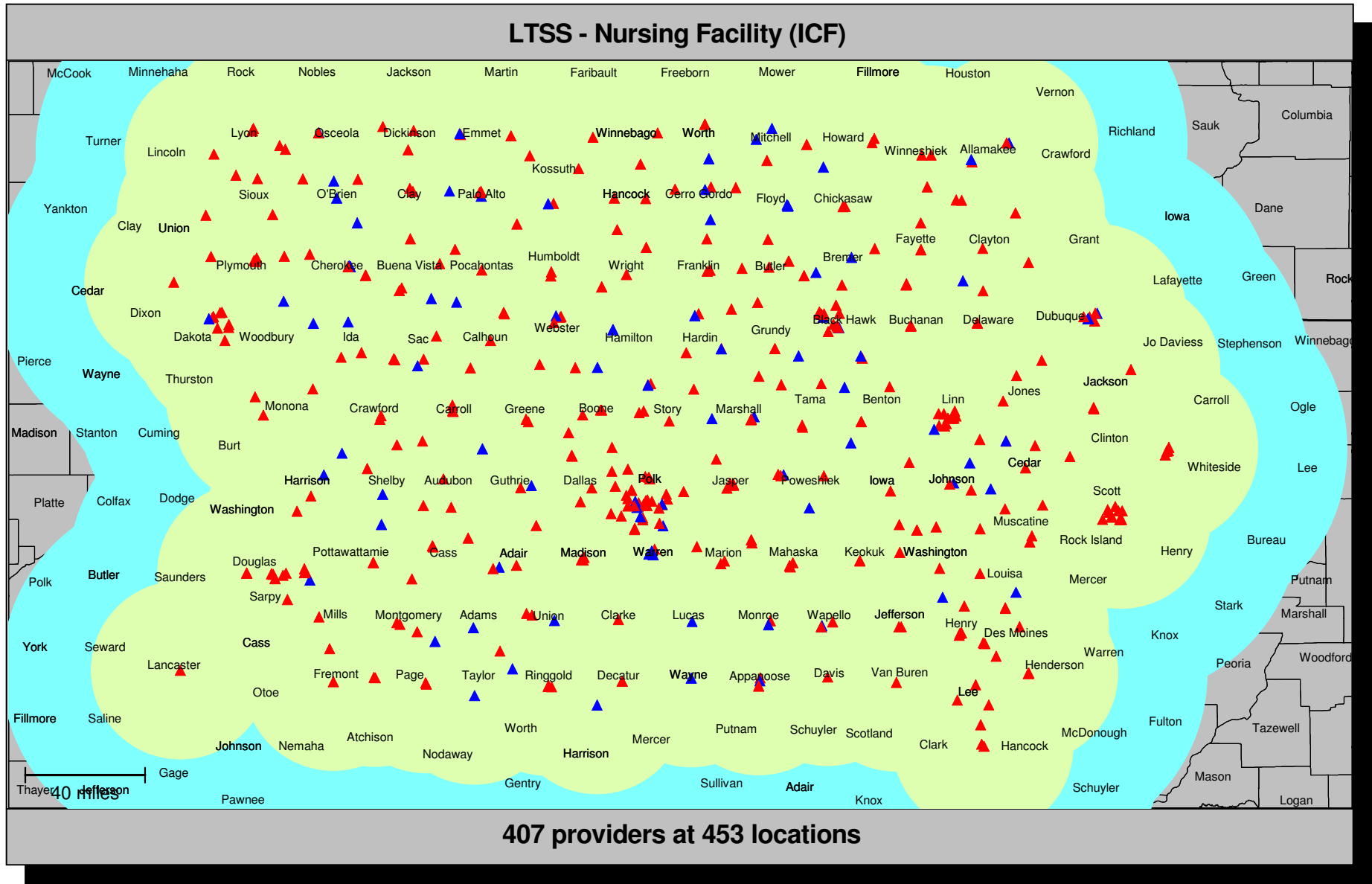
## Accessibility summary

Accessibility analysis specifications	
Provider group:	<b>LTSS - ICF/ID</b> 115 providers at 135 locations
Member group:	<b>ICF/ID Residents</b> 327 members
Access standard:	Urban:1 Provider within 30.0 miles Suburban:1 Provider within 60.0 miles Rural:1 Provider within 60.0 miles
All members:	Urban: 31 (100.0%) with access (100.0%), without access (0.0%) Suburban: 93 (100.0%) with access (100.0%), without access (0.0%) Rural: 203 (100.0%) with access (100.0%), without access (0.0%)

Average distance to a choice of providers for all members					
Number of providers	1	2	3	4	5
Urban	2.1	2.5	3.2	3.4	4.1
Suburban	0.7	6.4	7.2	8.2	8.5
Rural	2.2	5.9	11.4	19.6	21.3

Key geographic areas				
Region	Total number of members	All members		
		Percent w	Percent wo	Average distance to 1 provider
Central	124	100.0	0.0	1.8
East	124	100.0	0.0	1.1
West	79	100.0	0.0	2.8

# Provider locations





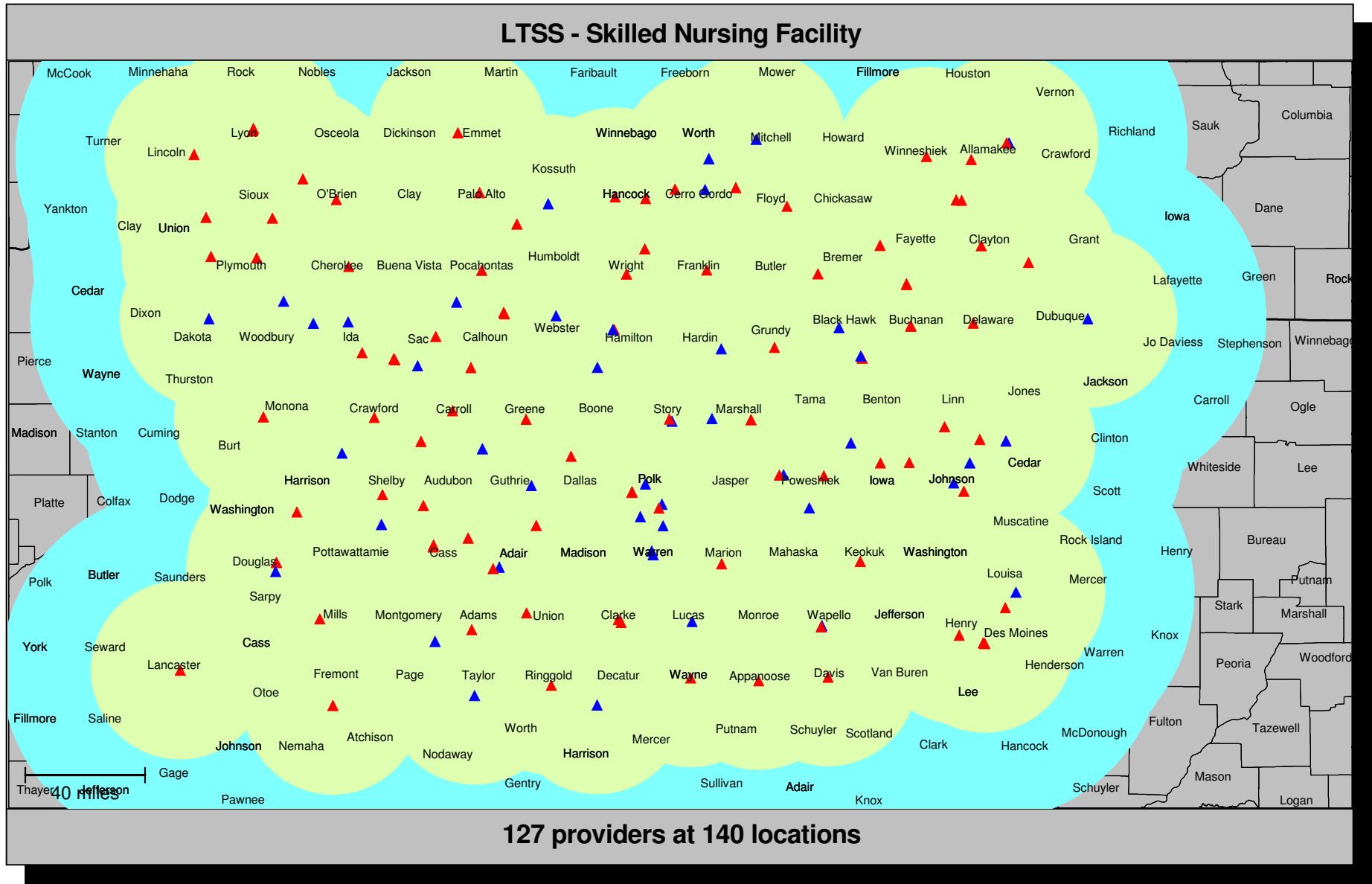
## Accessibility summary

Accessibility analysis specifications	
Provider group:	<b>LTSS - Nursing Facility (ICF)</b> 407 providers at 453 locations
Member group:	<b>Nursing Facility / ICF Residents</b> 2,624 members
Access standard:	Urban:1 Provider within 30.0 miles Suburban:1 Provider within 60.0 miles Rural:1 Provider within 60.0 miles
All members:	Urban: 167 (100.0%) with access (100.0%), without access (0.0%) Suburban: 440 (100.0%) with access (100.0%), without access (0.0%) Rural: 2,017 (100.0%) with access (100.0%), without access (0.0%)

Average distance to a choice of providers for all members					
Number of providers	1	2	3	4	5
Urban	0.6	1.1	1.9	2.3	3.1
Suburban	1.3	2.2	2.8	3.7	4.7
Rural	2.6	5.4	8.9	11.7	14.1

Key geographic areas				
Region	Total number of members	All members		
		Percent w	Percent wo	Average distance to 1 provider
Central	1,017	100.0	0.0	2.0
East	996	100.0	0.0	2.4
West	611	100.0	0.0	2.5

# Provider locations



- ▲ Single provider locations
- ▲ Multiple provider locations

- 30 mile radius
- 60 mile radius

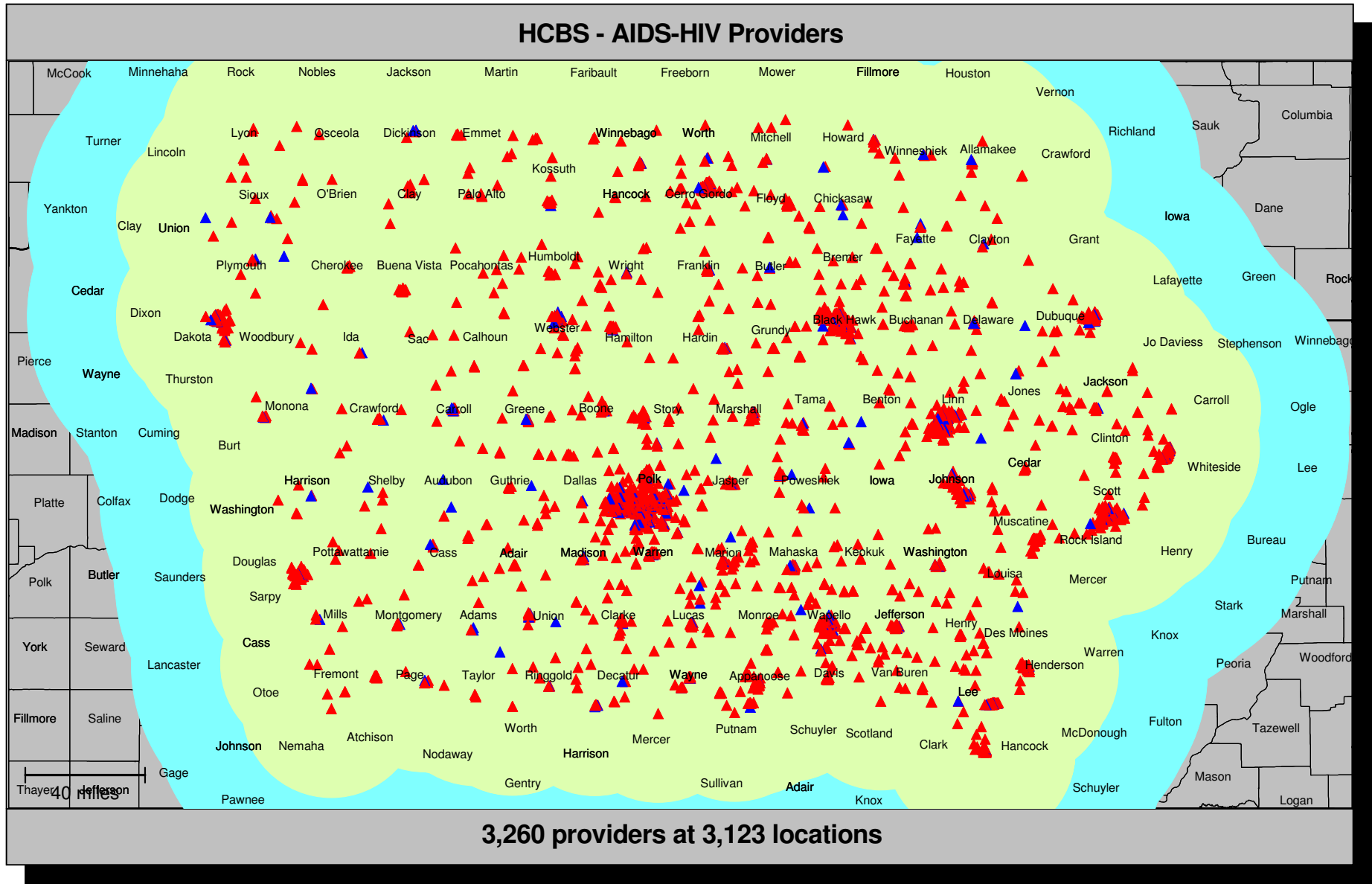
## Accessibility summary

Accessibility analysis specifications	
Provider group:	<b>LTSS - Skilled Nursing Facility</b> 127 providers at 140 locations
Member group:	<b>Skilled Nursing Facility Residents</b> 33 members
Access standard:	Urban:1 Provider within 30.0 miles Suburban:1 Provider within 60.0 miles Rural:1 Provider within 60.0 miles
All members:	Urban: 2 (100.0%) with access (50.0%), without access (50.0%) Suburban: 3 (100.0%) with access (100.0%), without access (0.0%) Rural: 28 (100.0%) with access (100.0%), without access (0.0%)

Average distance to a choice of providers for all members					
Number of providers	1	2	3	4	5
Urban	26.9	27.0	30.8	30.8	31.7
Suburban	17.0	17.0	30.5	34.8	38.7
Rural	6.9	14.3	19.7	22.1	24.8

Key geographic areas				
Region	Total number of members	All members		
		Percent w	Percent wo	Average distance to 1 provider
Central	17	100.0	0.0	4.4
East	9	88.9	11.1	21.6
West	7	100.0	0.0	4.0

# Provider locations



- ▲ Single provider locations
- ▲ Multiple provider locations

- 30 mile radius
- 60 mile radius

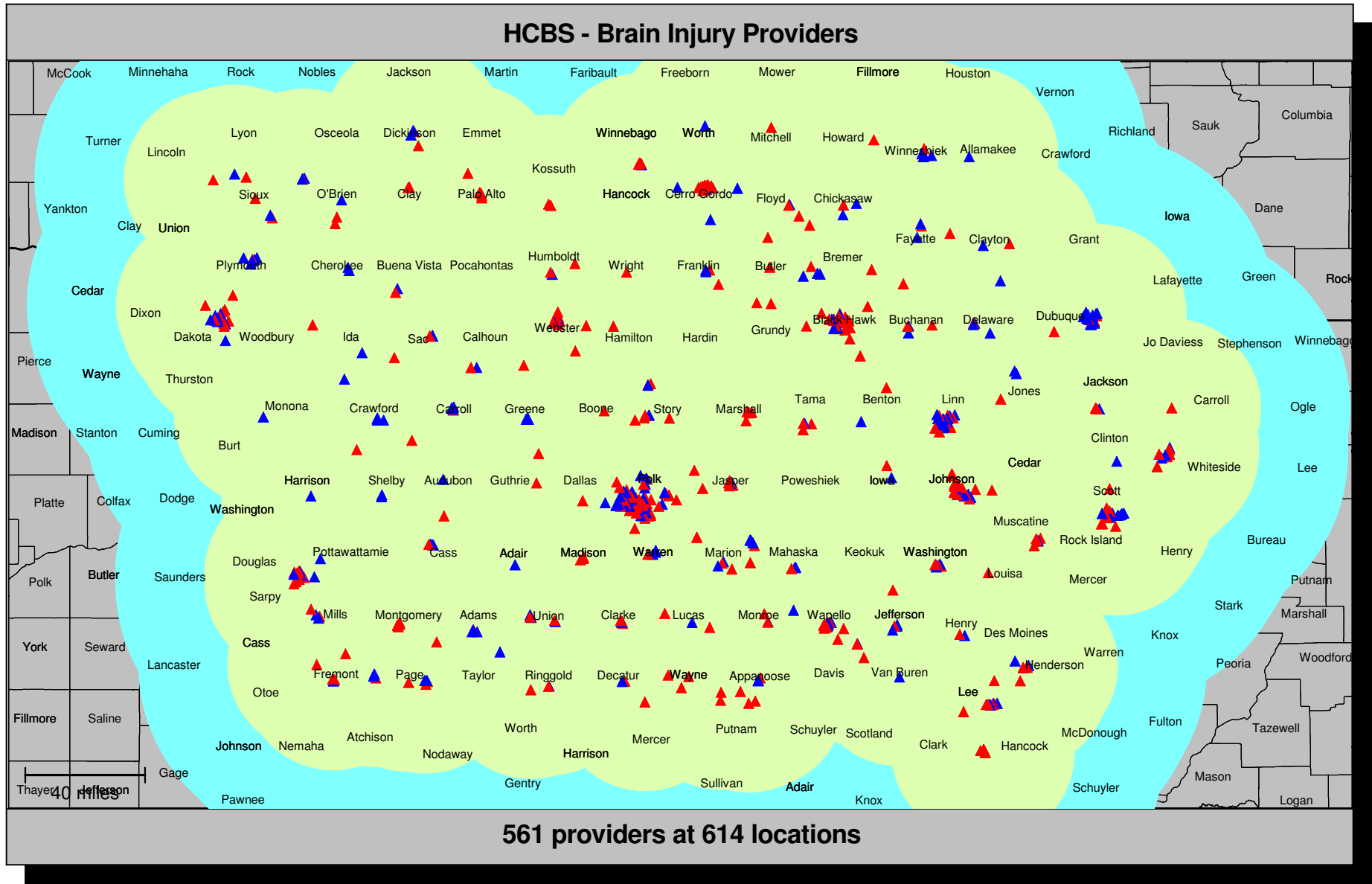
## Accessibility summary

Accessibility analysis specifications	
Provider group:	<b>HCBS - AIDS-HIV Providers</b> 3,260 providers at 3,123 locations
Member group:	<b>LTSS AIDS-HIV Mems</b> 4 members
Access standard:	Urban:1 Provider within 30.0 miles Suburban:1 Provider within 60.0 miles Rural:1 Provider within 60.0 miles
All members:	Urban: 0 (0.0%) Suburban: 3 (100.0%) with access (100.0%), without access (0.0%) Rural: 1 (100.0%) with access (100.0%), without access (0.0%)

Average distance to a choice of providers for all members					
Number of providers	1	2	3	4	5
Urban	---	---	---	---	---
Suburban	0.2	0.3	0.6	1.0	1.6
Rural	0.5	11.7	13.6	14.0	15.2

Key geographic areas				
Region	Total number of members	All members		
		Percent w	Percent wo	Average distance to 1 provider
West	2	100.0	0.0	0.3
Central	1	100.0	0.0	0.2
East	1	100.0	0.0	0.3

# Provider locations



- ▲ Single provider locations
- ▲ Multiple provider locations

- 30 mile radius
- 60 mile radius

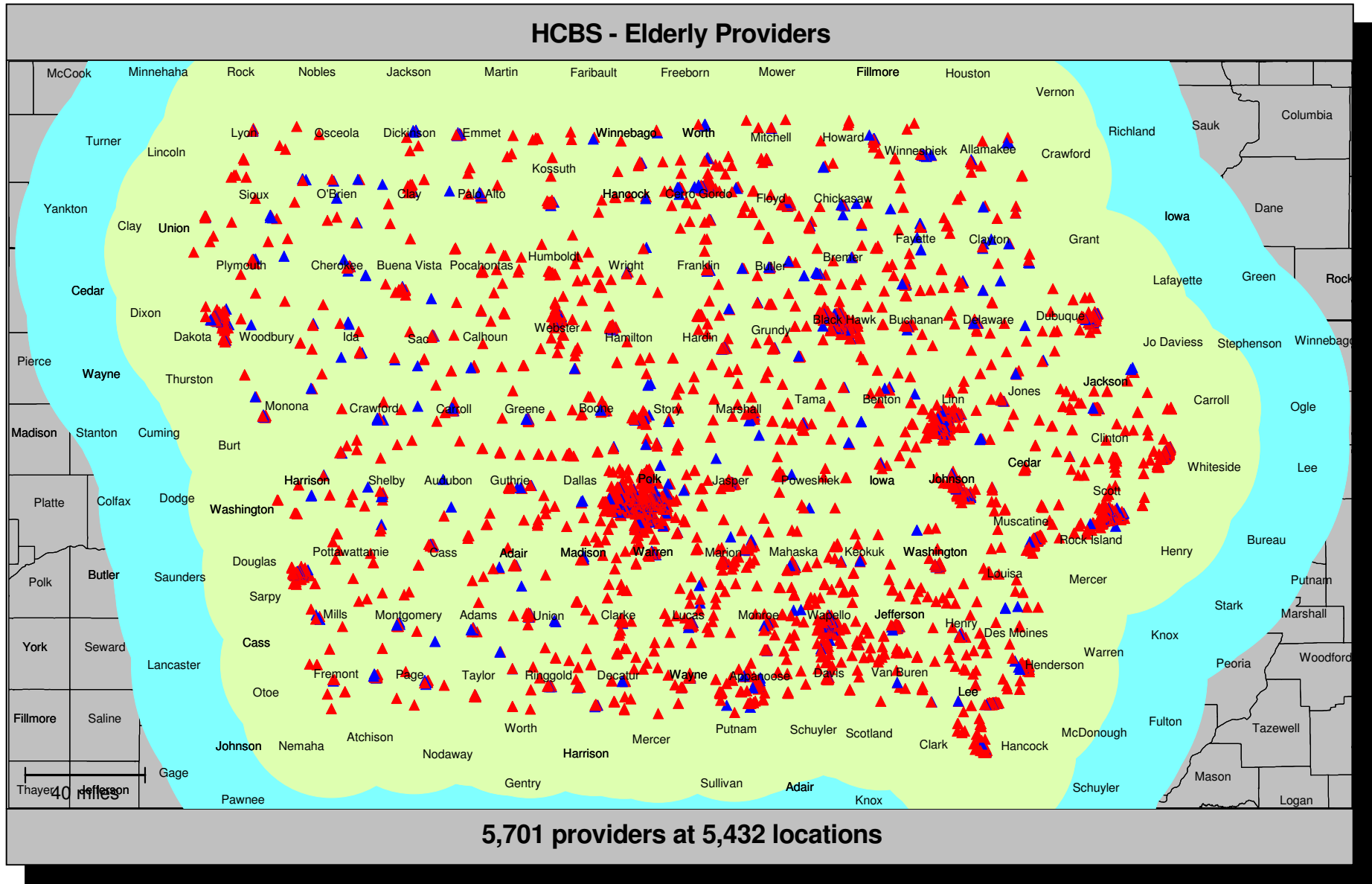
## Accessibility summary

Accessibility analysis specifications	
Provider group:	<b>HCBS - Brain Injury Providers</b> 561 providers at 614 locations
Member group:	<b>LTSS Brain Injury Mems</b> 199 members
Access standard:	Urban:1 Provider within 30.0 miles Suburban:1 Provider within 60.0 miles Rural:1 Provider within 60.0 miles
All members:	Urban: 14 (100.0%) with access (100.0%), without access (0.0%) Suburban: 54 (100.0%) with access (100.0%), without access (0.0%) Rural: 131 (100.0%) with access (100.0%), without access (0.0%)

Average distance to a choice of providers for all members					
Number of providers	1	2	3	4	5
Urban	0.7	0.8	1.1	1.4	1.6
Suburban	0.9	1.3	1.7	1.9	2.1
Rural	3.9	5.4	6.1	6.6	7.8

Key geographic areas				
Region	Total number of members	All members		
		Percent w	Percent wo	Average distance to 1 provider
East	86	100.0	0.0	2.4
Central	75	100.0	0.0	3.6
West	38	100.0	0.0	2.5

# Provider locations



- ▲ Single provider locations
- ▲ Multiple provider locations

- 30 mile radius
- 60 mile radius



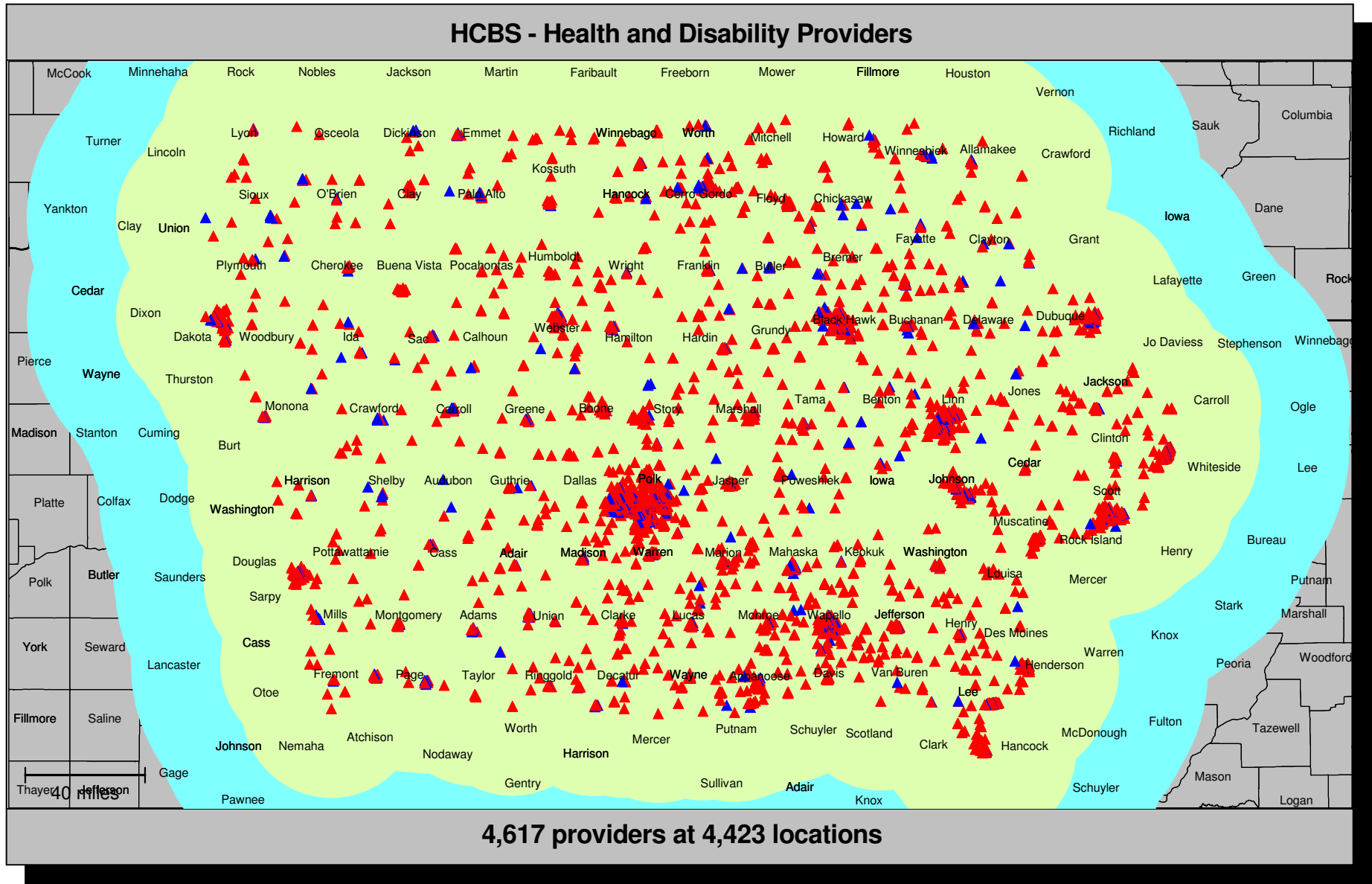
## Accessibility summary

Accessibility analysis specifications	
Provider group:	<b>HCBS - Elderly Providers</b> 5,701 providers at 5,432 locations
Member group:	<b>LTSS Elderly Mems</b> 1,637 members
Access standard:	Urban:1 Provider within 30.0 miles Suburban:1 Provider within 60.0 miles Rural:1 Provider within 60.0 miles
All members:	Urban: 169 (100.0%) with access (100.0%), without access (0.0%) Suburban: 397 (100.0%) with access (100.0%), without access (0.0%) Rural: 1,071 (100.0%) with access (100.0%), without access (0.0%)

Average distance to a choice of providers for all members					
Number of providers	1	2	3	4	5
Urban	0.1	0.1	0.2	0.2	0.3
Suburban	0.2	0.3	0.4	0.5	0.6
Rural	0.9	1.5	1.9	2.3	2.6

Key geographic areas				
Region	Total number of members	All members		
		Percent w	Percent wo	Average distance to 1 provider
East	710	100.0	0.0	0.6
Central	605	100.0	0.0	0.6
West	322	100.0	0.0	0.8

# Provider locations



- ▲ Single provider locations
- ▲ Multiple provider locations

- 30 mile radius
- 60 mile radius

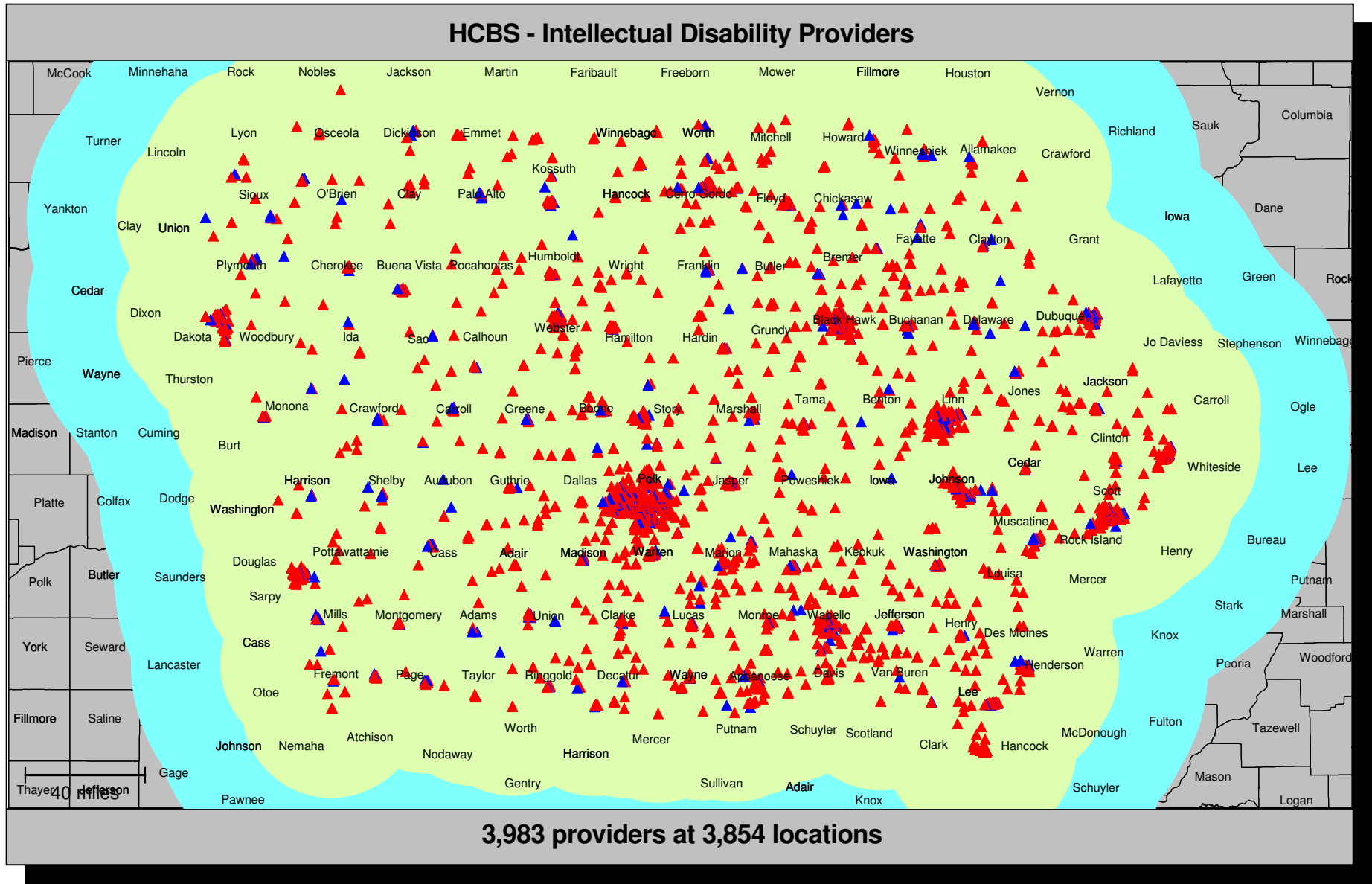
## Accessibility summary

Accessibility analysis specifications	
Provider group:	<b>HCBS - Health and Disability Providers</b> 4,617 providers at 4,423 locations
Member group:	<b>LTSS Health Disability Mems</b> 349 members
Access standard:	Urban:1 Provider within 30.0 miles Suburban:1 Provider within 60.0 miles Rural:1 Provider within 60.0 miles
All members:	Urban: 25 (100.0%) with access (100.0%), without access (0.0%) Suburban: 81 (100.0%) with access (100.0%), without access (0.0%) Rural: 243 (100.0%) with access (100.0%), without access (0.0%)

Average distance to a choice of providers for all members					
Number of providers	1	2	3	4	5
Urban	0.1	0.2	0.3	0.4	0.4
Suburban	0.3	0.4	0.5	0.6	0.8
Rural	1.4	2.4	3.2	3.7	4.2

Key geographic areas				
Region	Total number of members	All members		
		Percent w	Percent wo	Average distance to 1 provider
East	161	100.0	0.0	1.1
Central	127	100.0	0.0	0.6
West	61	100.0	0.0	1.6

# Provider locations



- ▲ Single provider locations
- ▲ Multiple provider locations

- 30 mile radius
- 60 mile radius

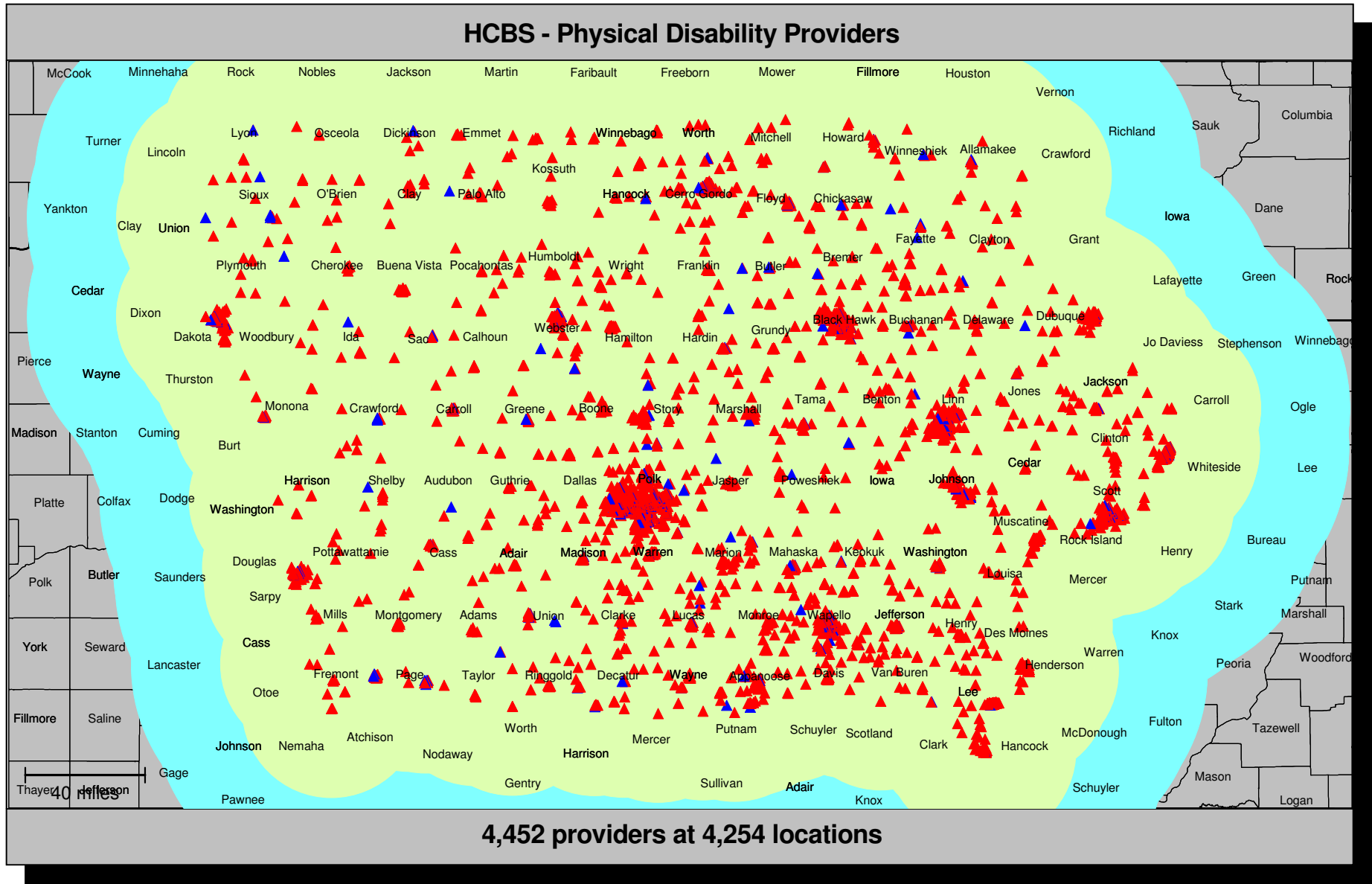
## Accessibility summary

Accessibility analysis specifications	
Provider group:	<b>HCBS - Intellectual Disability Providers</b> 3,983 providers at 3,854 locations
Member group:	<b>Intellectual Disability</b> 2,080 members
Access standard:	Urban:1 Provider within 30.0 miles Suburban:1 Provider within 60.0 miles Rural:1 Provider within 60.0 miles
All members:	Urban: 145 (100.0%) with access (100.0%), without access (0.0%) Suburban: 447 (100.0%) with access (100.0%), without access (0.0%) Rural: 1,488 (100.0%) with access (100.0%), without access (0.0%)

Average distance to a choice of providers for all members					
Number of providers	1	2	3	4	5
Urban	0.1	0.2	0.3	0.4	0.5
Suburban	0.4	0.5	0.6	0.8	0.9
Rural	1.4	2.0	2.5	3.0	3.4

Key geographic areas				
Region	Total number of members	All members		
		Percent w	Percent wo	Average distance to 1 provider
Central	782	100.0	0.0	0.9
East	743	100.0	0.0	1.0
West	555	100.0	0.0	1.5

# Provider locations



- ▲ Single provider locations
- ▲ Multiple provider locations

- 30 mile radius
- 60 mile radius


## Accessibility summary

Accessibility analysis specifications	
Provider group:	<b>HCBS - Physical Disability Providers</b> 4,452 providers at 4,254 locations
Member group:	<b>LTSS Physical Disability Mems</b> 168 members
Access standard:	Urban:1 Provider within 30.0 miles Suburban:1 Provider within 60.0 miles Rural:1 Provider within 60.0 miles
All members:	Urban: 31 (100.0%) with access (100.0%), without access (0.0%) Suburban: 48 (100.0%) with access (100.0%), without access (0.0%) Rural: 89 (100.0%) with access (100.0%), without access (0.0%)

Average distance to a choice of providers for all members					
Number of providers	1	2	3	4	5
Urban	0.1	0.2	0.3	0.3	0.4
Suburban	0.2	0.3	0.4	0.5	0.6
Rural	0.7	1.2	1.8	2.3	2.8

Key geographic areas				
Region	Total number of members	All members		
		Percent w	Percent wo	Average distance to 1 provider
Central	67	100.0	0.0	0.3
East	67	100.0	0.0	0.4
West	34	100.0	0.0	0.9

# Provider locations



- ▲ Single provider locations
- ▲ Multiple provider locations

90 mile radius



## Accessibility summary

Accessibility analysis specifications	
Provider group:	<b>Behavioral Health Inpatient</b> 27 providers at 32 locations
Member group:	<b>Behavioral Health Habilitation Members</b> 9,821 members
Access standard:	<b>1 provider within 60 miles</b>
All members:	9,821 (100.0%) 98.3% with access 1.7% without access

Average distance to a choice of providers for all members					
Number of providers	1	2	3	4	5
Miles	15.7	20.9	28.8	32.4	48.3

Key geographic areas				
Region	Total number of members	All members		
		Percent w	Percent wo	Average distance to 1 provider
East	3,992	97.9	2.1	10.8
Central	3,323	99.7	0.3	14.3
West	2,506	97.1	2.9	25.3

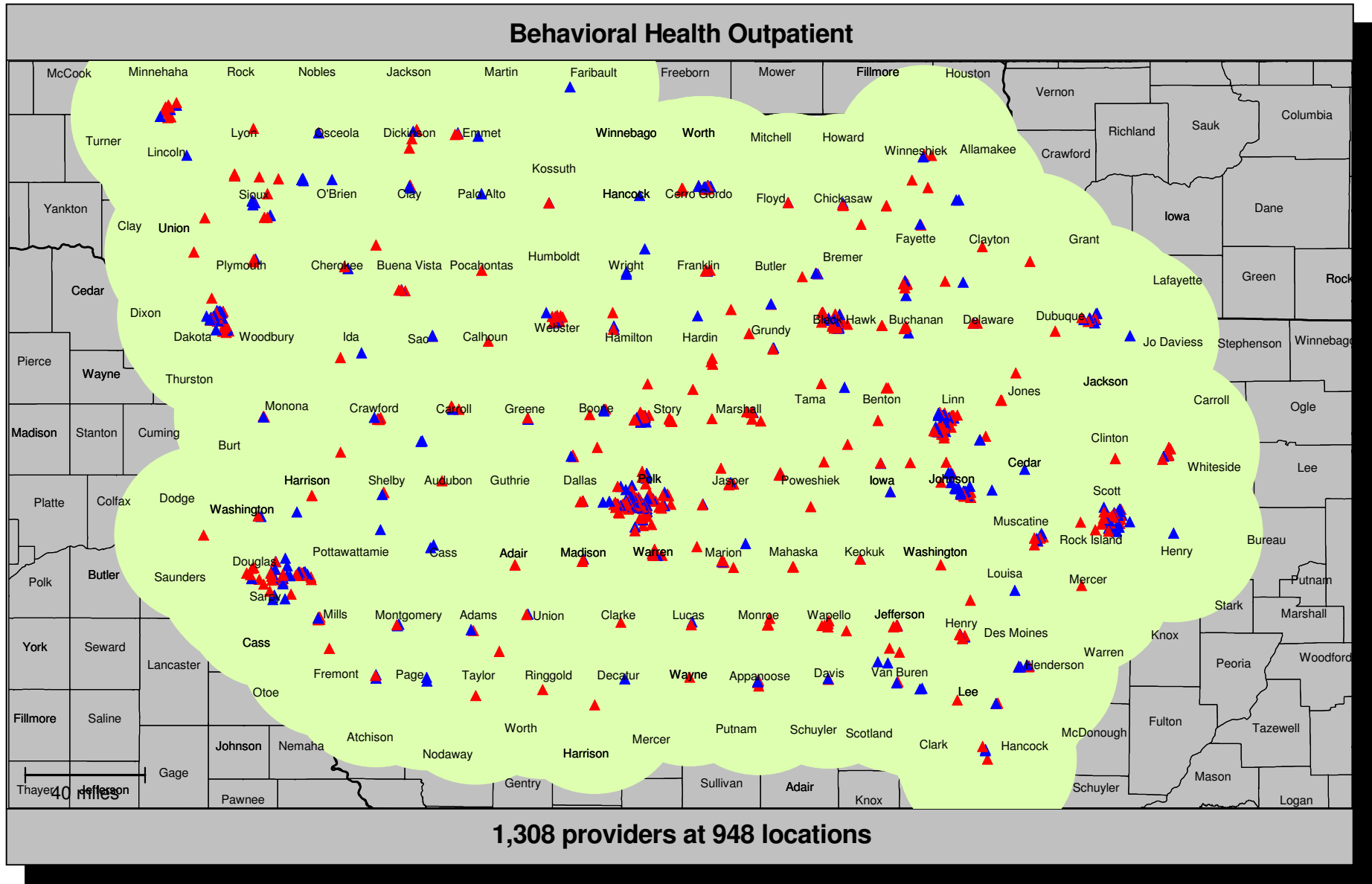
## Accessibility summary

Accessibility analysis specifications	
Provider group:	<b>Behavioral Health Inpatient</b> 27 providers at 32 locations
Member group:	<b>Behavioral Health Habilitation Members</b> 9,821 members
Access standard:	<b>1 provider within 90 miles</b>
All members:	9,821 (100.0%) 100.0% with access 0.0% without access

Average distance to a choice of providers for all members					
Number of providers	1	2	3	4	5
Miles	15.7	20.9	28.8	32.4	48.3

Key geographic areas				
Region	Total number of members	All members		
		Percent w	Percent wo	Average distance to 1 provider
East	3,992	100.0	0.0	10.8
Central	3,323	100.0	0.0	14.3
West	2,506	100.0	0.0	25.3

# Provider locations



- ▲ Single provider locations
- ▲ Multiple provider locations

□ 30 mile radius

## Accessibility summary

Accessibility analysis specifications	
Provider group:	<b>Behavioral Health Outpatient</b> 1,308 providers at 948 locations
Member group:	<b>Behavioral Health Habilitation Members</b> 9,821 members
Access standard:	<b>1 provider within 60 miles</b>
All members:	9,821 (100.0%) 100.0% with access 0.0% without access

Average distance to a choice of providers for all members					
Number of providers	1	2	3	4	5
Miles	2.9	3.7	4.3	5.0	5.7

Key geographic areas				
Region	Total number of members	All members		
		Percent w	Percent wo	Average distance to 1 provider
East	3,992	100.0	0.0	2.6
Central	3,323	100.0	0.0	2.5
West	2,506	100.0	0.0	3.9


## Accessibility summary

Accessibility analysis specifications	
Provider group:	<b>Behavioral Health Outpatient</b> 1,308 providers at 948 locations
Member group:	<b>Behavioral Health Habilitation Members</b> 9,821 members
Access standard:	<b>1 provider within 90 miles</b>
All members:	9,821 (100.0%) 100.0% with access 0.0% without access

Average distance to a choice of providers for all members					
Number of providers	1	2	3	4	5
Miles	2.9	3.7	4.3	5.0	5.7

Key geographic areas				
Region	Total number of members	All members		
		Percent w	Percent wo	Average distance to 1 provider
East	3,992	100.0	0.0	2.6
Central	3,323	100.0	0.0	2.5
West	2,506	100.0	0.0	3.9

# Provider locations



- ▲ Single provider locations
- ▲ Multiple provider locations

◻ 90 mile radius

## Accessibility summary

Accessibility analysis specifications	
Provider group:	<b>Behavioral Health Habilitation</b> 122 providers at 208 locations
Member group:	<b>Behavioral Health Habilitation Members</b> 9,821 members
Access standard:	<b>1 provider within 60 miles</b>
All members:	9,821 (100.0%) 100.0% with access 0.0% without access

Average distance to a choice of providers for all members					
Number of providers	1	2	3	4	5
Miles	6.1	6.9	9.4	10.8	12.9

Key geographic areas				
Region	Total number of members	All members		
		Percent w	Percent wo	Average distance to 1 provider
East	3,992	100.0	0.0	5.3
Central	3,323	100.0	0.0	5.7
West	2,506	100.0	0.0	8.0

## Accessibility summary


Accessibility analysis specifications	
Provider group:	<b>Behavioral Health Habilitation</b> 122 providers at 208 locations
Member group:	<b>Behavioral Health Habilitation Members</b> 9,821 members
Access standard:	<b>1 provider within 90 miles</b>
All members:	9,821 (100.0%) 100.0% with access 0.0% without access

Average distance to a choice of providers for all members					
Number of providers	1	2	3	4	5
Miles	6.1	6.9	9.4	10.8	12.9

Key geographic areas				
Region	Total number of members	All members		
		Percent w	Percent wo	Average distance to 1 provider
East	3,992	100.0	0.0	5.3
Central	3,323	100.0	0.0	5.7
West	2,506	100.0	0.0	8.0



# Provider locations



- ▲ Single provider locations
- ▲ Multiple provider locations

□ 90 mile radius

## Accessibility summary

Accessibility analysis specifications	
Provider group:	<b>Children's Mental Health</b> 62 providers at 109 locations
Member group:	<b>CMH Mems</b> 309 members
Access standard:	<b>1 provider within 60 miles</b>
All members:	309 (100.0%) 100.0% with access 0.0% without access

Average distance to a choice of providers for all members					
Number of providers	1	2	3	4	5
Miles	10.0	14.1	19.0	24.4	27.6

Key geographic areas				
Region	Total number of members	All members		
		Percent w	Percent wo	Average distance to 1 provider
Central	126	100.0	0.0	8.2
East	104	100.0	0.0	8.9
West	79	100.0	0.0	14.3

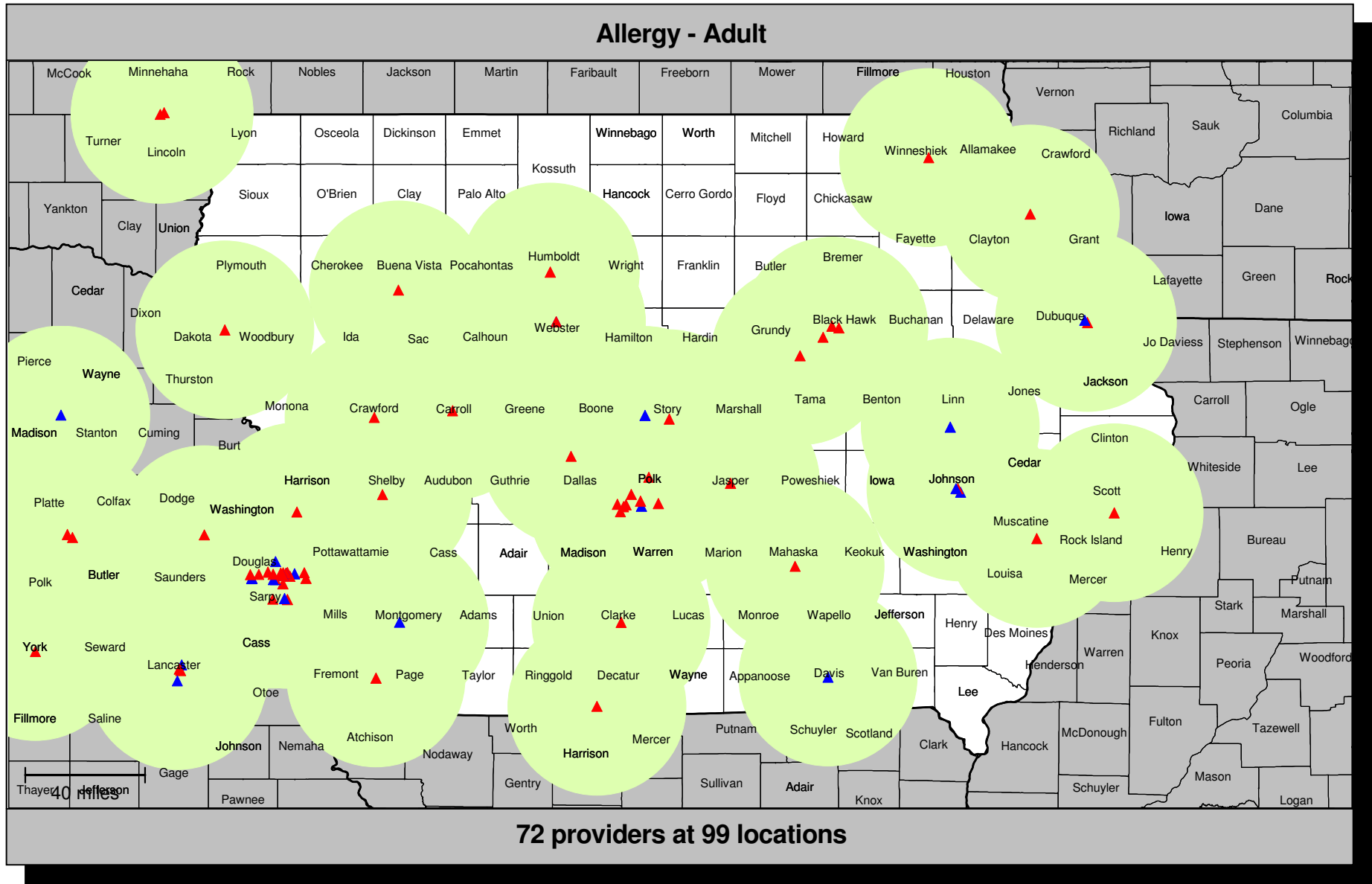
## Accessibility summary

Accessibility analysis specifications	
Provider group:	<b>Children's Mental Health</b> 62 providers at 109 locations
Member group:	<b>CMH Mems</b> 309 members
Access standard:	<b>1 provider within 90 miles</b>
All members:	309 (100.0%) 100.0% with access 0.0% without access

Average distance to a choice of providers for all members					
Number of providers	1	2	3	4	5
Miles	10.0	14.1	19.0	24.4	27.6

Key geographic areas				
Region	Total number of members	All members		
		Percent w	Percent wo	Average distance to 1 provider
Central	126	100.0	0.0	8.2
East	104	100.0	0.0	8.9
West	79	100.0	0.0	14.3

# Provider locations



## Accessibility summary

Accessibility analysis specifications	
Provider group:	<b>Allergy - Adult</b> 72 providers at 99 locations
Member group:	<b>IA Adult Members</b> 67,085 members
Access standard:	<b>1 provider within 60 miles</b>
All members:	67,085 (100.0%) 96.6% with access 3.4% without access

Average distance to a choice of providers for all members					
Number of providers	1	2	3	4	5
Miles	15.2	24.7	30.8	35.6	40.8

Key geographic areas				
Region	Total number of members	All members		
		Percent w	Percent wo	Average distance to 1 provider
East	26,743	96.5	3.5	14.9
Central	24,400	95.4	4.6	14.5
West	15,942	98.6	1.4	16.6


## Accessibility summary

Accessibility analysis specifications	
Provider group:	<b>Allergy - Adult</b> 72 providers at 99 locations
Member group:	<b>IA Adult Members</b> 67,085 members
Access standard:	<b>1 provider within 90 miles</b>
All members:	67,085 (100.0%) 100.0% with access 0.0% without access

Average distance to a choice of providers for all members					
Number of providers	1	2	3	4	5
Miles	15.2	24.7	30.8	35.6	40.8

Key geographic areas				
Region	Total number of members	All members		
		Percent w	Percent wo	Average distance to 1 provider
East	26,743	100.0	0.0	14.9
Central	24,400	100.0	0.0	14.5
West	15,942	100.0	0.0	16.6

# Provider locations



- ▲ Single provider locations
- ▲ Multiple provider locations

□ 90 mile radius

## Accessibility summary

Accessibility analysis specifications	
Provider group:	<b>Allergy - Pediatric</b> 75 providers at 103 locations
Member group:	<b>IA Children Members</b> 70,141 members
Access standard:	<b>1 provider within 60 miles</b>
All members:	70,141 (100.0%) 97.1% with access 2.9% without access

Average distance to a choice of providers for all members					
Number of providers	1	2	3	4	5
Miles	15.4	24.8	30.9	35.4	40.8

Key geographic areas				
Region	Total number of members	All members		
		Percent w	Percent wo	Average distance to 1 provider
East	26,123	97.2	2.8	14.7
Central	25,209	95.8	4.2	14.7
West	18,809	98.5	1.5	17.2



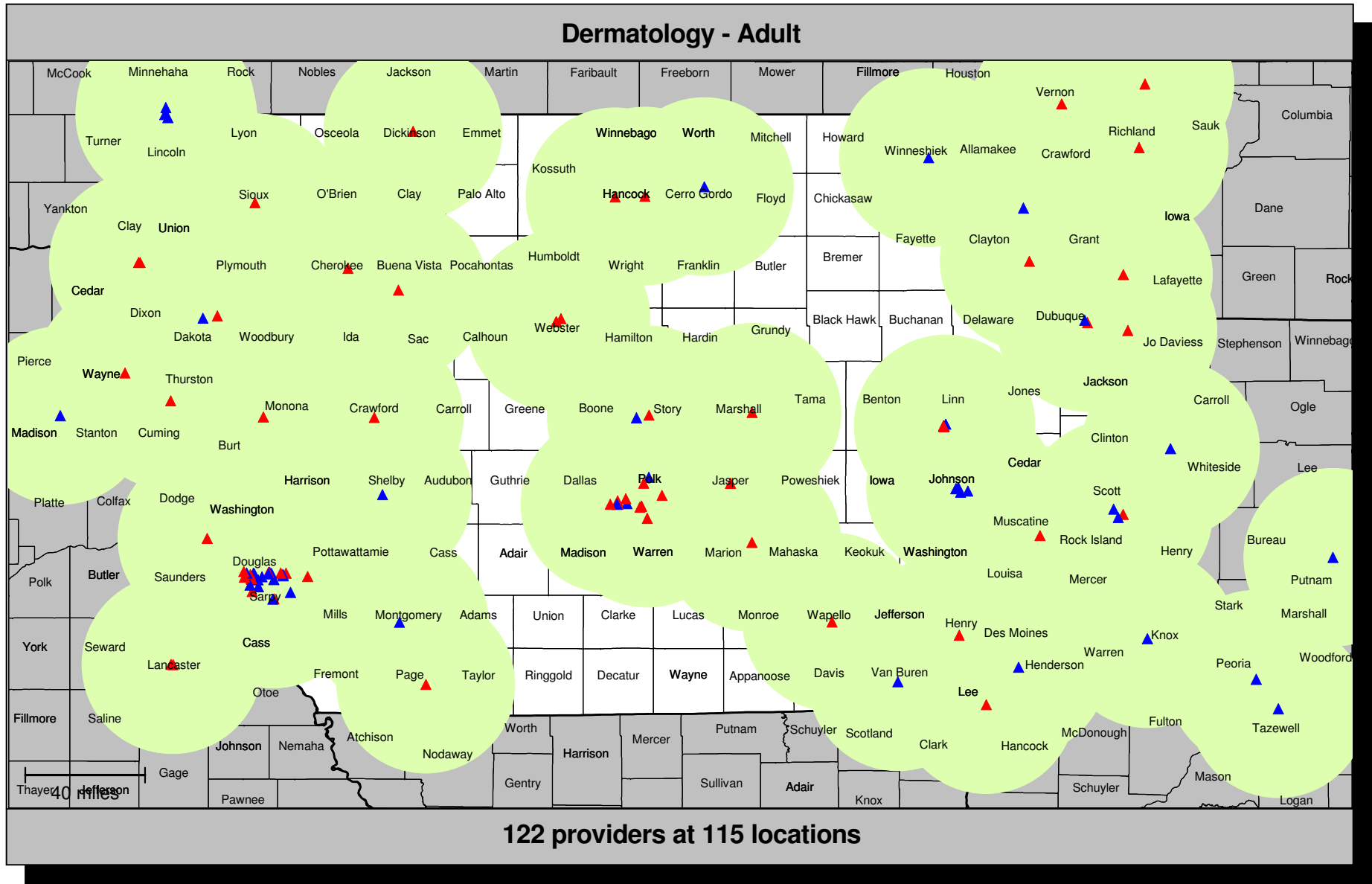
## Accessibility summary

Accessibility analysis specifications	
Provider group:	<b>Allergy - Pediatric</b> 75 providers at 103 locations
Member group:	<b>IA Children Members</b> 70,141 members
Access standard:	<b>1 provider within 90 miles</b>
All members:	70,141 (100.0%) 100.0% with access 0.0% without access

Average distance to a choice of providers for all members					
Number of providers	1	2	3	4	5
Miles	15.4	24.8	30.9	35.4	40.8

Key geographic areas				
Region	Total number of members	All members		
		Percent w	Percent wo	Average distance to 1 provider
East	26,123	100.0	0.0	14.7
Central	25,209	100.0	0.0	14.7
West	18,809	100.0	0.0	17.2

# Provider locations



## Accessibility summary

Accessibility analysis specifications	
Provider group:	<b>Dermatology - Adult</b> 122 providers at 115 locations
Member group:	<b>IA Adult Members</b> 67,085 members
Access standard:	<b>1 provider within 60 miles</b>
All members:	67,085 (100.0%) 99.7% with access 0.3% without access

Average distance to a choice of providers for all members					
Number of providers	1	2	3	4	5
Miles	12.9	18.0	19.8	24.9	27.8

Key geographic areas				
Region	Total number of members	All members		
		Percent w	Percent wo	Average distance to 1 provider
East	26,743	99.9	0.1	14.7
Central	24,400	99.8	0.2	9.7
West	15,942	99.3	0.7	14.9


## Accessibility summary

Accessibility analysis specifications	
Provider group:	<b>Dermatology - Adult</b> 122 providers at 115 locations
Member group:	<b>IA Adult Members</b> 67,085 members
Access standard:	<b>1 provider within 90 miles</b>
All members:	67,085 (100.0%) 100.0% with access 0.0% without access

Average distance to a choice of providers for all members					
Number of providers	1	2	3	4	5
Miles	12.9	18.0	19.8	24.9	27.8

Key geographic areas				
Region	Total number of members	All members		
		Percent w	Percent wo	Average distance to 1 provider
East	26,743	100.0	0.0	14.7
Central	24,400	100.0	0.0	9.7
West	15,942	100.0	0.0	14.9

# Provider locations



122 providers at 115 locations

- ▲ Single provider locations
- ▲ Multiple provider locations

90 mile radius

## Accessibility summary

Accessibility analysis specifications	
Provider group:	<b>Dermatology - Pediatric</b> 122 providers at 115 locations
Member group:	<b>IA Children Members</b> 70,141 members
Access standard:	<b>1 provider within 60 miles</b>
All members:	70,141 (100.0%) 99.8% with access 0.2% without access

Average distance to a choice of providers for all members					
Number of providers	1	2	3	4	5
Miles	13.1	18.4	20.3	25.6	28.3

Key geographic areas				
Region	Total number of members	All members		
		Percent w	Percent wo	Average distance to 1 provider
East	26,123	99.9	0.1	15.1
Central	25,209	99.9	0.1	9.9
West	18,809	99.6	0.4	14.7

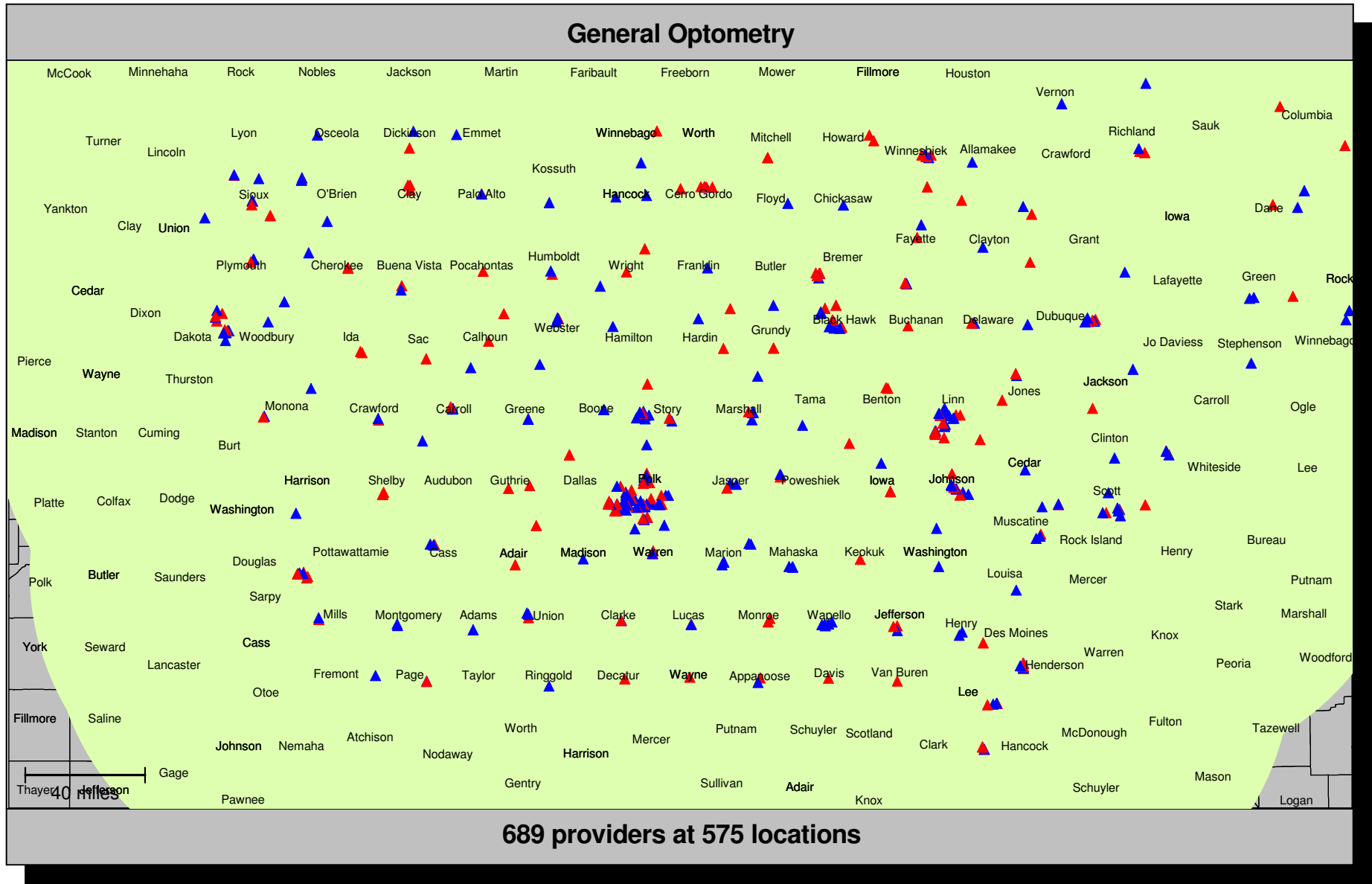
## Accessibility summary

Accessibility analysis specifications	
Provider group:	<b>Dermatology - Pediatric</b> 122 providers at 115 locations
Member group:	<b>IA Children Members</b> 70,141 members
Access standard:	<b>1 provider within 90 miles</b>
All members:	70,141 (100.0%) 100.0% with access 0.0% without access

Average distance to a choice of providers for all members					
Number of providers	1	2	3	4	5
Miles	13.1	18.4	20.3	25.6	28.3

Key geographic areas				
Region	Total number of members	All members		
		Percent w	Percent wo	Average distance to 1 provider
East	26,123	100.0	0.0	15.1
Central	25,209	100.0	0.0	9.9
West	18,809	100.0	0.0	14.7

# Provider locations



- ▲ Single provider locations
- ▲ Multiple provider locations

90 mile radius



## Accessibility summary

Accessibility analysis specifications	
Provider group:	<b>General Optometry</b> 689 providers at 575 locations
Member group:	<b>IA Mems</b> 156,347 members
Access standard:	<b>1 provider within 60 miles</b>
All members:	156,347 (100.0%) 100.0% with access 0.0% without access

Average distance to a choice of providers for all members					
Number of providers	1	2	3	4	5
Miles	3.3	4.1	5.2	6.0	6.7

Key geographic areas				
Region	Total number of members	All members		
		Percent w	Percent wo	Average distance to 1 provider
East	60,105	100.0	0.0	3.0
Central	56,398	100.0	0.0	2.8
West	39,844	100.0	0.0	4.5

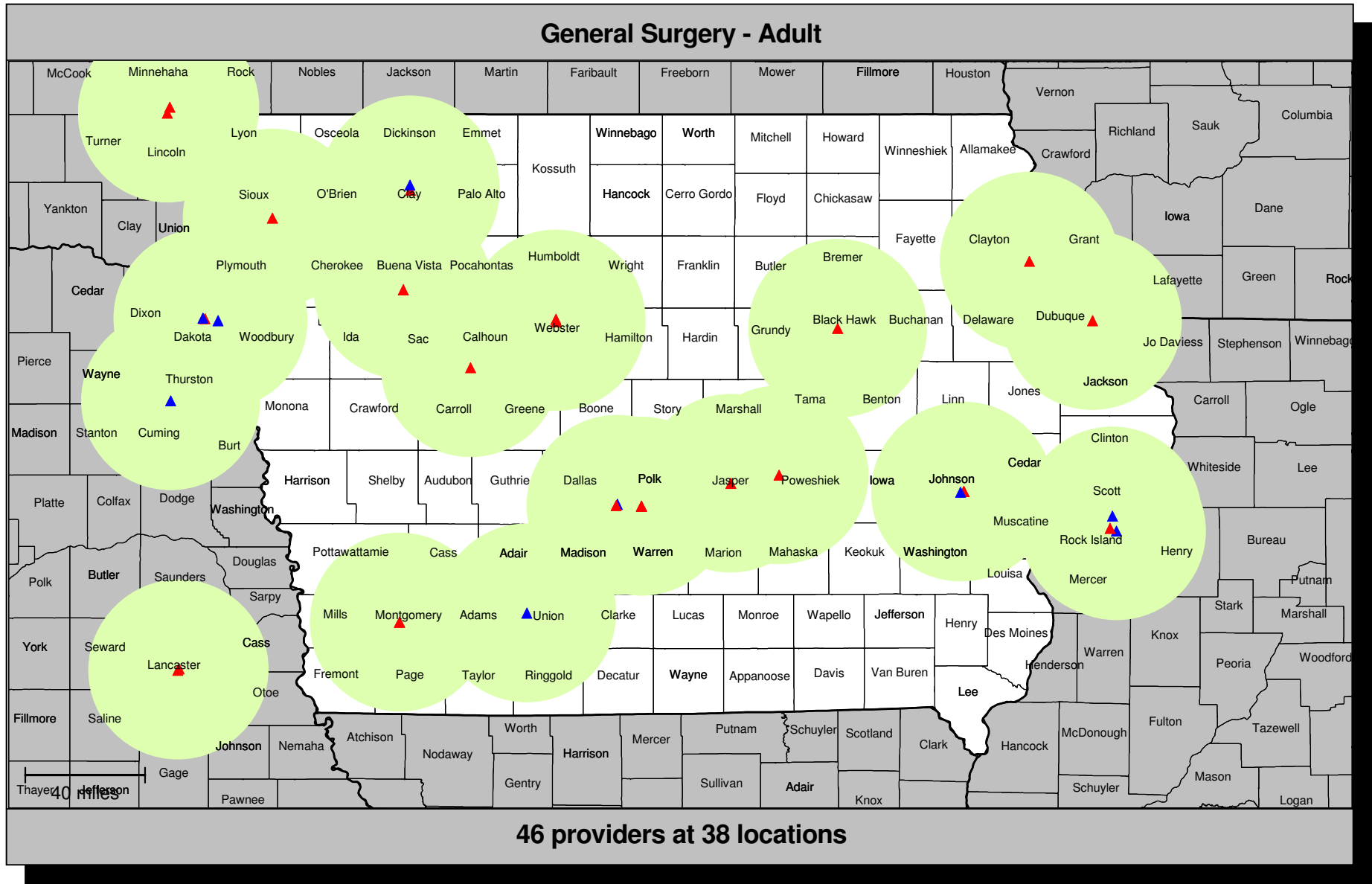
## Accessibility summary

Accessibility analysis specifications	
Provider group:	<b>General Optometry</b> 689 providers at 575 locations
Member group:	<b>IA Mems</b> 156,347 members
Access standard:	<b>1 provider within 90 miles</b>
All members:	156,347 (100.0%) 100.0% with access 0.0% without access

Average distance to a choice of providers for all members					
Number of providers	1	2	3	4	5
Miles	3.3	4.1	5.2	6.0	6.7

Key geographic areas				
Region	Total number of members	All members		
		Percent w	Percent wo	Average distance to 1 provider
East	60,105	100.0	0.0	3.0
Central	56,398	100.0	0.0	2.8
West	39,844	100.0	0.0	4.5

# Provider locations



## Accessibility summary

Accessibility analysis specifications	
Provider group:	<b>General Surgery - Adult</b> 46 providers at 38 locations
Member group:	<b>IA Adult Members</b> 67,085 members
Access standard:	<b>1 provider within 60 miles</b>
All members:	67,085 (100.0%) 93.5% with access 6.5% without access

Average distance to a choice of providers for all members					
Number of providers	1	2	3	4	5
Miles	22.8	30.0	37.3	39.9	43.2

Key geographic areas				
Region	Total number of members	All members		
		Percent w	Percent wo	Average distance to 1 provider
East	26,743	94.7	5.3	21.0
Central	24,400	89.6	10.4	23.7
West	15,942	97.5	2.5	24.5


## Accessibility summary

Accessibility analysis specifications	
Provider group:	<b>General Surgery - Adult</b> 46 providers at 38 locations
Member group:	<b>IA Adult Members</b> 67,085 members
Access standard:	<b>1 provider within 90 miles</b>
All members:	67,085 (100.0%) 99.9% with access 0.1% without access

Average distance to a choice of providers for all members					
Number of providers	1	2	3	4	5
Miles	22.8	30.0	37.3	39.9	43.2

Key geographic areas				
Region	Total number of members	All members		
		Percent w	Percent wo	Average distance to 1 provider
East	26,743	100.0	0.0	21.0
Central	24,400	99.8	0.2	23.7
West	15,942	100.0	0.0	24.5

# Provider locations



- ▲ Single provider locations
- ▲ Multiple provider locations

90 mile radius

## Accessibility summary

Accessibility analysis specifications	
Provider group:	<b>General Surgery -Pediatric</b> 86 providers at 57 locations
Member group:	<b>IA Children Members</b> 70,141 members
Access standard:	<b>1 provider within 60 miles</b>
All members:	70,141 (100.0%) 94.5% with access 5.5% without access

Average distance to a choice of providers for all members					
Number of providers	1	2	3	4	5
Miles	20.7	27.8	33.1	35.5	37.5

Key geographic areas				
Region	Total number of members	All members		
		Percent w	Percent wo	Average distance to 1 provider
East	26,123	95.2	4.8	21.0
Central	25,209	90.6	9.4	22.6
West	18,809	98.7	1.3	17.9

## Accessibility summary

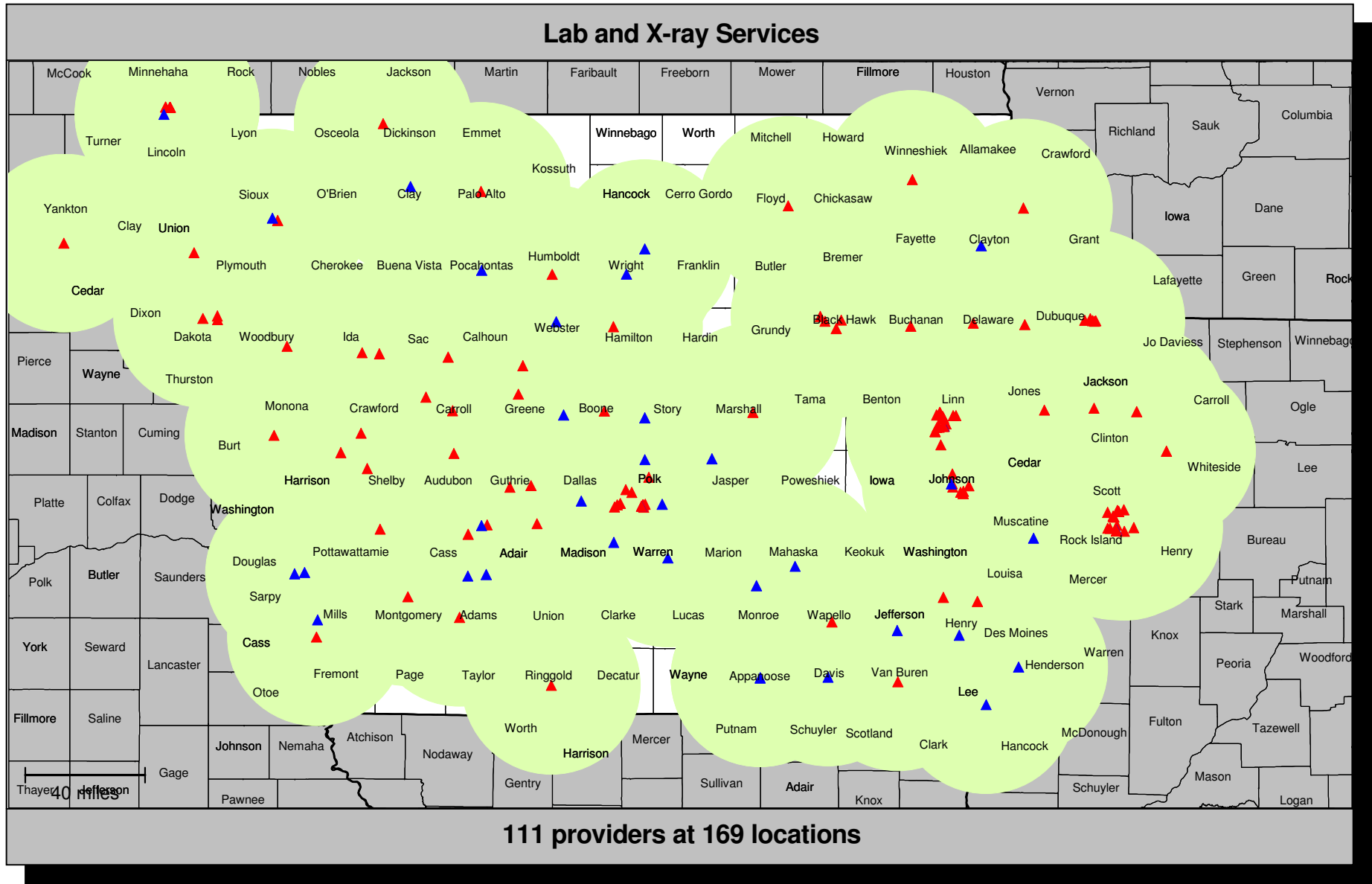
Accessibility analysis specifications	
Provider group:	<b>General Surgery -Pediatric</b> 86 providers at 57 locations
Member group:	<b>IA Children Members</b> 70,141 members
Access standard:	<b>1 provider within 90 miles</b>
All members:	70,141 (100.0%) 99.9% with access 0.1% without access

Average distance to a choice of providers for all members					
Number of providers	1	2	3	4	5
Miles	20.7	27.8	33.1	35.5	37.5

Key geographic areas				
Region	Total number of members	All members		
		Percent w	Percent wo	Average distance to 1 provider
East	26,123	100.0	0.0	21.0
Central	25,209	99.8	0.2	22.6
West	18,809	100.0	0.0	17.9



# Provider locations



- ▲ Single provider locations
- ▲ Multiple provider locations

■ 30 mile radius

## Accessibility summary

Accessibility analysis specifications	
Provider group:	<b>Lab and X-ray Services</b> 111 providers at 169 locations
Member group:	<b>IA Mems</b> 156,347 members
Access standard:	<b>1 provider within 60 miles</b>
All members:	156,347 (100.0%) 100.0% with access 0.0% without access

Average distance to a choice of providers for all members					
Number of providers	1	2	3	4	5
Miles	7.8	11.3	14.5	17.2	20.4

Key geographic areas				
Region	Total number of members	All members		
		Percent w	Percent wo	Average distance to 1 provider
East	60,105	100.0	0.0	5.3
Central	56,398	100.0	0.0	8.4
West	39,844	100.0	0.0	10.7

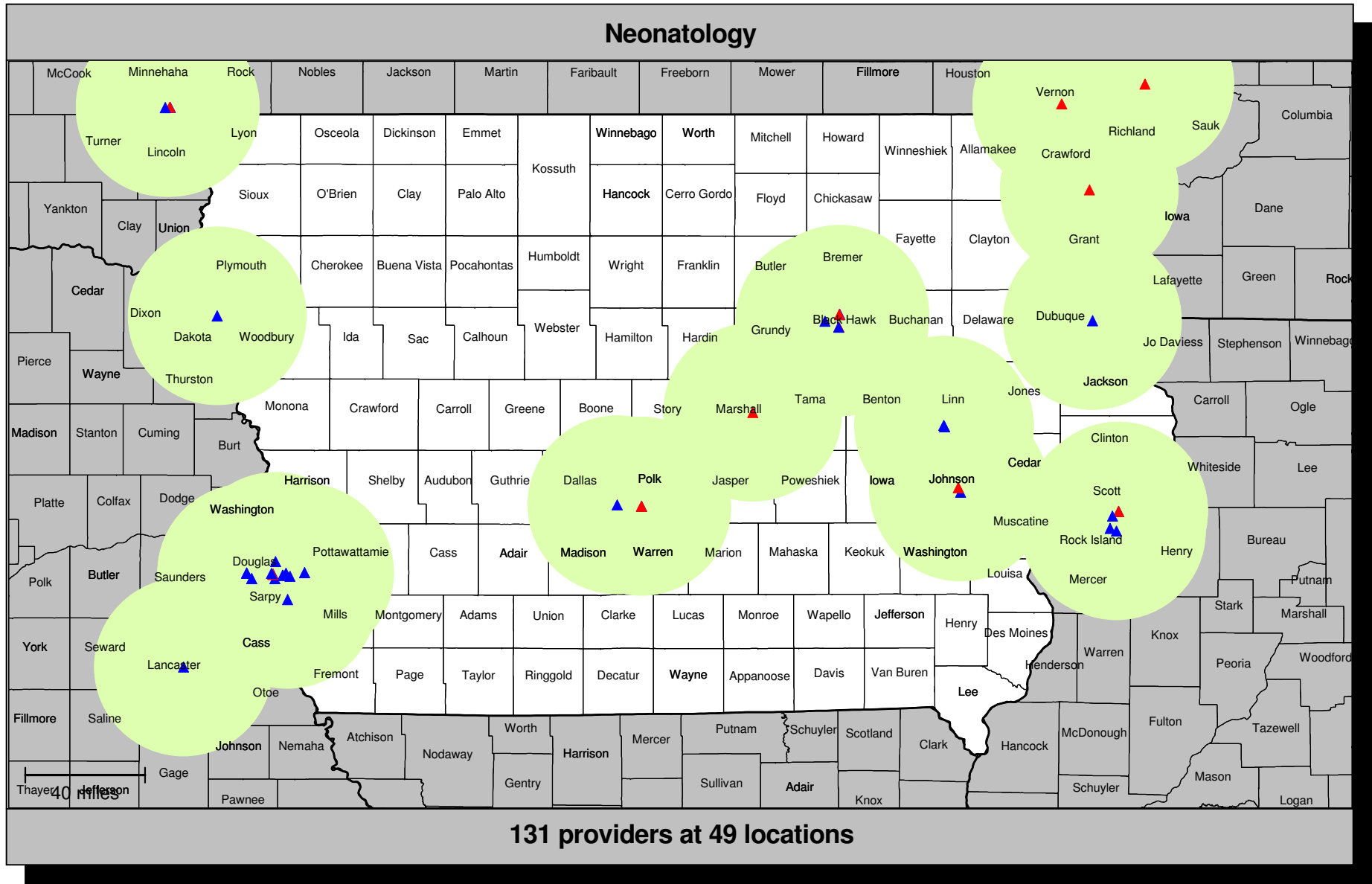
## Accessibility summary

Accessibility analysis specifications	
Provider group:	<b>Lab and X-ray Services</b> 111 providers at 169 locations
Member group:	<b>IA Mems</b> 156,347 members
Access standard:	<b>1 provider within 90 miles</b>
All members:	156,347 (100.0%) 100.0% with access 0.0% without access

Average distance to a choice of providers for all members					
Number of providers	1	2	3	4	5
Miles	7.8	11.3	14.5	17.2	20.4

Key geographic areas				
Region	Total number of members	All members		
		Percent w	Percent wo	Average distance to 1 provider
East	60,105	100.0	0.0	5.3
Central	56,398	100.0	0.0	8.4
West	39,844	100.0	0.0	10.7

# Provider locations



## Accessibility summary

Accessibility analysis specifications	
Provider group:	<b>Neonatology</b> 131 providers at 49 locations
Member group:	<b>IA Children Members</b> 70,141 members
Access standard:	<b>1 provider within 60 miles</b>
All members:	70,141 (100.0%) 82.6% with access 17.4% without access

Average distance to a choice of providers for all members					
Number of providers	1	2	3	4	5
Miles	26.4	27.6	27.7	28.0	28.1

Key geographic areas				
Region	Total number of members	All members		
		Percent w	Percent wo	Average distance to 1 provider
East	26,123	91.7	8.3	18.1
Central	25,209	86.2	13.8	23.6
West	18,809	65.2	34.8	41.7

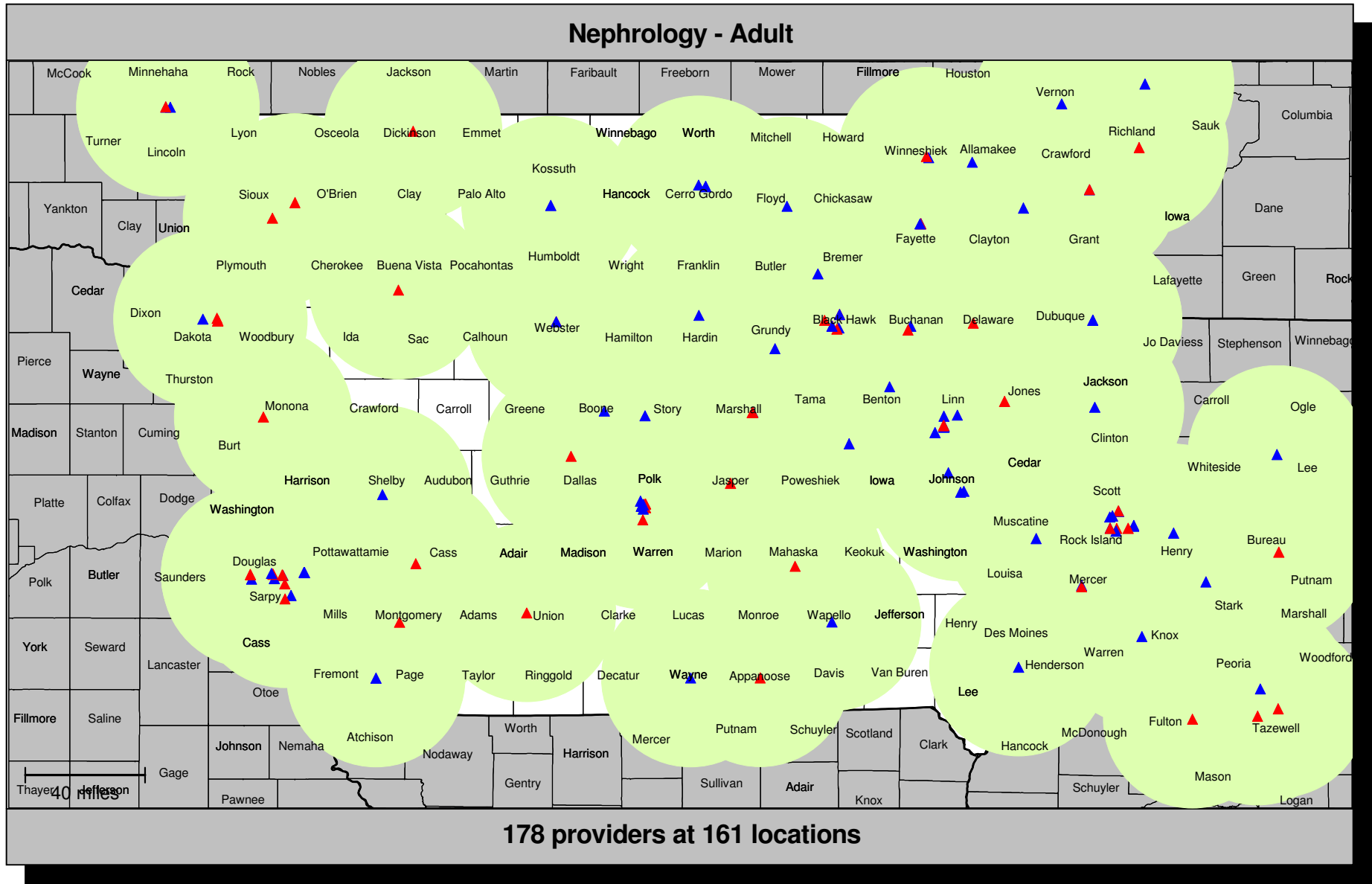
## Accessibility summary

Accessibility analysis specifications	
Provider group:	<b>Neonatology</b> 131 providers at 49 locations
Member group:	<b>IA Children Members</b> 70,141 members
Access standard:	<b>1 provider within 90 miles</b>
All members:	70,141 (100.0%) 98.1% with access 1.9% without access

Average distance to a choice of providers for all members					
Number of providers	1	2	3	4	5
Miles	26.4	27.6	27.7	28.0	28.1

Key geographic areas				
Region	Total number of members	All members		
		Percent w	Percent wo	Average distance to 1 provider
East	26,123	99.7	0.3	18.1
Central	25,209	99.8	0.2	23.6
West	18,809	93.8	6.2	41.7

# Provider locations



- ▲ Single provider locations
- ▲ Multiple provider locations

□ 30 mile radius

## Accessibility summary

Accessibility analysis specifications	
Provider group:	<b>Nephrology - Adult</b> 178 providers at 161 locations
Member group:	<b>IA Adult Members</b> 67,085 members
Access standard:	<b>1 provider within 60 miles</b>
All members:	67,085 (100.0%) 100.0% with access 0.0% without access

Average distance to a choice of providers for all members					
Number of providers	1	2	3	4	5
Miles	8.8	11.3	14.4	16.4	19.7

Key geographic areas				
Region	Total number of members	All members		
		Percent w	Percent wo	Average distance to 1 provider
East	26,743	100.0	0.0	7.6
Central	24,400	100.0	0.0	7.2
West	15,942	100.0	0.0	13.1




## Accessibility summary

Accessibility analysis specifications	
Provider group:	<b>Nephrology - Adult</b> 178 providers at 161 locations
Member group:	<b>IA Adult Members</b> 67,085 members
Access standard:	<b>1 provider within 90 miles</b>
All members:	67,085 (100.0%) 100.0% with access 0.0% without access

Average distance to a choice of providers for all members					
Number of providers	1	2	3	4	5
Miles	8.8	11.3	14.4	16.4	19.7

Key geographic areas				
Region	Total number of members	All members		
		Percent w	Percent wo	Average distance to 1 provider
East	26,743	100.0	0.0	7.6
Central	24,400	100.0	0.0	7.2
West	15,942	100.0	0.0	13.1

# Provider locations



- ▲ Single provider locations
- ▲ Multiple provider locations

90 mile radius

## Accessibility summary

Accessibility analysis specifications	
Provider group:	<b>Nephrology - Pediatric</b> 193 providers at 174 locations
Member group:	<b>IA Children Members</b> 70,141 members
Access standard:	<b>1 provider within 60 miles</b>
All members:	70,141 (100.0%) 100.0% with access 0.0% without access

Average distance to a choice of providers for all members					
Number of providers	1	2	3	4	5
Miles	9.0	11.8	15.0	17.0	20.2

Key geographic areas				
Region	Total number of members	All members		
		Percent w	Percent wo	Average distance to 1 provider
East	26,123	100.0	0.0	7.8
Central	25,209	100.0	0.0	6.9
West	18,809	100.0	0.0	13.5

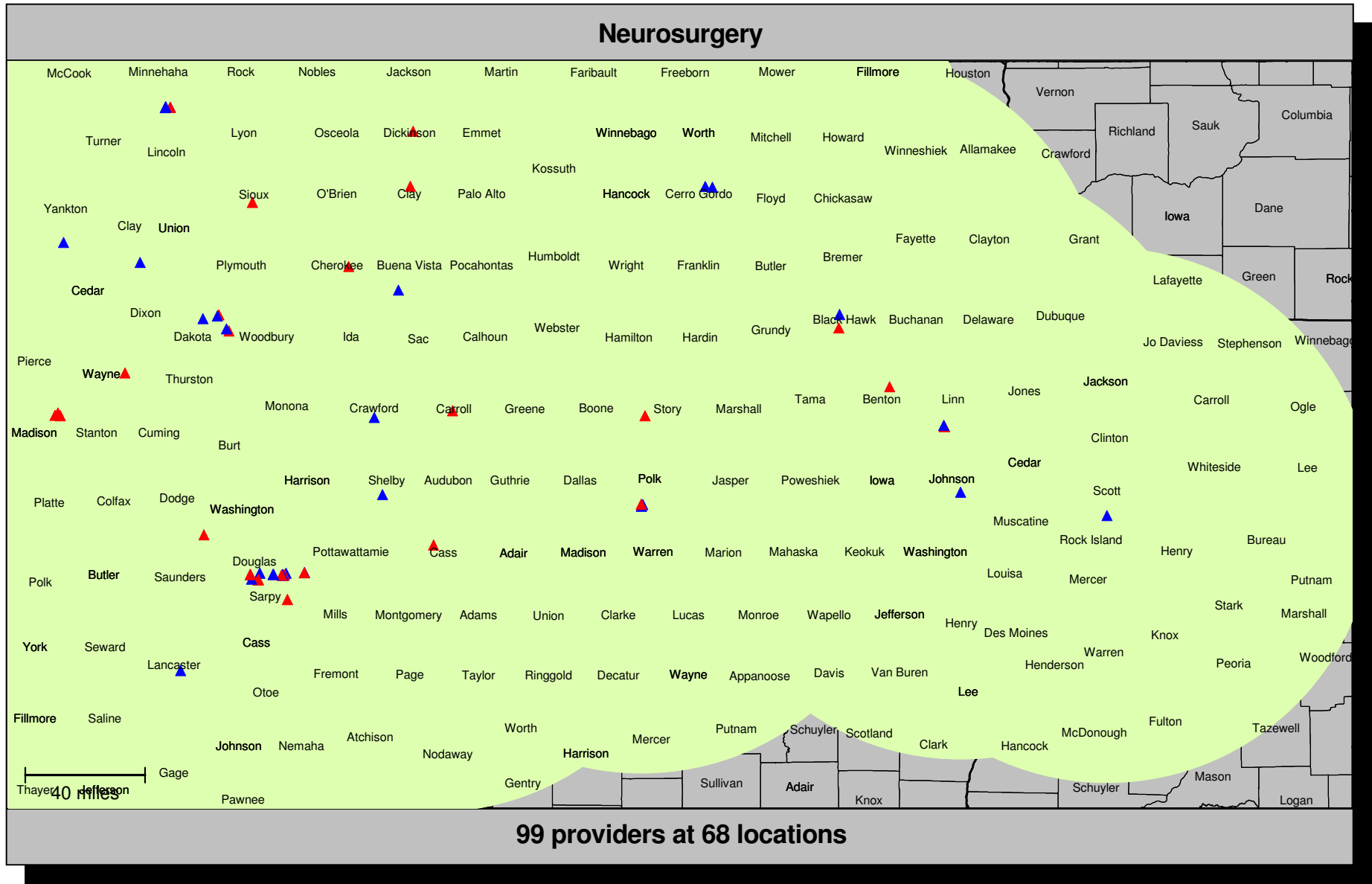
## Accessibility summary

Accessibility analysis specifications	
Provider group:	<b>Nephrology - Pediatric</b> 193 providers at 174 locations
Member group:	<b>IA Children Members</b> 70,141 members
Access standard:	<b>1 provider within 90 miles</b>
All members:	70,141 (100.0%) 100.0% with access 0.0% without access

Average distance to a choice of providers for all members					
Number of providers	1	2	3	4	5
Miles	9.0	11.8	15.0	17.0	20.2

Key geographic areas				
Region	Total number of members	All members		
		Percent w	Percent wo	Average distance to 1 provider
East	26,123	100.0	0.0	7.8
Central	25,209	100.0	0.0	6.9
West	18,809	100.0	0.0	13.5

# Provider locations



- ▲ Single provider locations
- ▲ Multiple provider locations

90 mile radius

## Accessibility summary

Accessibility analysis specifications	
Provider group:	<b>Neurosurgery</b> 99 providers at 68 locations
Member group:	<b>IA Mems</b> 156,347 members
Access standard:	<b>1 provider within 60 miles</b>
All members:	156,347 (100.0%) 89.4% with access 10.6% without access

Average distance to a choice of providers for all members					
Number of providers	1	2	3	4	5
Miles	22.1	24.7	30.3	32.6	34.9

Key geographic areas				
Region	Total number of members	All members		
		Percent w	Percent wo	Average distance to 1 provider
East	60,105	84.3	15.7	23.7
Central	56,398	88.9	11.1	21.9
West	39,844	98.0	2.0	20.1

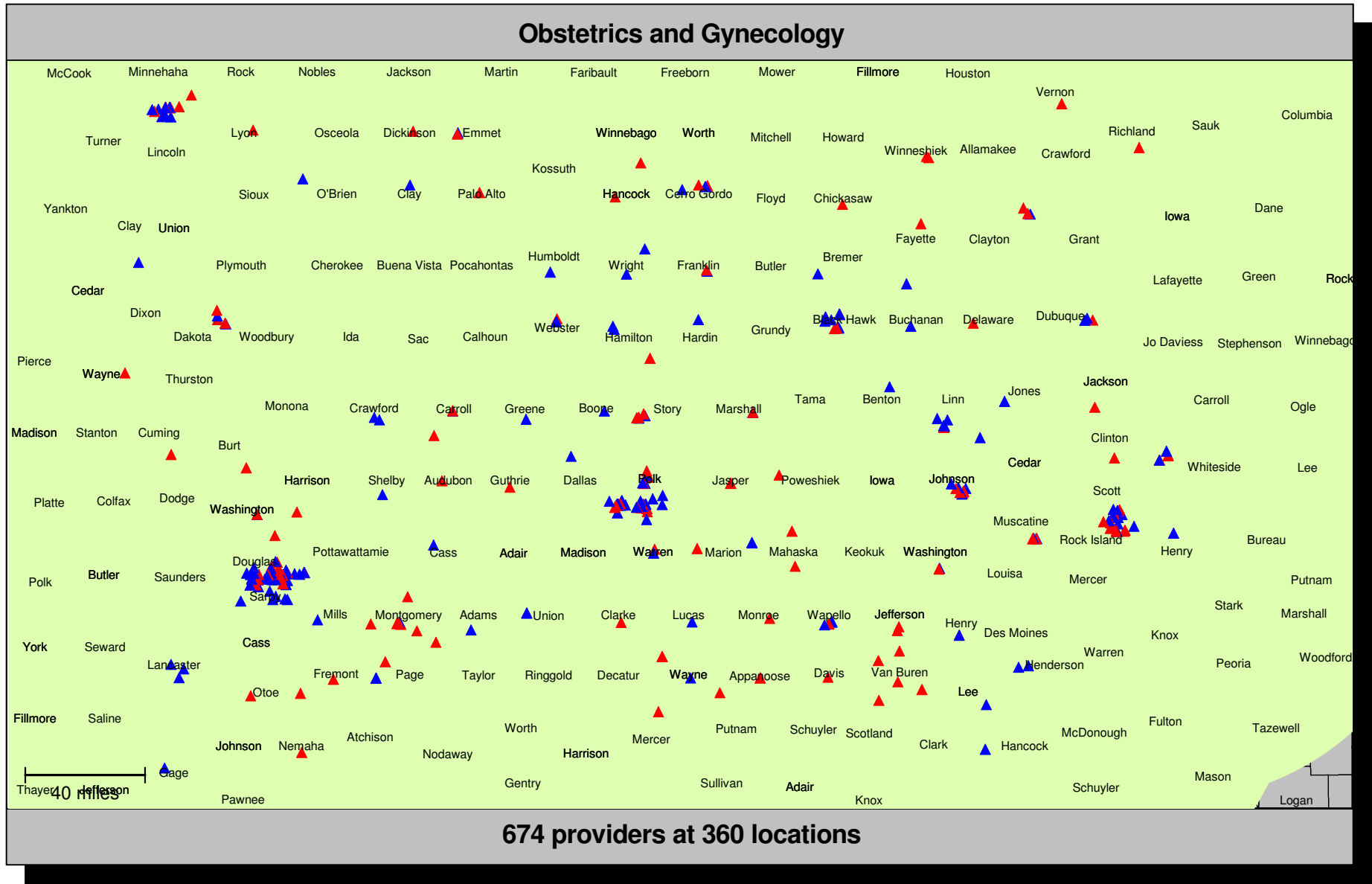
## Accessibility summary

Accessibility analysis specifications	
Provider group:	<b>Neurosurgery</b> 99 providers at 68 locations
Member group:	<b>IA Mems</b> 156,347 members
Access standard:	<b>1 provider within 90 miles</b>
All members:	156,347 (100.0%) 99.7% with access 0.3% without access

Average distance to a choice of providers for all members					
Number of providers	1	2	3	4	5
Miles	22.1	24.7	30.3	32.6	34.9

Key geographic areas				
Region	Total number of members	All members		
		Percent w	Percent wo	Average distance to 1 provider
East	60,105	99.5	0.5	23.7
Central	56,398	99.8	0.2	21.9
West	39,844	100.0	0.0	20.1

# Provider locations



- ▲ Single provider locations
- ▲ Multiple provider locations

□ 90 mile radius



## Accessibility summary

Accessibility analysis specifications	
Provider group:	<b>Obstetrics and Gynecology</b> 674 providers at 360 locations
Member group:	<b>IA Mems</b> 156,347 members
Access standard:	<b>1 provider within 60 miles</b>
All members:	156,347 (100.0%) 100.0% with access 0.0% without access

Average distance to a choice of providers for all members					
Number of providers	1	2	3	4	5
Miles	5.6	6.9	8.0	9.0	9.7

Key geographic areas				
Region	Total number of members	All members		
		Percent w	Percent wo	Average distance to 1 provider
East	60,105	100.0	0.0	4.3
Central	56,398	100.0	0.0	4.5
West	39,844	100.0	0.0	9.1

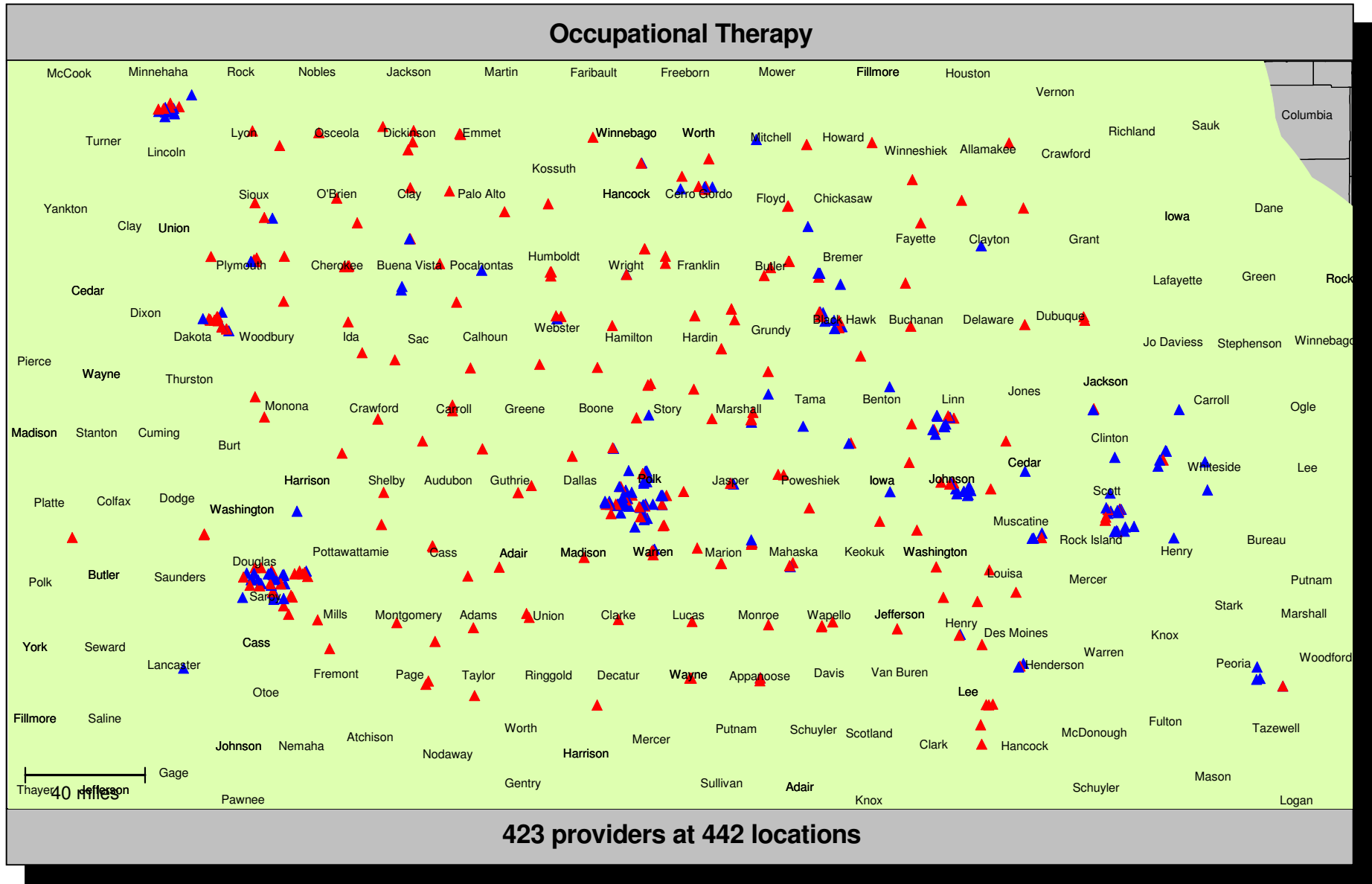
## Accessibility summary

Accessibility analysis specifications	
Provider group:	<b>Obstetrics and Gynecology</b> 674 providers at 360 locations
Member group:	<b>IA Mems</b> 156,347 members
Access standard:	<b>1 provider within 90 miles</b>
All members:	156,347 (100.0%) 100.0% with access 0.0% without access

Average distance to a choice of providers for all members					
Number of providers	1	2	3	4	5
Miles	5.6	6.9	8.0	9.0	9.7

Key geographic areas				
Region	Total number of members	All members		
		Percent w	Percent wo	Average distance to 1 provider
East	60,105	100.0	0.0	4.3
Central	56,398	100.0	0.0	4.5
West	39,844	100.0	0.0	9.1

# Provider locations



## Accessibility summary

Accessibility analysis specifications	
Provider group:	<b>Occupational Therapy</b> 423 providers at 442 locations
Member group:	<b>IA Mems</b> 156,347 members
Access standard:	<b>1 provider within 60 miles</b>
All members:	156,347 (100.0%) 100.0% with access 0.0% without access

Average distance to a choice of providers for all members					
Number of providers	1	2	3	4	5
Miles	3.8	6.1	8.0	9.2	10.3

Key geographic areas				
Region	Total number of members	All members		
		Percent w	Percent wo	Average distance to 1 provider
East	60,105	100.0	0.0	3.6
Central	56,398	100.0	0.0	3.3
West	39,844	100.0	0.0	5.0

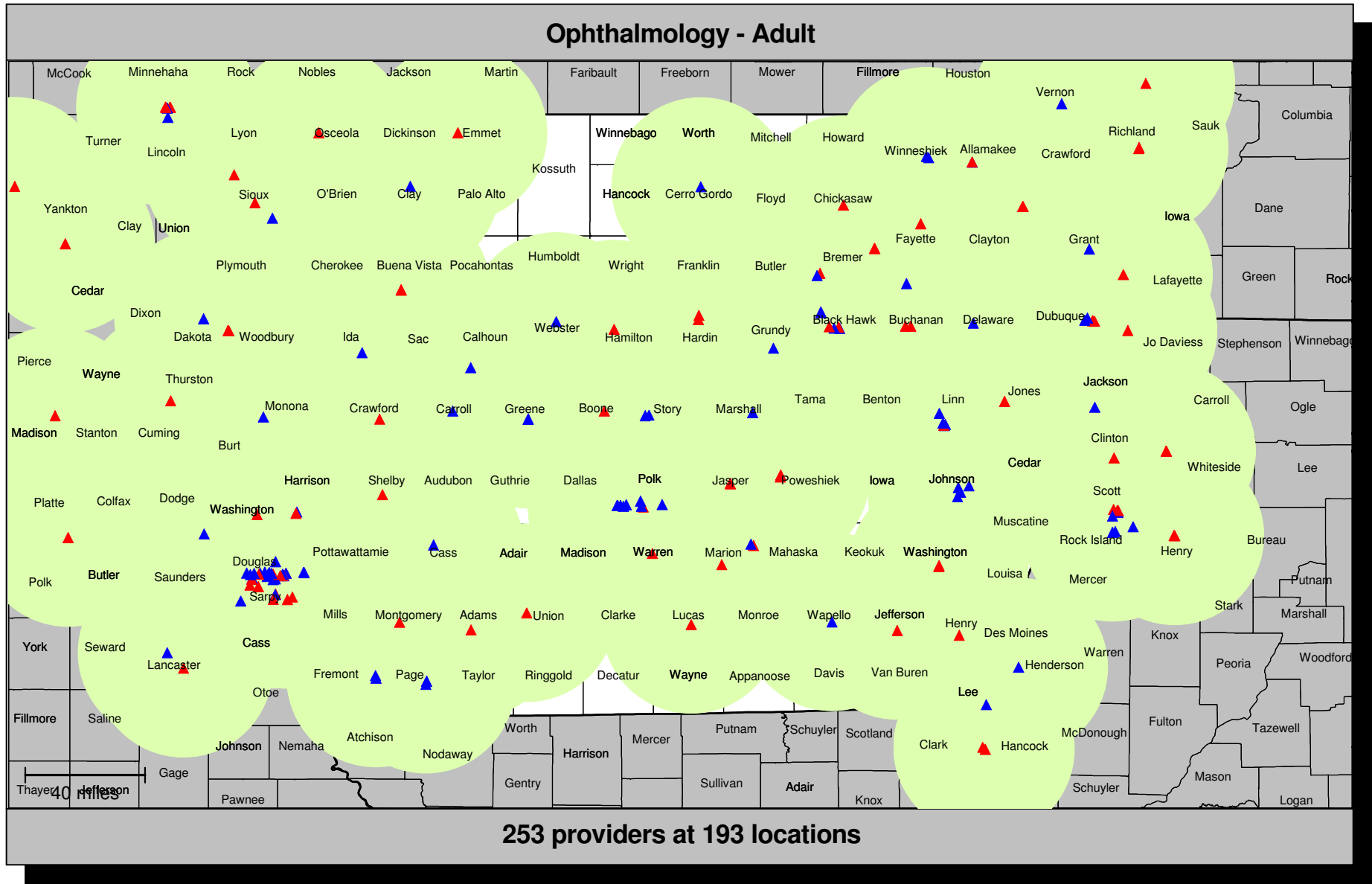
## Accessibility summary

Accessibility analysis specifications	
Provider group:	<b>Occupational Therapy</b> 423 providers at 442 locations
Member group:	<b>IA Mems</b> 156,347 members
Access standard:	<b>1 provider within 90 miles</b>
All members:	156,347 (100.0%) 100.0% with access 0.0% without access

Average distance to a choice of providers for all members					
Number of providers	1	2	3	4	5
Miles	3.8	6.1	8.0	9.2	10.3

Key geographic areas				
Region	Total number of members	All members		
		Percent w	Percent wo	Average distance to 1 provider
East	60,105	100.0	0.0	3.6
Central	56,398	100.0	0.0	3.3
West	39,844	100.0	0.0	5.0

# Provider locations



- ▲ Single provider locations
- ▲ Multiple provider locations

■ 30 mile radius

## Accessibility summary

Accessibility analysis specifications	
Provider group:	<b>Ophthalmology - Adult</b> 253 providers at 193 locations
Member group:	<b>IA Adult Members</b> 67,085 members
Access standard:	<b>1 provider within 60 miles</b>
All members:	67,085 (100.0%) 100.0% with access 0.0% without access

Average distance to a choice of providers for all members					
Number of providers	1	2	3	4	5
Miles	7.3	9.0	11.1	12.5	14.7

Key geographic areas				
Region	Total number of members	All members		
		Percent w	Percent wo	Average distance to 1 provider
East	26,743	100.0	0.0	5.5
Central	24,400	100.0	0.0	7.2
West	15,942	100.0	0.0	10.3

## Accessibility summary

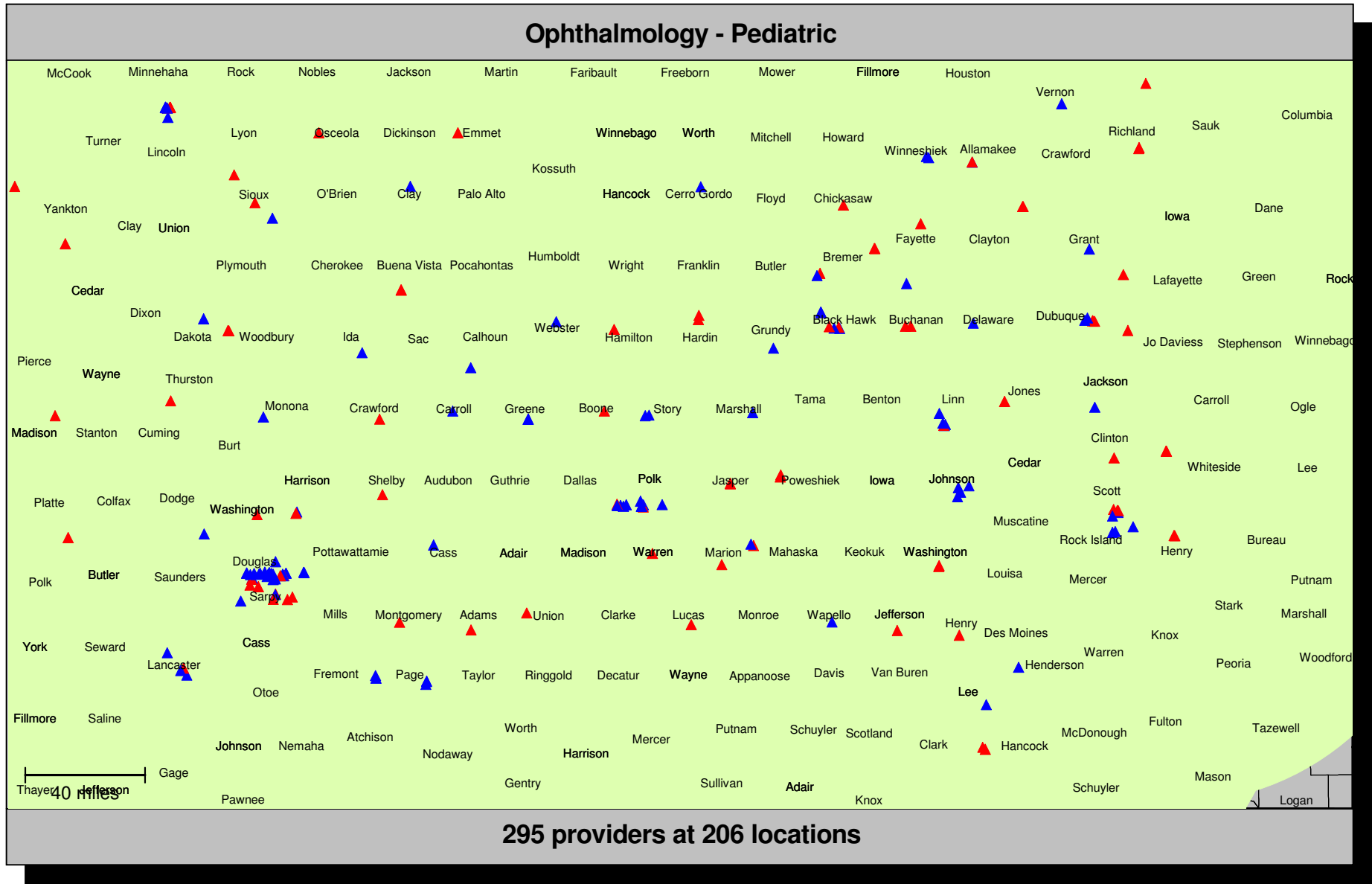
Accessibility analysis specifications	
Provider group:	<b>Ophthalmology - Adult</b> 253 providers at 193 locations
Member group:	<b>IA Adult Members</b> 67,085 members
Access standard:	<b>1 provider within 90 miles</b>
All members:	67,085 (100.0%) 100.0% with access 0.0% without access

Average distance to a choice of providers for all members					
Number of providers	1	2	3	4	5
Miles	7.3	9.0	11.1	12.5	14.7

Key geographic areas				
Region	Total number of members	All members		
		Percent w	Percent wo	Average distance to 1 provider
East	26,743	100.0	0.0	5.5
Central	24,400	100.0	0.0	7.2
West	15,942	100.0	0.0	10.3



# Provider locations



- ▲ Single provider locations
- ▲ Multiple provider locations

□ 90 mile radius

## Accessibility summary

Accessibility analysis specifications	
Provider group:	<b>Ophthalmology - Pediatric</b> 295 providers at 206 locations
Member group:	<b>IA Children Members</b> 70,141 members
Access standard:	<b>1 provider within 60 miles</b>
All members:	70,141 (100.0%) 100.0% with access 0.0% without access

Average distance to a choice of providers for all members					
Number of providers	1	2	3	4	5
Miles	7.6	9.5	11.7	12.9	15.3

Key geographic areas				
Region	Total number of members	All members		
		Percent w	Percent wo	Average distance to 1 provider
East	26,123	100.0	0.0	6.0
Central	25,209	100.0	0.0	7.4
West	18,809	100.0	0.0	10.2

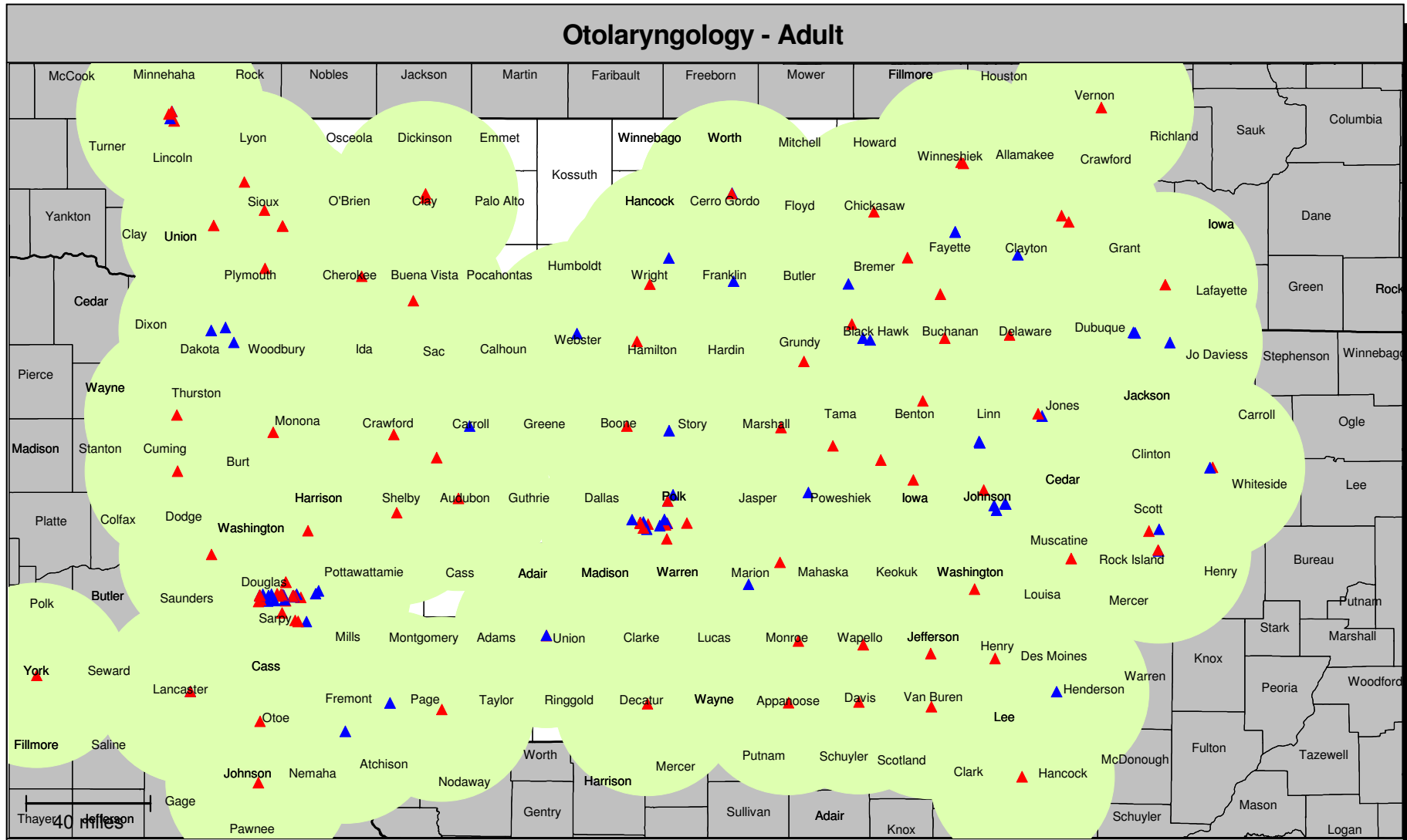
## Accessibility summary

Accessibility analysis specifications	
Provider group:	<b>Ophthalmology - Pediatric</b> 295 providers at 206 locations
Member group:	<b>IA Children Members</b> 70,141 members
Access standard:	<b>1 provider within 90 miles</b>
All members:	70,141 (100.0%) 100.0% with access 0.0% without access

Average distance to a choice of providers for all members					
Number of providers	1	2	3	4	5
Miles	7.6	9.5	11.7	12.9	15.3

Key geographic areas				
Region	Total number of members	All members		
		Percent w	Percent wo	Average distance to 1 provider
East	26,123	100.0	0.0	6.0
Central	25,209	100.0	0.0	7.4
West	18,809	100.0	0.0	10.2

# Provider locations



- ▲ Single provider locations
- ▲ Multiple provider locations

■ 30 mile radius

## Accessibility summary

Accessibility analysis specifications	
Provider group:	<b>Otolaryngology - Adult</b> 206 providers at 183 locations
Member group:	<b>IA Adult Members</b> 67,085 members
Access standard:	<b>1 provider within 60 miles</b>
All members:	67,085 (100.0%) 100.0% with access 0.0% without access

Average distance to a choice of providers for all members					
Number of providers	1	2	3	4	5
Miles	7.0	10.8	13.6	15.9	18.0

Key geographic areas				
Region	Total number of members	All members		
		Percent w	Percent wo	Average distance to 1 provider
East	26,743	100.0	0.0	5.6
Central	24,400	100.0	0.0	6.3
West	15,942	100.0	0.0	10.3

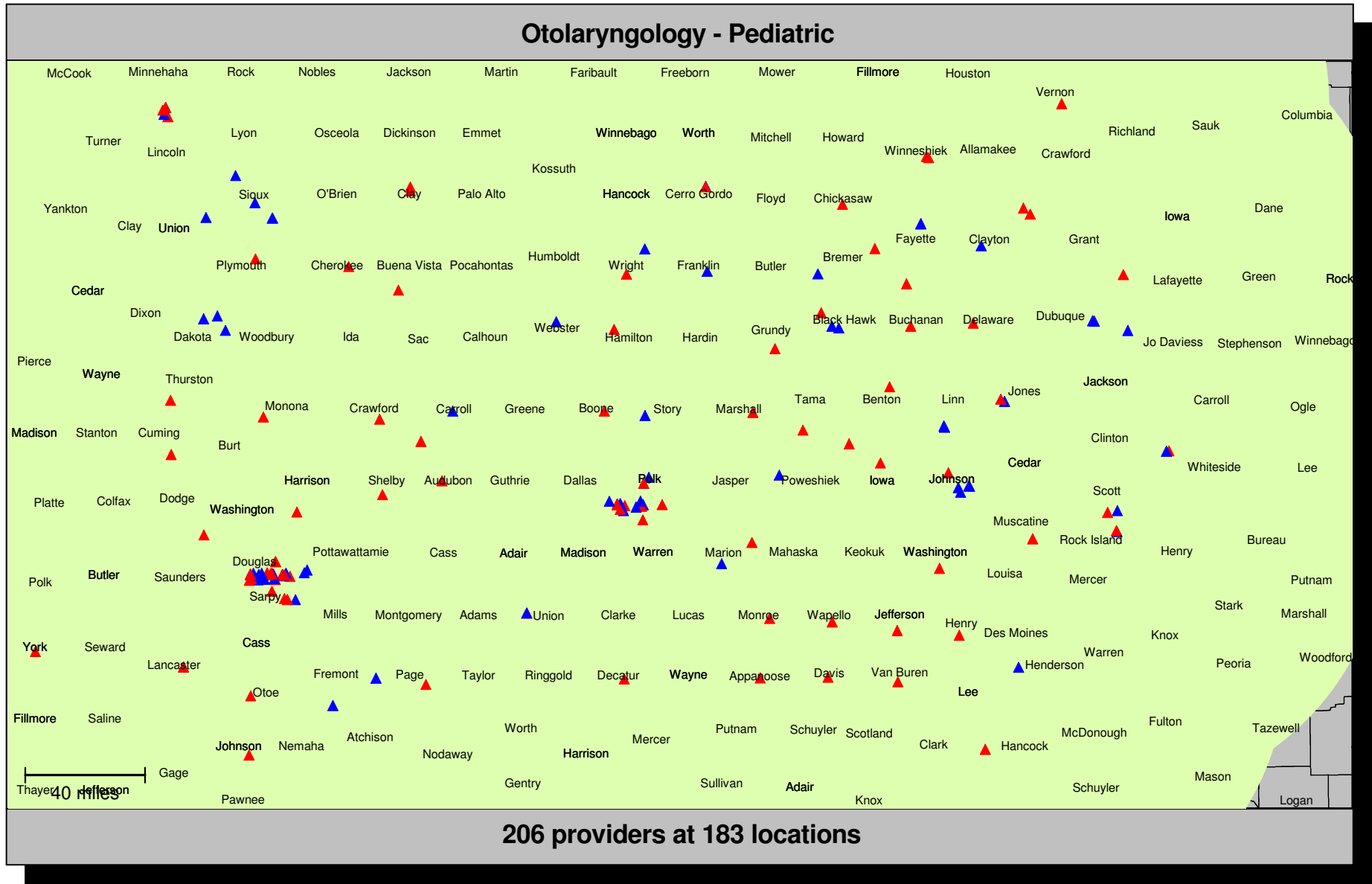
## Accessibility summary

Accessibility analysis specifications	
Provider group:	<b>Otolaryngology - Adult</b> 206 providers at 183 locations
Member group:	<b>IA Adult Members</b> 67,085 members
Access standard:	<b>1 provider within 90 miles</b>
All members:	67,085 (100.0%) 100.0% with access 0.0% without access

Average distance to a choice of providers for all members					
Number of providers	1	2	3	4	5
Miles	7.0	10.8	13.6	15.9	18.0

Key geographic areas				
Region	Total number of members	All members		
		Percent w	Percent wo	Average distance to 1 provider
East	26,743	100.0	0.0	5.6
Central	24,400	100.0	0.0	6.3
West	15,942	100.0	0.0	10.3

# Provider locations



## Accessibility summary

Accessibility analysis specifications	
Provider group:	<b>Otolaryngology - Pediatric</b> 206 providers at 183 locations
Member group:	<b>IA Children Members</b> 70,141 members
Access standard:	<b>1 provider within 60 miles</b>
All members:	70,141 (100.0%) 100.0% with access 0.0% without access

Average distance to a choice of providers for all members					
Number of providers	1	2	3	4	5
Miles	7.3	11.2	14.1	16.2	18.2

Key geographic areas				
Region	Total number of members	All members		
		Percent w	Percent wo	Average distance to 1 provider
East	26,123	100.0	0.0	5.9
Central	25,209	100.0	0.0	6.5
West	18,809	100.0	0.0	10.3



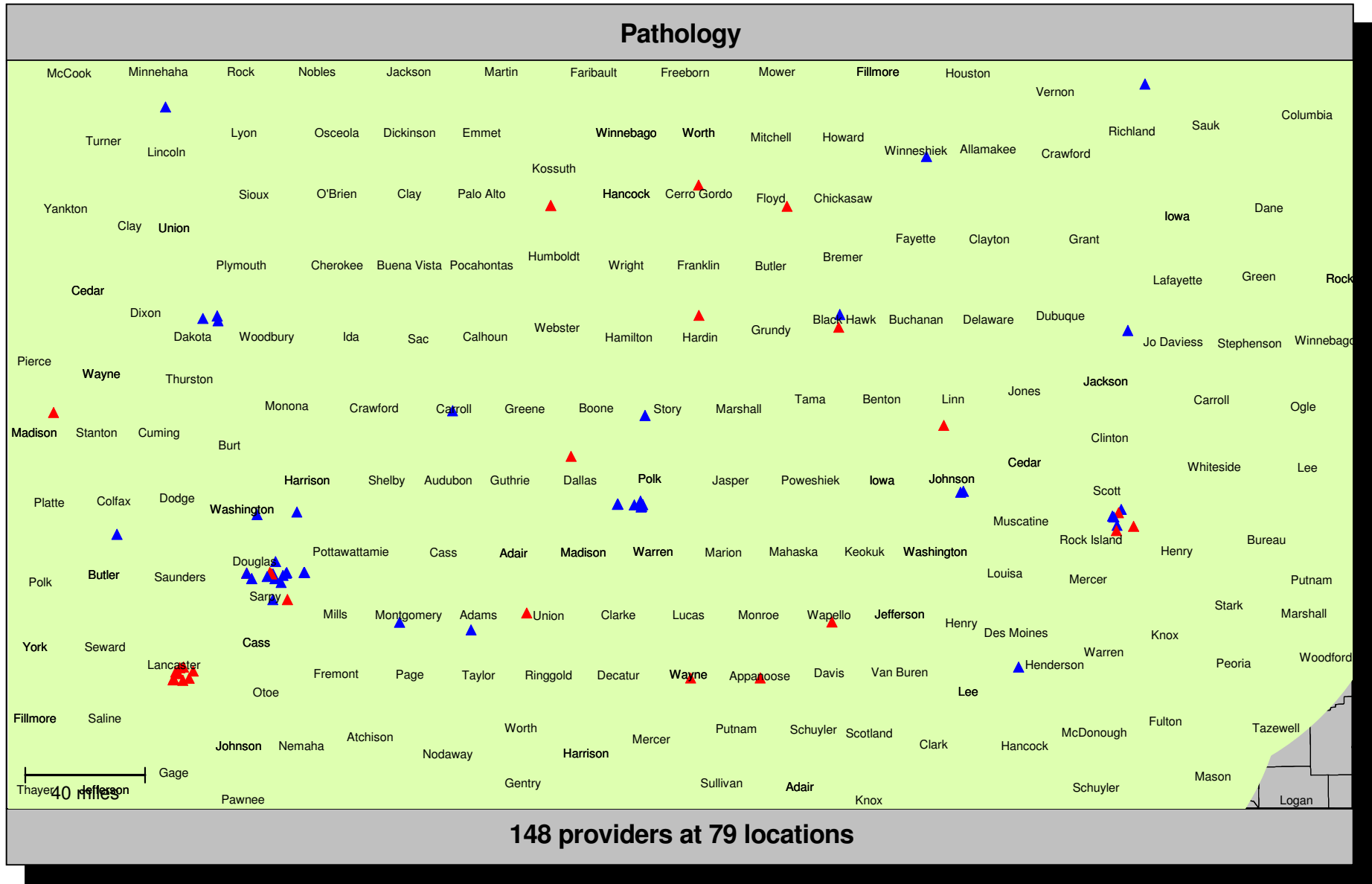
## Accessibility summary

Accessibility analysis specifications	
Provider group:	<b>Otolaryngology - Pediatric</b> 206 providers at 183 locations
Member group:	<b>IA Children Members</b> 70,141 members
Access standard:	<b>1 provider within 90 miles</b>
All members:	70,141 (100.0%) 100.0% with access 0.0% without access

Average distance to a choice of providers for all members					
Number of providers	1	2	3	4	5
Miles	7.3	11.2	14.1	16.2	18.2

Key geographic areas				
Region	Total number of members	All members		
		Percent w	Percent wo	Average distance to 1 provider
East	26,123	100.0	0.0	5.9
Central	25,209	100.0	0.0	6.5
West	18,809	100.0	0.0	10.3

# Provider locations



## Accessibility summary

Accessibility analysis specifications	
Provider group:	<b>Pathology</b> 148 providers at 79 locations
Member group:	<b>IA Mems</b> 156,347 members
Access standard:	<b>1 provider within 60 miles</b>
All members:	156,347 (100.0%) 99.6% with access 0.4% without access

Average distance to a choice of providers for all members					
Number of providers	1	2	3	4	5
Miles	14.9	20.3	24.7	26.3	29.8

Key geographic areas				
Region	Total number of members	All members		
		Percent w	Percent wo	Average distance to 1 provider
East	60,105	100.0	0.0	12.7
Central	56,398	100.0	0.0	12.2
West	39,844	98.5	1.5	22.2

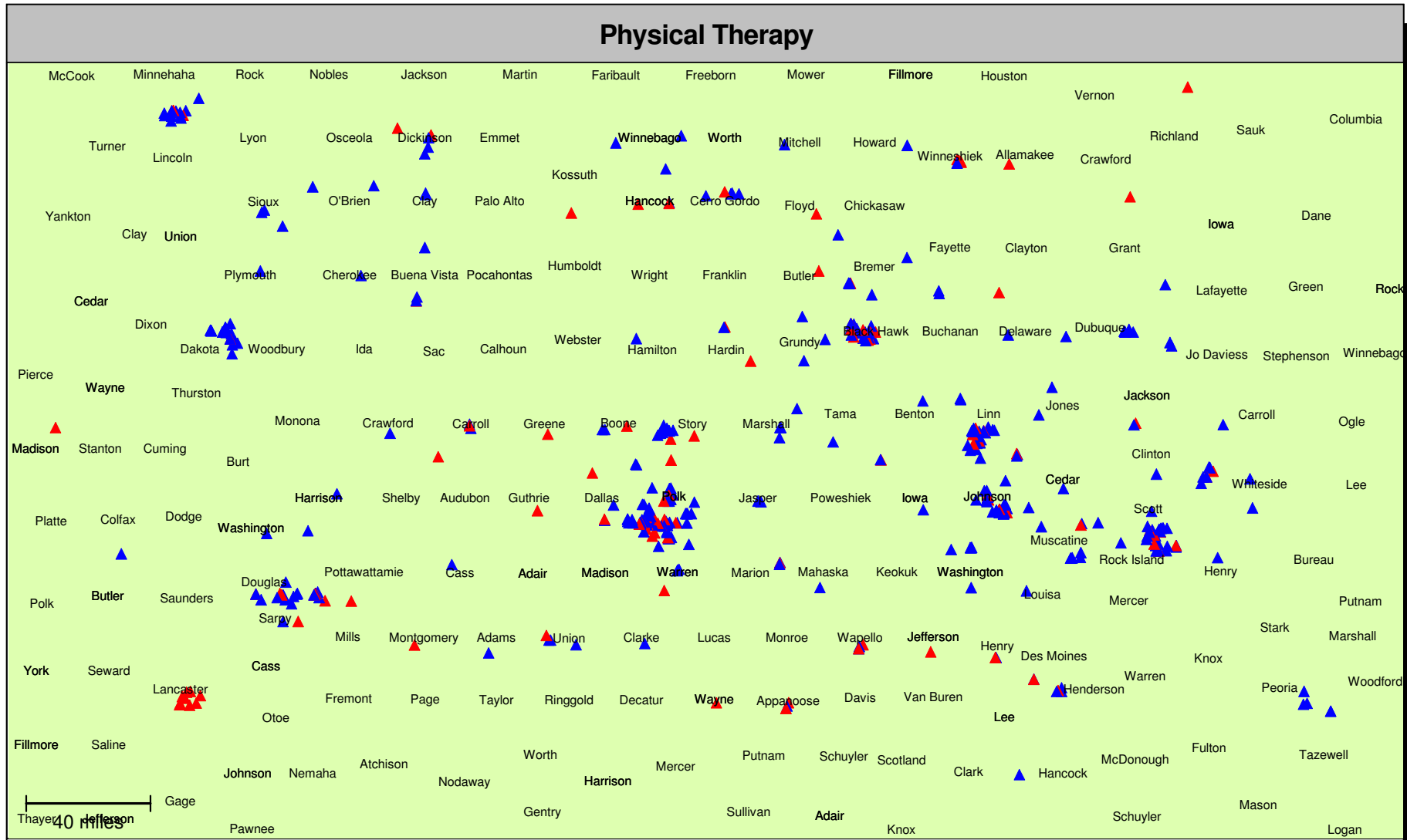
## Accessibility summary

Accessibility analysis specifications	
Provider group:	<b>Pathology</b> 148 providers at 79 locations
Member group:	<b>IA Mems</b> 156,347 members
Access standard:	<b>1 provider within 90 miles</b>
All members:	156,347 (100.0%) 100.0% with access 0.0% without access

Average distance to a choice of providers for all members					
Number of providers	1	2	3	4	5
Miles	14.9	20.3	24.7	26.3	29.8

Key geographic areas				
Region	Total number of members	All members		
		Percent w	Percent wo	Average distance to 1 provider
East	60,105	100.0	0.0	12.7
Central	56,398	100.0	0.0	12.2
West	39,844	100.0	0.0	22.2

# Provider locations



**1,237 providers at 473 locations**

- ▲ Single provider locations
- ▲ Multiple provider locations

■ 90 mile radius

## Accessibility summary

Accessibility analysis specifications	
Provider group:	<b>Physical Therapy</b> 1,237 providers at 473 locations
Member group:	<b>IA Mems</b> 156,347 members
Access standard:	<b>1 provider within 60 miles</b>
All members:	156,347 (100.0%) 100.0% with access 0.0% without access

Average distance to a choice of providers for all members					
Number of providers	1	2	3	4	5
Miles	5.0	6.0	6.8	7.1	7.8

Key geographic areas				
Region	Total number of members	All members		
		Percent w	Percent wo	Average distance to 1 provider
East	60,105	100.0	0.0	3.3
Central	56,398	100.0	0.0	3.8
West	39,844	100.0	0.0	9.4


## Accessibility summary

Accessibility analysis specifications	
Provider group:	<b>Physical Therapy</b> 1,237 providers at 473 locations
Member group:	<b>IA Mems</b> 156,347 members
Access standard:	<b>1 provider within 90 miles</b>
All members:	156,347 (100.0%) 100.0% with access 0.0% without access

Average distance to a choice of providers for all members					
Number of providers	1	2	3	4	5
Miles	5.0	6.0	6.8	7.1	7.8

Key geographic areas				
Region	Total number of members	All members		
		Percent w	Percent wo	Average distance to 1 provider
East	60,105	100.0	0.0	3.3
Central	56,398	100.0	0.0	3.8
West	39,844	100.0	0.0	9.4

# Provider locations





## Accessibility summary

Accessibility analysis specifications	
Provider group:	<b>Psychiatry</b> 415 providers at 245 locations
Member group:	<b>IA Mems</b> 156,347 members
Access standard:	<b>1 provider within 60 miles</b>
All members:	156,347 (100.0%) 100.0% with access 0.0% without access

Average distance to a choice of providers for all members					
Number of providers	1	2	3	4	5
Miles	7.8	9.5	11.5	13.8	15.2

Key geographic areas				
Region	Total number of members	All members		
		Percent w	Percent wo	Average distance to 1 provider
East	60,105	100.0	0.0	5.9
Central	56,398	100.0	0.0	7.3
West	39,844	100.0	0.0	11.3

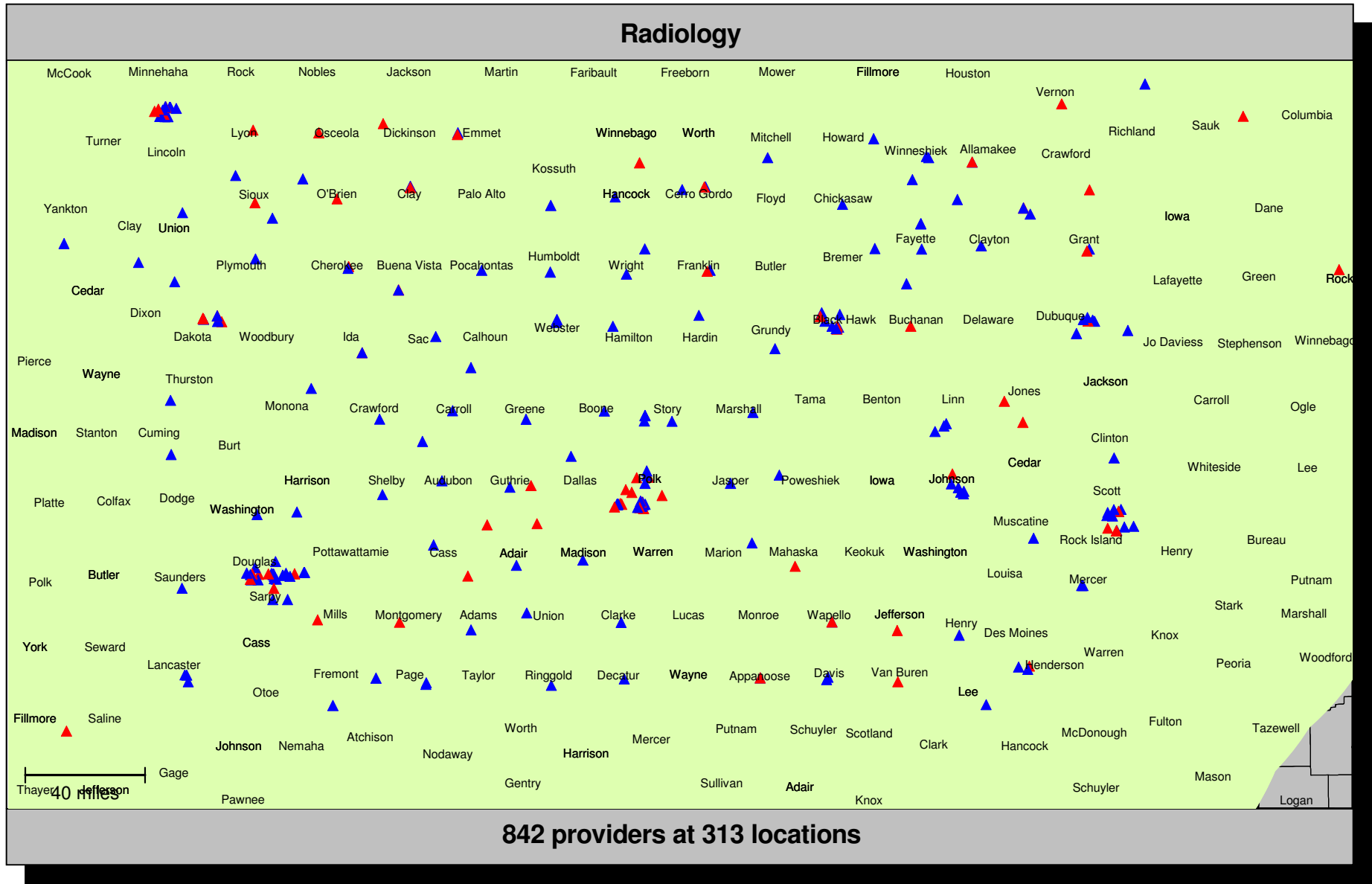
## Accessibility summary

Accessibility analysis specifications	
Provider group:	<b>Psychiatry</b> 415 providers at 245 locations
Member group:	<b>IA Mems</b> 156,347 members
Access standard:	<b>1 provider within 90 miles</b>
All members:	156,347 (100.0%) 100.0% with access 0.0% without access

Average distance to a choice of providers for all members					
Number of providers	1	2	3	4	5
Miles	7.8	9.5	11.5	13.8	15.2

Key geographic areas				
Region	Total number of members	All members		
		Percent w	Percent wo	Average distance to 1 provider
East	60,105	100.0	0.0	5.9
Central	56,398	100.0	0.0	7.3
West	39,844	100.0	0.0	11.3

# Provider locations



- ▲ Single provider locations
- ▲ Multiple provider locations

■ 90 mile radius

## Accessibility summary

Accessibility analysis specifications	
Provider group:	<b>Radiology</b> 842 providers at 313 locations
Member group:	<b>IA Mems</b> 156,347 members
Access standard:	<b>1 provider within 60 miles</b>
All members:	156,347 (100.0%) 100.0% with access 0.0% without access

Average distance to a choice of providers for all members					
Number of providers	1	2	3	4	5
Miles	5.7	6.6	7.2	7.7	8.2

Key geographic areas				
Region	Total number of members	All members		
		Percent w	Percent wo	Average distance to 1 provider
East	60,105	100.0	0.0	5.7
Central	56,398	100.0	0.0	5.9
West	39,844	100.0	0.0	5.4

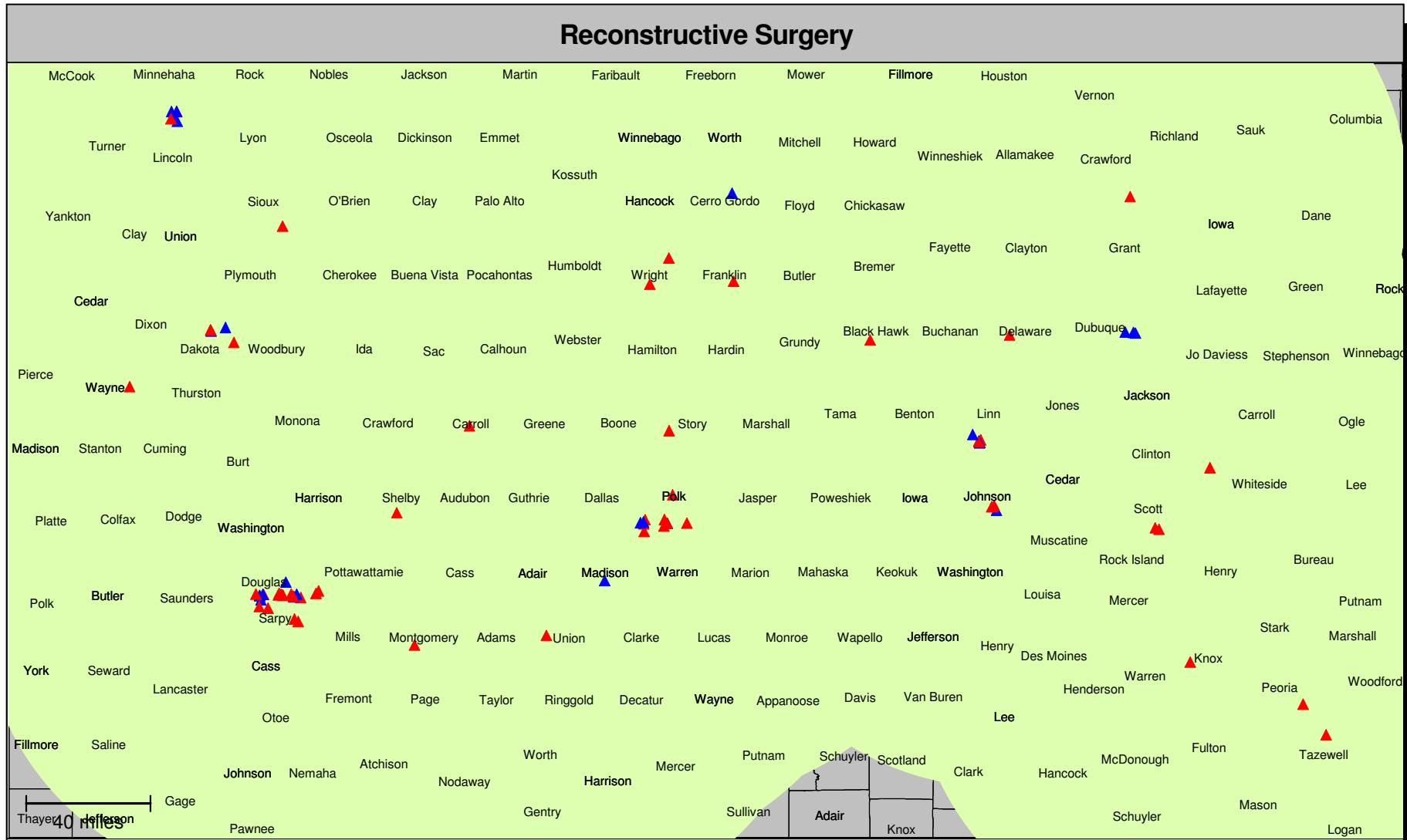
## Accessibility summary

Accessibility analysis specifications	
Provider group:	<b>Radiology</b> 842 providers at 313 locations
Member group:	<b>IA Mems</b> 156,347 members
Access standard:	<b>1 provider within 90 miles</b>
All members:	156,347 (100.0%) 100.0% with access 0.0% without access

Average distance to a choice of providers for all members					
Number of providers	1	2	3	4	5
Miles	5.7	6.6	7.2	7.7	8.2

Key geographic areas				
Region	Total number of members	All members		
		Percent w	Percent wo	Average distance to 1 provider
East	60,105	100.0	0.0	5.7
Central	56,398	100.0	0.0	5.9
West	39,844	100.0	0.0	5.4

# Provider locations



63 providers at 87 locations

- ▲ Single provider locations
- ▲ Multiple provider locations

90 mile radius

## Accessibility summary

Accessibility analysis specifications	
Provider group:	<b>Reconstructive Surgery</b> 63 providers at 87 locations
Member group:	<b>IA Mems</b> 156,347 members
Access standard:	<b>1 provider within 60 miles</b>
All members:	156,347 (100.0%) 95.6% with access 4.4% without access

Average distance to a choice of providers for all members					
Number of providers	1	2	3	4	5
Miles	18.0	24.9	29.7	33.0	34.3

Key geographic areas				
Region	Total number of members	All members		
		Percent w	Percent wo	Average distance to 1 provider
East	60,105	99.5	0.5	14.6
Central	56,398	90.6	9.4	19.8
West	39,844	96.8	3.2	20.8

## Accessibility summary

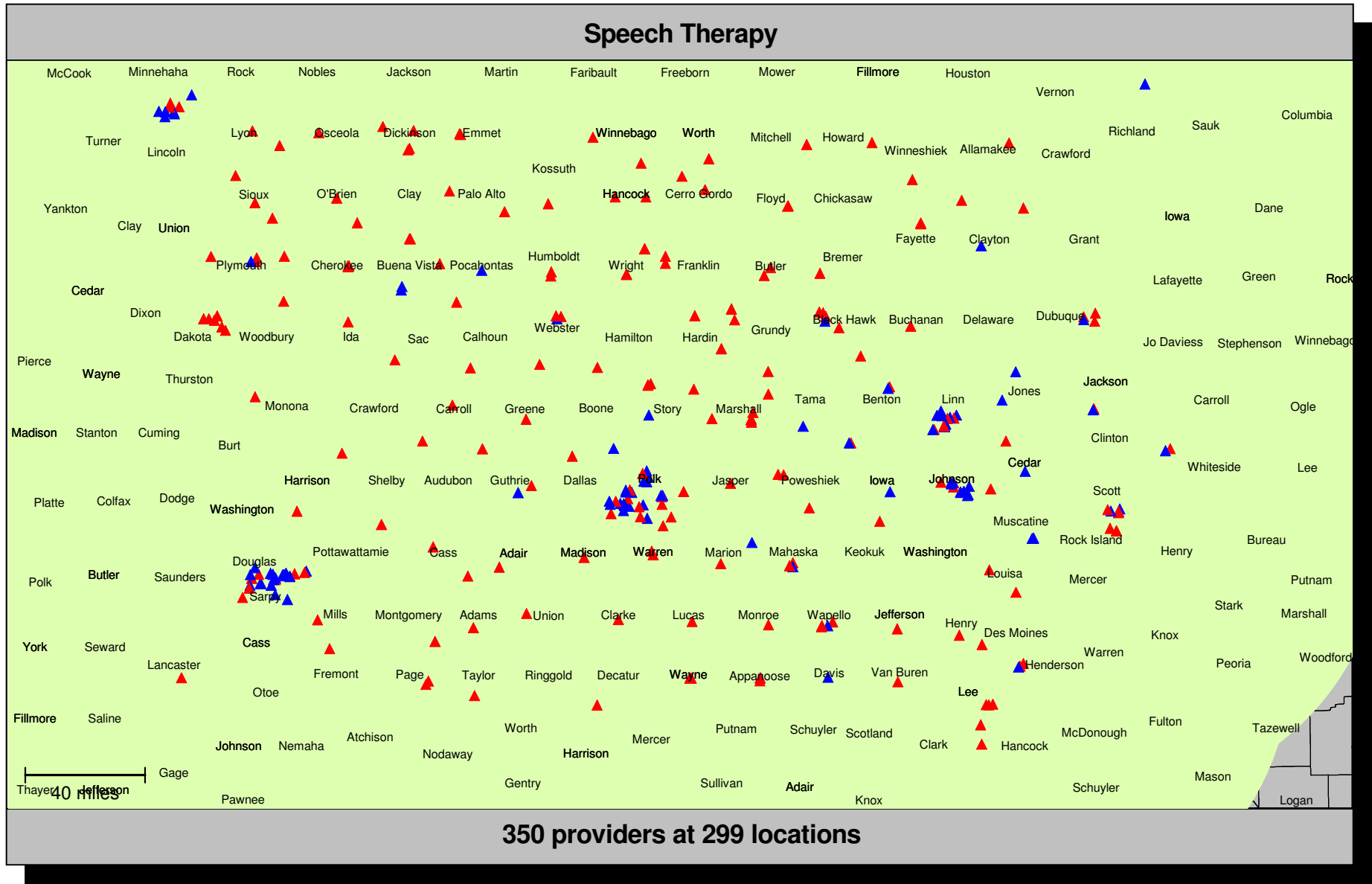
Accessibility analysis specifications	
Provider group:	<b>Reconstructive Surgery</b> 63 providers at 87 locations
Member group:	<b>IA Mems</b> 156,347 members
Access standard:	<b>1 provider within 90 miles</b>
All members:	156,347 (100.0%) 100.0% with access 0.0% without access

Average distance to a choice of providers for all members					
Number of providers	1	2	3	4	5
Miles	18.0	24.9	29.7	33.0	34.3

Key geographic areas				
Region	Total number of members	All members		
		Percent w	Percent wo	Average distance to 1 provider
East	60,105	100.0	0.0	14.6
Central	56,398	100.0	0.0	19.8
West	39,844	100.0	0.0	20.8



# Provider locations



## Accessibility summary

Accessibility analysis specifications	
Provider group:	<b>Speech Therapy</b> 350 providers at 299 locations
Member group:	<b>IA Mems</b> 156,347 members
Access standard:	<b>1 provider within 60 miles</b>
All members:	156,347 (100.0%) 100.0% with access 0.0% without access

Average distance to a choice of providers for all members					
Number of providers	1	2	3	4	5
Miles	4.5	7.5	9.1	10.6	12.4

Key geographic areas				
Region	Total number of members	All members		
		Percent w	Percent wo	Average distance to 1 provider
East	60,105	100.0	0.0	4.4
Central	56,398	100.0	0.0	3.7
West	39,844	100.0	0.0	6.0


## Accessibility summary

Accessibility analysis specifications	
Provider group:	<b>Speech Therapy</b> 350 providers at 299 locations
Member group:	<b>IA Mems</b> 156,347 members
Access standard:	<b>1 provider within 90 miles</b>
All members:	156,347 (100.0%) 100.0% with access 0.0% without access

Average distance to a choice of providers for all members					
Number of providers	1	2	3	4	5
Miles	4.5	7.5	9.1	10.6	12.4

Key geographic areas				
Region	Total number of members	All members		
		Percent w	Percent wo	Average distance to 1 provider
East	60,105	100.0	0.0	4.4
Central	56,398	100.0	0.0	3.7
West	39,844	100.0	0.0	6.0

# Provider locations



- ▲ Single provider locations
- ▲ Multiple provider locations

90 mile radius

## Accessibility summary

Accessibility analysis specifications	
Provider group:	<b>Urology - Pediatric</b> 156 providers at 142 locations
Member group:	<b>IA Children Members</b> 70,141 members
Access standard:	<b>1 provider within 60 miles</b>
All members:	70,141 (100.0%) 100.0% with access 0.0% without access

Average distance to a choice of providers for all members					
Number of providers	1	2	3	4	5
Miles	7.7	10.8	13.8	15.7	18.5

Key geographic areas				
Region	Total number of members	All members		
		Percent w	Percent wo	Average distance to 1 provider
East	26,123	100.0	0.0	6.3
Central	25,209	100.0	0.0	7.9
West	18,809	100.0	0.0	9.3

## Accessibility summary

Accessibility analysis specifications	
Provider group:	<b>Urology - Pediatric</b> 156 providers at 142 locations
Member group:	<b>IA Children Members</b> 70,141 members
Access standard:	<b>1 provider within 90 miles</b>
All members:	70,141 (100.0%) 100.0% with access 0.0% without access

Average distance to a choice of providers for all members					
Number of providers	1	2	3	4	5
Miles	7.7	10.8	13.8	15.7	18.5

Key geographic areas				
Region	Total number of members	All members		
		Percent w	Percent wo	Average distance to 1 provider
East	26,123	100.0	0.0	6.3
Central	25,209	100.0	0.0	7.9
West	18,809	100.0	0.0	9.3