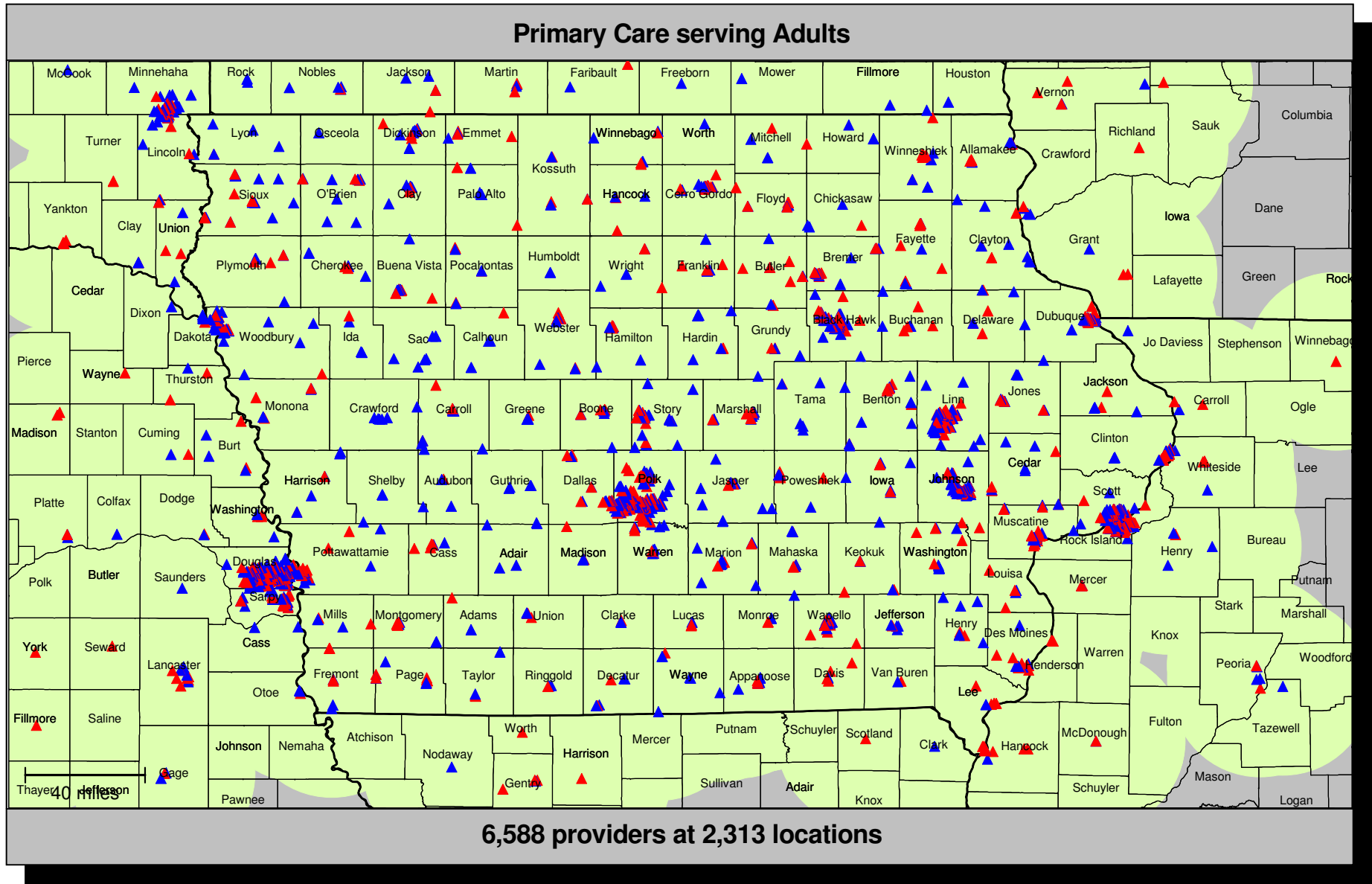


Provider locations



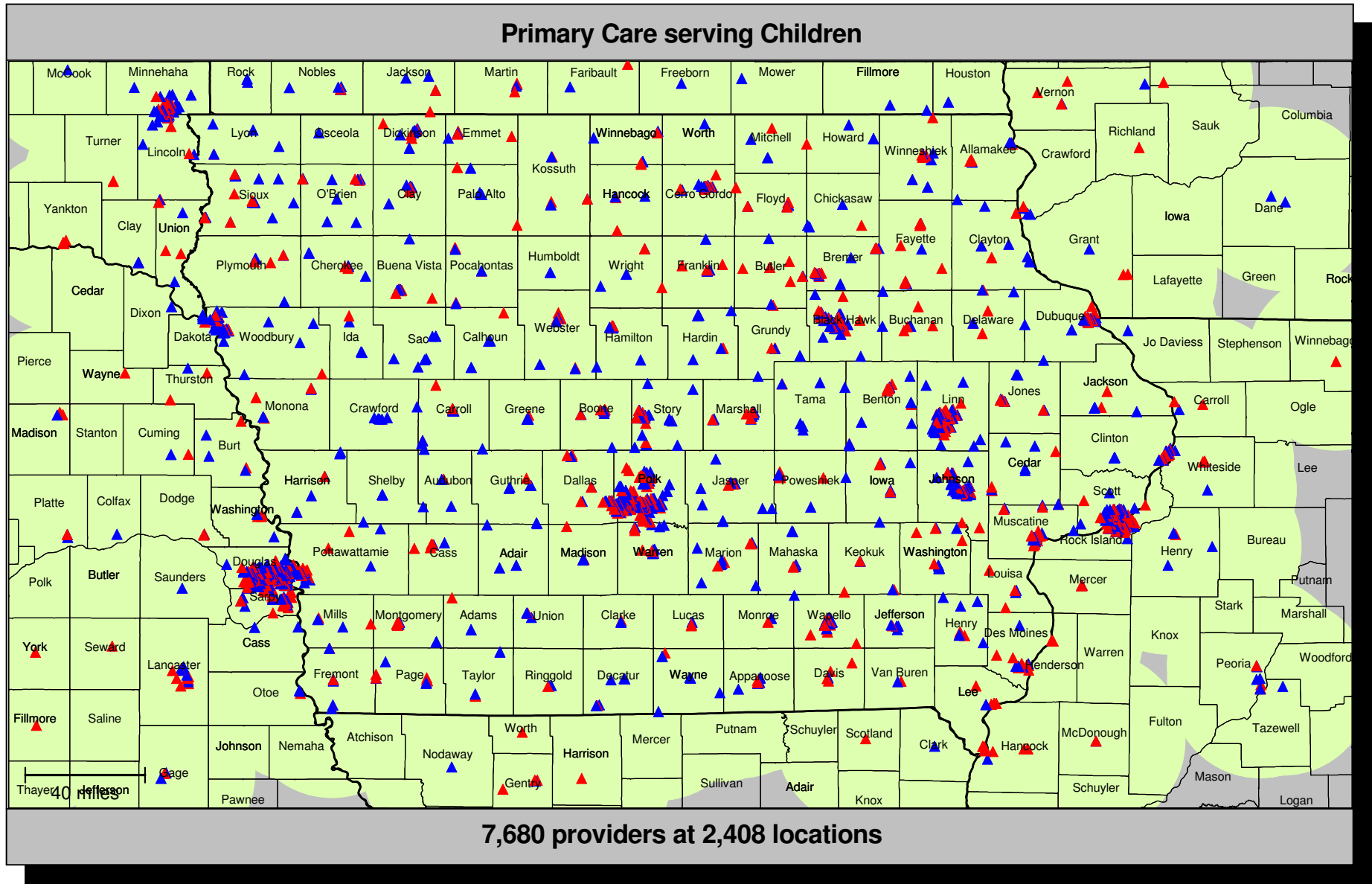
Accessibility summary

Accessibility analysis specifications	
Provider group:	Primary Care serving Adults 6,588 providers at 2,313 locations
Member group:	IA Adult Members 67,085 members
Access standard:	1 provider within 30 miles
All members:	67,085 (100.0%) 100.0% with access 0.0% without access

Average distance to a choice of providers for all members					
Number of providers	1	2	3	4	5
Miles	1.7	2.0	2.2	2.4	2.6

Key geographic areas				
Region	Total number of members	All members		
		Percent w	Percent wo	Average distance to 1 provider
East	26,743	100.0	0.0	1.5
Central	24,400	100.0	0.0	1.5
West	15,942	100.0	0.0	2.3

Provider locations



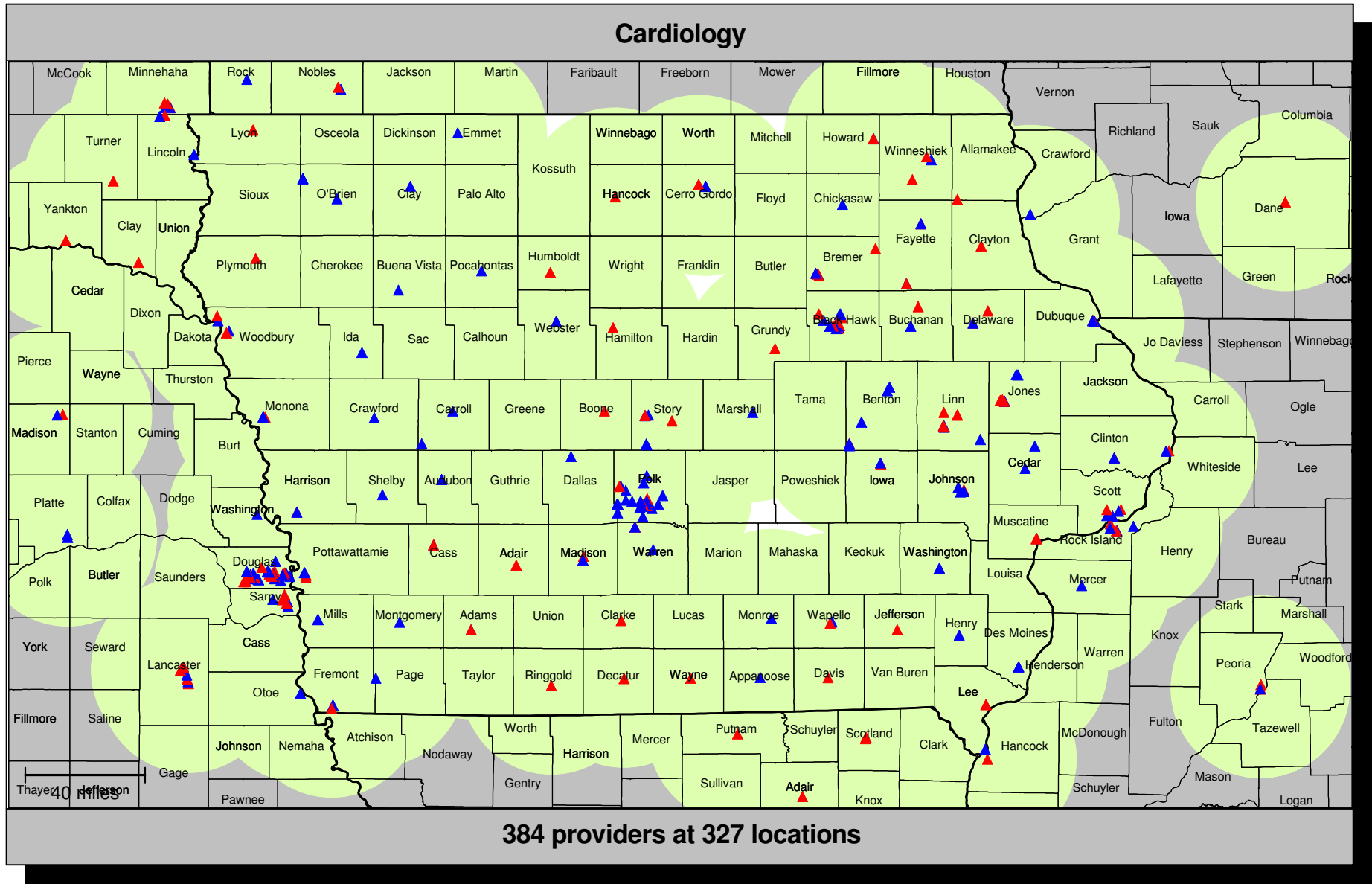
Accessibility summary

Accessibility analysis specifications	
Provider group:	Primary Care serving Children 7,680 providers at 2,408 locations
Member group:	IA Children Members 70,141 members
Access standard:	1 provider within 30 miles
All members:	70,141 (100.0%) 100.0% with access 0.0% without access

Average distance to a choice of providers for all members					
Number of providers	1	2	3	4	5
Miles	1.7	2.0	2.3	2.5	2.7

Key geographic areas				
Region	Total number of members	All members		
		Percent w	Percent wo	Average distance to 1 provider
East	26,123	100.0	0.0	1.5
Central	25,209	100.0	0.0	1.6
West	18,809	100.0	0.0	2.3

Provider locations



Accessibility summary

Accessibility analysis specifications	
Provider group:	Cardiology 384 providers at 327 locations
Member group:	IA Mems 156,347 members
Access standard:	1 provider within 60 miles
All members:	156,347 (100.0%) 100.0% with access 0.0% without access

Average distance to a choice of providers for all members					
Number of providers	1	2	3	4	5
Miles	6.0	7.2	8.6	9.3	10.5

Key geographic areas				
Region	Total number of members	All members		
		Percent w	Percent wo	Average distance to 1 provider
East	60,105	100.0	0.0	4.1
Central	56,398	100.0	0.0	6.7
West	39,844	100.0	0.0	7.9

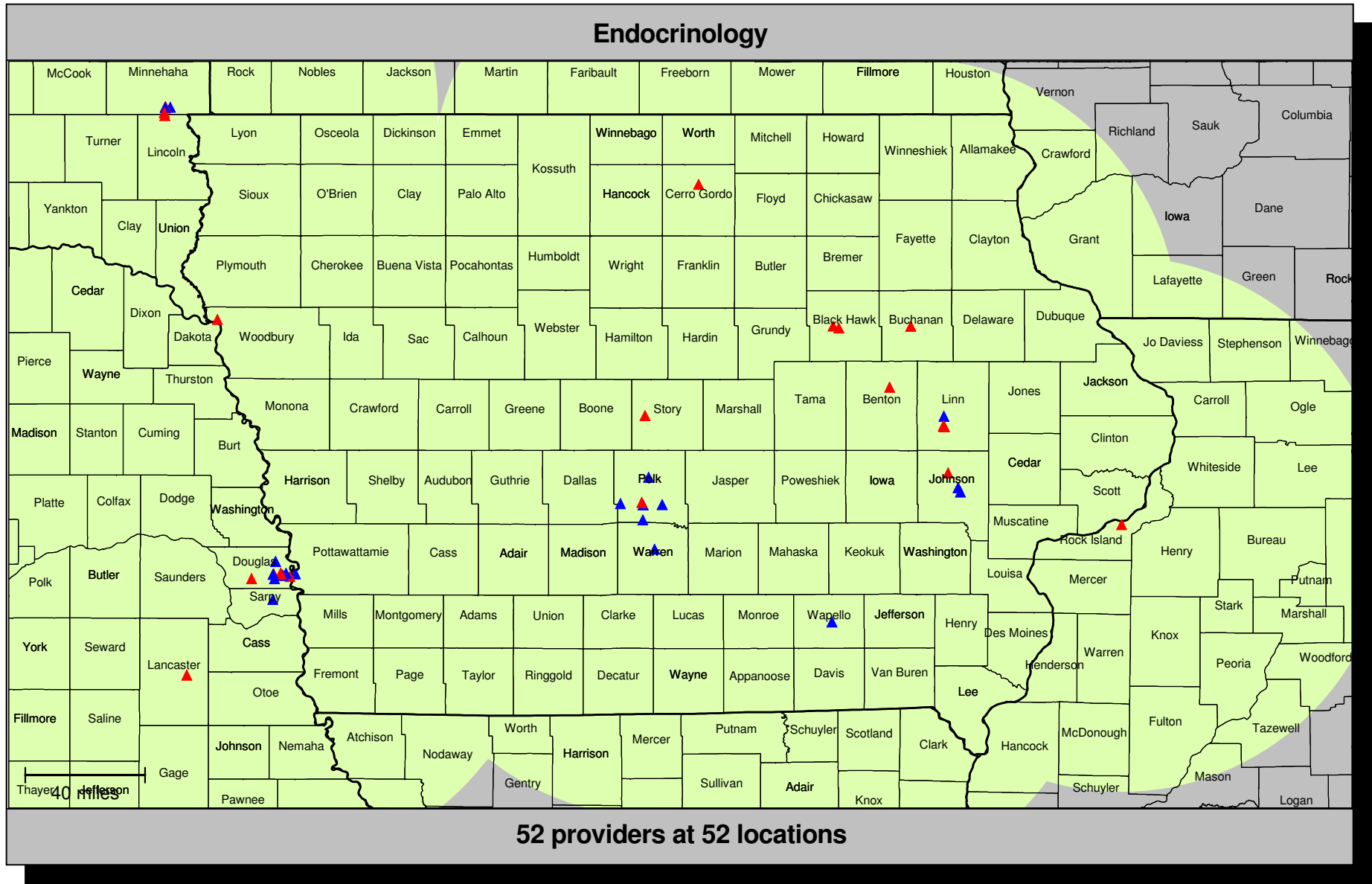
Accessibility summary

Accessibility analysis specifications	
Provider group:	Cardiology 384 providers at 327 locations
Member group:	IA Mems 156,347 members
Access standard:	1 provider within 90 miles
All members:	156,347 (100.0%) 100.0% with access 0.0% without access

Average distance to a choice of providers for all members					
Number of providers	1	2	3	4	5
Miles	6.0	7.2	8.6	9.3	10.5

Key geographic areas				
Region	Total number of members	All members		
		Percent w	Percent wo	Average distance to 1 provider
East	60,105	100.0	0.0	4.1
Central	56,398	100.0	0.0	6.7
West	39,844	100.0	0.0	7.9

Provider locations



Accessibility summary

Accessibility analysis specifications	
Provider group:	Endocrinology 52 providers at 52 locations
Member group:	IA Mems 156,347 members
Access standard:	1 provider within 60 miles
All members:	156,347 (100.0%) 89.0% with access 11.0% without access

Average distance to a choice of providers for all members					
Number of providers	1	2	3	4	5
Miles	22.8	34.8	36.6	41.0	43.1

Key geographic areas				
Region	Total number of members	All members		
		Percent w	Percent wo	Average distance to 1 provider
East	60,105	86.1	13.9	22.8
Central	56,398	100.0	0.0	13.1
West	39,844	77.7	22.3	36.7

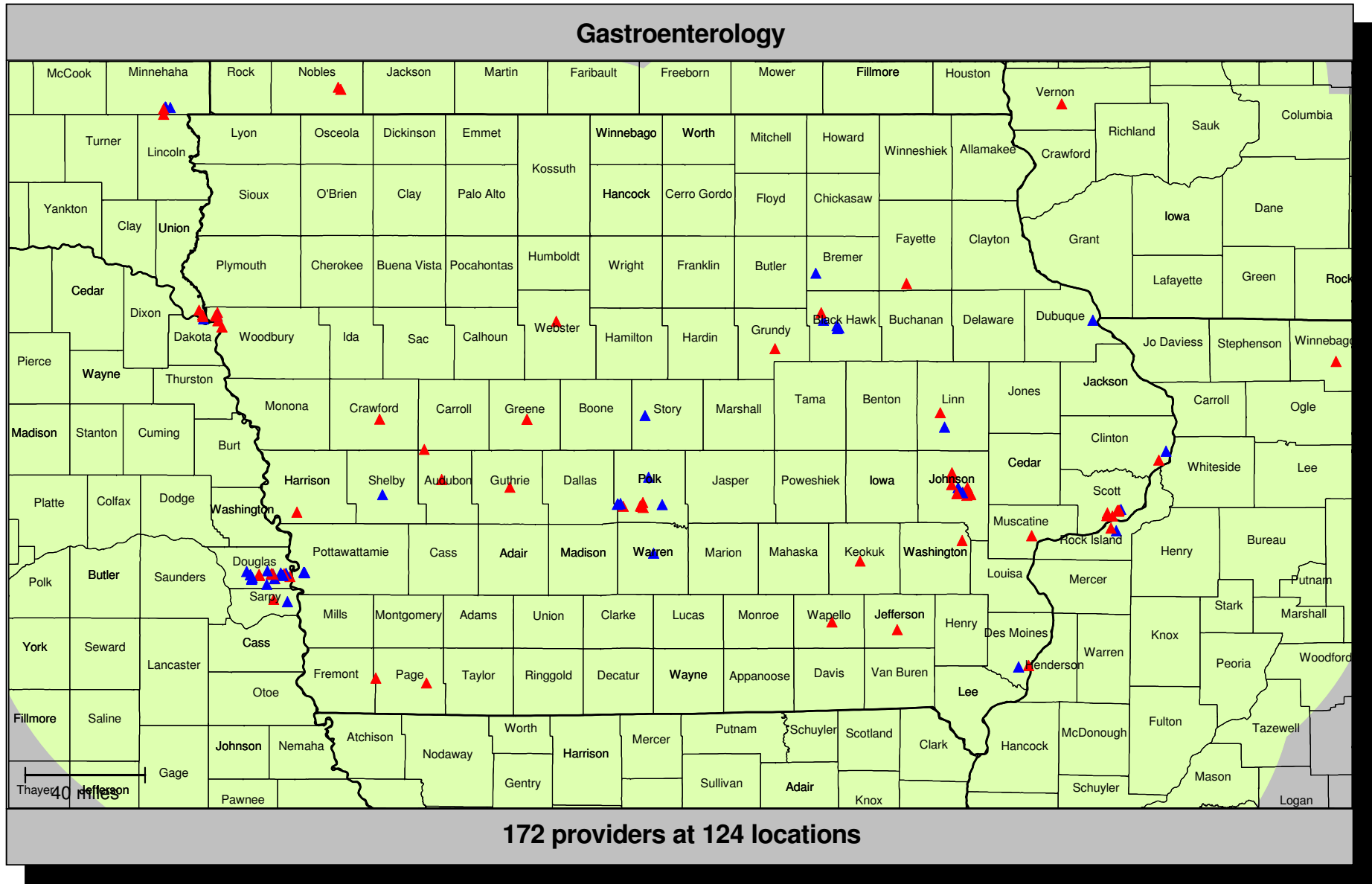
Accessibility summary

Accessibility analysis specifications	
Provider group:	Endocrinology 52 providers at 52 locations
Member group:	IA Mems 156,347 members
Access standard:	1 provider within 90 miles
All members:	156,347 (100.0%) 100.0% with access 0.0% without access

Average distance to a choice of providers for all members					
Number of providers	1	2	3	4	5
Miles	22.8	34.8	36.6	41.0	43.1

Key geographic areas				
Region	Total number of members	All members		
		Percent w	Percent wo	Average distance to 1 provider
East	60,105	100.0	0.0	22.8
Central	56,398	100.0	0.0	13.1
West	39,844	99.9	0.1	36.7

Provider locations



Accessibility summary

Accessibility analysis specifications	
Provider group:	Gastroenterology 172 providers at 124 locations
Member group:	IA Mems 156,347 members
Access standard:	1 provider within 60 miles
All members:	156,347 (100.0%) 98.9% with access 1.1% without access

Average distance to a choice of providers for all members					
Number of providers	1	2	3	4	5
Miles	13.4	17.6	20.1	23.5	24.7

Key geographic areas				
Region	Total number of members	All members		
		Percent w	Percent wo	Average distance to 1 provider
East	60,105	100.0	0.0	8.5
Central	56,398	98.7	1.3	14.1
West	39,844	97.6	2.4	19.9

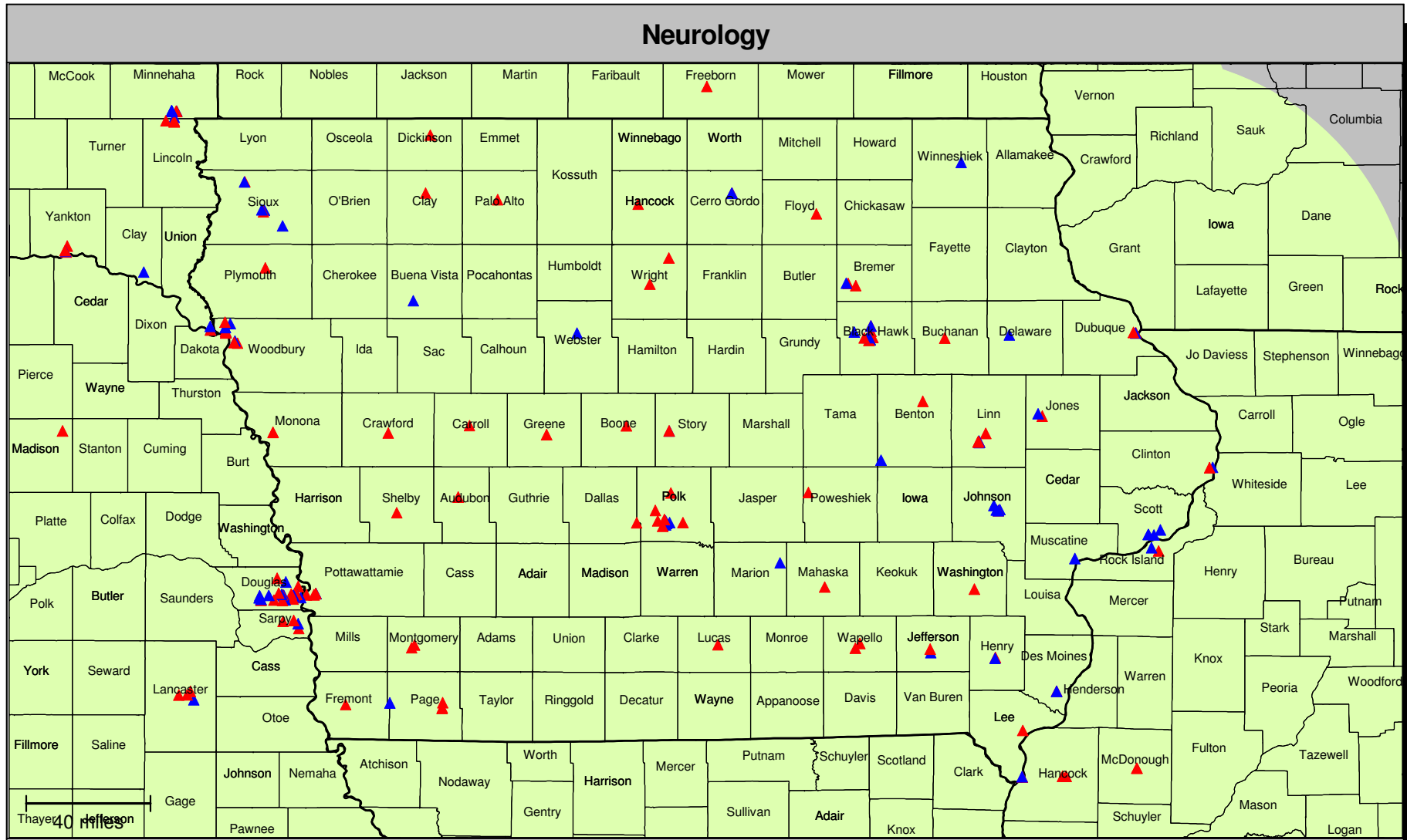
Accessibility summary

Accessibility analysis specifications	
Provider group:	Gastroenterology 172 providers at 124 locations
Member group:	IA Mems 156,347 members
Access standard:	1 provider within 90 miles
All members:	156,347 (100.0%) 100.0% with access 0.0% without access

Average distance to a choice of providers for all members					
Number of providers	1	2	3	4	5
Miles	13.4	17.6	20.1	23.5	24.7

Key geographic areas				
Region	Total number of members	All members		
		Percent w	Percent wo	Average distance to 1 provider
East	60,105	100.0	0.0	8.5
Central	56,398	100.0	0.0	14.1
West	39,844	100.0	0.0	19.9

Provider locations



Accessibility summary

Accessibility analysis specifications	
Provider group:	Neurology 284 providers at 217 locations
Member group:	IA Mems 156,347 members
Access standard:	1 provider within 60 miles
All members:	156,347 (100.0%) 100.0% with access 0.0% without access

Average distance to a choice of providers for all members					
Number of providers	1	2	3	4	5
Miles	8.1	11.0	13.5	15.2	16.3

Key geographic areas				
Region	Total number of members	All members		
		Percent w	Percent wo	Average distance to 1 provider
East	60,105	100.0	0.0	5.8
Central	56,398	100.0	0.0	8.5
West	39,844	100.0	0.0	10.9

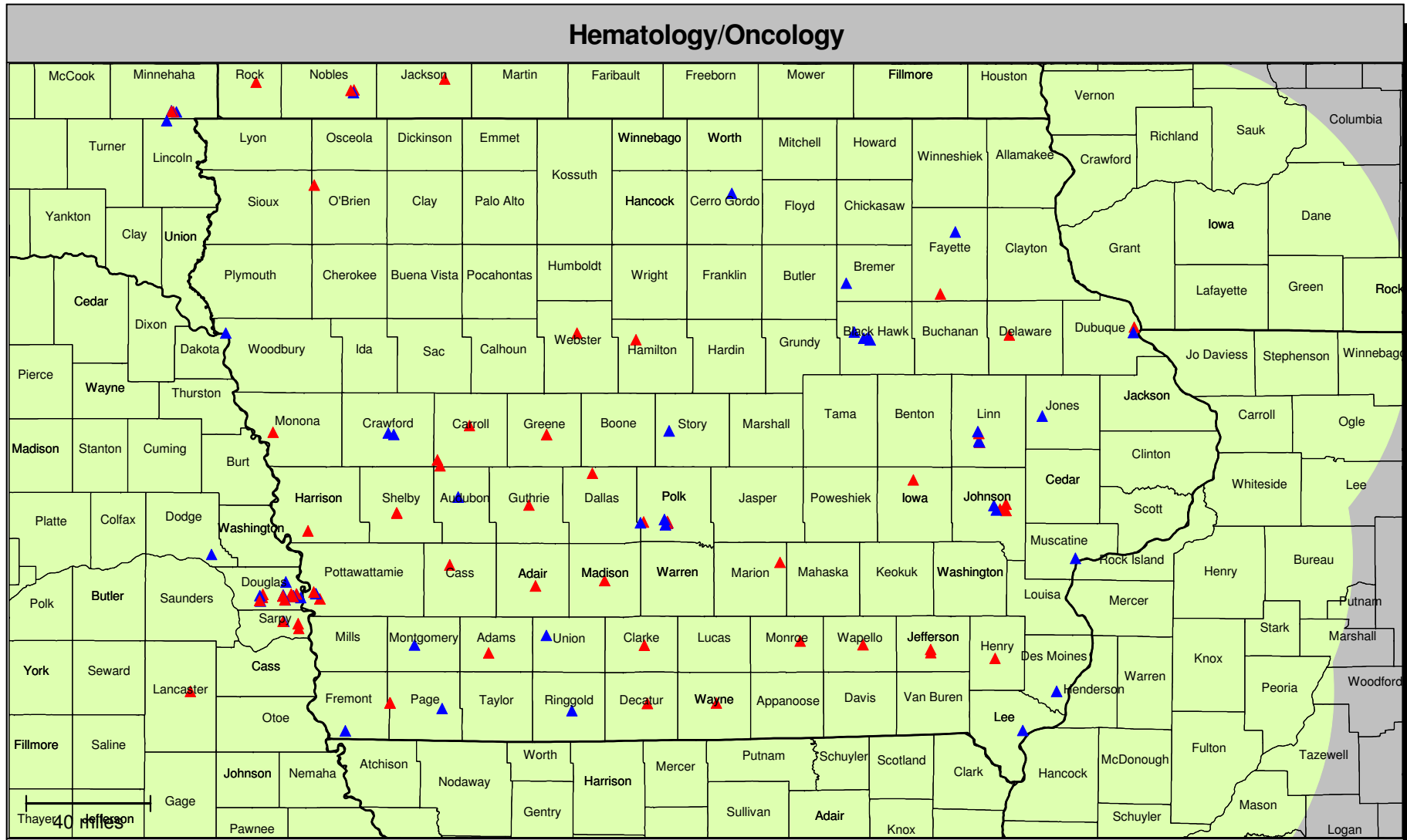
Accessibility summary

Accessibility analysis specifications	
Provider group:	Neurology 284 providers at 217 locations
Member group:	IA Mems 156,347 members
Access standard:	1 provider within 90 miles
All members:	156,347 (100.0%) 100.0% with access 0.0% without access

Average distance to a choice of providers for all members					
Number of providers	1	2	3	4	5
Miles	8.1	11.0	13.5	15.2	16.3

Key geographic areas				
Region	Total number of members	All members		
		Percent w	Percent wo	Average distance to 1 provider
East	60,105	100.0	0.0	5.8
Central	56,398	100.0	0.0	8.5
West	39,844	100.0	0.0	10.9

Provider locations



129 providers at 121 locations

- ▲ Single provider locations
- ▲ Multiple provider locations

■ 90 mile radius

Accessibility summary

Accessibility analysis specifications	
Provider group:	Hematology/Oncology 129 providers at 121 locations
Member group:	IA Mems 156,347 members
Access standard:	1 provider within 60 miles
All members:	156,347 (100.0%) 99.7% with access 0.3% without access

Average distance to a choice of providers for all members					
Number of providers	1	2	3	4	5
Miles	12.5	15.5	19.5	23.0	27.0

Key geographic areas				
Region	Total number of members	All members		
		Percent w	Percent wo	Average distance to 1 provider
East	60,105	99.2	0.8	13.9
Central	56,398	100.0	0.0	10.9
West	39,844	100.0	0.0	12.6

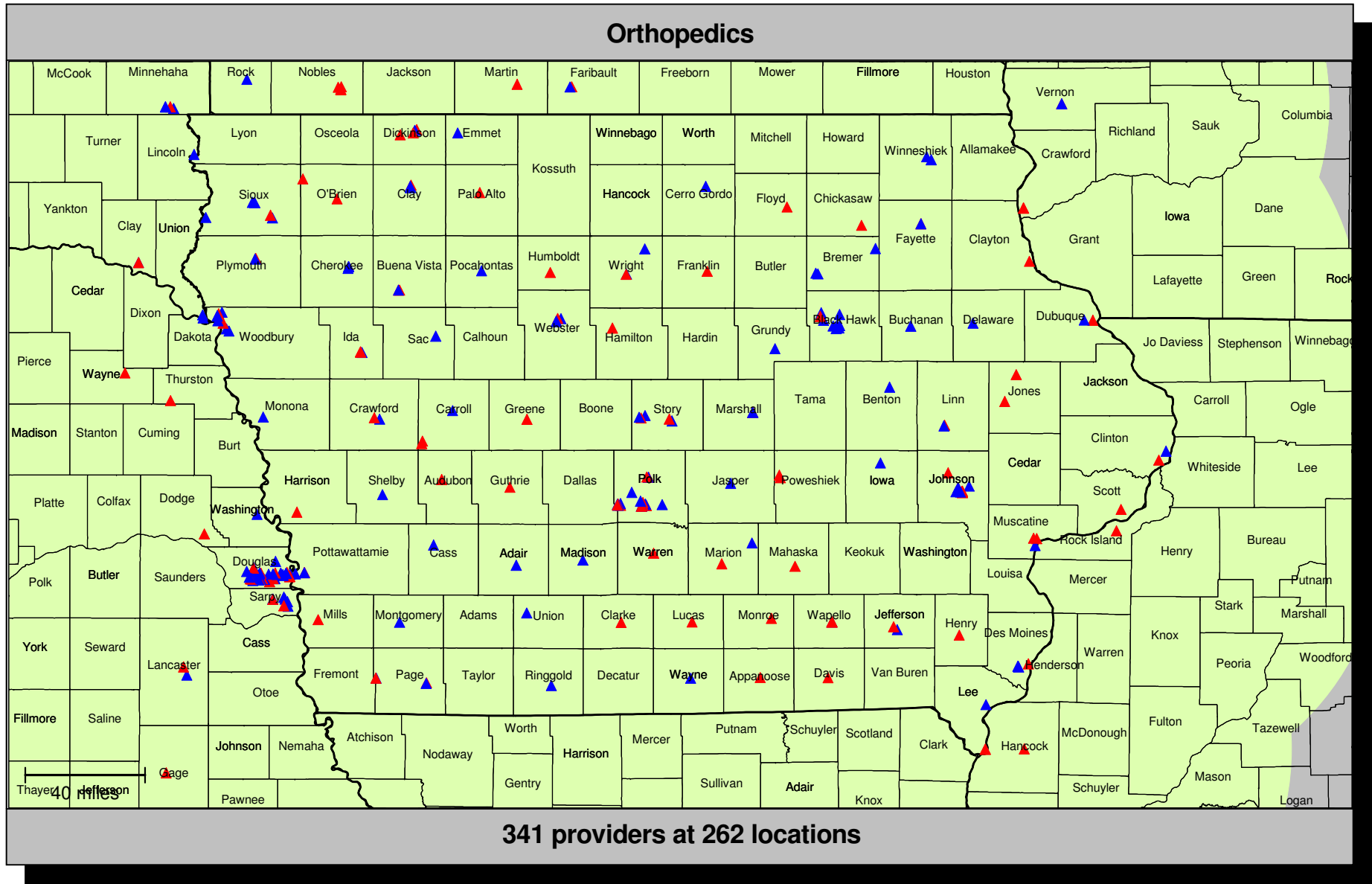
Accessibility summary

Accessibility analysis specifications	
Provider group:	Hematology/Oncology 129 providers at 121 locations
Member group:	IA Mems 156,347 members
Access standard:	1 provider within 90 miles
All members:	156,347 (100.0%) 100.0% with access 0.0% without access

Average distance to a choice of providers for all members					
Number of providers	1	2	3	4	5
Miles	12.5	15.5	19.5	23.0	27.0

Key geographic areas				
Region	Total number of members	All members		
		Percent w	Percent wo	Average distance to 1 provider
East	60,105	100.0	0.0	13.9
Central	56,398	100.0	0.0	10.9
West	39,844	100.0	0.0	12.6

Provider locations



Accessibility summary

Accessibility analysis specifications	
Provider group:	Orthopedics 341 providers at 262 locations
Member group:	IA Mems 156,347 members
Access standard:	1 provider within 60 miles
All members:	156,347 (100.0%) 100.0% with access 0.0% without access

Average distance to a choice of providers for all members					
Number of providers	1	2	3	4	5
Miles	5.9	7.8	10.2	12.4	13.9

Key geographic areas				
Region	Total number of members	All members		
		Percent w	Percent wo	Average distance to 1 provider
East	60,105	100.0	0.0	6.1
Central	56,398	100.0	0.0	5.4
West	39,844	100.0	0.0	6.2

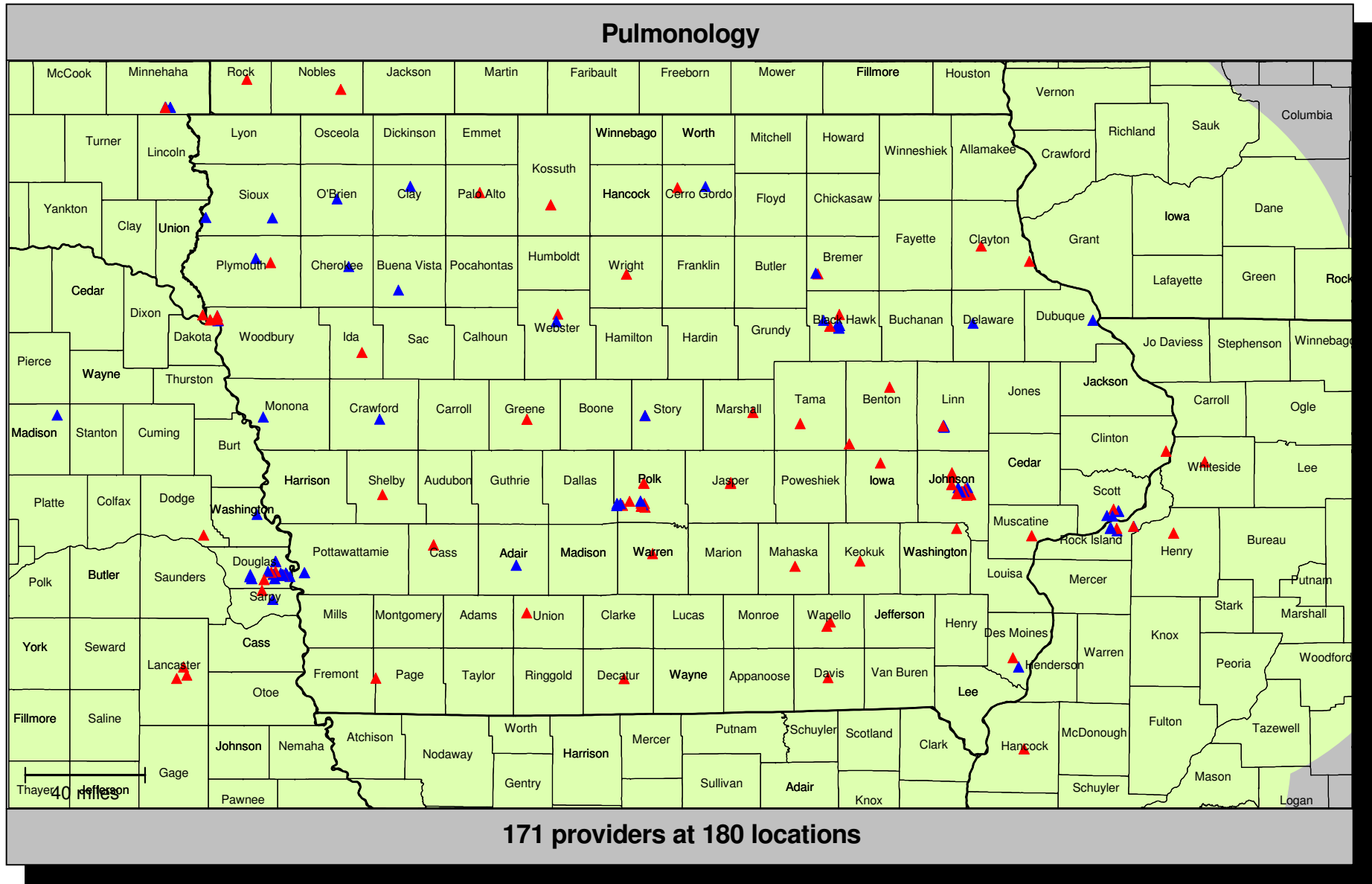
Accessibility summary

Accessibility analysis specifications	
Provider group:	Orthopedics 341 providers at 262 locations
Member group:	IA Mems 156,347 members
Access standard:	1 provider within 90 miles
All members:	156,347 (100.0%) 100.0% with access 0.0% without access

Average distance to a choice of providers for all members					
Number of providers	1	2	3	4	5
Miles	5.9	7.8	10.2	12.4	13.9

Key geographic areas				
Region	Total number of members	All members		
		Percent w	Percent wo	Average distance to 1 provider
East	60,105	100.0	0.0	6.1
Central	56,398	100.0	0.0	5.4
West	39,844	100.0	0.0	6.2

Provider locations



Accessibility summary

Accessibility analysis specifications	
Provider group:	Pulmonology 171 providers at 180 locations
Member group:	IA Mems 156,347 members
Access standard:	1 provider within 60 miles
All members:	156,347 (100.0%) 100.0% with access 0.0% without access

Average distance to a choice of providers for all members					
Number of providers	1	2	3	4	5
Miles	8.5	12.0	14.6	17.0	18.8

Key geographic areas				
Region	Total number of members	All members		
		Percent w	Percent wo	Average distance to 1 provider
East	60,105	100.0	0.0	8.0
Central	56,398	100.0	0.0	8.0
West	39,844	100.0	0.0	9.9

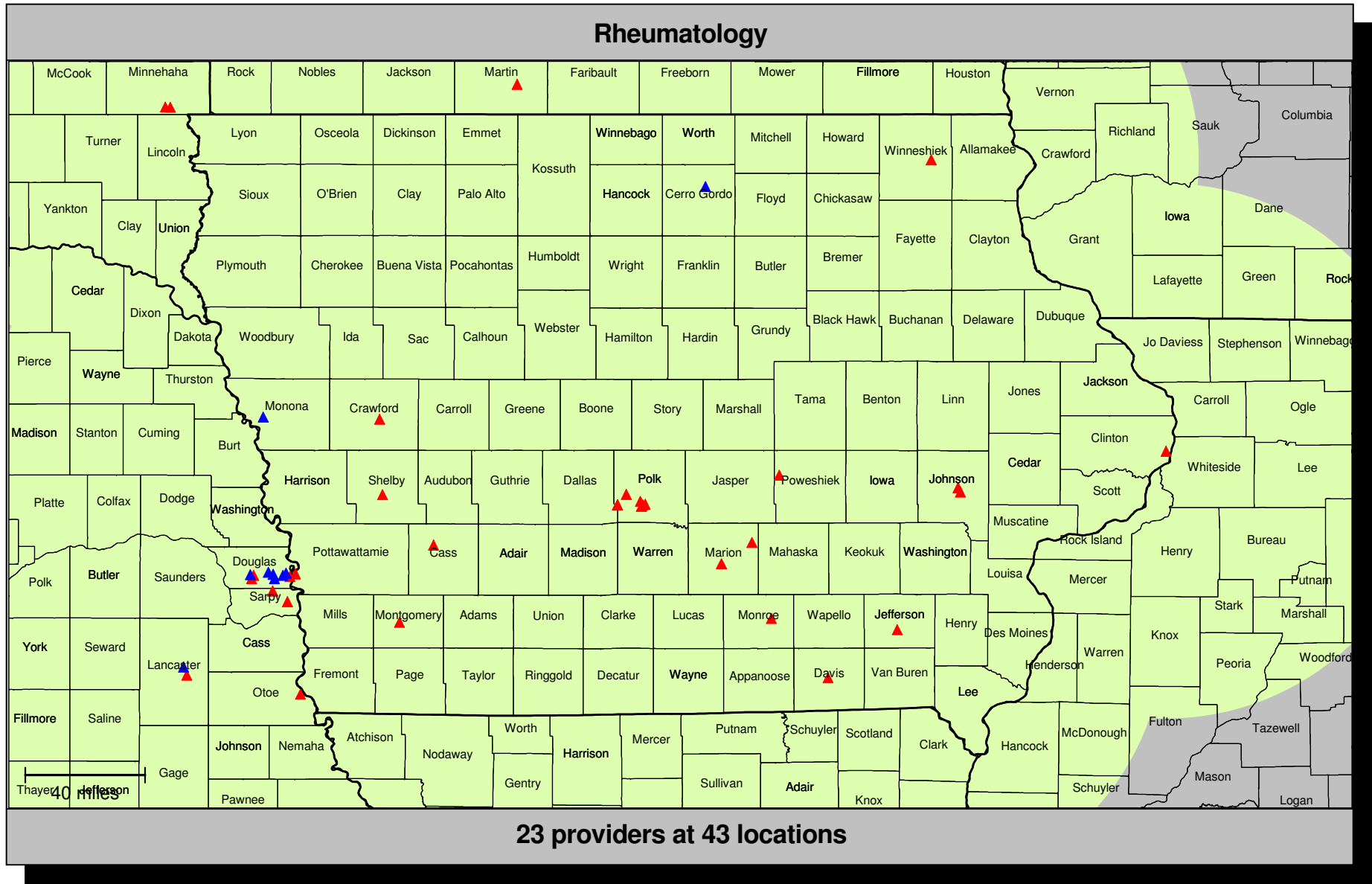
Accessibility summary

Accessibility analysis specifications	
Provider group:	Pulmonology 171 providers at 180 locations
Member group:	IA Mems 156,347 members
Access standard:	1 provider within 90 miles
All members:	156,347 (100.0%) 100.0% with access 0.0% without access

Average distance to a choice of providers for all members					
Number of providers	1	2	3	4	5
Miles	8.5	12.0	14.6	17.0	18.8

Key geographic areas				
Region	Total number of members	All members		
		Percent w	Percent wo	Average distance to 1 provider
East	60,105	100.0	0.0	8.0
Central	56,398	100.0	0.0	8.0
West	39,844	100.0	0.0	9.9

Provider locations



Accessibility summary

Accessibility analysis specifications	
Provider group:	Rheumatology 23 providers at 43 locations
Member group:	IA Mems 156,347 members
Access standard:	1 provider within 60 miles
All members:	156,347 (100.0%) 91.6% with access 8.4% without access

Average distance to a choice of providers for all members					
Number of providers	1	2	3	4	5
Miles	27.7	36.5	47.5	56.7	63.7

Key geographic areas				
Region	Total number of members	All members		
		Percent w	Percent wo	Average distance to 1 provider
East	60,105	85.6	14.4	36.3
Central	56,398	100.0	0.0	13.7
West	39,844	88.9	11.1	34.6

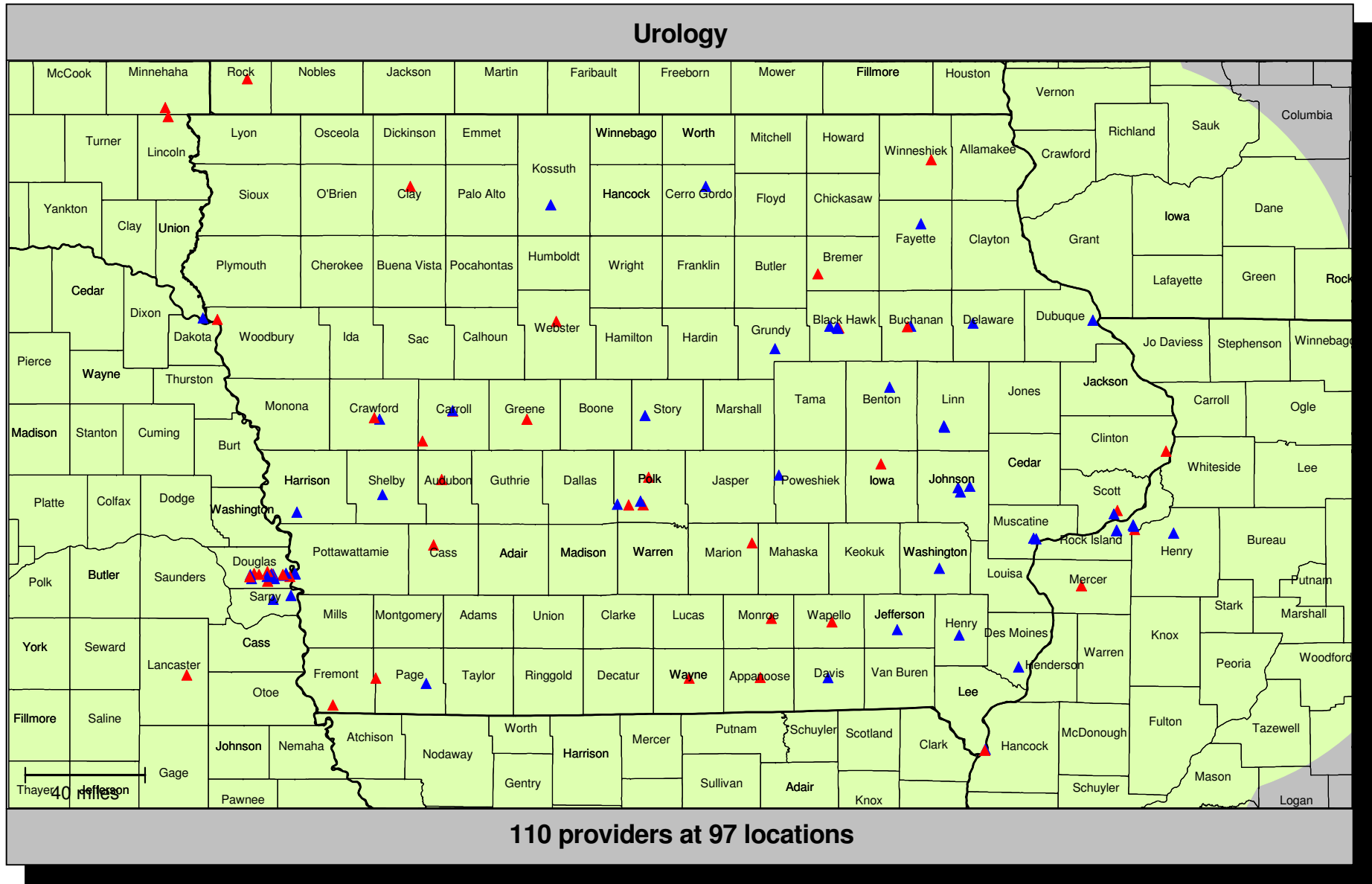
Accessibility summary

Accessibility analysis specifications	
Provider group:	Rheumatology 23 providers at 43 locations
Member group:	IA Mems 156,347 members
Access standard:	1 provider within 90 miles
All members:	156,347 (100.0%) 100.0% with access 0.0% without access

Average distance to a choice of providers for all members					
Number of providers	1	2	3	4	5
Miles	27.7	36.5	47.5	56.7	63.7

Key geographic areas				
Region	Total number of members	All members		
		Percent w	Percent wo	Average distance to 1 provider
East	60,105	100.0	0.0	36.3
Central	56,398	100.0	0.0	13.7
West	39,844	100.0	0.0	34.6

Provider locations



- ▲ Single provider locations
- ▲ Multiple provider locations

90 mile radius

110 providers at 97 locations

Accessibility summary

Accessibility analysis specifications	
Provider group:	Urology 110 providers at 97 locations
Member group:	IA Mems 156,347 members
Access standard:	1 provider within 60 miles
All members:	156,347 (100.0%) 100.0% with access 0.0% without access

Average distance to a choice of providers for all members					
Number of providers	1	2	3	4	5
Miles	9.9	13.6	16.9	20.4	23.5

Key geographic areas				
Region	Total number of members	All members		
		Percent w	Percent wo	Average distance to 1 provider
East	60,105	100.0	0.0	6.9
Central	56,398	100.0	0.0	9.3
West	39,844	100.0	0.0	15.3

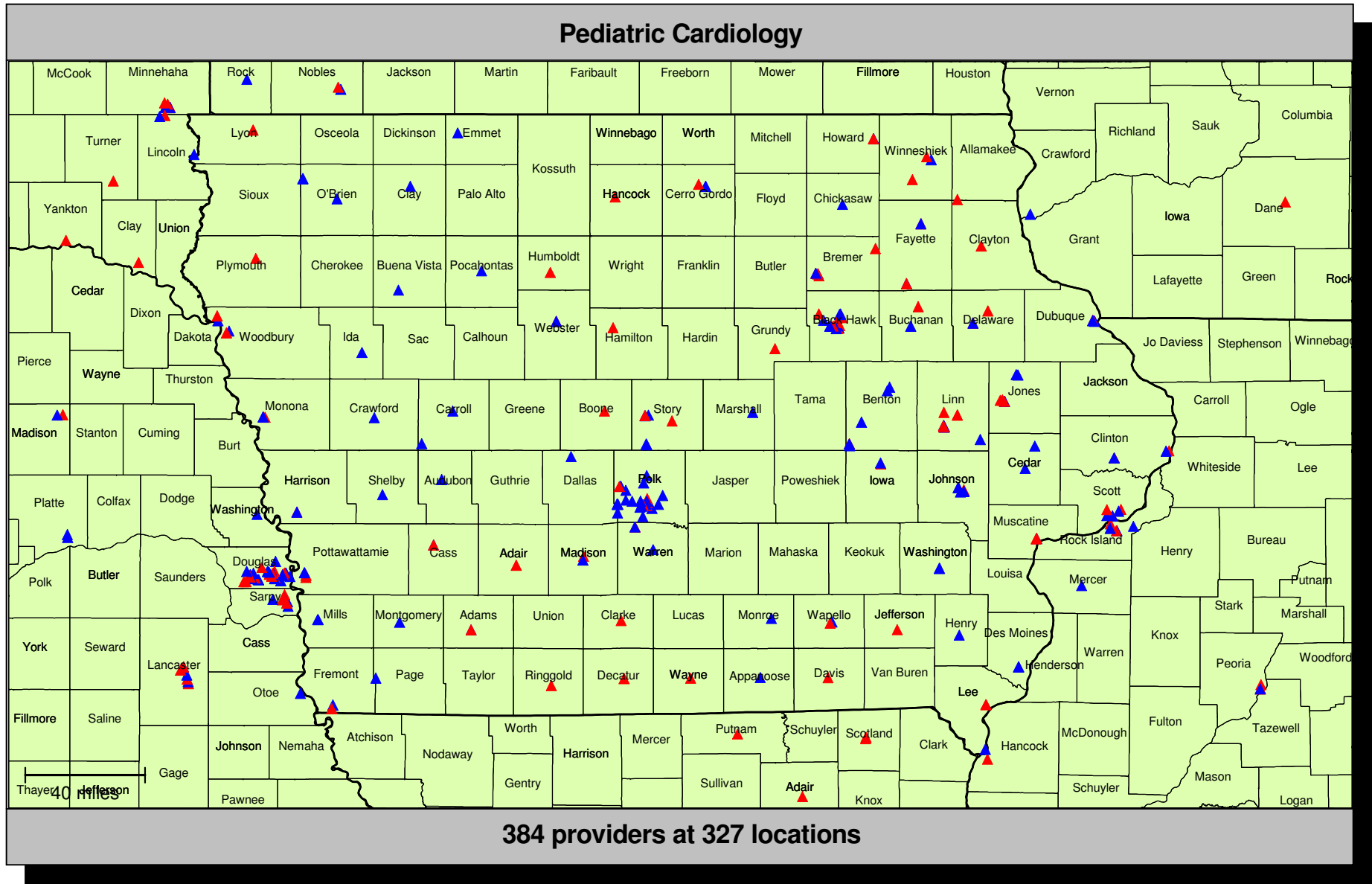
Accessibility summary

Accessibility analysis specifications	
Provider group:	Urology 110 providers at 97 locations
Member group:	IA Mems 156,347 members
Access standard:	1 provider within 90 miles
All members:	156,347 (100.0%) 100.0% with access 0.0% without access

Average distance to a choice of providers for all members					
Number of providers	1	2	3	4	5
Miles	9.9	13.6	16.9	20.4	23.5

Key geographic areas				
Region	Total number of members	All members		
		Percent w	Percent wo	Average distance to 1 provider
East	60,105	100.0	0.0	6.9
Central	56,398	100.0	0.0	9.3
West	39,844	100.0	0.0	15.3

Provider locations



Accessibility summary

Accessibility analysis specifications	
Provider group:	Pediatric Cardiology 384 providers at 327 locations
Member group:	IA Children Members 70,141 members
Access standard:	1 provider within 60 miles
All members:	70,141 (100.0%) 100.0% with access 0.0% without access

Average distance to a choice of providers for all members					
Number of providers	1	2	3	4	5
Miles	6.1	7.2	8.7	9.4	10.5

Key geographic areas				
Region	Total number of members	All members		
		Percent w	Percent wo	Average distance to 1 provider
East	26,123	100.0	0.0	4.3
Central	25,209	100.0	0.0	6.6
West	18,809	100.0	0.0	7.9

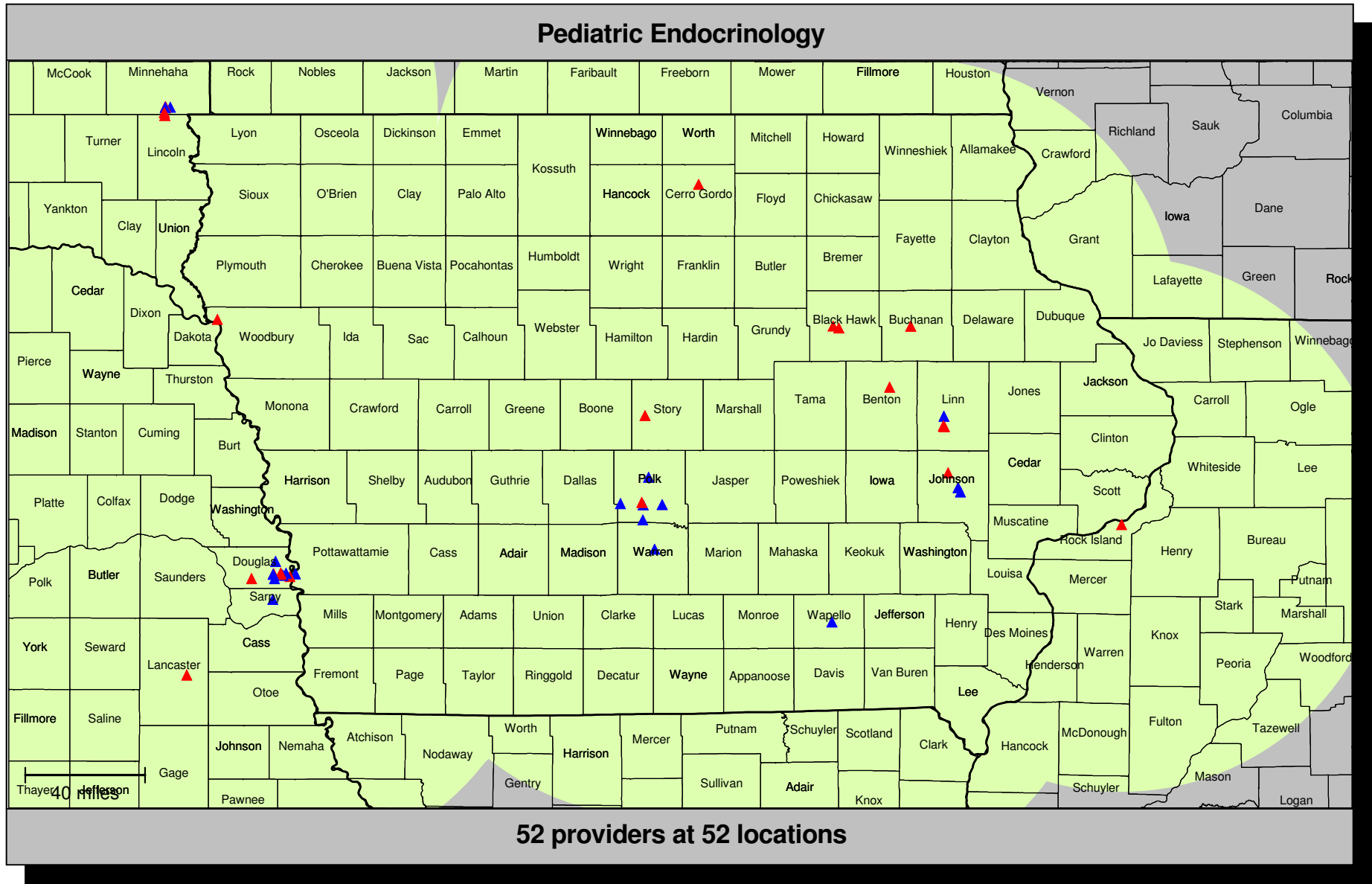
Accessibility summary

Accessibility analysis specifications	
Provider group:	Pediatric Cardiology 384 providers at 327 locations
Member group:	IA Children Members 70,141 members
Access standard:	1 provider within 90 miles
All members:	70,141 (100.0%) 100.0% with access 0.0% without access

Average distance to a choice of providers for all members					
Number of providers	1	2	3	4	5
Miles	6.1	7.2	8.7	9.4	10.5

Key geographic areas				
Region	Total number of members	All members		
		Percent w	Percent wo	Average distance to 1 provider
East	26,123	100.0	0.0	4.3
Central	25,209	100.0	0.0	6.6
West	18,809	100.0	0.0	7.9

Provider locations



Accessibility summary

Accessibility analysis specifications	
Provider group:	Pediatric Endocrinology 52 providers at 52 locations
Member group:	IA Children Members 70,141 members
Access standard:	1 provider within 60 miles
All members:	70,141 (100.0%) 88.9% with access 11.1% without access

Average distance to a choice of providers for all members					
Number of providers	1	2	3	4	5
Miles	23.0	35.0	36.8	40.9	43.0

Key geographic areas				
Region	Total number of members	All members		
		Percent w	Percent wo	Average distance to 1 provider
East	26,123	86.7	13.3	22.7
Central	25,209	100.0	0.0	13.1
West	18,809	77.1	22.9	36.6

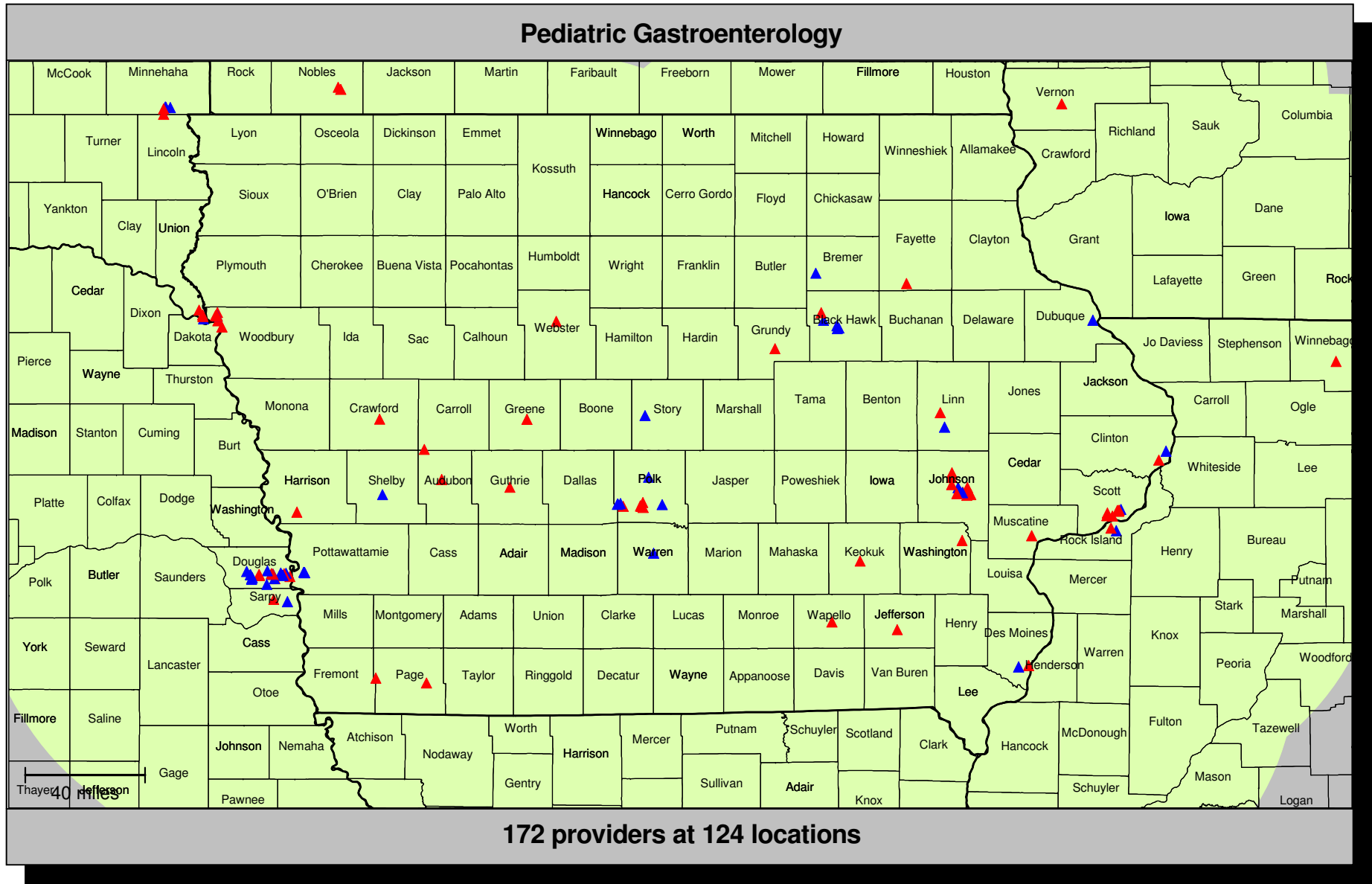
Accessibility summary

Accessibility analysis specifications	
Provider group:	Pediatric Endocrinology 52 providers at 52 locations
Member group:	IA Children Members 70,141 members
Access standard:	1 provider within 90 miles
All members:	70,141 (100.0%) 100.0% with access 0.0% without access

Average distance to a choice of providers for all members					
Number of providers	1	2	3	4	5
Miles	23.0	35.0	36.8	40.9	43.0

Key geographic areas				
Region	Total number of members	All members		
		Percent w	Percent wo	Average distance to 1 provider
East	26,123	100.0	0.0	22.7
Central	25,209	100.0	0.0	13.1
West	18,809	99.9	0.1	36.6

Provider locations



- ▲ Single provider locations
- ▲ Multiple provider locations

90 mile radius

Accessibility summary

Accessibility analysis specifications	
Provider group:	Pediatric Gastroenterology 172 providers at 124 locations
Member group:	IA Children Members 70,141 members
Access standard:	1 provider within 60 miles
All members:	70,141 (100.0%) 99.0% with access 1.0% without access

Average distance to a choice of providers for all members					
Number of providers	1	2	3	4	5
Miles	13.6	17.8	20.2	23.5	24.6

Key geographic areas				
Region	Total number of members	All members		
		Percent w	Percent wo	Average distance to 1 provider
East	26,123	100.0	0.0	8.7
Central	25,209	98.8	1.2	13.9
West	18,809	97.7	2.3	20.0

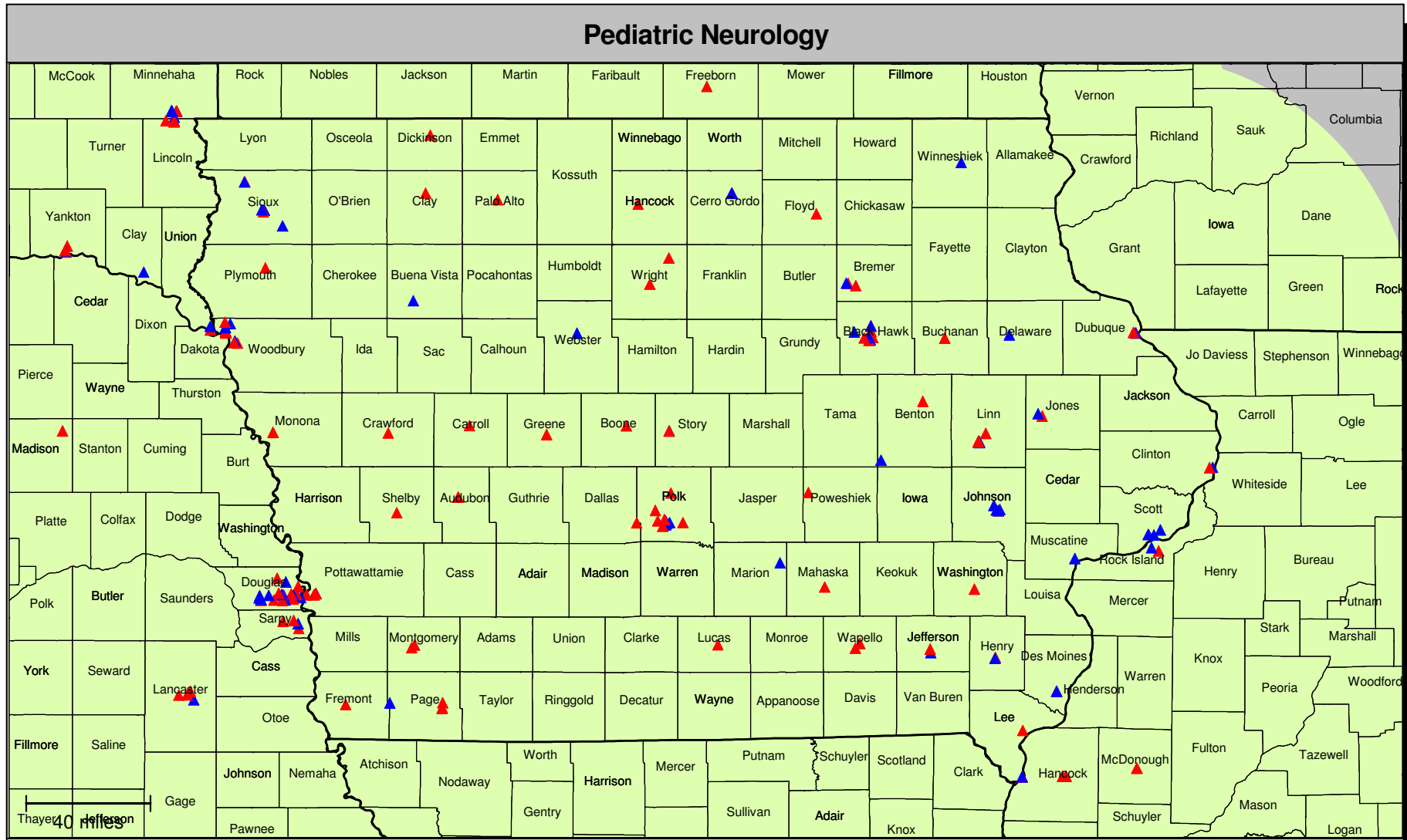
Accessibility summary

Accessibility analysis specifications	
Provider group:	Pediatric Gastroenterology 172 providers at 124 locations
Member group:	IA Children Members 70,141 members
Access standard:	1 provider within 90 miles
All members:	70,141 (100.0%) 100.0% with access 0.0% without access

Average distance to a choice of providers for all members					
Number of providers	1	2	3	4	5
Miles	13.6	17.8	20.2	23.5	24.6

Key geographic areas				
Region	Total number of members	All members		
		Percent w	Percent wo	Average distance to 1 provider
East	26,123	100.0	0.0	8.7
Central	25,209	100.0	0.0	13.9
West	18,809	100.0	0.0	20.0

Provider locations



- ▲ Single provider locations
- ▲ Multiple provider locations

■ 90 mile radius

Accessibility summary

Accessibility analysis specifications	
Provider group:	Pediatric Neurology 284 providers at 217 locations
Member group:	IA Children Members 70,141 members
Access standard:	1 provider within 60 miles
All members:	70,141 (100.0%) 100.0% with access 0.0% without access

Average distance to a choice of providers for all members					
Number of providers	1	2	3	4	5
Miles	8.2	11.2	13.6	15.3	16.3

Key geographic areas				
Region	Total number of members	All members		
		Percent w	Percent wo	Average distance to 1 provider
East	26,123	100.0	0.0	6.0
Central	25,209	100.0	0.0	8.7
West	18,809	100.0	0.0	10.6

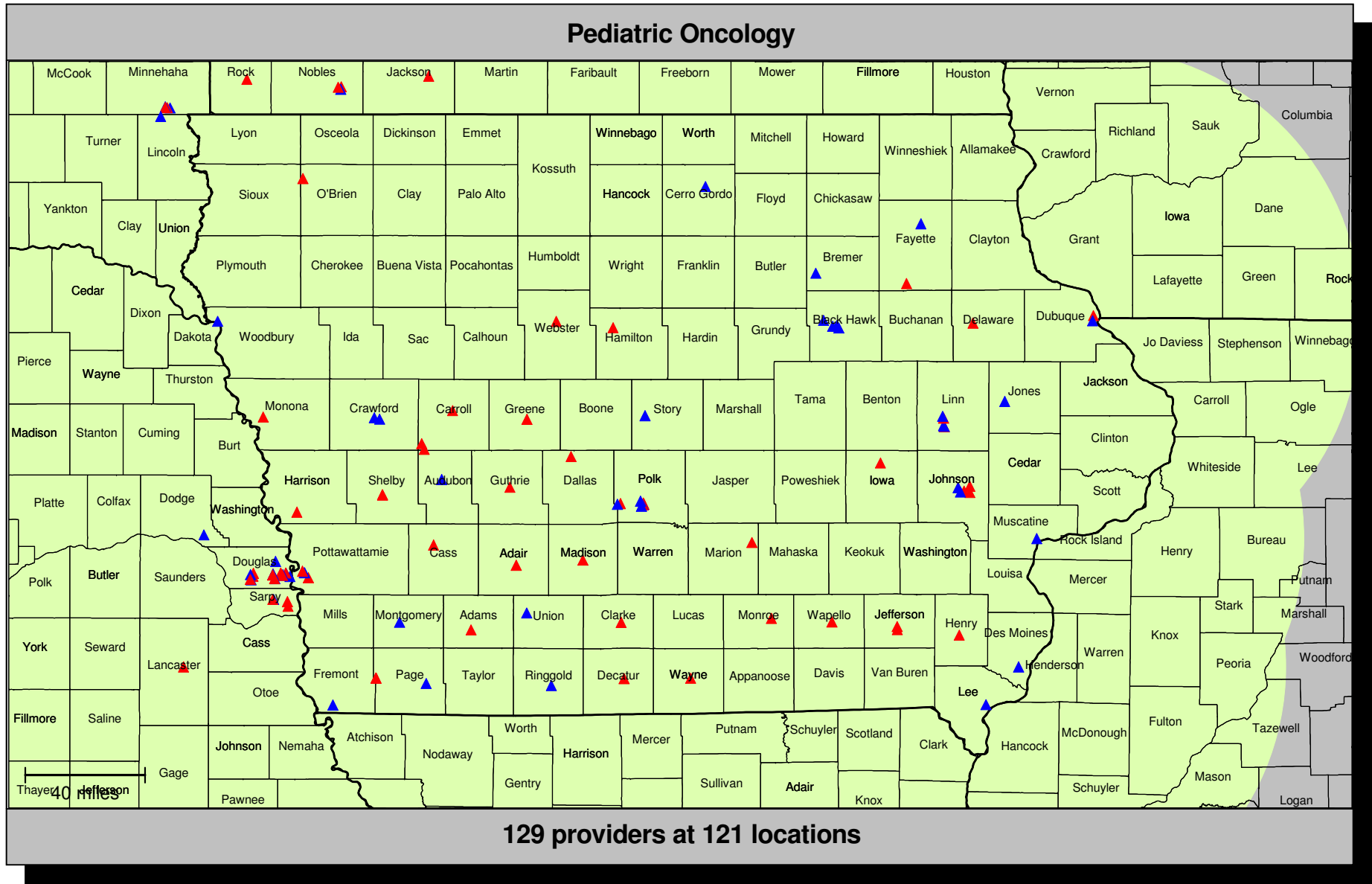
Accessibility summary

Accessibility analysis specifications	
Provider group:	Pediatric Neurology 284 providers at 217 locations
Member group:	IA Children Members 70,141 members
Access standard:	1 provider within 90 miles
All members:	70,141 (100.0%) 100.0% with access 0.0% without access

Average distance to a choice of providers for all members					
Number of providers	1	2	3	4	5
Miles	8.2	11.2	13.6	15.3	16.3

Key geographic areas				
Region	Total number of members	All members		
		Percent w	Percent wo	Average distance to 1 provider
East	26,123	100.0	0.0	6.0
Central	25,209	100.0	0.0	8.7
West	18,809	100.0	0.0	10.6

Provider locations



- ▲ Single provider locations
- ▲ Multiple provider locations

◻ 90 mile radius

Accessibility summary

Accessibility analysis specifications	
Provider group:	Pediatric Oncology 129 providers at 121 locations
Member group:	IA Children Members 70,141 members
Access standard:	1 provider within 60 miles
All members:	70,141 (100.0%) 99.8% with access 0.2% without access

Average distance to a choice of providers for all members					
Number of providers	1	2	3	4	5
Miles	12.5	15.6	19.4	22.8	26.8

Key geographic areas				
Region	Total number of members	All members		
		Percent w	Percent wo	Average distance to 1 provider
East	26,123	99.3	0.7	13.7
Central	25,209	100.0	0.0	11.0
West	18,809	100.0	0.0	13.0

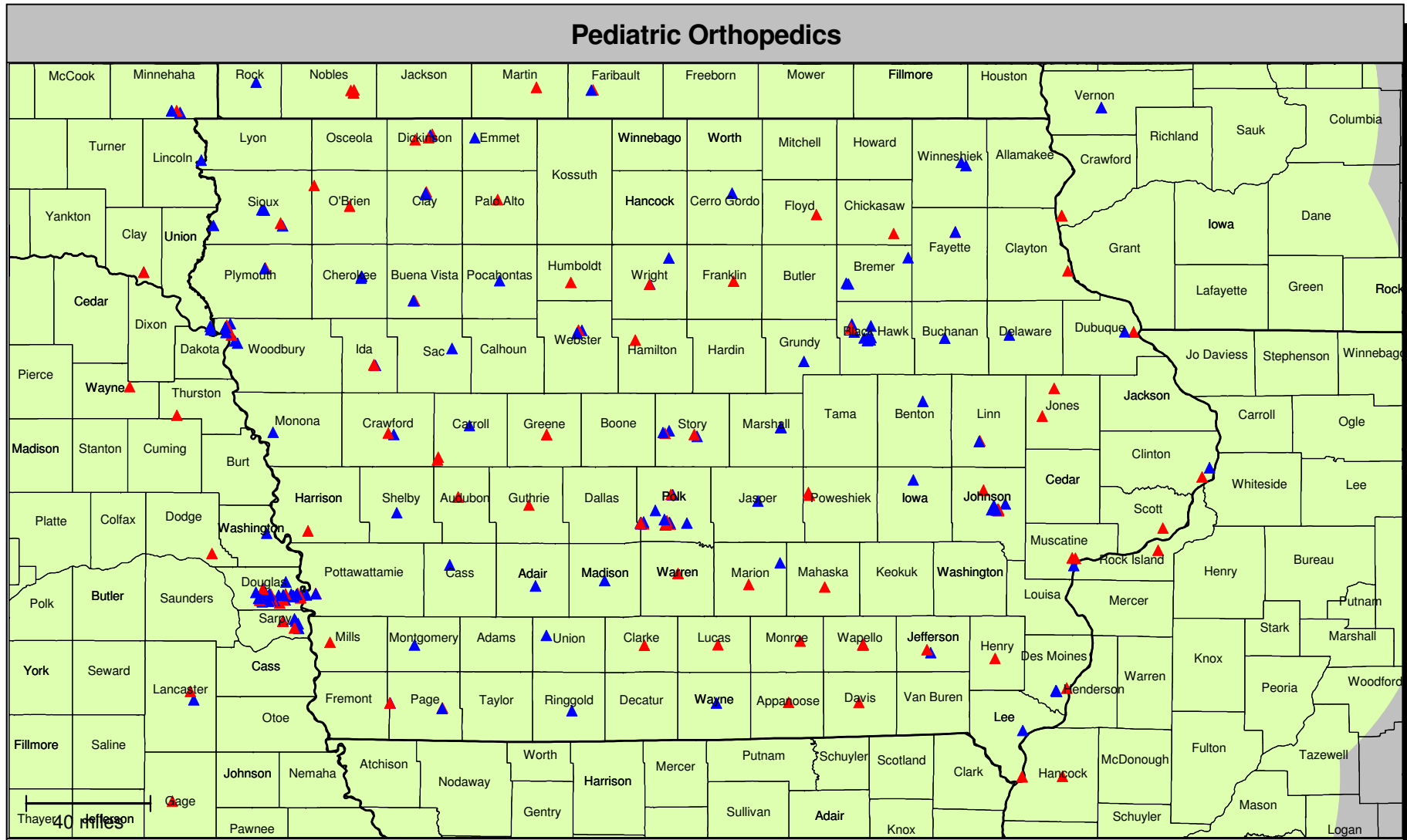
Accessibility summary

Accessibility analysis specifications	
Provider group:	Pediatric Oncology 129 providers at 121 locations
Member group:	IA Children Members 70,141 members
Access standard:	1 provider within 90 miles
All members:	70,141 (100.0%) 100.0% with access 0.0% without access

Average distance to a choice of providers for all members					
Number of providers	1	2	3	4	5
Miles	12.5	15.6	19.4	22.8	26.8

Key geographic areas				
Region	Total number of members	All members		
		Percent w	Percent wo	Average distance to 1 provider
East	26,123	100.0	0.0	13.7
Central	25,209	100.0	0.0	11.0
West	18,809	100.0	0.0	13.0

Provider locations



341 providers at 262 locations

- ▲ Single provider locations
- ▲ Multiple provider locations

■ 90 mile radius

Accessibility summary

Accessibility analysis specifications	
Provider group:	Pediatric Orthopedics 341 providers at 262 locations
Member group:	IA Children Members 70,141 members
Access standard:	1 provider within 60 miles
All members:	70,141 (100.0%) 100.0% with access 0.0% without access

Average distance to a choice of providers for all members					
Number of providers	1	2	3	4	5
Miles	6.0	7.9	10.2	12.3	13.8

Key geographic areas				
Region	Total number of members	All members		
		Percent w	Percent wo	Average distance to 1 provider
East	26,123	100.0	0.0	6.3
Central	25,209	100.0	0.0	5.5
West	18,809	100.0	0.0	6.1

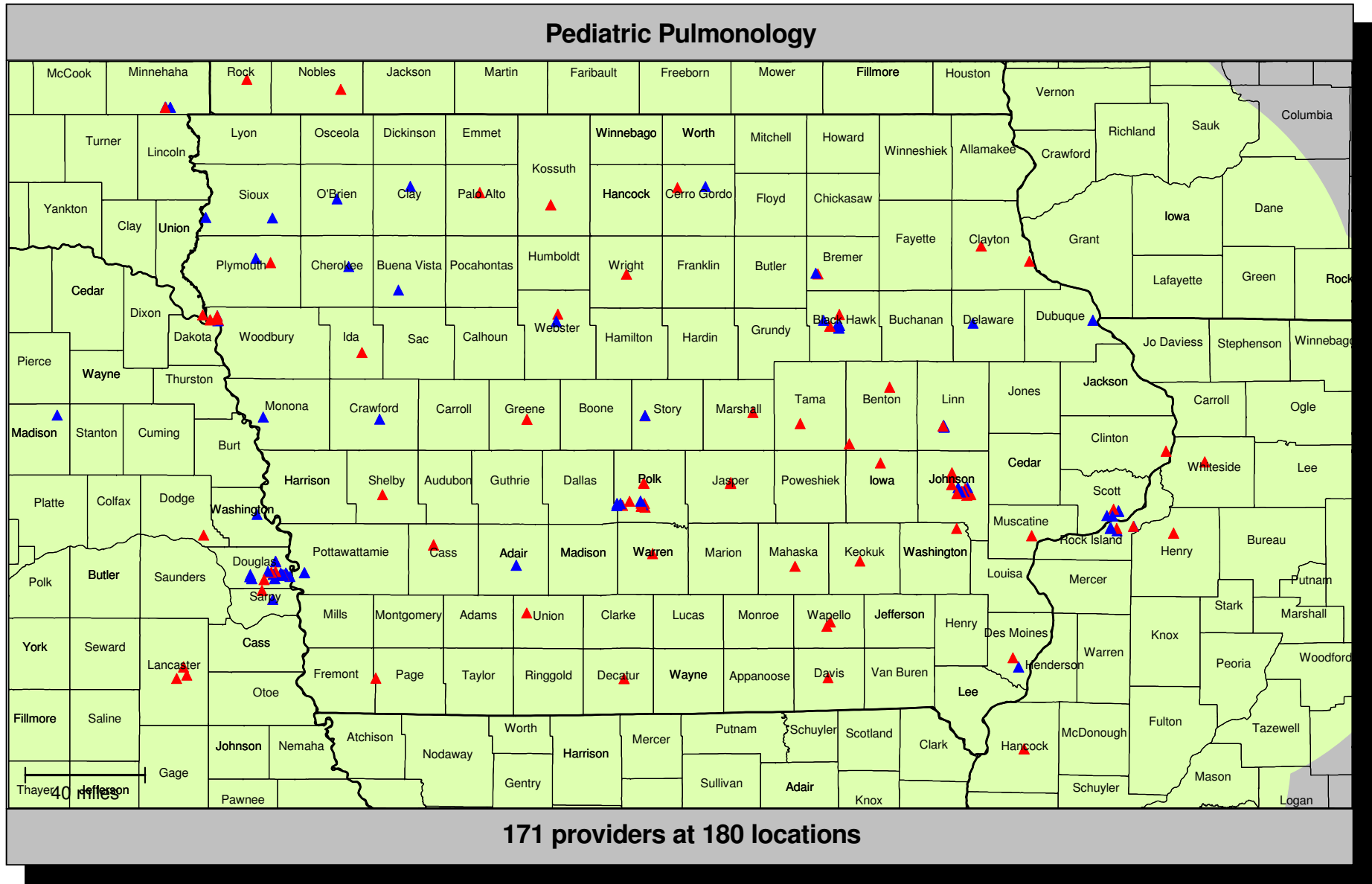
Accessibility summary

Accessibility analysis specifications	
Provider group:	Pediatric Orthopedics 341 providers at 262 locations
Member group:	IA Children Members 70,141 members
Access standard:	1 provider within 90 miles
All members:	70,141 (100.0%) 100.0% with access 0.0% without access

Average distance to a choice of providers for all members					
Number of providers	1	2	3	4	5
Miles	6.0	7.9	10.2	12.3	13.8

Key geographic areas				
Region	Total number of members	All members		
		Percent w	Percent wo	Average distance to 1 provider
East	26,123	100.0	0.0	6.3
Central	25,209	100.0	0.0	5.5
West	18,809	100.0	0.0	6.1

Provider locations



Accessibility summary

Accessibility analysis specifications	
Provider group:	Pediatric Pulmonology 171 providers at 180 locations
Member group:	IA Children Members 70,141 members
Access standard:	1 provider within 60 miles
All members:	70,141 (100.0%) 100.0% with access 0.0% without access

Average distance to a choice of providers for all members					
Number of providers	1	2	3	4	5
Miles	8.5	12.0	14.5	16.8	18.6

Key geographic areas				
Region	Total number of members	All members		
		Percent w	Percent wo	Average distance to 1 provider
East	26,123	100.0	0.0	8.2
Central	25,209	100.0	0.0	8.0
West	18,809	100.0	0.0	9.8

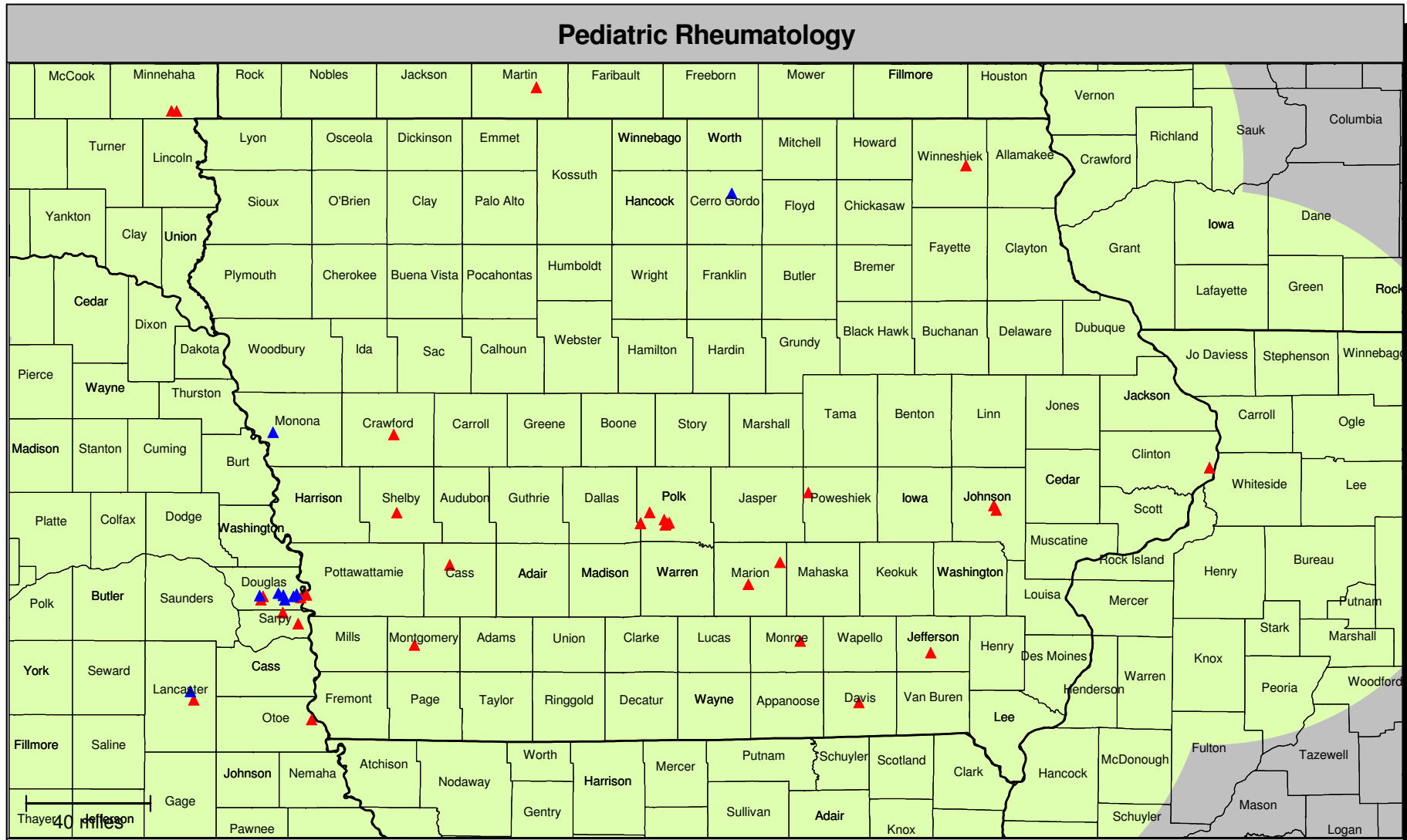
Accessibility summary

Accessibility analysis specifications	
Provider group:	Pediatric Pulmonology 171 providers at 180 locations
Member group:	IA Children Members 70,141 members
Access standard:	1 provider within 90 miles
All members:	70,141 (100.0%) 100.0% with access 0.0% without access

Average distance to a choice of providers for all members					
Number of providers	1	2	3	4	5
Miles	8.5	12.0	14.5	16.8	18.6

Key geographic areas				
Region	Total number of members	All members		
		Percent w	Percent wo	Average distance to 1 provider
East	26,123	100.0	0.0	8.2
Central	25,209	100.0	0.0	8.0
West	18,809	100.0	0.0	9.8

Provider locations



Accessibility summary

Accessibility analysis specifications	
Provider group:	Pediatric Rheumatology 23 providers at 43 locations
Member group:	IA Children Members 70,141 members
Access standard:	1 provider within 60 miles
All members:	70,141 (100.0%) 91.8% with access 8.2% without access

Average distance to a choice of providers for all members					
Number of providers	1	2	3	4	5
Miles	27.8	36.3	47.3	56.2	63.2

Key geographic areas				
Region	Total number of members	All members		
		Percent w	Percent wo	Average distance to 1 provider
East	26,123	85.8	14.2	36.2
Central	25,209	100.0	0.0	13.7
West	18,809	89.3	10.7	34.9

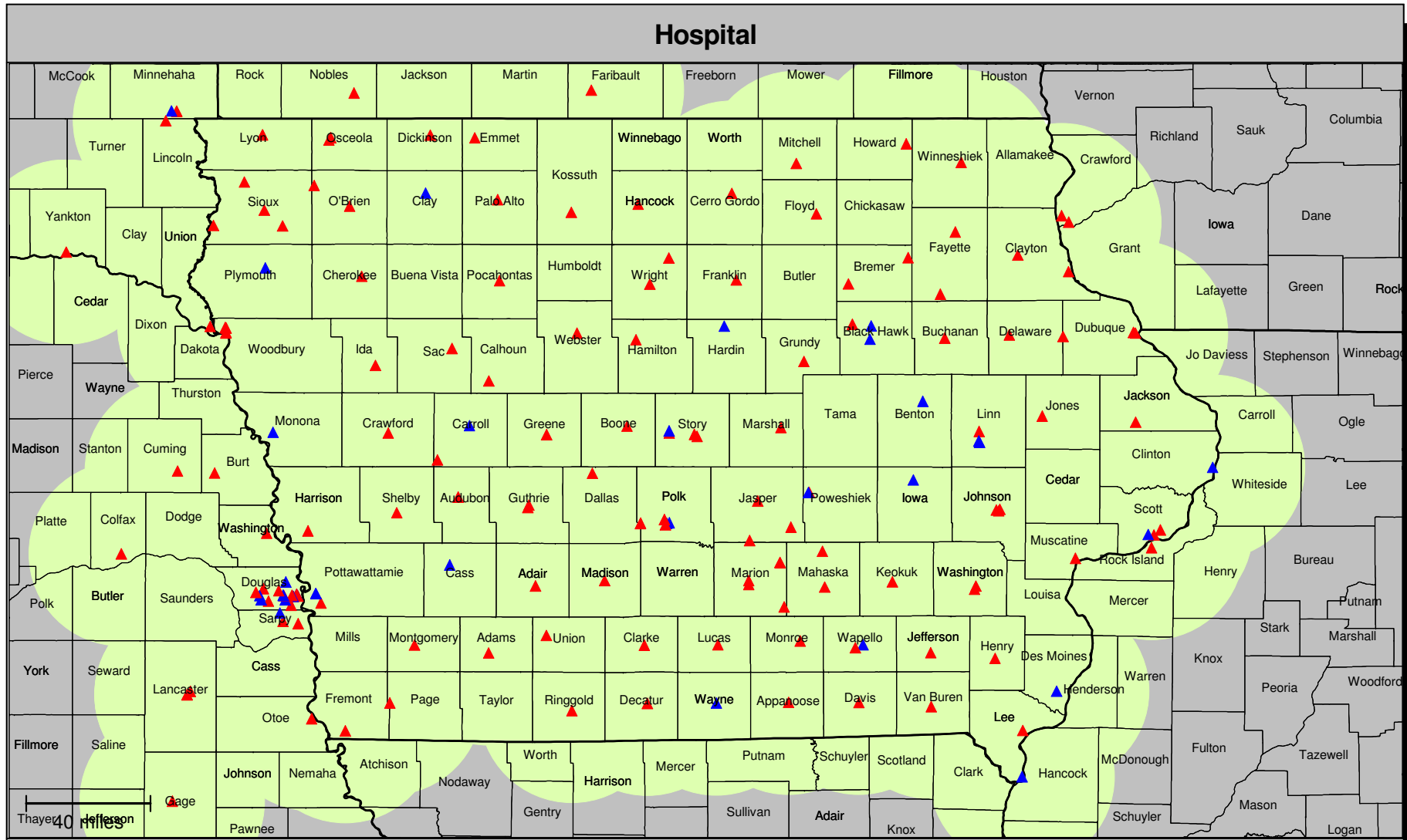
Accessibility summary

Accessibility analysis specifications	
Provider group:	Pediatric Rheumatology 23 providers at 43 locations
Member group:	IA Children Members 70,141 members
Access standard:	1 provider within 90 miles
All members:	70,141 (100.0%) 100.0% with access 0.0% without access

Average distance to a choice of providers for all members					
Number of providers	1	2	3	4	5
Miles	27.8	36.3	47.3	56.2	63.2

Key geographic areas				
Region	Total number of members	All members		
		Percent w	Percent wo	Average distance to 1 provider
East	26,123	100.0	0.0	36.2
Central	25,209	100.0	0.0	13.7
West	18,809	100.0	0.0	34.9

Provider locations



- ▲ Single provider locations
- ▲ Multiple provider locations

30 mile radius

Accessibility summary

Accessibility analysis specifications	
Provider group:	Hospital 184 providers at 191 locations
Member group:	IA Mems 156,347 members
Access standard:	1 provider within 30 miles
All members:	156,347 (100.0%) 99.9% with access 0.1% without access

Average distance to a choice of providers for all members					
Number of providers	1	2	3	4	5
Miles	5.3	10.2	13.7	17.1	19.2

Key geographic areas				
Region	Total number of members	All members		
		Percent w	Percent wo	Average distance to 1 provider
East	60,105	100.0	0.0	4.7
Central	56,398	100.0	0.0	5.2
West	39,844	99.7	0.3	6.5

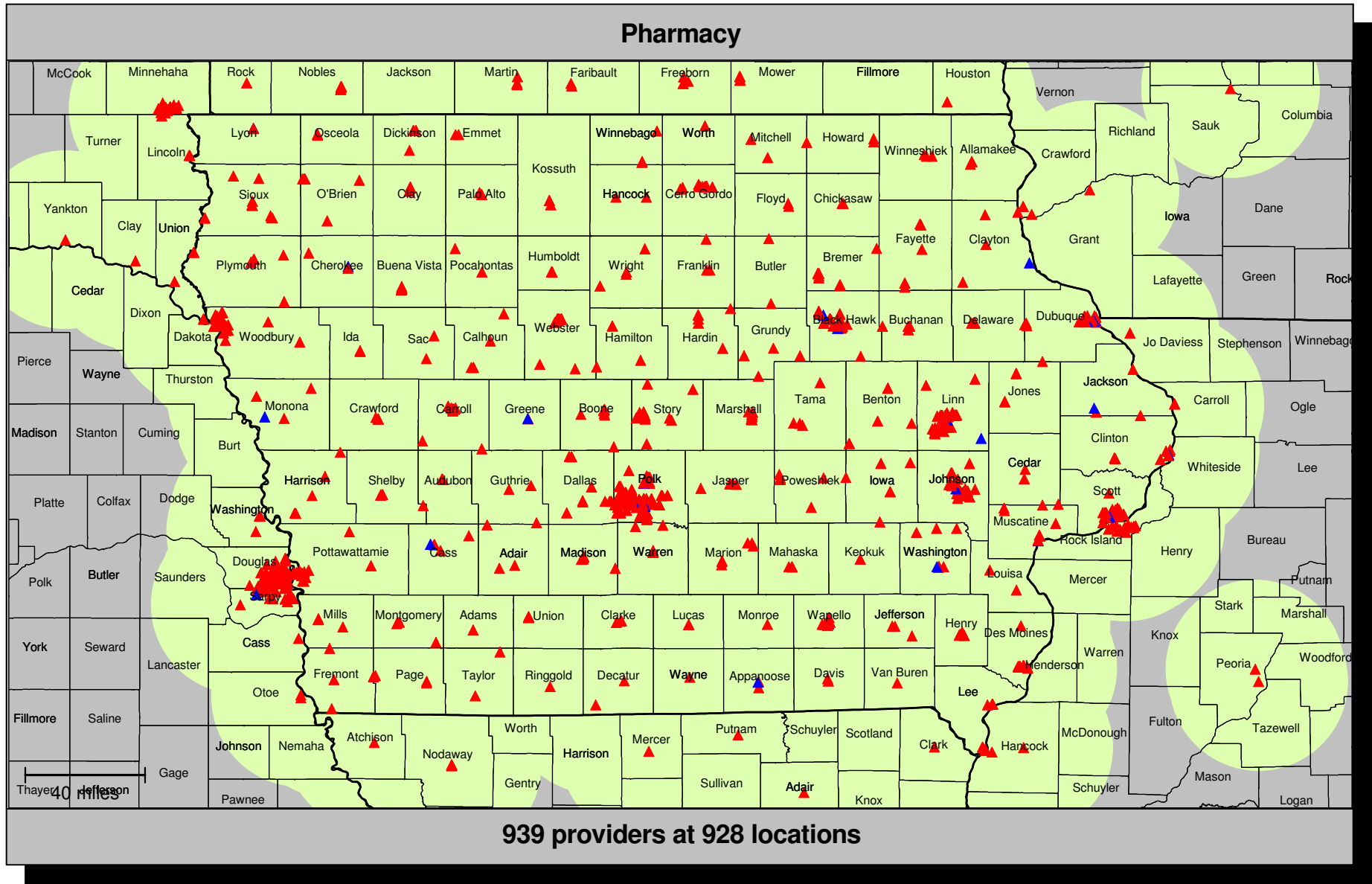
Accessibility summary

Accessibility analysis specifications	
Provider group:	Hospital 184 providers at 191 locations
Member group:	IA Mems 156,347 members
Access standard:	1 provider within 30 miles
All members:	156,347 (100.0%) 99.9% with access 0.1% without access

Average distance to a choice of providers for all members					
Number of providers	1	2	3	4	5
Miles	5.3	10.2	13.7	17.1	19.2

Key geographic areas				
Region	Total number of members	All members		
		Percent w	Percent wo	Average distance to 1 provider
East	60,105	100.0	0.0	4.7
Central	56,398	100.0	0.0	5.2
West	39,844	99.7	0.3	6.5

Provider locations



Accessibility summary

Accessibility analysis specifications	
Provider group:	Pharmacy 939 providers at 928 locations
Member group:	IA Mems 156,347 members
Access standard:	2 providers within 30 miles
All members:	156,347 (100.0%) 100.0% with access 0.0% without access

Average distance to a choice of providers for all members					
Number of providers	1	2	3	4	5
Miles	2.4	3.7	5.0	6.7	7.8

Key geographic areas				
Region	Total number of members	All members		
		Percent w	Percent wo	Average distance to 2 providers
East	60,105	100.0	0.0	3.0
Central	56,398	100.0	0.0	3.4
West	39,844	100.0	0.0	5.1

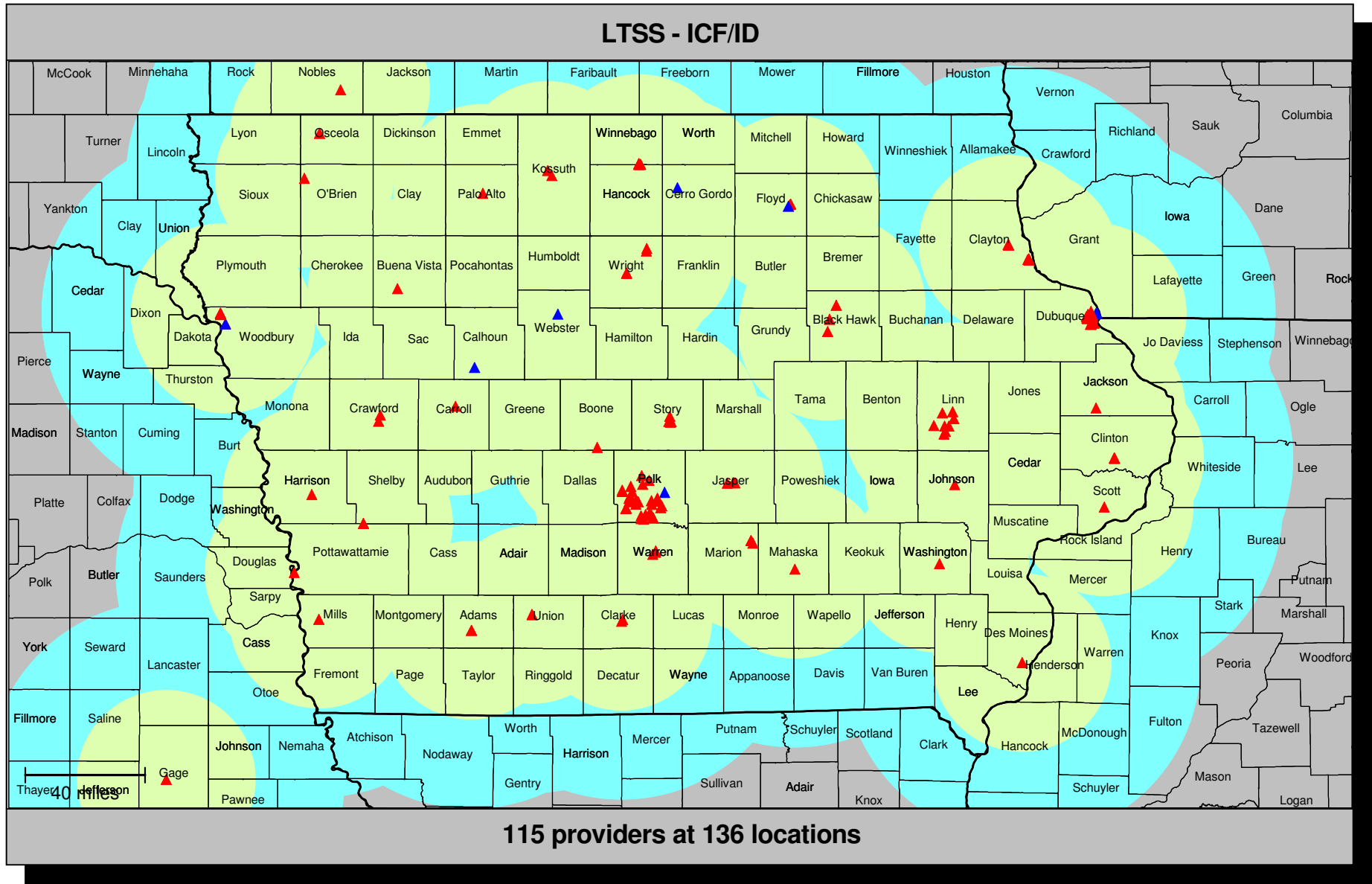
Accessibility summary

Accessibility analysis specifications	
Provider group:	Pharmacy 939 providers at 928 locations
Member group:	IA Mems 156,347 members
Access standard:	2 providers within 30 miles
All members:	156,347 (100.0%) 100.0% with access 0.0% without access

Average distance to a choice of providers for all members					
Number of providers	1	2	3	4	5
Miles	2.4	3.7	5.0	6.7	7.8

Key geographic areas				
Region	Total number of members	All members		
		Percent w	Percent wo	Average distance to 2 providers
East	60,105	100.0	0.0	3.0
Central	56,398	100.0	0.0	3.4
West	39,844	100.0	0.0	5.1

Provider locations



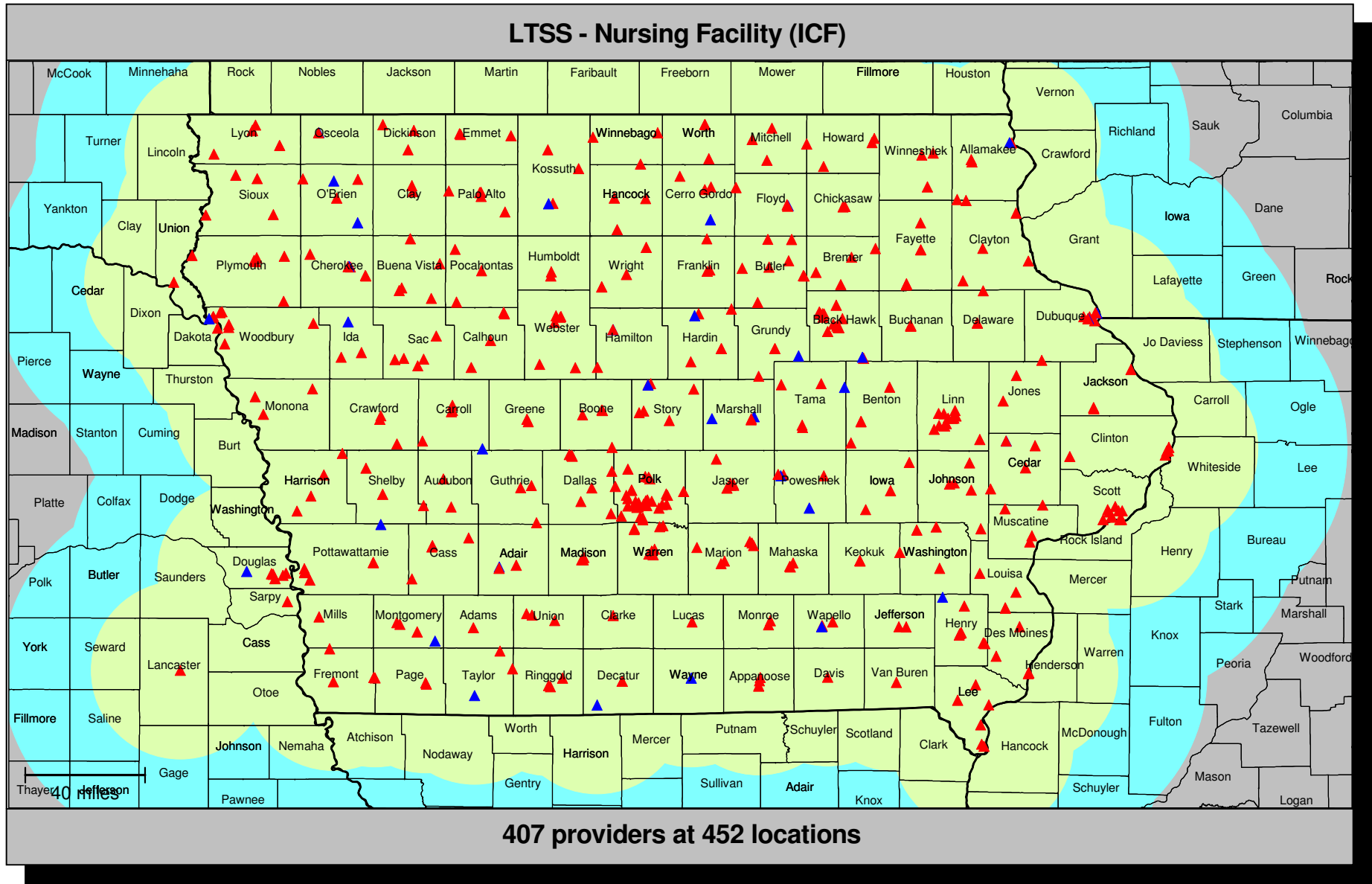
Accessibility summary

Accessibility analysis specifications	
Provider group:	LTSS - ICF/ID 115 providers at 136 locations
Member group:	ICF/ID Residents 327 members
Access standard:	Urban:1 Provider within 30.0 miles Suburban:1 Provider within 60.0 miles Rural:1 Provider within 60.0 miles
All members:	Urban: 31 (100.0%) with access (100.0%), without access (0.0%) Suburban: 93 (100.0%) with access (100.0%), without access (0.0%) Rural: 203 (100.0%) with access (100.0%), without access (0.0%)

Average distance to a choice of providers for all members					
Number of providers	1	2	3	4	5
Urban	2.1	2.6	3.1	3.4	4.2
Suburban	0.7	6.5	7.3	8.3	8.5
Rural	2.2	5.9	9.8	18.7	19.9

Key geographic areas				
Region	Total number of members	All members		
		Percent w	Percent wo	Average distance to 1 provider
Central	124	100.0	0.0	1.8
East	124	100.0	0.0	1.2
West	79	100.0	0.0	2.8

Provider locations



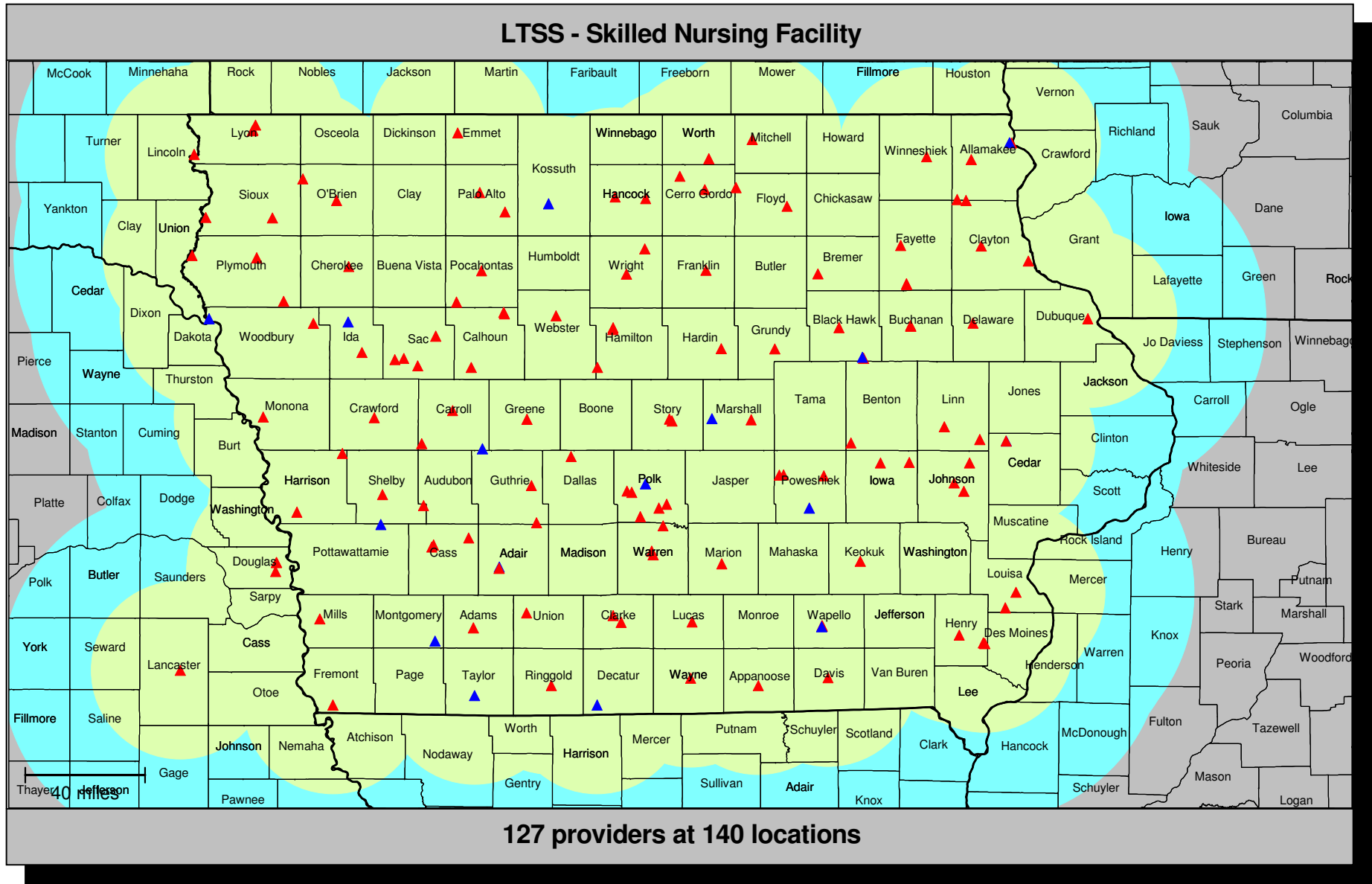
Accessibility summary

Accessibility analysis specifications	
Provider group:	LTSS - Nursing Facility (ICF) 407 providers at 452 locations
Member group:	Nursing Facility / ICF Residents 2,625 members
Access standard:	Urban:1 Provider within 30.0 miles Suburban:1 Provider within 60.0 miles Rural:1 Provider within 60.0 miles
All members:	Urban: 167 (100.0%) with access (100.0%), without access (0.0%) Suburban: 440 (100.0%) with access (100.0%), without access (0.0%) Rural: 2,018 (100.0%) with access (100.0%), without access (0.0%)

Average distance to a choice of providers for all members					
Number of providers	1	2	3	4	5
Urban	0.6	1.2	2.0	2.8	3.2
Suburban	1.3	2.3	3.2	4.3	5.1
Rural	2.6	5.8	9.4	12.4	15.1

Key geographic areas				
Region	Total number of members	All members		
		Percent w	Percent wo	Average distance to 1 provider
Central	1,018	100.0	0.0	1.9
East	996	100.0	0.0	2.4
West	611	100.0	0.0	2.5

Provider locations



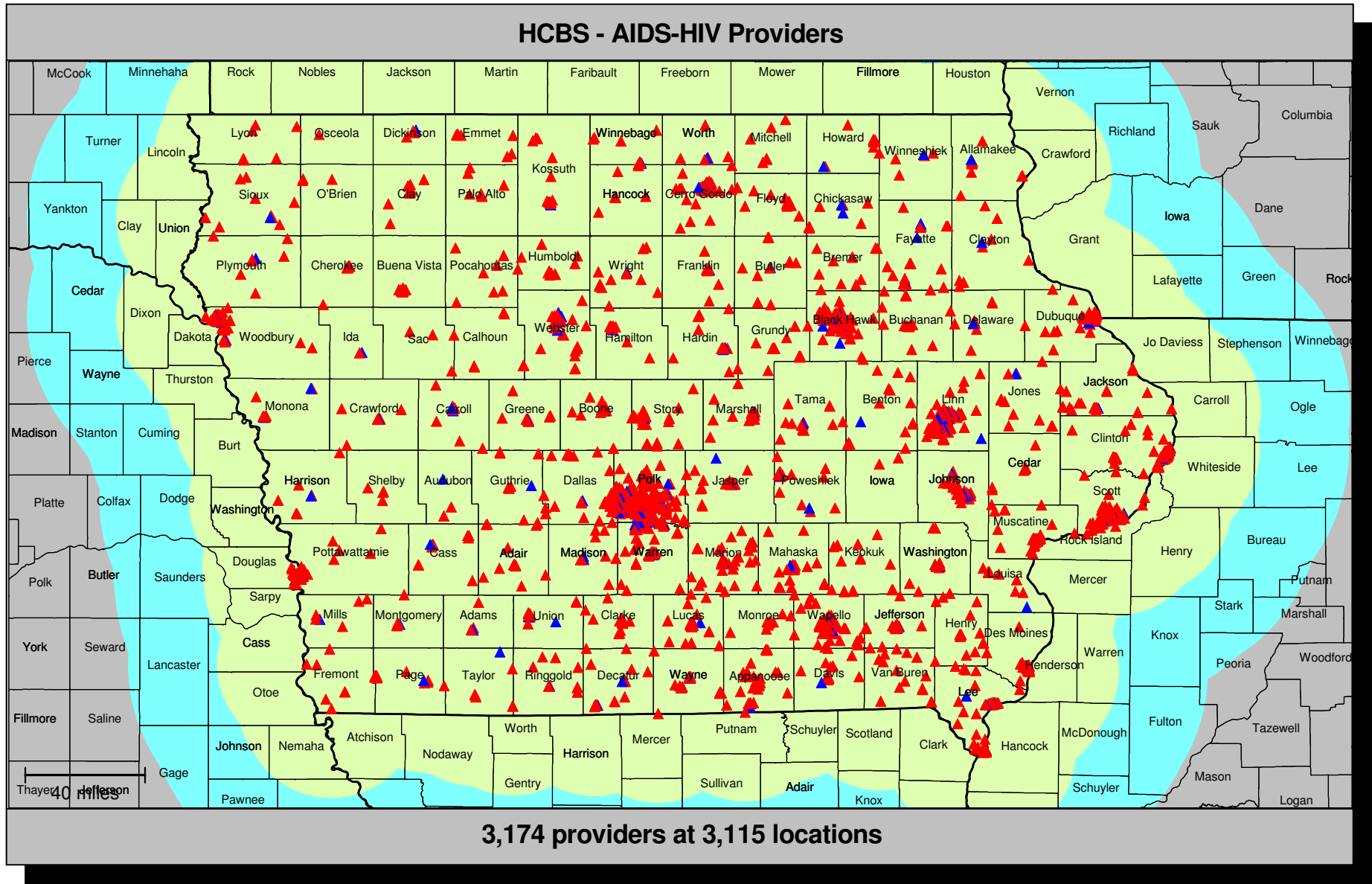
Accessibility summary

Accessibility analysis specifications	
Provider group:	LTSS - Skilled Nursing Facility 127 providers at 140 locations
Member group:	Skilled Nursing Facility Residents 33 members
Access standard:	Urban:1 Provider within 30.0 miles Suburban:1 Provider within 60.0 miles Rural:1 Provider within 60.0 miles
All members:	Urban: 2 (100.0%) with access (50.0%), without access (50.0%) Suburban: 3 (100.0%) with access (100.0%), without access (0.0%) Rural: 28 (100.0%) with access (100.0%), without access (0.0%)

Average distance to a choice of providers for all members					
Number of providers	1	2	3	4	5
Urban	26.8	28.2	30.8	31.7	32.8
Suburban	17.0	30.6	34.8	41.8	44.9
Rural	6.3	16.2	21.2	23.0	26.5

Key geographic areas				
Region	Total number of members	All members		
		Percent w	Percent wo	Average distance to 1 provider
Central	17	100.0	0.0	3.5
East	9	88.9	11.1	21.6
West	7	100.0	0.0	3.9

Provider locations



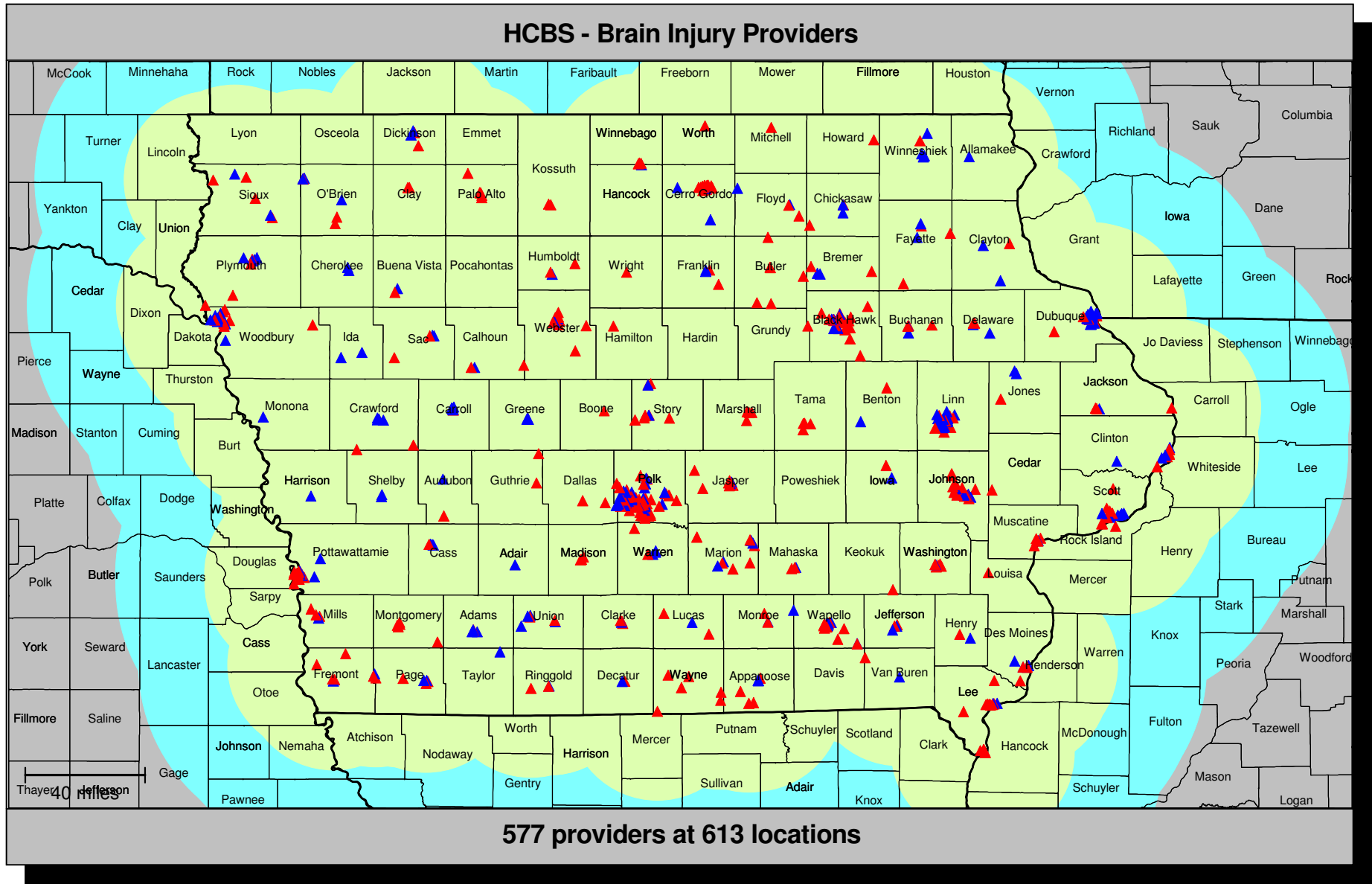
Accessibility summary

Accessibility analysis specifications	
Provider group:	HCBS - AIDS-HIV Providers 3,174 providers at 3,115 locations
Member group:	LTSS AIDS-HIV Mems 4 members
Access standard:	Urban:1 Provider within 30.0 miles Suburban:1 Provider within 60.0 miles Rural:1 Provider within 60.0 miles
All members:	Urban: 0 (0.0%) Suburban: 3 (100.0%) with access (100.0%), without access (0.0%) Rural: 1 (100.0%) with access (100.0%), without access (0.0%)

Average distance to a choice of providers for all members					
Number of providers	1	2	3	4	5
Urban	---	---	---	---	---
Suburban	0.2	0.5	0.5	1.0	1.6
Rural	4.9	11.7	13.6	14.3	15.2

Key geographic areas				
Region	Total number of members	All members		
		Percent w	Percent wo	Average distance to 1 provider
West	2	100.0	0.0	2.4
Central	1	100.0	0.0	0.1
East	1	100.0	0.0	0.3

Provider locations



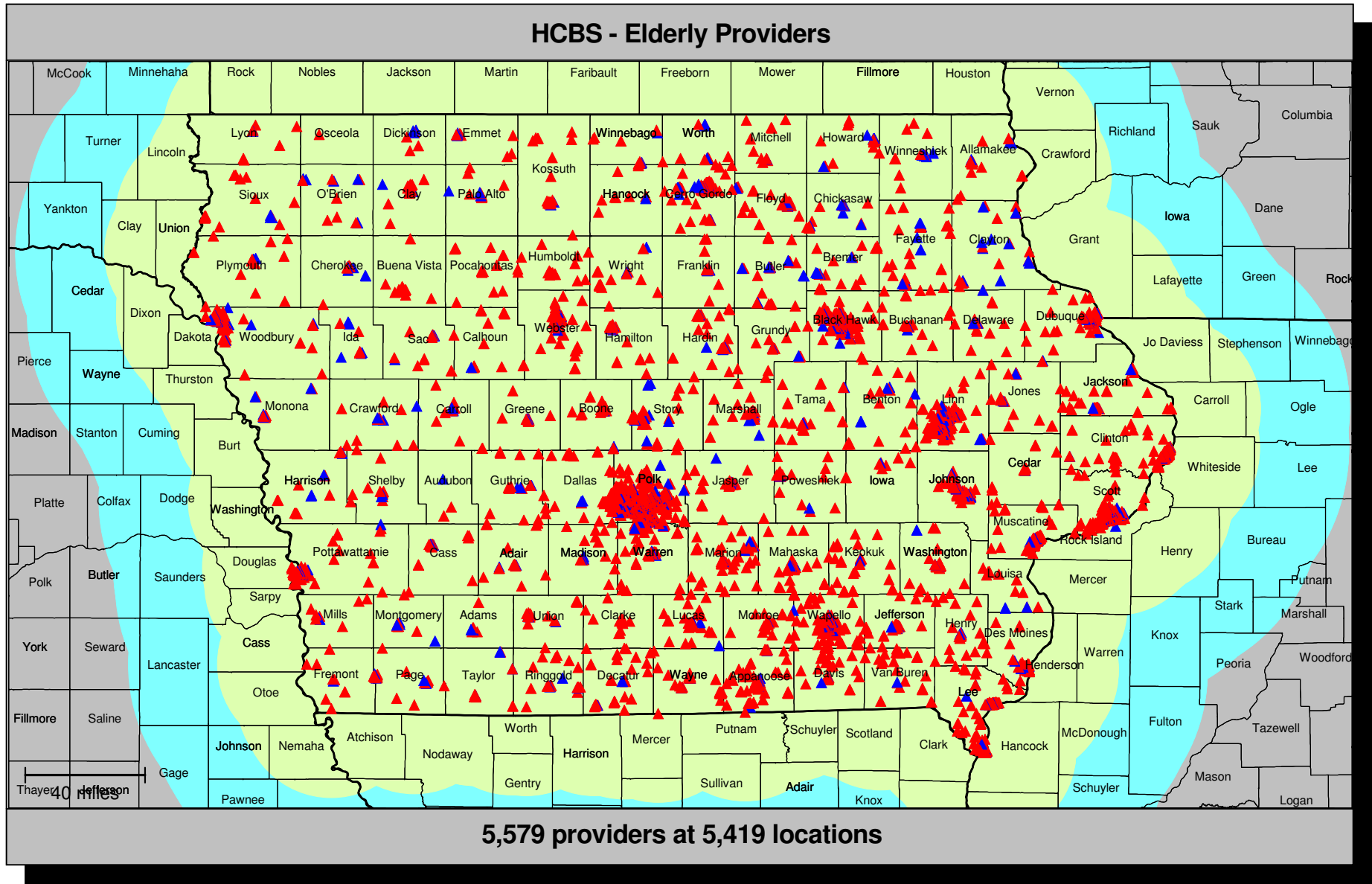
Accessibility summary

Accessibility analysis specifications	
Provider group:	HCBS - Brain Injury Providers 577 providers at 613 locations
Member group:	LTSS Brain Injury Mems 199 members
Access standard:	Urban:1 Provider within 30.0 miles Suburban:1 Provider within 60.0 miles Rural:1 Provider within 60.0 miles
All members:	Urban: 14 (100.0%) with access (100.0%), without access (0.0%) Suburban: 54 (100.0%) with access (100.0%), without access (0.0%) Rural: 131 (100.0%) with access (100.0%), without access (0.0%)

Average distance to a choice of providers for all members					
Number of providers	1	2	3	4	5
Urban	0.8	0.9	1.1	1.6	1.9
Suburban	0.9	1.4	1.7	1.9	2.2
Rural	3.9	5.4	6.2	6.7	8.0

Key geographic areas				
Region	Total number of members	All members		
		Percent w	Percent wo	Average distance to 1 provider
East	86	100.0	0.0	2.4
Central	75	100.0	0.0	3.6
West	38	100.0	0.0	2.5

Provider locations



- ▲ Single provider locations
- ▲ Multiple provider locations

- 30 mile radius
- 60 mile radius

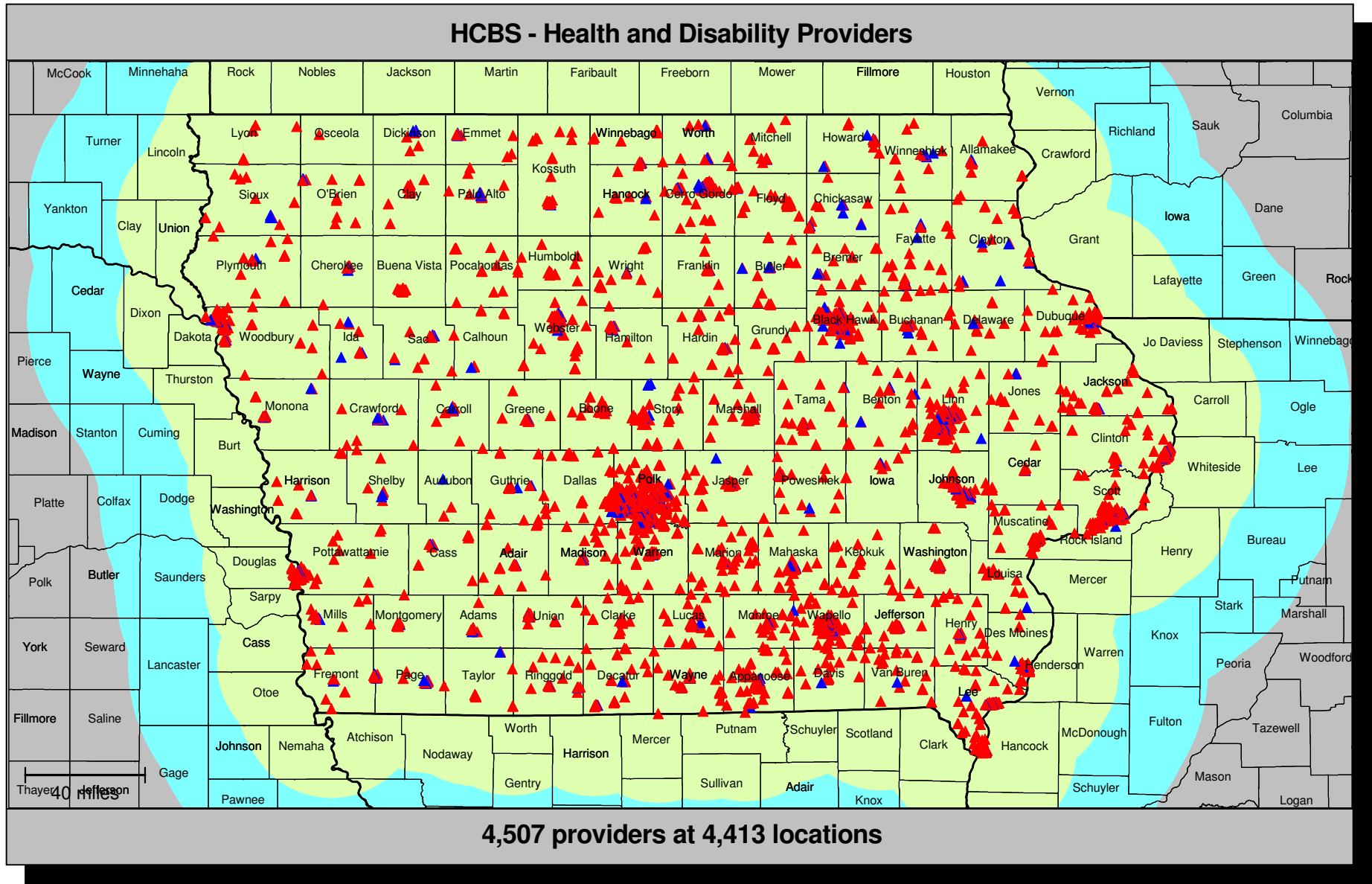
Accessibility summary

Accessibility analysis specifications	
Provider group:	HCBS - Elderly Providers 5,579 providers at 5,419 locations
Member group:	LTSS Elderly Mems 1,637 members
Access standard:	Urban:1 Provider within 30.0 miles Suburban:1 Provider within 60.0 miles Rural:1 Provider within 60.0 miles
All members:	Urban: 169 (100.0%) with access (100.0%), without access (0.0%) Suburban: 397 (100.0%) with access (100.0%), without access (0.0%) Rural: 1,071 (100.0%) with access (100.0%), without access (0.0%)

Average distance to a choice of providers for all members					
Number of providers	1	2	3	4	5
Urban	0.1	0.1	0.2	0.2	0.3
Suburban	0.2	0.3	0.4	0.5	0.6
Rural	0.9	1.5	2.0	2.3	2.7

Key geographic areas				
Region	Total number of members	All members		
		Percent w	Percent wo	Average distance to 1 provider
East	710	100.0	0.0	0.6
Central	605	100.0	0.0	0.6
West	322	100.0	0.0	0.8

Provider locations



- ▲ Single provider locations
- ▲ Multiple provider locations

- 30 mile radius
- 60 mile radius

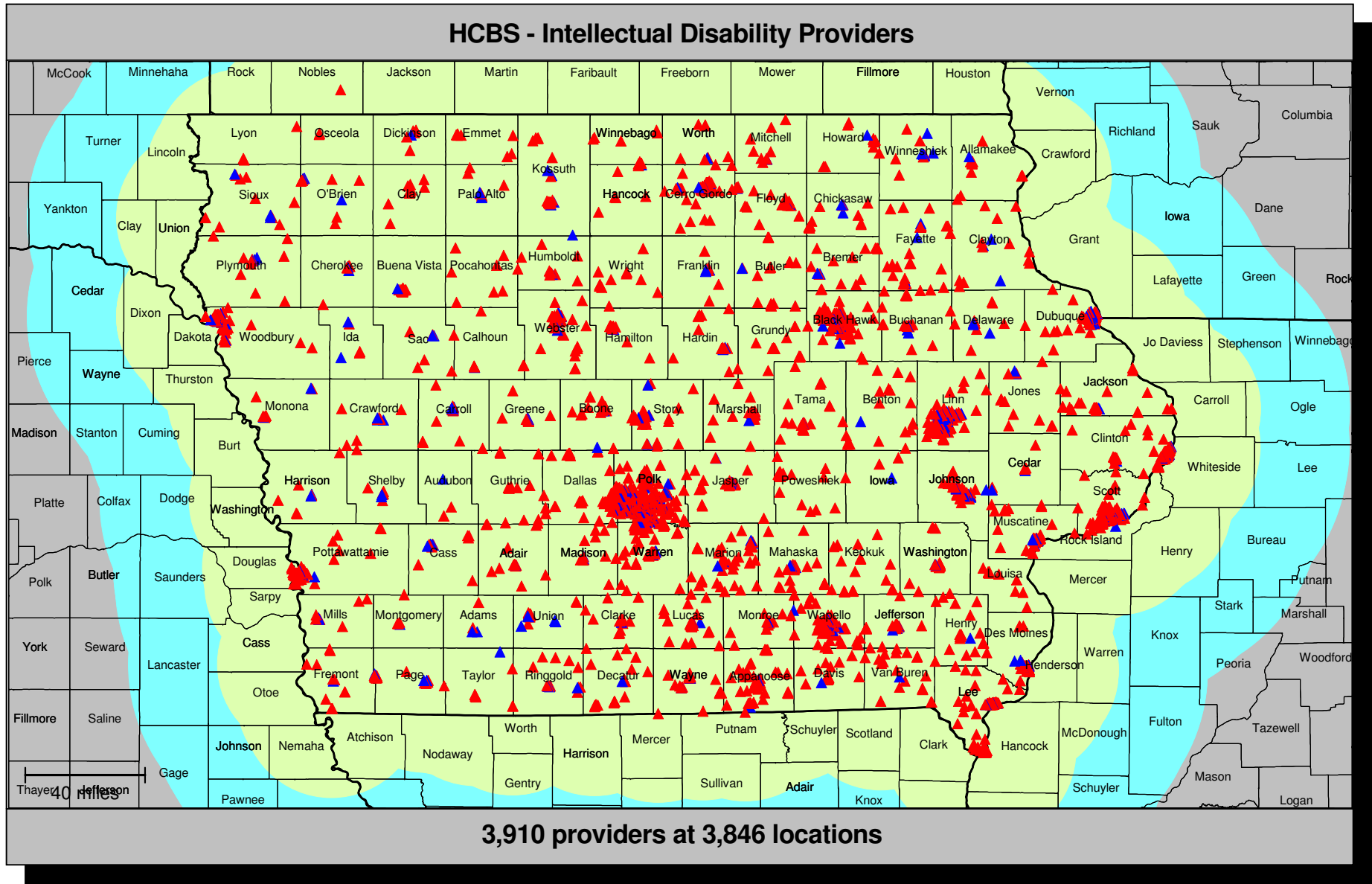
Accessibility summary

Accessibility analysis specifications	
Provider group:	HCBS - Health and Disability Providers 4,507 providers at 4,413 locations
Member group:	LTSS Health Disability Mems 351 members
Access standard:	Urban:1 Provider within 30.0 miles Suburban:1 Provider within 60.0 miles Rural:1 Provider within 60.0 miles
All members:	Urban: 25 (100.0%) with access (100.0%), without access (0.0%) Suburban: 81 (100.0%) with access (100.0%), without access (0.0%) Rural: 245 (100.0%) with access (100.0%), without access (0.0%)

Average distance to a choice of providers for all members					
Number of providers	1	2	3	4	5
Urban	0.1	0.2	0.3	0.4	0.4
Suburban	0.3	0.4	0.6	0.7	0.8
Rural	1.5	2.5	3.3	3.9	4.3

Key geographic areas				
Region	Total number of members	All members		
		Percent w	Percent wo	Average distance to 1 provider
East	162	100.0	0.0	1.2
Central	127	100.0	0.0	0.7
West	62	100.0	0.0	1.9

Provider locations



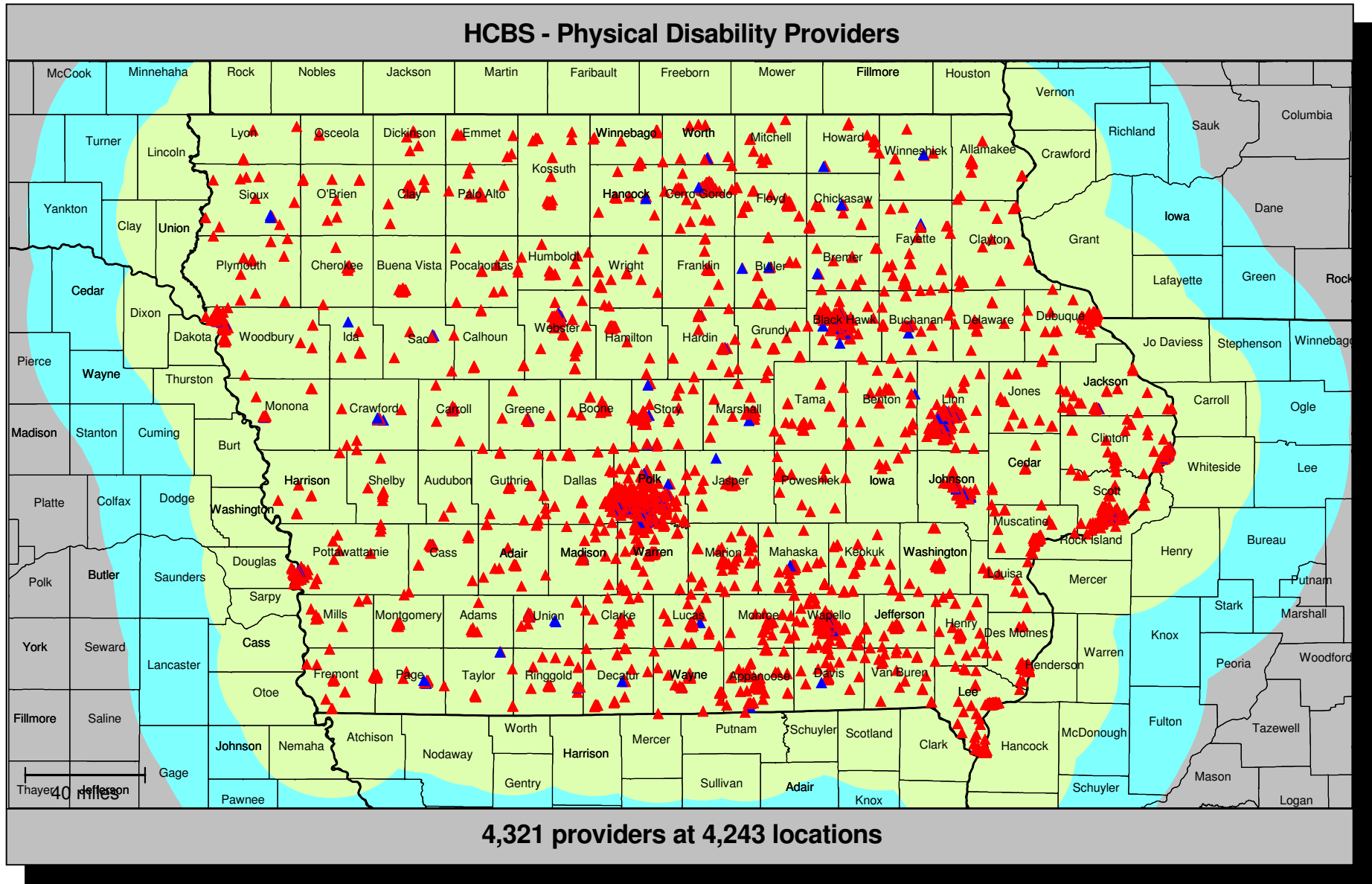
Accessibility summary

Accessibility analysis specifications	
Provider group:	HCBS - Intellectual Disability Providers 3,910 providers at 3,846 locations
Member group:	Intellectual Disability 2,082 members
Access standard:	Urban:1 Provider within 30.0 miles Suburban:1 Provider within 60.0 miles Rural:1 Provider within 60.0 miles
All members:	Urban: 145 (100.0%) with access (100.0%), without access (0.0%) Suburban: 447 (100.0%) with access (100.0%), without access (0.0%) Rural: 1,490 (100.0%) with access (100.0%), without access (0.0%)

Average distance to a choice of providers for all members					
Number of providers	1	2	3	4	5
Urban	0.1	0.2	0.3	0.4	0.5
Suburban	0.4	0.5	0.7	0.8	0.9
Rural	1.4	2.1	2.6	3.0	3.5

Key geographic areas				
Region	Total number of members	All members		
		Percent w	Percent wo	Average distance to 1 provider
Central	784	100.0	0.0	0.9
East	743	100.0	0.0	1.0
West	555	100.0	0.0	1.5

Provider locations



- ▲ Single provider locations
- ▲ Multiple provider locations

- 30 mile radius
- 60 mile radius

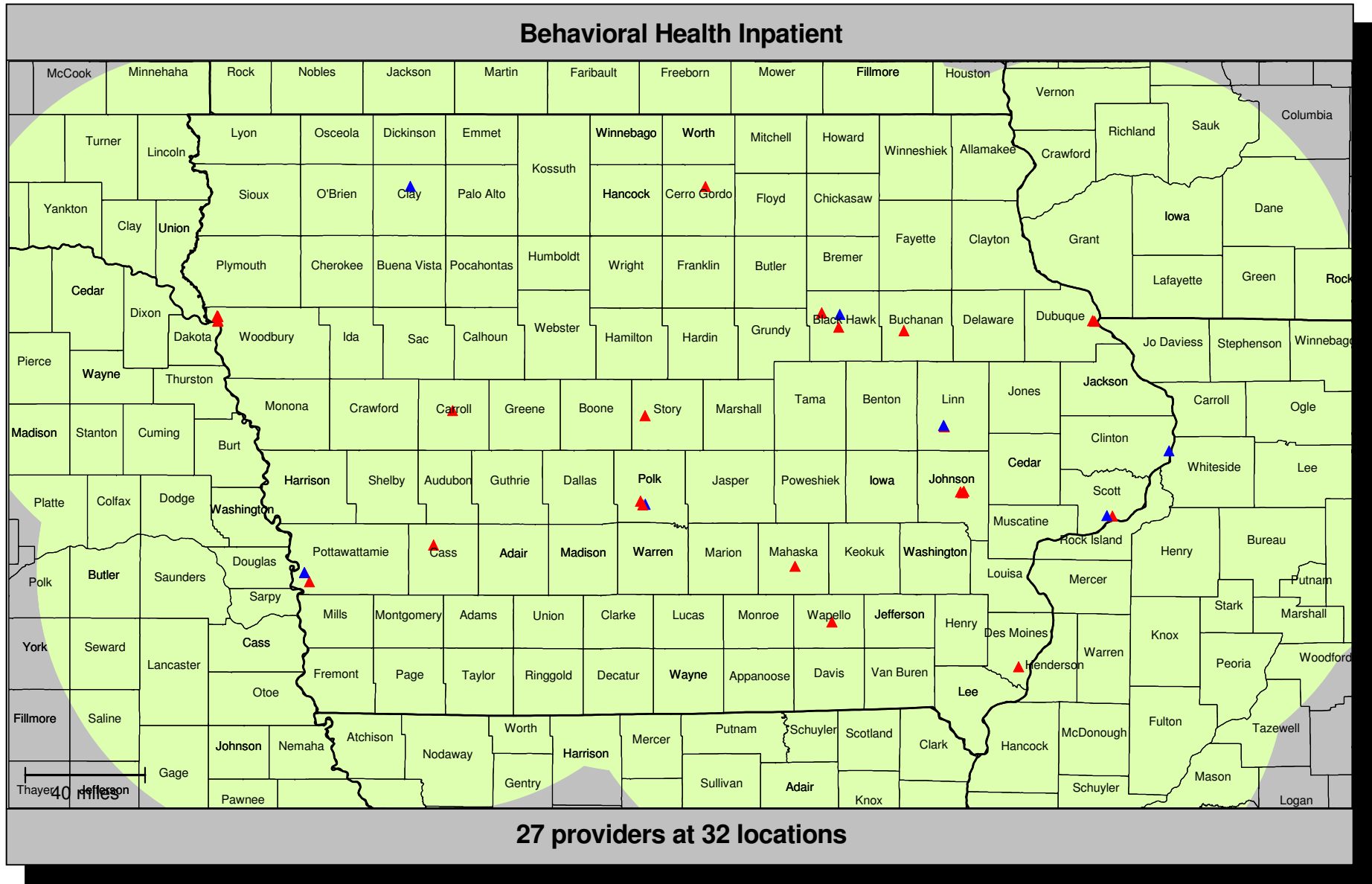
Accessibility summary

Accessibility analysis specifications	
Provider group:	HCBS - Physical Disability Providers 4,321 providers at 4,243 locations
Member group:	LTSS Physical Disability Mems 168 members
Access standard:	Urban:1 Provider within 30.0 miles Suburban:1 Provider within 60.0 miles Rural:1 Provider within 60.0 miles
All members:	Urban: 31 (100.0%) with access (100.0%), without access (0.0%) Suburban: 48 (100.0%) with access (100.0%), without access (0.0%) Rural: 89 (100.0%) with access (100.0%), without access (0.0%)

Average distance to a choice of providers for all members					
Number of providers	1	2	3	4	5
Urban	0.1	0.2	0.3	0.3	0.4
Suburban	0.2	0.3	0.4	0.5	0.6
Rural	0.8	1.3	2.0	2.5	2.9

Key geographic areas				
Region	Total number of members	All members		
		Percent w	Percent wo	Average distance to 1 provider
Central	67	100.0	0.0	0.3
East	67	100.0	0.0	0.4
West	34	100.0	0.0	0.9

Provider locations



Accessibility summary

Accessibility analysis specifications	
Provider group:	Behavioral Health Inpatient 27 providers at 32 locations
Member group:	Behavioral Health Habilitation Members 9,821 members
Access standard:	1 provider within 60 miles
All members:	9,821 (100.0%) 98.3% with access 1.7% without access

Average distance to a choice of providers for all members					
Number of providers	1	2	3	4	5
Miles	15.7	23.5	31.2	37.4	49.2

Key geographic areas				
Region	Total number of members	All members		
		Percent w	Percent wo	Average distance to 1 provider
East	3,992	97.8	2.2	10.9
Central	3,323	99.7	0.3	14.3
West	2,506	97.1	2.9	25.1

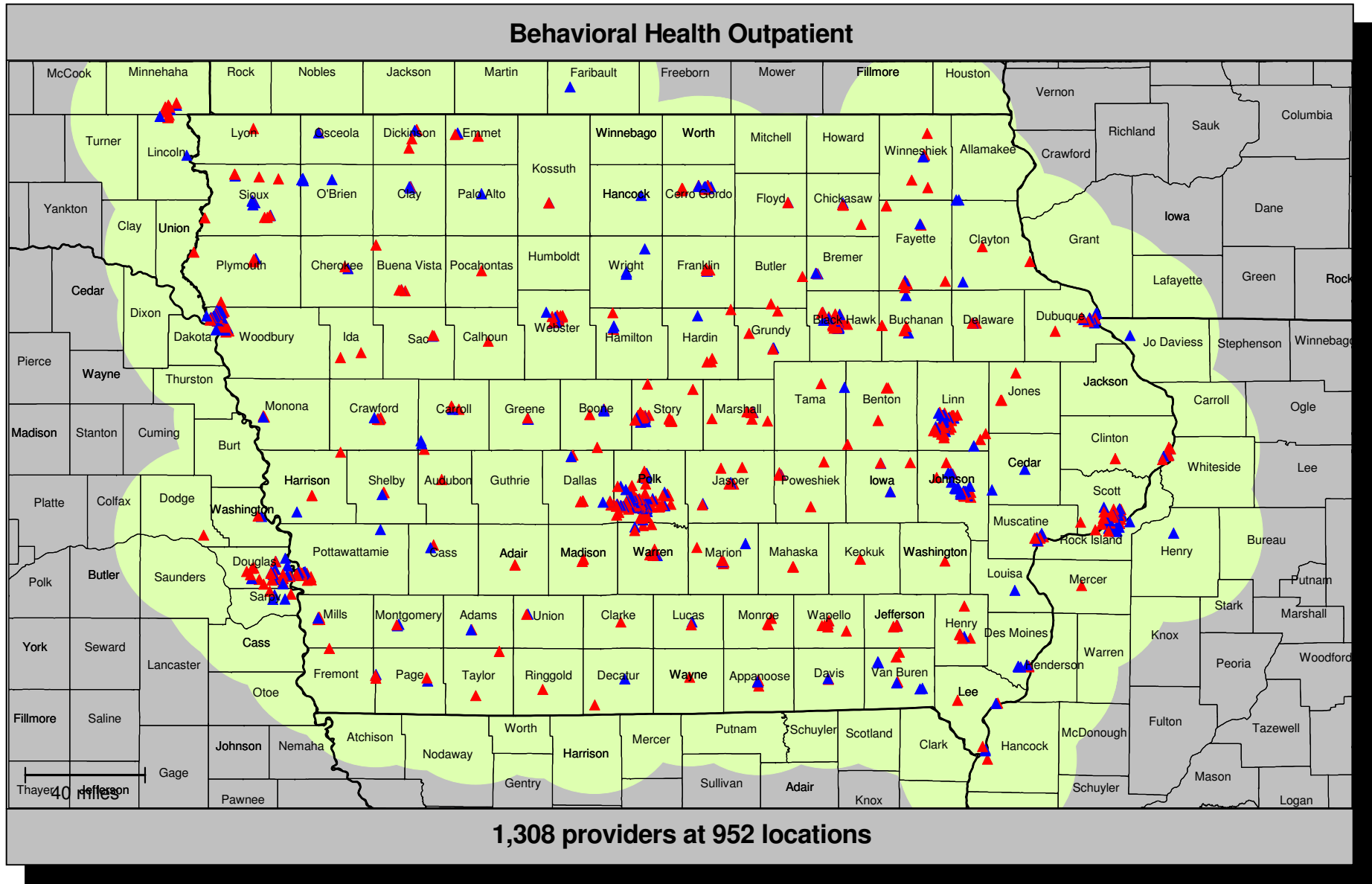
Accessibility summary

Accessibility analysis specifications	
Provider group:	Behavioral Health Inpatient 27 providers at 32 locations
Member group:	Behavioral Health Habilitation Members 9,821 members
Access standard:	1 provider within 90 miles
All members:	9,821 (100.0%) 100.0% with access 0.0% without access

Average distance to a choice of providers for all members					
Number of providers	1	2	3	4	5
Miles	15.7	23.5	31.2	37.4	49.2

Key geographic areas				
Region	Total number of members	All members		
		Percent w	Percent wo	Average distance to 1 provider
East	3,992	100.0	0.0	10.9
Central	3,323	100.0	0.0	14.3
West	2,506	100.0	0.0	25.1

Provider locations



Accessibility summary

Accessibility analysis specifications	
Provider group:	Behavioral Health Outpatient 1,308 providers at 952 locations
Member group:	Behavioral Health Habilitation Members 9,821 members
Access standard:	1 provider within 60 miles
All members:	9,821 (100.0%) 100.0% with access 0.0% without access

Average distance to a choice of providers for all members					
Number of providers	1	2	3	4	5
Miles	2.9	3.8	4.4	5.2	5.7

Key geographic areas				
Region	Total number of members	All members		
		Percent w	Percent wo	Average distance to 1 provider
East	3,992	100.0	0.0	2.6
Central	3,323	100.0	0.0	2.5
West	2,506	100.0	0.0	3.9

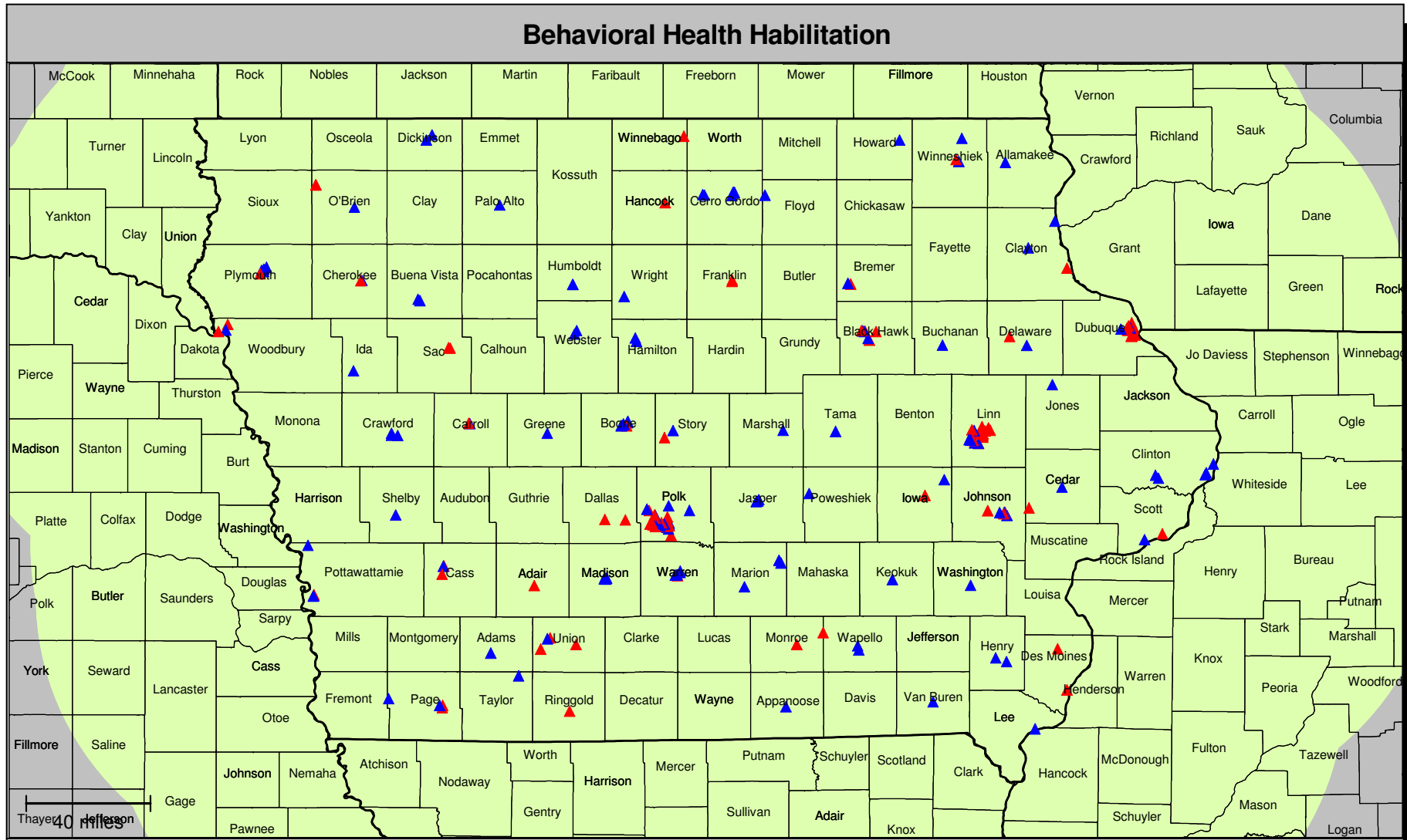
Accessibility summary

Accessibility analysis specifications	
Provider group:	Behavioral Health Outpatient 1,308 providers at 952 locations
Member group:	Behavioral Health Habilitation Members 9,821 members
Access standard:	1 provider within 90 miles
All members:	9,821 (100.0%) 100.0% with access 0.0% without access

Average distance to a choice of providers for all members					
Number of providers	1	2	3	4	5
Miles	2.9	3.8	4.4	5.2	5.7

Key geographic areas				
Region	Total number of members	All members		
		Percent w	Percent wo	Average distance to 1 provider
East	3,992	100.0	0.0	2.6
Central	3,323	100.0	0.0	2.5
West	2,506	100.0	0.0	3.9

Provider locations



122 providers at 208 locations

- ▲ Single provider locations
- ▲ Multiple provider locations

90 mile radius

Accessibility summary

Accessibility analysis specifications	
Provider group:	Behavioral Health Habilitation 122 providers at 208 locations
Member group:	Behavioral Health Habilitation Members 9,821 members
Access standard:	1 provider within 60 miles
All members:	9,821 (100.0%) 100.0% with access 0.0% without access

Average distance to a choice of providers for all members					
Number of providers	1	2	3	4	5
Miles	6.1	7.0	10.1	11.8	14.6

Key geographic areas				
Region	Total number of members	All members		
		Percent w	Percent wo	Average distance to 1 provider
East	3,992	100.0	0.0	5.3
Central	3,323	100.0	0.0	5.7
West	2,506	100.0	0.0	8.1

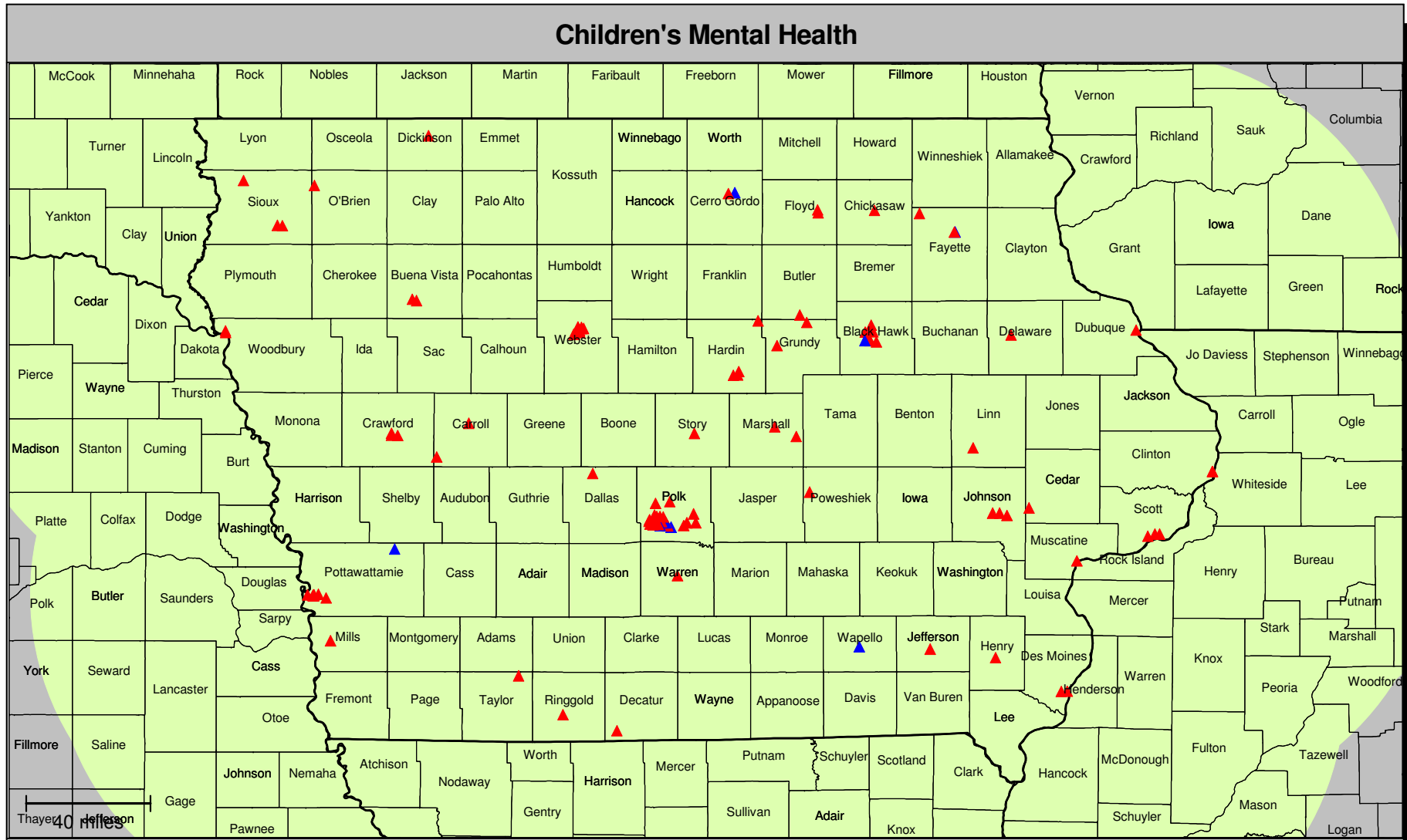
Accessibility summary

Accessibility analysis specifications	
Provider group:	Behavioral Health Habilitation 122 providers at 208 locations
Member group:	Behavioral Health Habilitation Members 9,821 members
Access standard:	1 provider within 90 miles
All members:	9,821 (100.0%) 100.0% with access 0.0% without access

Average distance to a choice of providers for all members					
Number of providers	1	2	3	4	5
Miles	6.1	7.0	10.1	11.8	14.6

Key geographic areas				
Region	Total number of members	All members		
		Percent w	Percent wo	Average distance to 1 provider
East	3,992	100.0	0.0	5.3
Central	3,323	100.0	0.0	5.7
West	2,506	100.0	0.0	8.1

Provider locations



62 providers at 109 locations

- ▲ Single provider locations
- ▲ Multiple provider locations

90 mile radius

Accessibility summary

Accessibility analysis specifications	
Provider group:	Children's Mental Health 62 providers at 109 locations
Member group:	CMH Mems 309 members
Access standard:	1 provider within 60 miles
All members:	309 (100.0%) 100.0% with access 0.0% without access

Average distance to a choice of providers for all members					
Number of providers	1	2	3	4	5
Miles	10.0	16.7	23.3	26.3	29.5

Key geographic areas				
Region	Total number of members	All members		
		Percent w	Percent wo	Average distance to 1 provider
Central	126	100.0	0.0	8.3
East	104	100.0	0.0	9.0
West	79	100.0	0.0	14.2

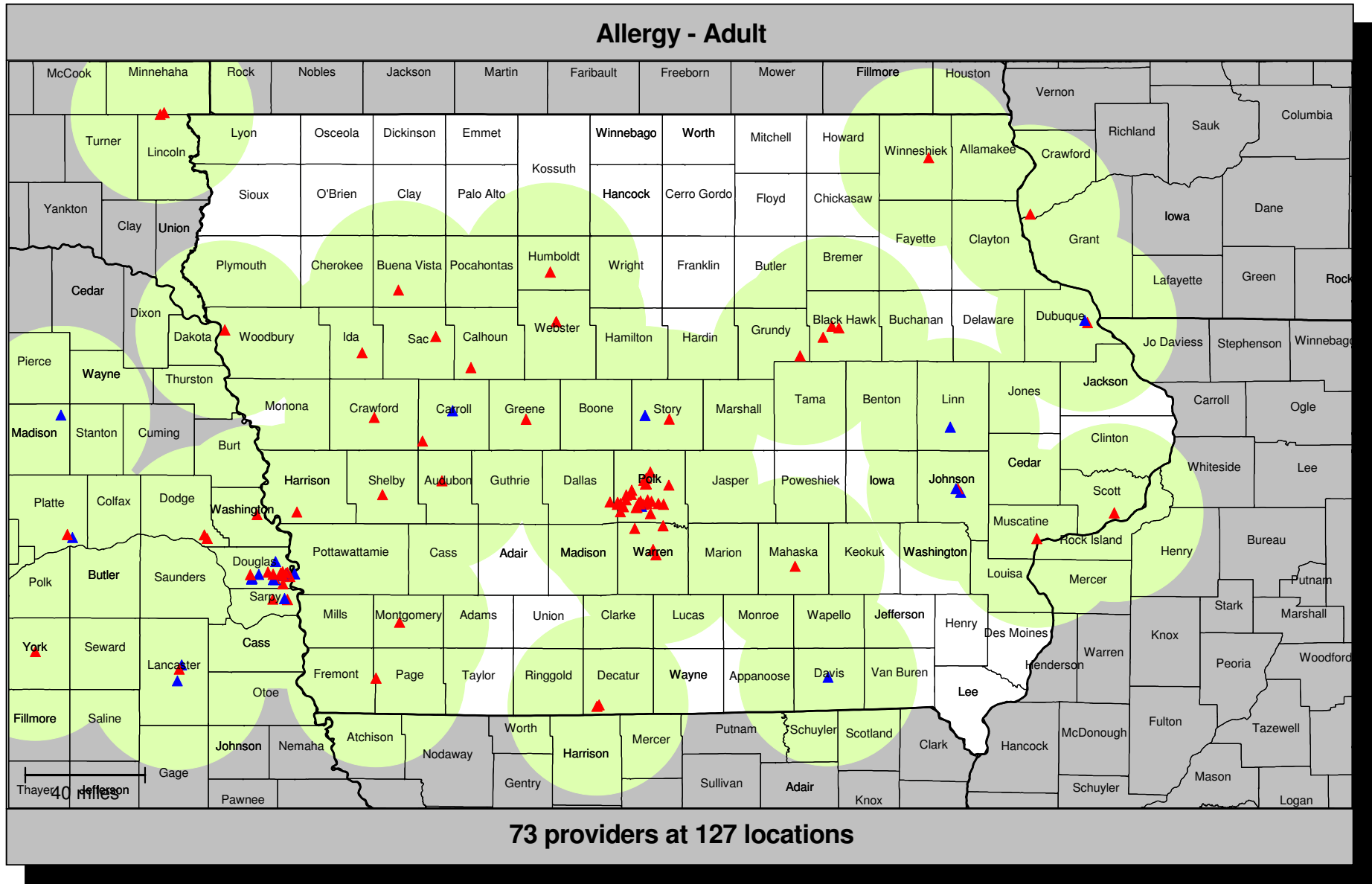
Accessibility summary

Accessibility analysis specifications	
Provider group:	Children's Mental Health 62 providers at 109 locations
Member group:	CMH Mems 309 members
Access standard:	1 provider within 90 miles
All members:	309 (100.0%) 100.0% with access 0.0% without access

Average distance to a choice of providers for all members					
Number of providers	1	2	3	4	5
Miles	10.0	16.7	23.3	26.3	29.5

Key geographic areas				
Region	Total number of members	All members		
		Percent w	Percent wo	Average distance to 1 provider
Central	126	100.0	0.0	8.3
East	104	100.0	0.0	9.0
West	79	100.0	0.0	14.2

Provider locations



Accessibility summary

Accessibility analysis specifications	
Provider group:	Allergy - Adult 73 providers at 127 locations
Member group:	IA Adult Members 67,085 members
Access standard:	1 provider within 60 miles
All members:	67,085 (100.0%) 96.6% with access 3.4% without access

Average distance to a choice of providers for all members					
Number of providers	1	2	3	4	5
Miles	15.2	23.3	30.0	35.1	39.2

Key geographic areas				
Region	Total number of members	All members		
		Percent w	Percent wo	Average distance to 1 provider
East	26,743	96.5	3.5	14.9
Central	24,400	95.4	4.6	14.6
West	15,942	98.6	1.4	16.5

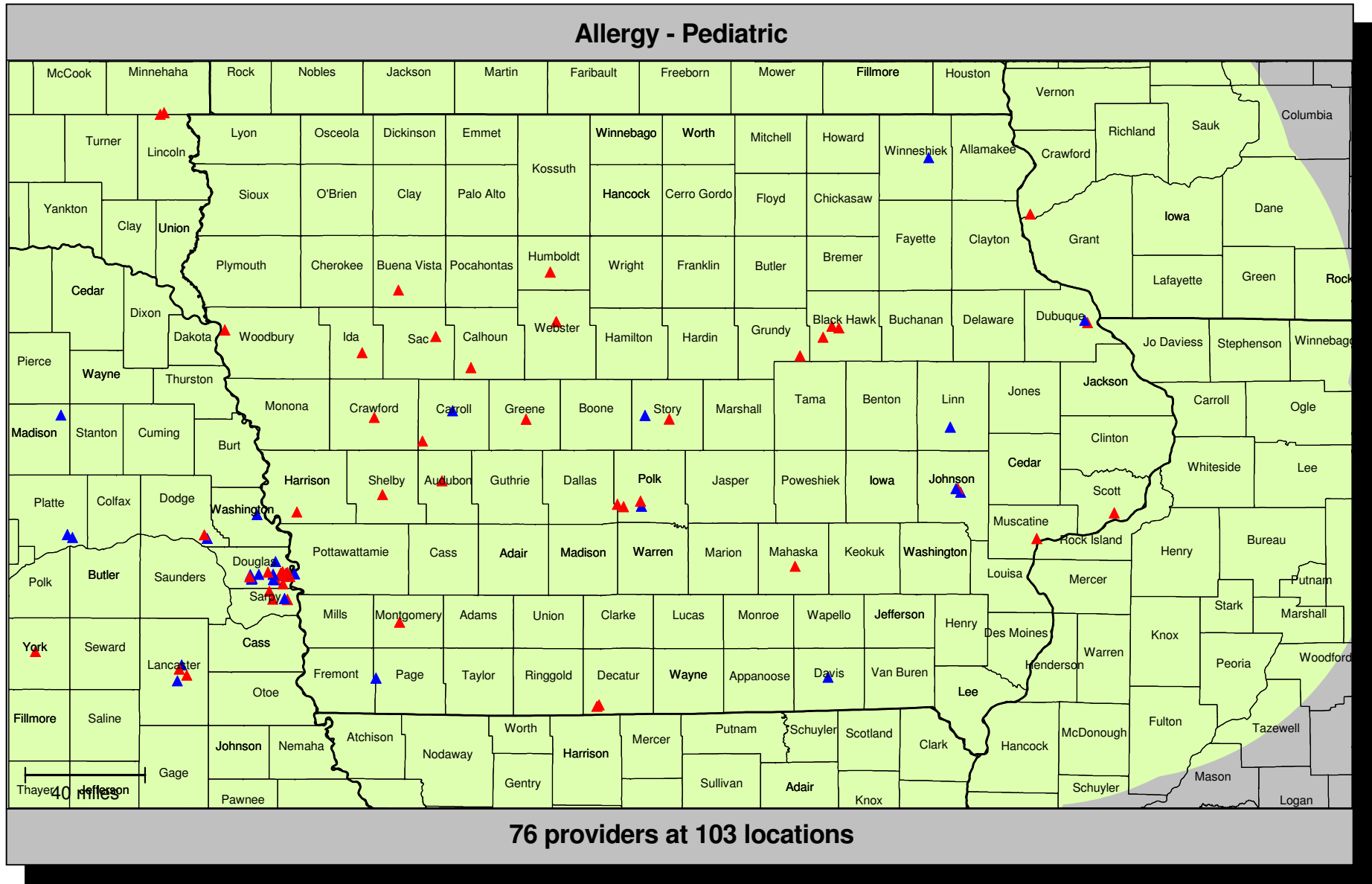
Accessibility summary

Accessibility analysis specifications	
Provider group:	Allergy - Adult 73 providers at 127 locations
Member group:	IA Adult Members 67,085 members
Access standard:	1 provider within 90 miles
All members:	67,085 (100.0%) 100.0% with access 0.0% without access

Average distance to a choice of providers for all members					
Number of providers	1	2	3	4	5
Miles	15.2	23.3	30.0	35.1	39.2

Key geographic areas				
Region	Total number of members	All members		
		Percent w	Percent wo	Average distance to 1 provider
East	26,743	100.0	0.0	14.9
Central	24,400	100.0	0.0	14.6
West	15,942	100.0	0.0	16.5

Provider locations



- ▲ Single provider locations
- ▲ Multiple provider locations

■ 90 mile radius

Accessibility summary

Accessibility analysis specifications	
Provider group:	Allergy - Pediatric 76 providers at 103 locations
Member group:	IA Children Members 70,141 members
Access standard:	1 provider within 60 miles
All members:	70,141 (100.0%) 97.1% with access 2.9% without access

Average distance to a choice of providers for all members					
Number of providers	1	2	3	4	5
Miles	16.1	23.9	30.3	35.9	39.8

Key geographic areas				
Region	Total number of members	All members		
		Percent w	Percent wo	Average distance to 1 provider
East	26,123	97.2	2.8	14.7
Central	25,209	95.8	4.2	16.7
West	18,809	98.5	1.5	17.1

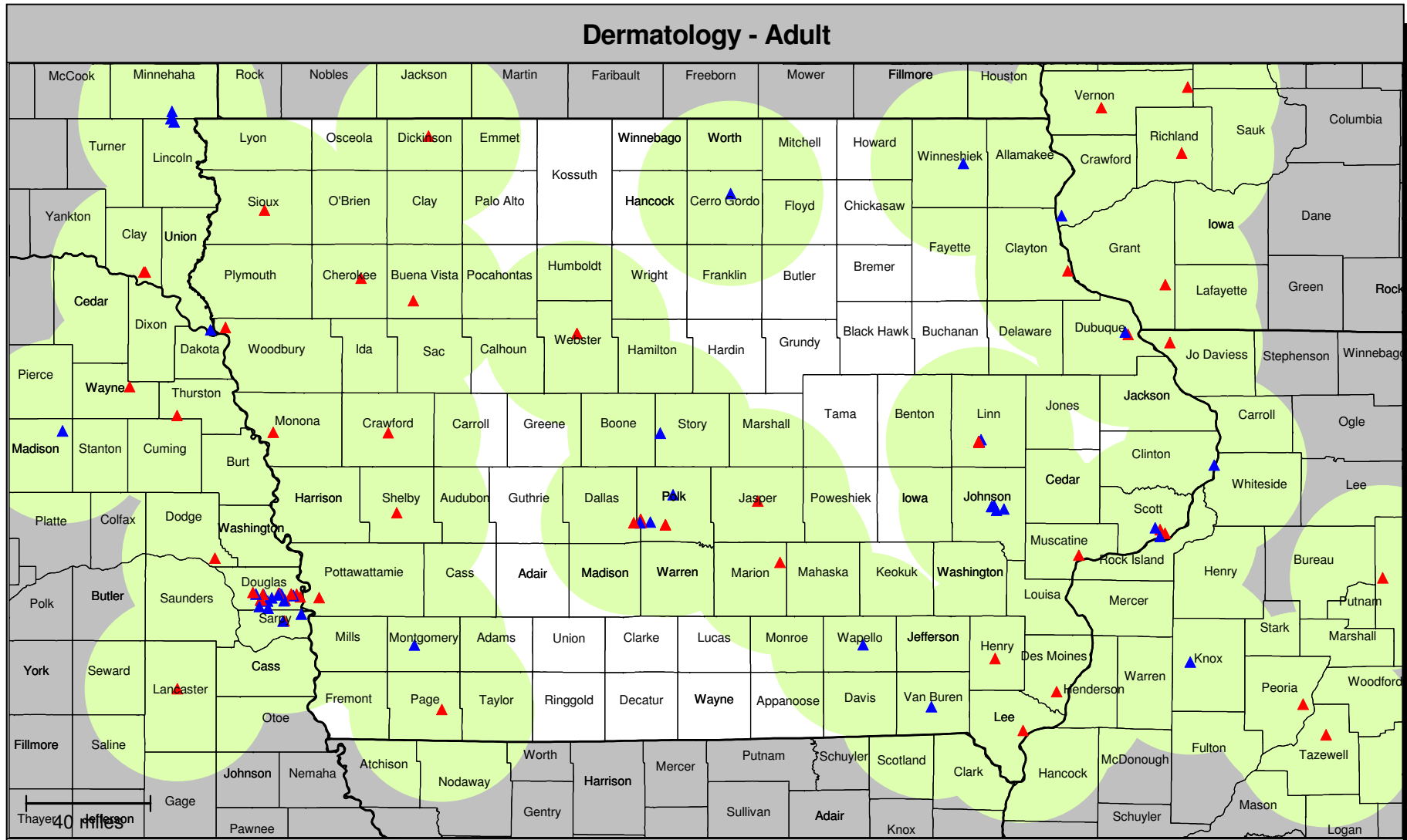
Accessibility summary

Accessibility analysis specifications	
Provider group:	Allergy - Pediatric 76 providers at 103 locations
Member group:	IA Children Members 70,141 members
Access standard:	1 provider within 90 miles
All members:	70,141 (100.0%) 100.0% with access 0.0% without access

Average distance to a choice of providers for all members					
Number of providers	1	2	3	4	5
Miles	16.1	23.9	30.3	35.9	39.8

Key geographic areas				
Region	Total number of members	All members		
		Percent w	Percent wo	Average distance to 1 provider
East	26,123	100.0	0.0	14.7
Central	25,209	100.0	0.0	16.7
West	18,809	100.0	0.0	17.1

Provider locations



- ▲ Single provider locations
- ▲ Multiple provider locations

■ 30 mile radius

Accessibility summary

Accessibility analysis specifications	
Provider group:	Dermatology - Adult 120 providers at 101 locations
Member group:	IA Adult Members 67,085 members
Access standard:	1 provider within 60 miles
All members:	67,085 (100.0%) 98.1% with access 1.9% without access

Average distance to a choice of providers for all members					
Number of providers	1	2	3	4	5
Miles	14.4	18.1	21.0	27.5	29.1

Key geographic areas				
Region	Total number of members	All members		
		Percent w	Percent wo	Average distance to 1 provider
East	26,743	96.1	3.9	15.9
Central	24,400	99.8	0.3	12.0
West	15,942	99.1	0.9	15.7

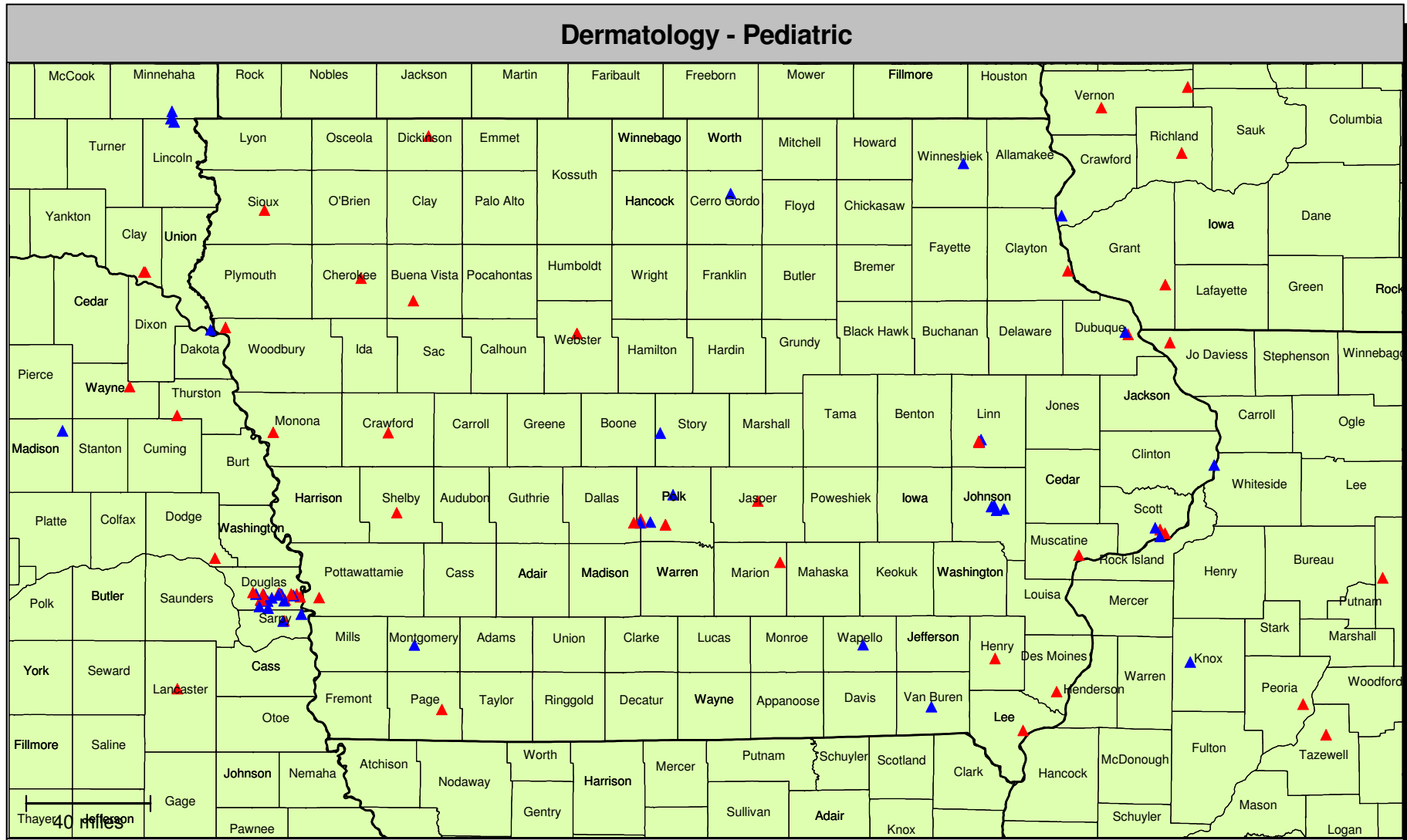
Accessibility summary

Accessibility analysis specifications	
Provider group:	Dermatology - Adult 120 providers at 101 locations
Member group:	IA Adult Members 67,085 members
Access standard:	1 provider within 90 miles
All members:	67,085 (100.0%) 100.0% with access 0.0% without access

Average distance to a choice of providers for all members					
Number of providers	1	2	3	4	5
Miles	14.4	18.1	21.0	27.5	29.1

Key geographic areas				
Region	Total number of members	All members		
		Percent w	Percent wo	Average distance to 1 provider
East	26,743	100.0	0.0	15.9
Central	24,400	100.0	0.0	12.0
West	15,942	100.0	0.0	15.7

Provider locations



120 providers at 101 locations

- ▲ Single provider locations
- ▲ Multiple provider locations

□ 90 mile radius

Accessibility summary

Accessibility analysis specifications	
Provider group:	Dermatology - Pediatric 120 providers at 101 locations
Member group:	IA Children Members 70,141 members
Access standard:	1 provider within 60 miles
All members:	70,141 (100.0%) 98.5% with access 1.5% without access

Average distance to a choice of providers for all members					
Number of providers	1	2	3	4	5
Miles	14.7	18.7	21.8	28.1	29.8

Key geographic areas				
Region	Total number of members	All members		
		Percent w	Percent wo	Average distance to 1 provider
East	26,123	96.9	3.1	16.1
Central	25,209	99.7	0.3	12.6
West	18,809	99.3	0.7	15.5

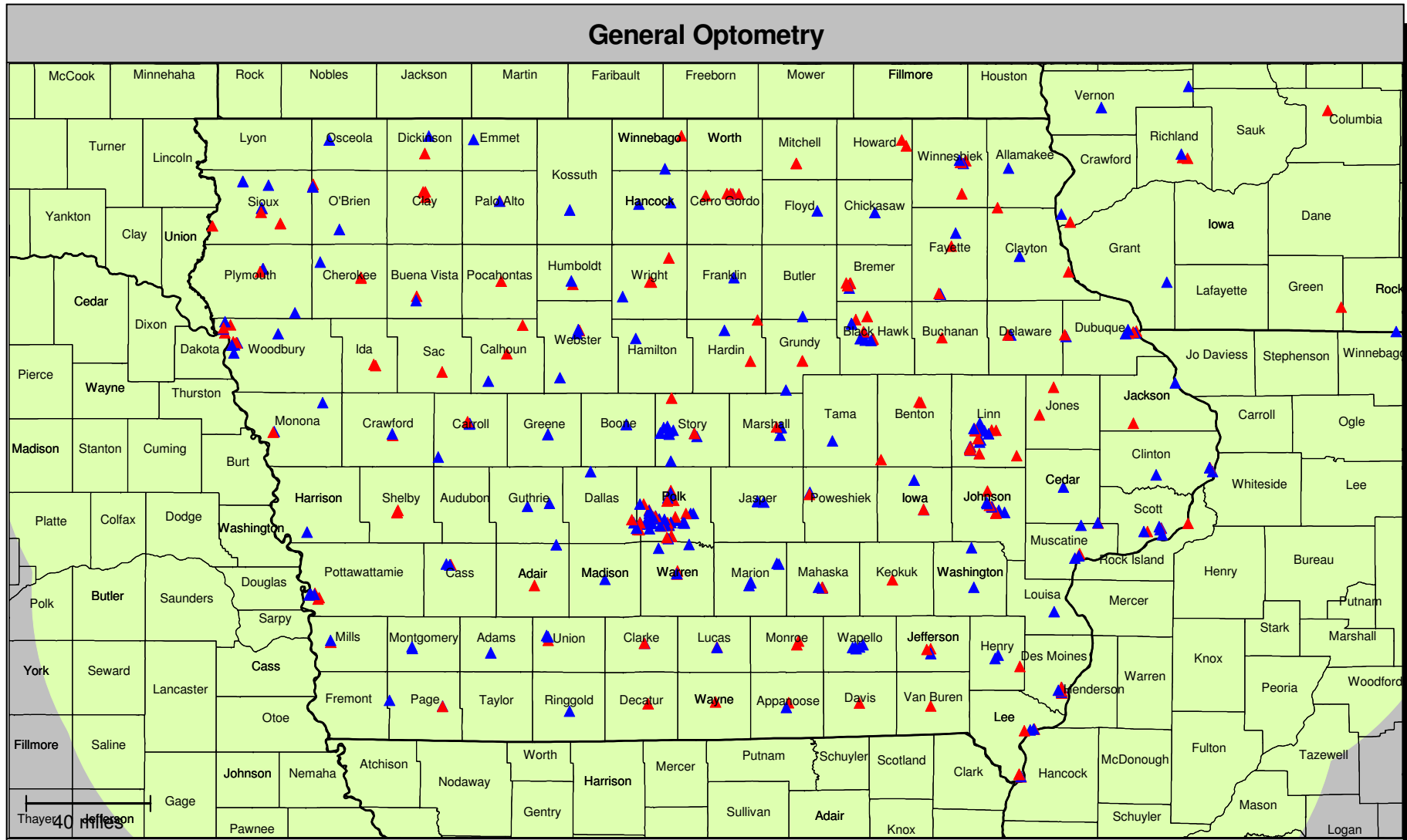
Accessibility summary

Accessibility analysis specifications	
Provider group:	Dermatology - Pediatric 120 providers at 101 locations
Member group:	IA Children Members 70,141 members
Access standard:	1 provider within 90 miles
All members:	70,141 (100.0%) 100.0% with access 0.0% without access

Average distance to a choice of providers for all members					
Number of providers	1	2	3	4	5
Miles	14.7	18.7	21.8	28.1	29.8

Key geographic areas				
Region	Total number of members	All members		
		Percent w	Percent wo	Average distance to 1 provider
East	26,123	100.0	0.0	16.1
Central	25,209	100.0	0.0	12.6
West	18,809	100.0	0.0	15.5

Provider locations



570 providers at 473 locations

- ▲ Single provider locations
- ▲ Multiple provider locations

◻ 90 mile radius

Accessibility summary

Accessibility analysis specifications	
Provider group:	General Optometry 570 providers at 473 locations
Member group:	IA Mems 156,347 members
Access standard:	1 provider within 60 miles
All members:	156,347 (100.0%) 100.0% with access 0.0% without access

Average distance to a choice of providers for all members					
Number of providers	1	2	3	4	5
Miles	3.4	4.2	5.2	5.9	6.8

Key geographic areas				
Region	Total number of members	All members		
		Percent w	Percent wo	Average distance to 1 provider
East	60,105	100.0	0.0	3.1
Central	56,398	100.0	0.0	2.9
West	39,844	100.0	0.0	4.5

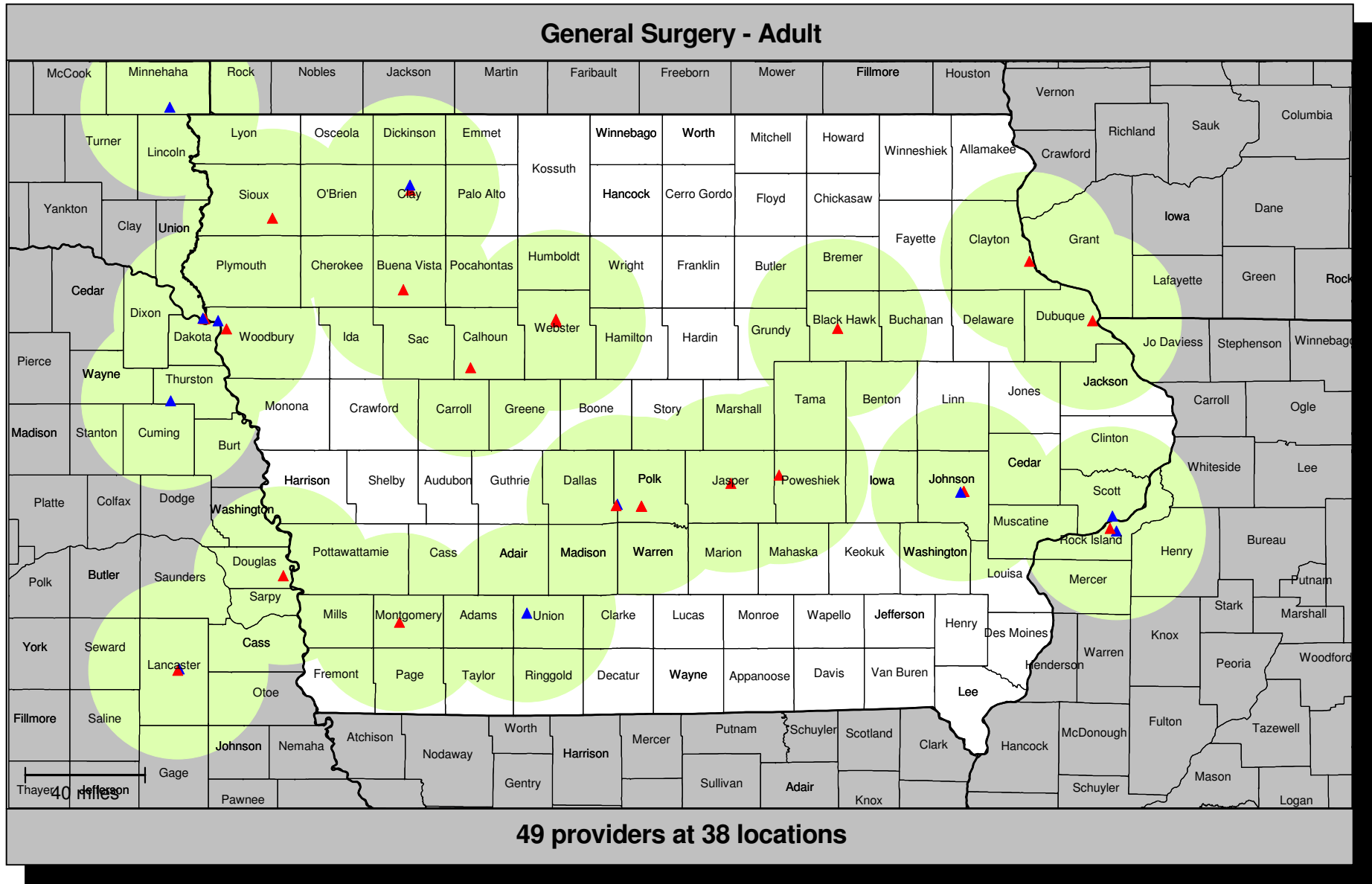
Accessibility summary

Accessibility analysis specifications	
Provider group:	General Optometry 570 providers at 473 locations
Member group:	IA Mems 156,347 members
Access standard:	1 provider within 90 miles
All members:	156,347 (100.0%) 100.0% with access 0.0% without access

Average distance to a choice of providers for all members					
Number of providers	1	2	3	4	5
Miles	3.4	4.2	5.2	5.9	6.8

Key geographic areas				
Region	Total number of members	All members		
		Percent w	Percent wo	Average distance to 1 provider
East	60,105	100.0	0.0	3.1
Central	56,398	100.0	0.0	2.9
West	39,844	100.0	0.0	4.5

Provider locations



Accessibility summary

Accessibility analysis specifications	
Provider group:	General Surgery - Adult 49 providers at 38 locations
Member group:	IA Adult Members 67,085 members
Access standard:	1 provider within 60 miles
All members:	67,085 (100.0%) 93.8% with access 6.2% without access

Average distance to a choice of providers for all members					
Number of providers	1	2	3	4	5
Miles	21.3	30.4	37.3	40.1	42.4

Key geographic areas				
Region	Total number of members	All members		
		Percent w	wo	Average distance to 1 provider
East	26,743	94.7	5.3	21.0
Central	24,400	89.6	10.4	23.7
West	15,942	98.5	1.5	18.0

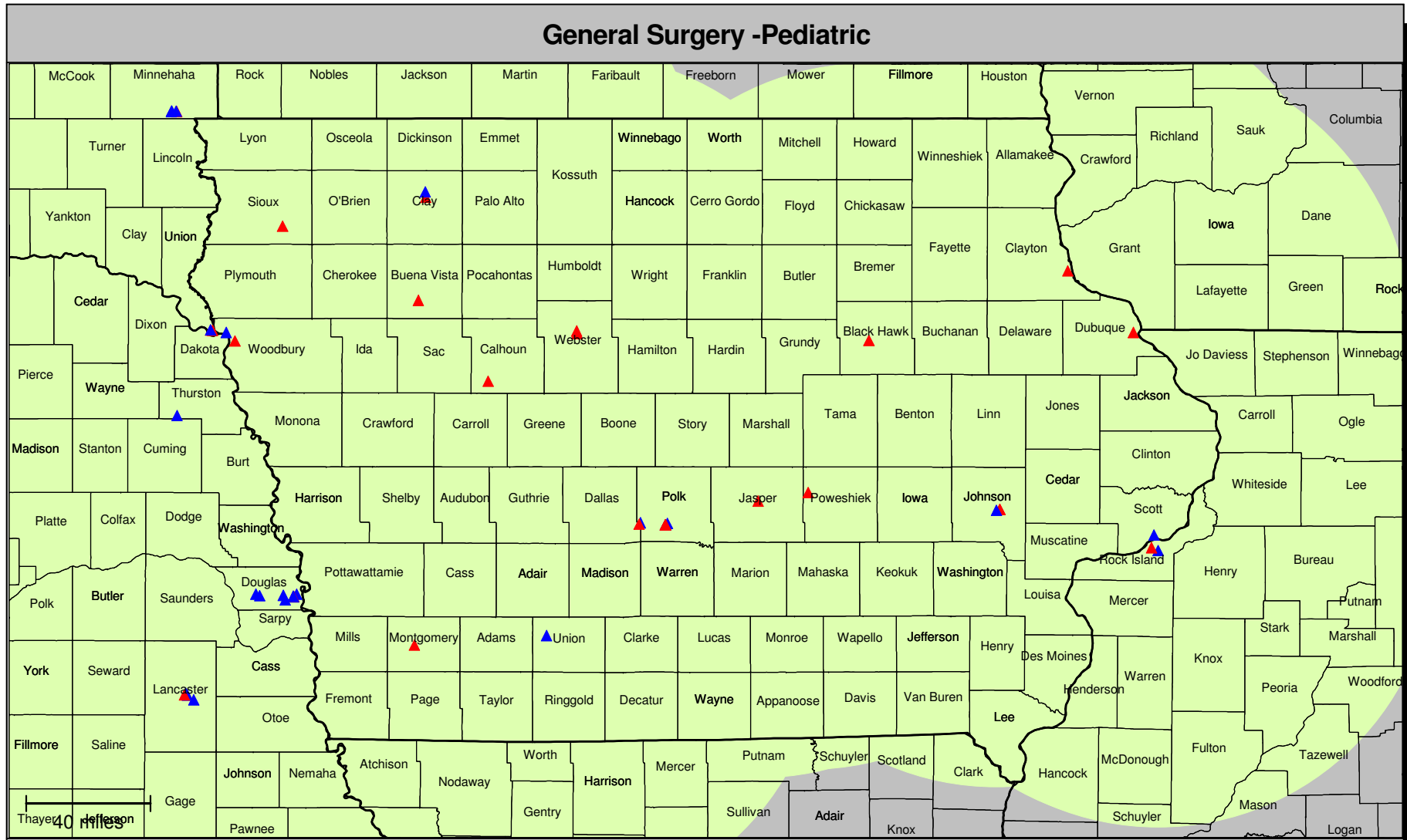
Accessibility summary

Accessibility analysis specifications	
Provider group:	General Surgery - Adult 49 providers at 38 locations
Member group:	IA Adult Members 67,085 members
Access standard:	1 provider within 90 miles
All members:	67,085 (100.0%) 99.9% with access 0.1% without access

Average distance to a choice of providers for all members					
Number of providers	1	2	3	4	5
Miles	21.3	30.4	37.3	40.1	42.4

Key geographic areas				
Region	Total number of members	All members		
		Percent w	Percent wo	Average distance to 1 provider
East	26,743	100.0	0.0	21.0
Central	24,400	99.8	0.2	23.7
West	15,942	100.0	0.0	18.0

Provider locations



88 providers at 56 locations

- ▲ Single provider locations
- ▲ Multiple provider locations

90 mile radius

Accessibility summary

Accessibility analysis specifications	
Provider group:	General Surgery -Pediatric 88 providers at 56 locations
Member group:	IA Children Members 70,141 members
Access standard:	1 provider within 60 miles
All members:	70,141 (100.0%) 94.5% with access 5.5% without access

Average distance to a choice of providers for all members					
Number of providers	1	2	3	4	5
Miles	20.7	28.3	33.1	35.8	37.5

Key geographic areas				
Region	Total number of members	All members		
		Percent w	Percent wo	Average distance to 1 provider
East	26,123	95.2	4.8	21.0
Central	25,209	90.6	9.4	22.6
West	18,809	98.7	1.3	17.8

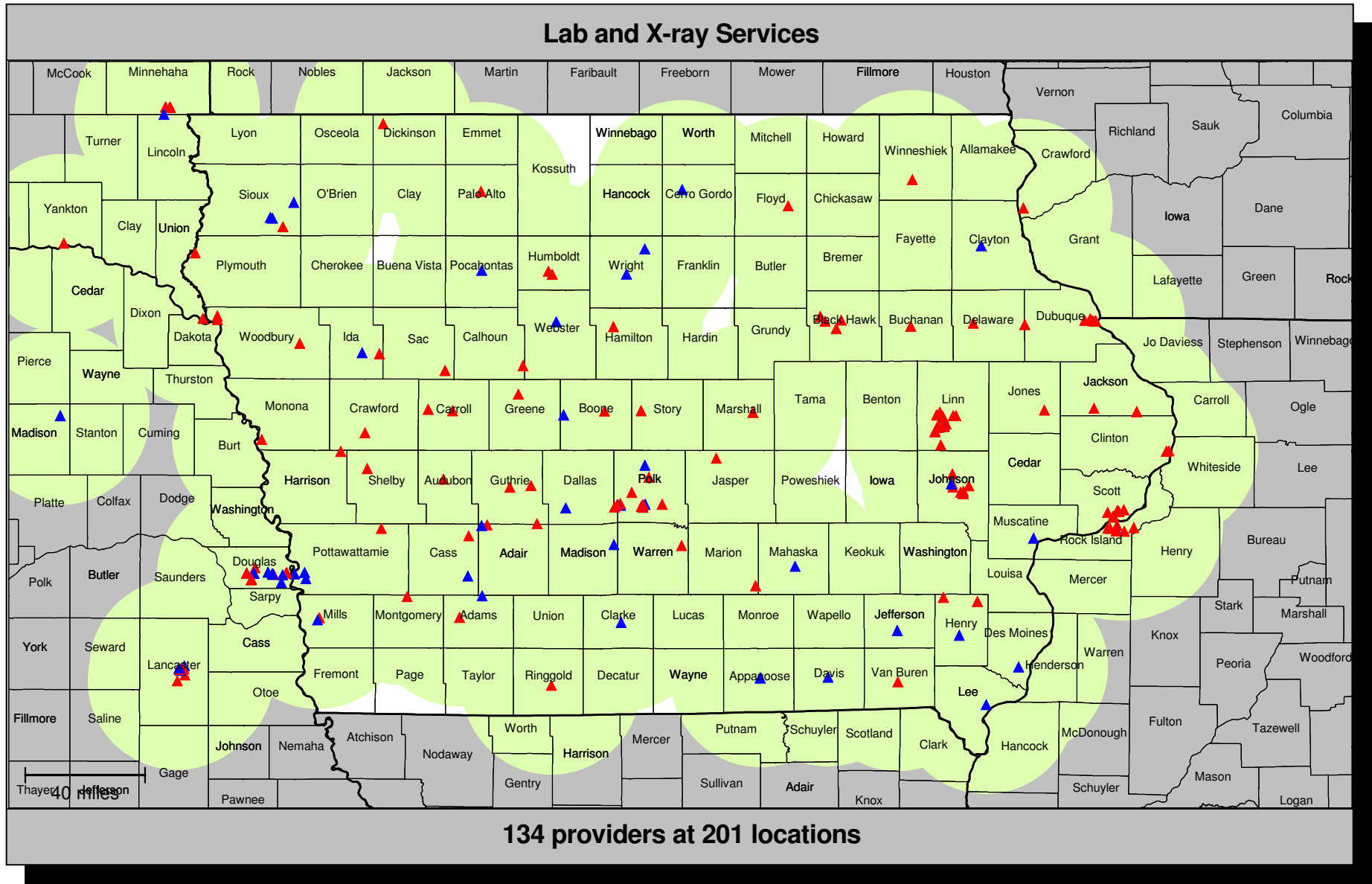
Accessibility summary

Accessibility analysis specifications	
Provider group:	General Surgery -Pediatric 88 providers at 56 locations
Member group:	IA Children Members 70,141 members
Access standard:	1 provider within 90 miles
All members:	70,141 (100.0%) 99.9% with access 0.1% without access

Average distance to a choice of providers for all members					
Number of providers	1	2	3	4	5
Miles	20.7	28.3	33.1	35.8	37.5

Key geographic areas				
Region	Total number of members	All members		
		Percent w	Percent wo	Average distance to 1 provider
East	26,123	100.0	0.0	21.0
Central	25,209	99.8	0.2	22.6
West	18,809	100.0	0.0	17.8

Provider locations



Accessibility summary

Accessibility analysis specifications	
Provider group:	Lab and X-ray Services 134 providers at 201 locations
Member group:	IA Mems 156,347 members
Access standard:	1 provider within 60 miles
All members:	156,347 (100.0%) 100.0% with access 0.0% without access

Average distance to a choice of providers for all members					
Number of providers	1	2	3	4	5
Miles	7.6	10.7	14.7	17.2	19.9

Key geographic areas				
Region	Total number of members	All members		
		Percent w	Percent wo	Average distance to 1 provider
East	60,105	100.0	0.0	5.3
Central	56,398	100.0	0.0	8.2
West	39,844	100.0	0.0	10.4

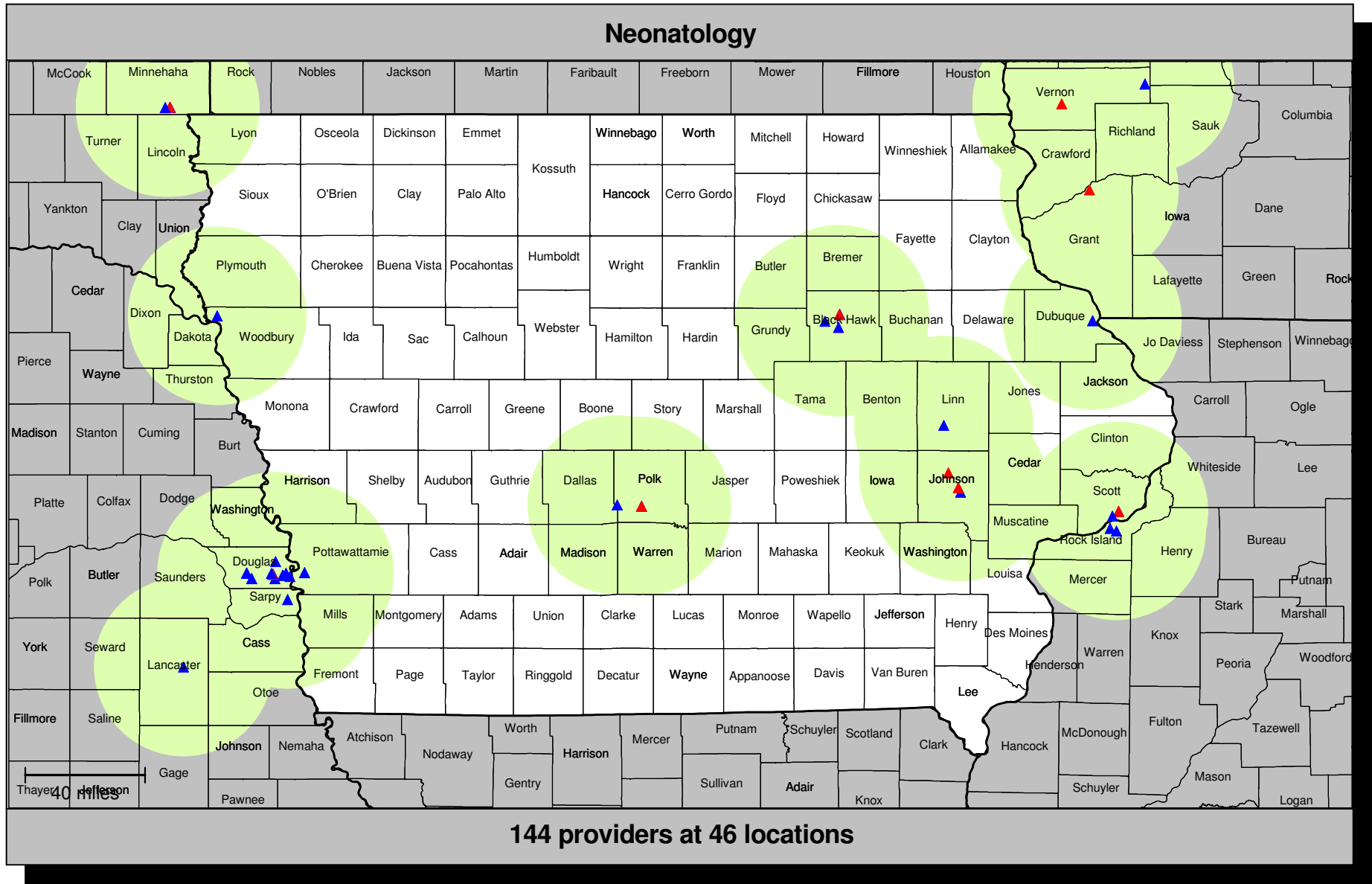
Accessibility summary

Accessibility analysis specifications	
Provider group:	Lab and X-ray Services 134 providers at 201 locations
Member group:	IA Mems 156,347 members
Access standard:	1 provider within 90 miles
All members:	156,347 (100.0%) 100.0% with access 0.0% without access

Average distance to a choice of providers for all members					
Number of providers	1	2	3	4	5
Miles	7.6	10.7	14.7	17.2	19.9

Key geographic areas				
Region	Total number of members	All members		
		Percent w	Percent wo	Average distance to 1 provider
East	60,105	100.0	0.0	5.3
Central	56,398	100.0	0.0	8.2
West	39,844	100.0	0.0	10.4

Provider locations



Accessibility summary

Accessibility analysis specifications	
Provider group:	Neonatology 144 providers at 46 locations
Member group:	IA Children Members 70,141 members
Access standard:	1 provider within 60 miles
All members:	70,141 (100.0%) 82.2% with access 17.8% without access

Average distance to a choice of providers for all members					
Number of providers	1	2	3	4	5
Miles	27.5	27.6	29.1	29.9	29.9

Key geographic areas				
Region	Total number of members	All members		
		Percent w	Percent wo	Average distance to 1 provider
East	26,123	91.7	8.3	18.1
Central	25,209	85.0	15.0	26.8
West	18,809	65.2	34.8	41.7

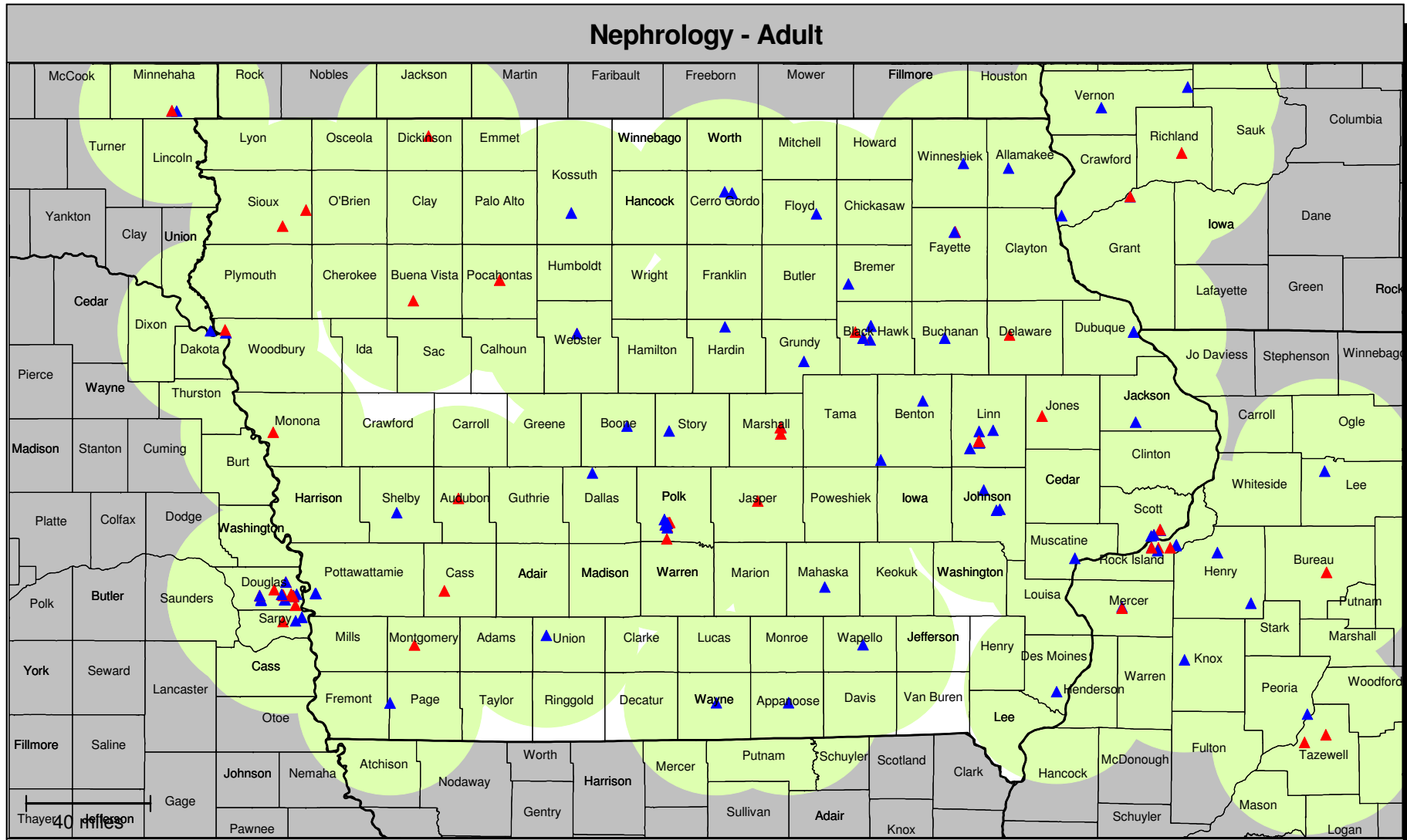
Accessibility summary

Accessibility analysis specifications	
Provider group:	Neonatology 144 providers at 46 locations
Member group:	IA Children Members 70,141 members
Access standard:	1 provider within 90 miles
All members:	70,141 (100.0%) 98.1% with access 1.9% without access

Average distance to a choice of providers for all members					
Number of providers	1	2	3	4	5
Miles	27.5	27.6	29.1	29.9	29.9

Key geographic areas				
Region	Total number of members	All members		
		Percent w	Percent wo	Average distance to 1 provider
East	26,123	99.7	0.3	18.1
Central	25,209	99.8	0.2	26.8
West	18,809	93.8	6.2	41.7

Provider locations



- ▲ Single provider locations
- ▲ Multiple provider locations

30 mile radius

Accessibility summary

Accessibility analysis specifications	
Provider group:	Nephrology - Adult 181 providers at 174 locations
Member group:	IA Adult Members 67,085 members
Access standard:	1 provider within 60 miles
All members:	67,085 (100.0%) 100.0% with access 0.0% without access

Average distance to a choice of providers for all members					
Number of providers	1	2	3	4	5
Miles	8.6	10.3	12.4	15.0	18.3

Key geographic areas				
Region	Total number of members	All members		
		Percent w	Percent wo	Average distance to 1 provider
East	26,743	100.0	0.0	7.7
Central	24,400	100.0	0.0	7.2
West	15,942	100.0	0.0	12.3

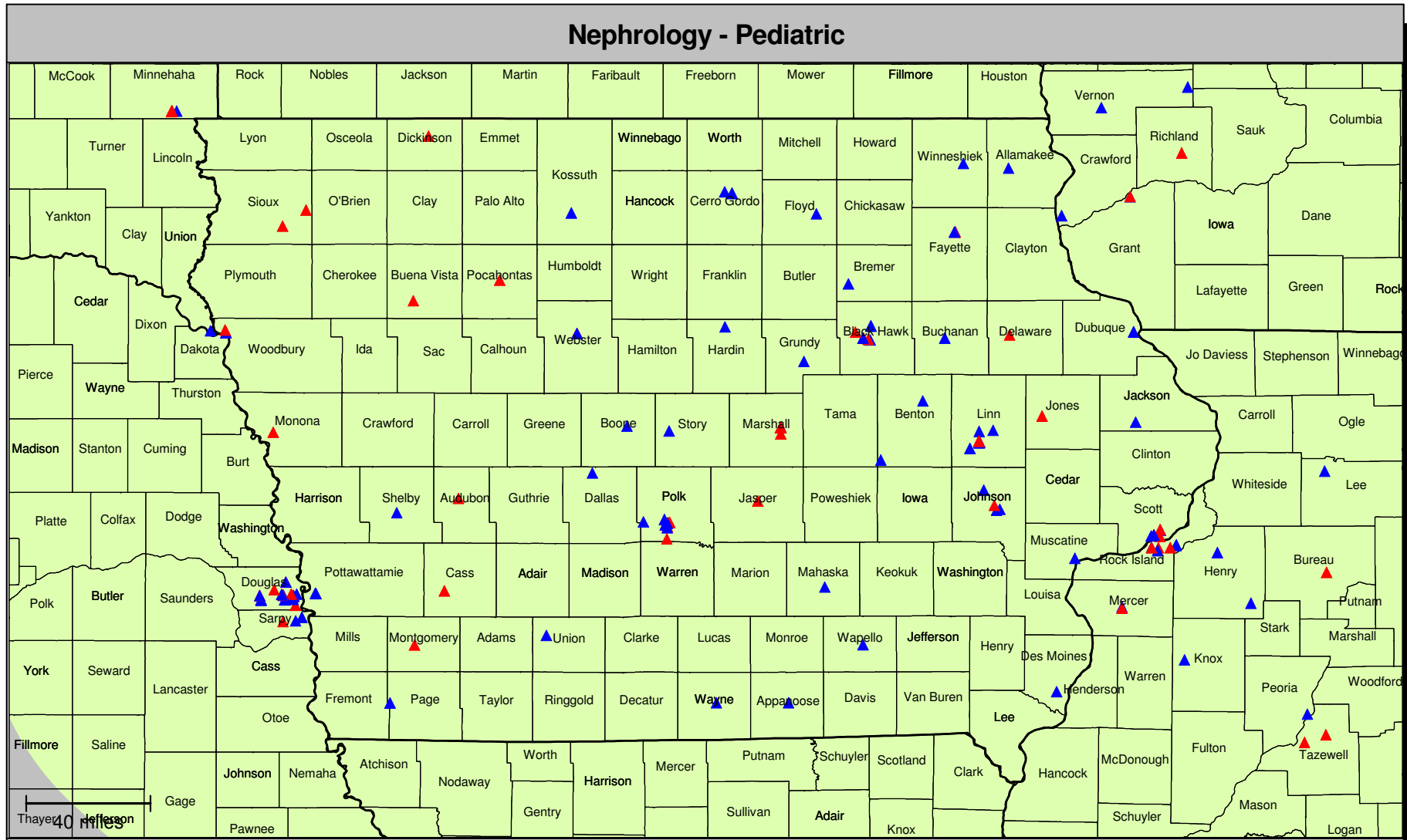
Accessibility summary

Accessibility analysis specifications	
Provider group:	Nephrology - Adult 181 providers at 174 locations
Member group:	IA Adult Members 67,085 members
Access standard:	1 provider within 90 miles
All members:	67,085 (100.0%) 100.0% with access 0.0% without access

Average distance to a choice of providers for all members					
Number of providers	1	2	3	4	5
Miles	8.6	10.3	12.4	15.0	18.3

Key geographic areas				
Region	Total number of members	All members		
		Percent w	Percent wo	Average distance to 1 provider
East	26,743	100.0	0.0	7.7
Central	24,400	100.0	0.0	7.2
West	15,942	100.0	0.0	12.3

Provider locations



195 providers at 183 locations

- ▲ Single provider locations
- ▲ Multiple provider locations

■ 90 mile radius

Accessibility summary

Accessibility analysis specifications	
Provider group:	Nephrology - Pediatric 195 providers at 183 locations
Member group:	IA Children Members 70,141 members
Access standard:	1 provider within 60 miles
All members:	70,141 (100.0%) 100.0% with access 0.0% without access

Average distance to a choice of providers for all members					
Number of providers	1	2	3	4	5
Miles	8.8	10.7	13.2	15.6	18.3

Key geographic areas				
Region	Total number of members	All members		
		Percent w	Percent wo	Average distance to 1 provider
East	26,123	100.0	0.0	7.8
Central	25,209	100.0	0.0	6.9
West	18,809	100.0	0.0	12.7

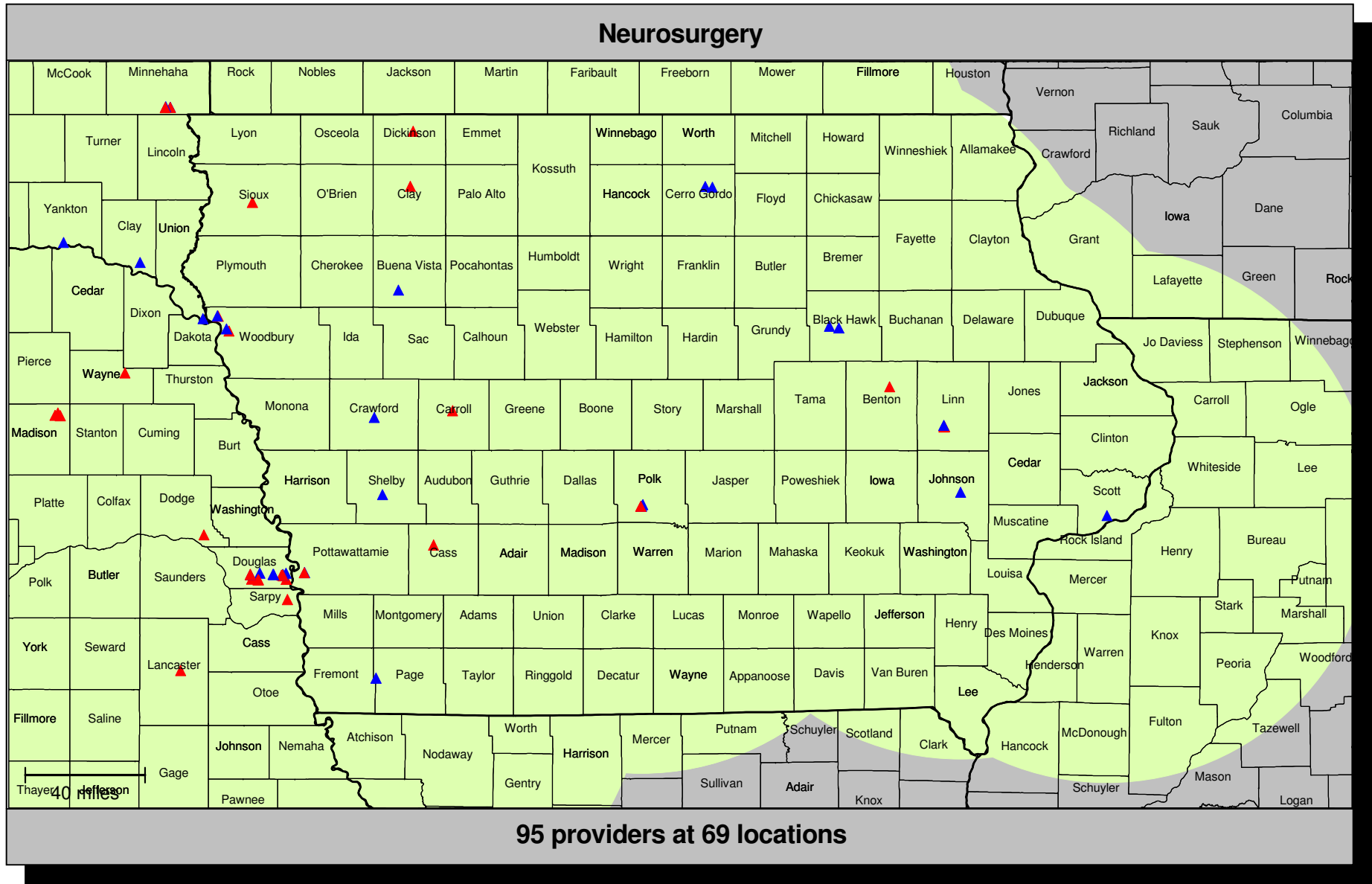
Accessibility summary

Accessibility analysis specifications	
Provider group:	Nephrology - Pediatric 195 providers at 183 locations
Member group:	IA Children Members 70,141 members
Access standard:	1 provider within 90 miles
All members:	70,141 (100.0%) 100.0% with access 0.0% without access

Average distance to a choice of providers for all members					
Number of providers	1	2	3	4	5
Miles	8.8	10.7	13.2	15.6	18.3

Key geographic areas				
Region	Total number of members	All members		
		Percent w	Percent wo	Average distance to 1 provider
East	26,123	100.0	0.0	7.8
Central	25,209	100.0	0.0	6.9
West	18,809	100.0	0.0	12.7

Provider locations



Accessibility summary

Accessibility analysis specifications	
Provider group:	Neurosurgery 95 providers at 69 locations
Member group:	IA Mems 156,347 members
Access standard:	1 provider within 60 miles
All members:	156,347 (100.0%) 89.1% with access 10.9% without access

Average distance to a choice of providers for all members					
Number of providers	1	2	3	4	5
Miles	22.9	24.2	30.2	31.5	33.8

Key geographic areas				
Region	Total number of members	All members		
		Percent w	Percent wo	Average distance to 1 provider
East	60,105	84.1	15.9	24.0
Central	56,398	88.9	11.1	24.1
West	39,844	96.8	3.2	19.7

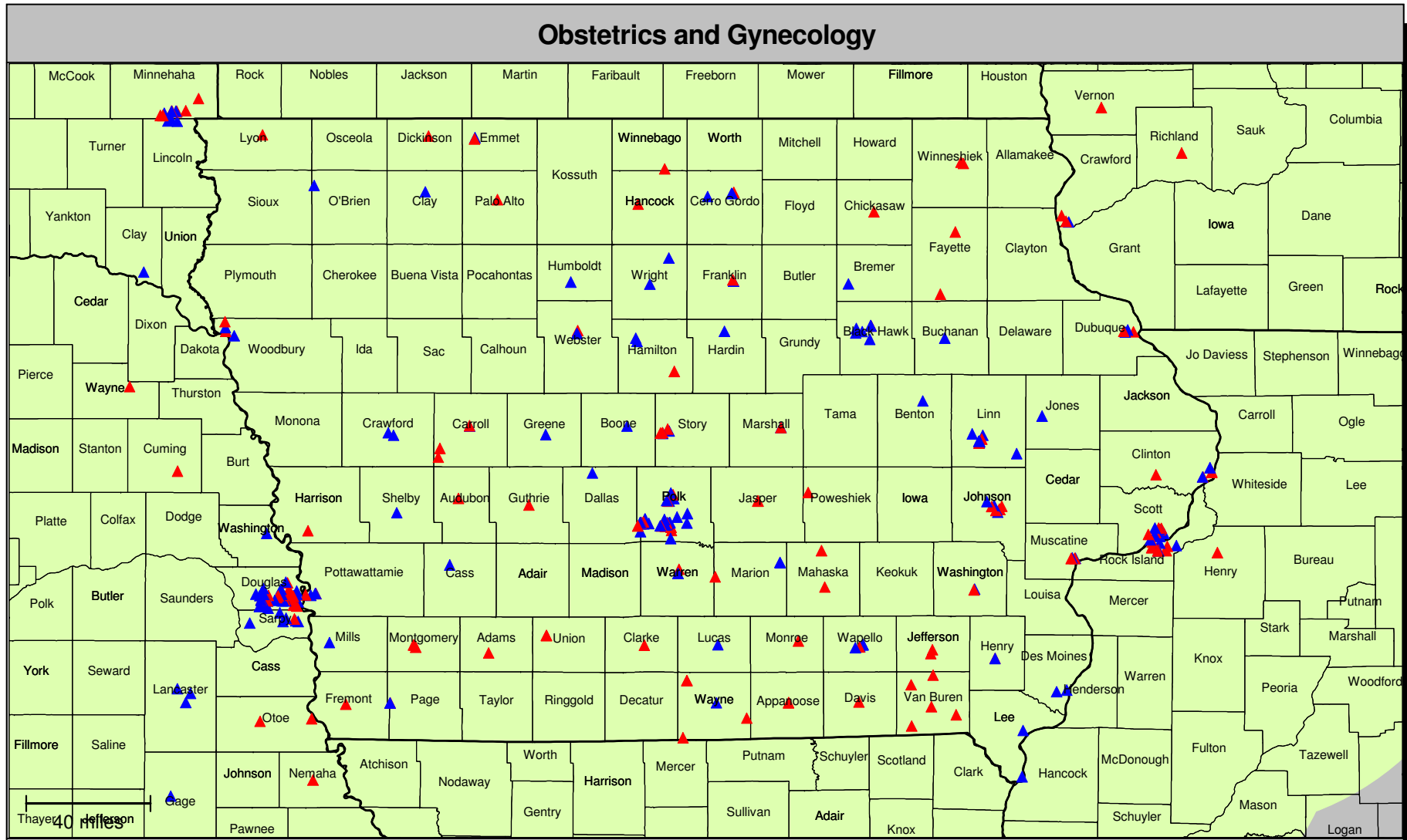
Accessibility summary

Accessibility analysis specifications	
Provider group:	Neurosurgery 95 providers at 69 locations
Member group:	IA Mems 156,347 members
Access standard:	1 provider within 90 miles
All members:	156,347 (100.0%) 99.7% with access 0.3% without access

Average distance to a choice of providers for all members					
Number of providers	1	2	3	4	5
Miles	22.9	24.2	30.2	31.5	33.8

Key geographic areas				
Region	Total number of members	All members		
		Percent w	Percent wo	Average distance to 1 provider
East	60,105	99.5	0.5	24.0
Central	56,398	99.8	0.2	24.1
West	39,844	100.0	0.0	19.7

Provider locations



- ▲ Single provider locations
- ▲ Multiple provider locations

90 mile radius

Accessibility summary

Accessibility analysis specifications	
Provider group:	Obstetrics and Gynecology 661 providers at 341 locations
Member group:	IA Mems 156,347 members
Access standard:	1 provider within 60 miles
All members:	156,347 (100.0%) 100.0% with access 0.0% without access

Average distance to a choice of providers for all members					
Number of providers	1	2	3	4	5
Miles	5.9	7.1	8.3	9.5	10.2

Key geographic areas				
Region	Total number of members	All members		
		Percent w	Percent wo	Average distance to 1 provider
East	60,105	100.0	0.0	4.8
Central	56,398	100.0	0.0	4.6
West	39,844	100.0	0.0	9.4

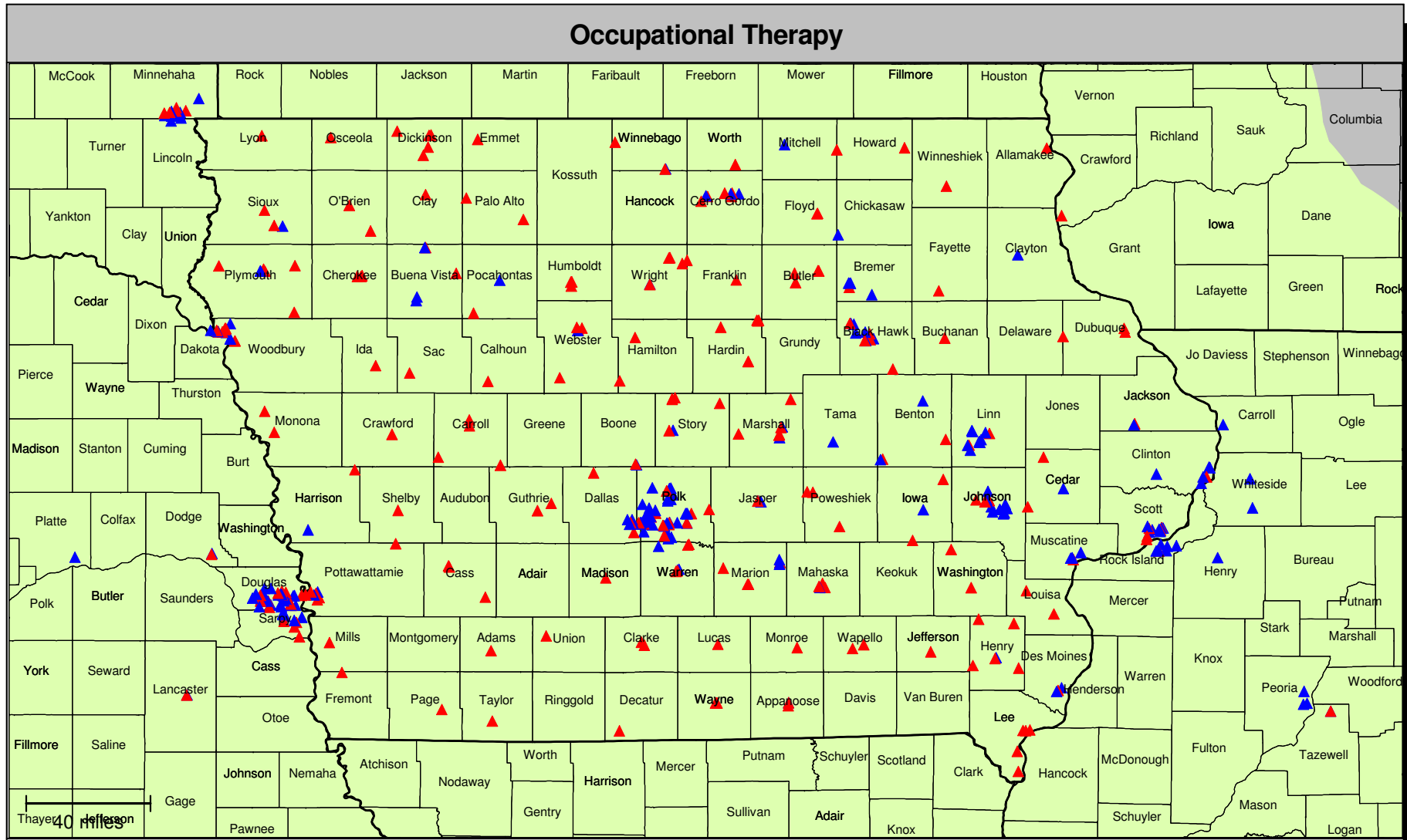
Accessibility summary

Accessibility analysis specifications	
Provider group:	Obstetrics and Gynecology 661 providers at 341 locations
Member group:	IA Mems 156,347 members
Access standard:	1 provider within 90 miles
All members:	156,347 (100.0%) 100.0% with access 0.0% without access

Average distance to a choice of providers for all members					
Number of providers	1	2	3	4	5
Miles	5.9	7.1	8.3	9.5	10.2

Key geographic areas				
Region	Total number of members	All members		
		Percent w	Percent wo	Average distance to 1 provider
East	60,105	100.0	0.0	4.8
Central	56,398	100.0	0.0	4.6
West	39,844	100.0	0.0	9.4

Provider locations



425 providers at 443 locations

- ▲ Single provider locations
- ▲ Multiple provider locations

■ 90 mile radius

Accessibility summary

Accessibility analysis specifications	
Provider group:	Occupational Therapy 425 providers at 443 locations
Member group:	IA Mems 156,347 members
Access standard:	1 provider within 60 miles
All members:	156,347 (100.0%) 100.0% with access 0.0% without access

Average distance to a choice of providers for all members					
Number of providers	1	2	3	4	5
Miles	4.1	6.3	8.5	9.6	10.3

Key geographic areas				
Region	Total number of members	All members		
		Percent w	Percent wo	Average distance to 1 provider
East	60,105	100.0	0.0	3.8
Central	56,398	100.0	0.0	3.3
West	39,844	100.0	0.0	5.6

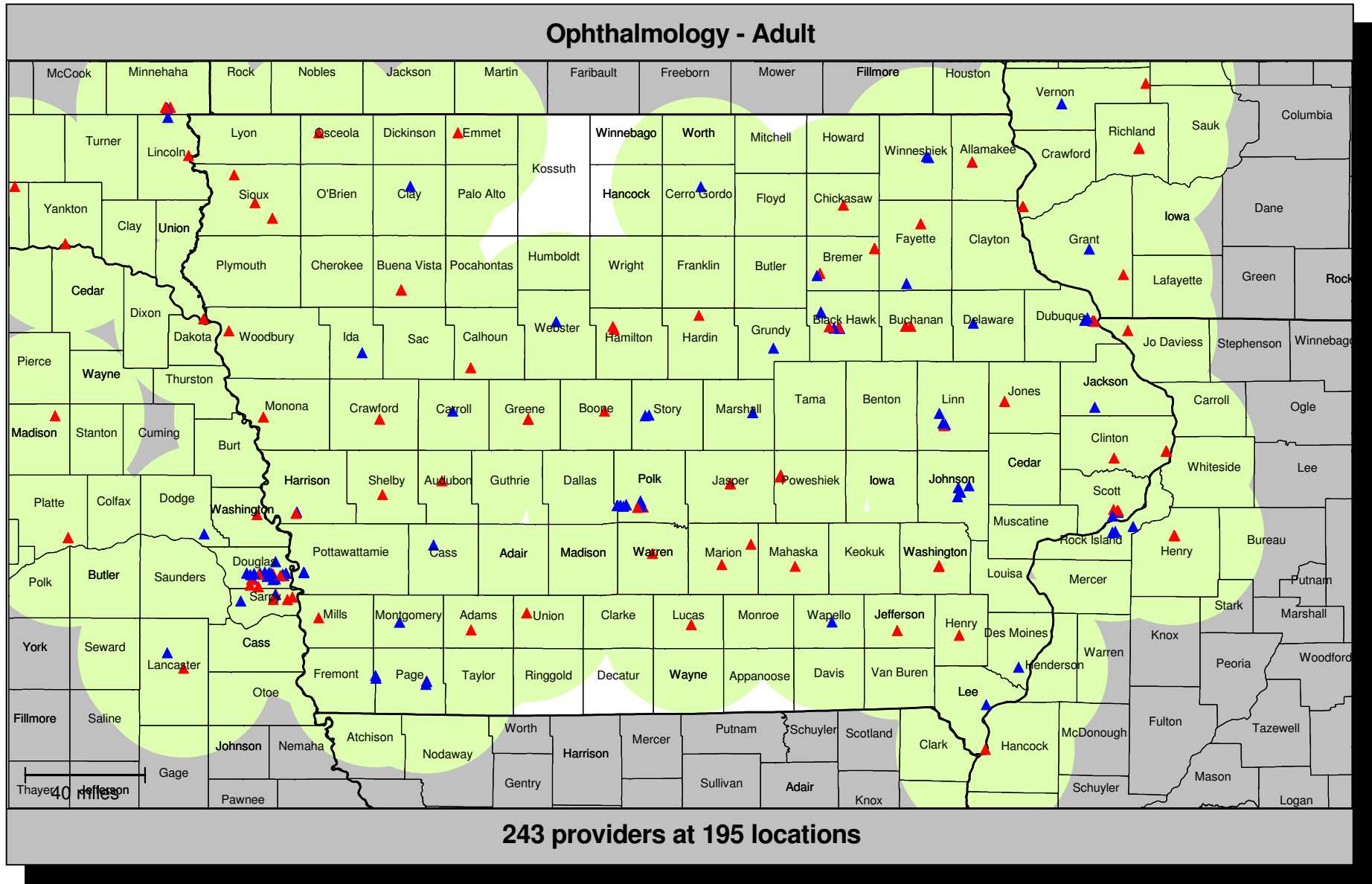
Accessibility summary

Accessibility analysis specifications	
Provider group:	Occupational Therapy 425 providers at 443 locations
Member group:	IA Mems 156,347 members
Access standard:	1 provider within 90 miles
All members:	156,347 (100.0%) 100.0% with access 0.0% without access

Average distance to a choice of providers for all members					
Number of providers	1	2	3	4	5
Miles	4.1	6.3	8.5	9.6	10.3

Key geographic areas				
Region	Total number of members	All members		
		Percent w	Percent wo	Average distance to 1 provider
East	60,105	100.0	0.0	3.8
Central	56,398	100.0	0.0	3.3
West	39,844	100.0	0.0	5.6

Provider locations



Accessibility summary

Accessibility analysis specifications	
Provider group:	Ophthalmology - Adult 243 providers at 195 locations
Member group:	IA Adult Members 67,085 members
Access standard:	1 provider within 60 miles
All members:	67,085 (100.0%) 100.0% with access 0.0% without access

Average distance to a choice of providers for all members					
Number of providers	1	2	3	4	5
Miles	7.1	9.5	13.2	14.6	15.9

Key geographic areas				
Region	Total number of members	All members		
		Percent w	Percent wo	Average distance to 1 provider
East	26,743	100.0	0.0	5.5
Central	24,400	100.0	0.0	7.0
West	15,942	100.0	0.0	9.9

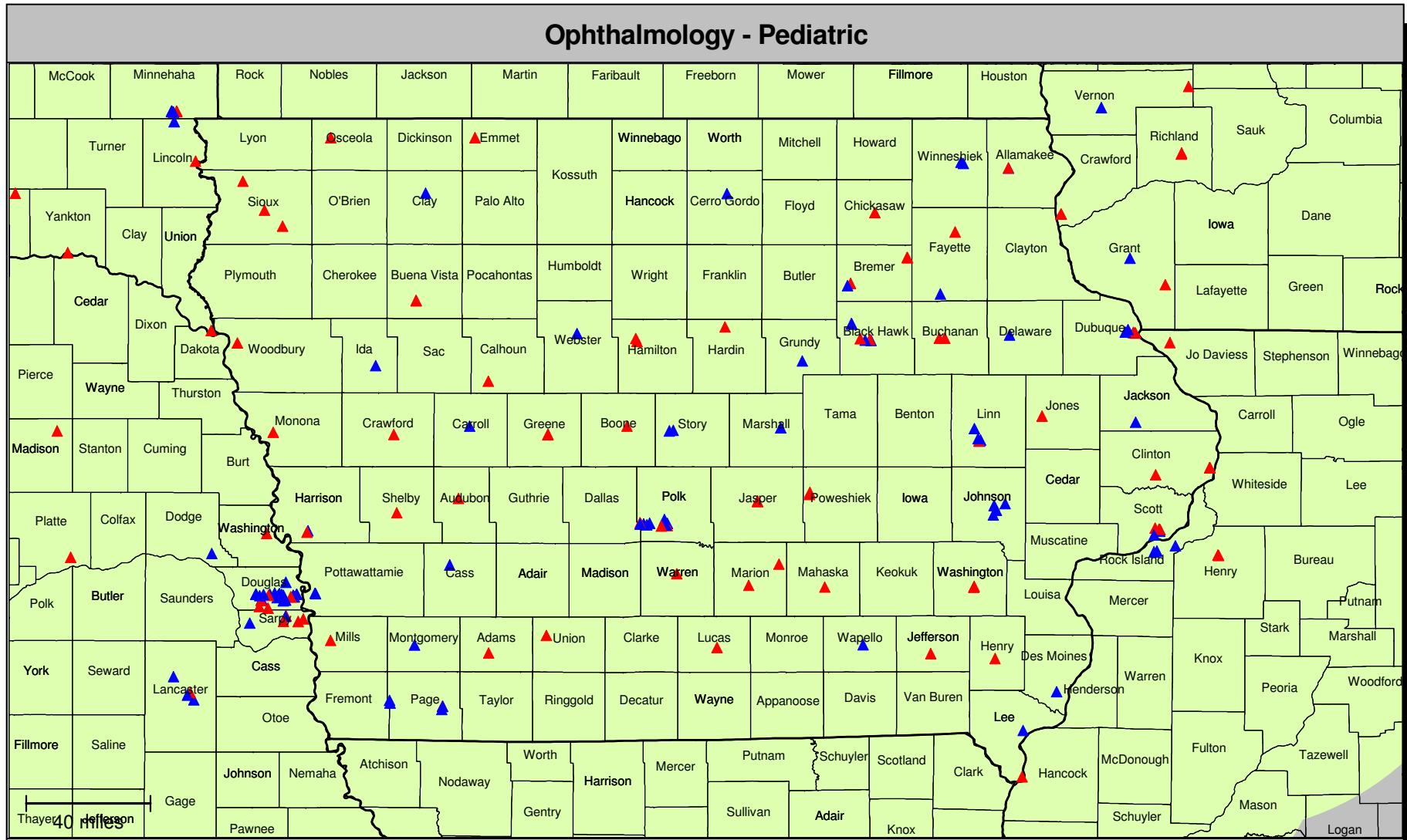
Accessibility summary

Accessibility analysis specifications	
Provider group:	Ophthalmology - Adult 243 providers at 195 locations
Member group:	IA Adult Members 67,085 members
Access standard:	1 provider within 90 miles
All members:	67,085 (100.0%) 100.0% with access 0.0% without access

Average distance to a choice of providers for all members					
Number of providers	1	2	3	4	5
Miles	7.1	9.5	13.2	14.6	15.9

Key geographic areas				
Region	Total number of members	All members		
		Percent w	Percent wo	Average distance to 1 provider
East	26,743	100.0	0.0	5.5
Central	24,400	100.0	0.0	7.0
West	15,942	100.0	0.0	9.9

Provider locations



284 providers at 209 locations

- ▲ Single provider locations
- ▲ Multiple provider locations

■ 90 mile radius

Accessibility summary

Accessibility analysis specifications	
Provider group:	Ophthalmology - Pediatric 284 providers at 209 locations
Member group:	IA Children Members 70,141 members
Access standard:	1 provider within 60 miles
All members:	70,141 (100.0%) 100.0% with access 0.0% without access

Average distance to a choice of providers for all members					
Number of providers	1	2	3	4	5
Miles	7.5	10.0	13.9	15.3	16.6

Key geographic areas				
Region	Total number of members	All members		
		Percent w	Percent wo	Average distance to 1 provider
East	26,123	100.0	0.0	6.0
Central	25,209	100.0	0.0	7.4
West	18,809	100.0	0.0	9.9

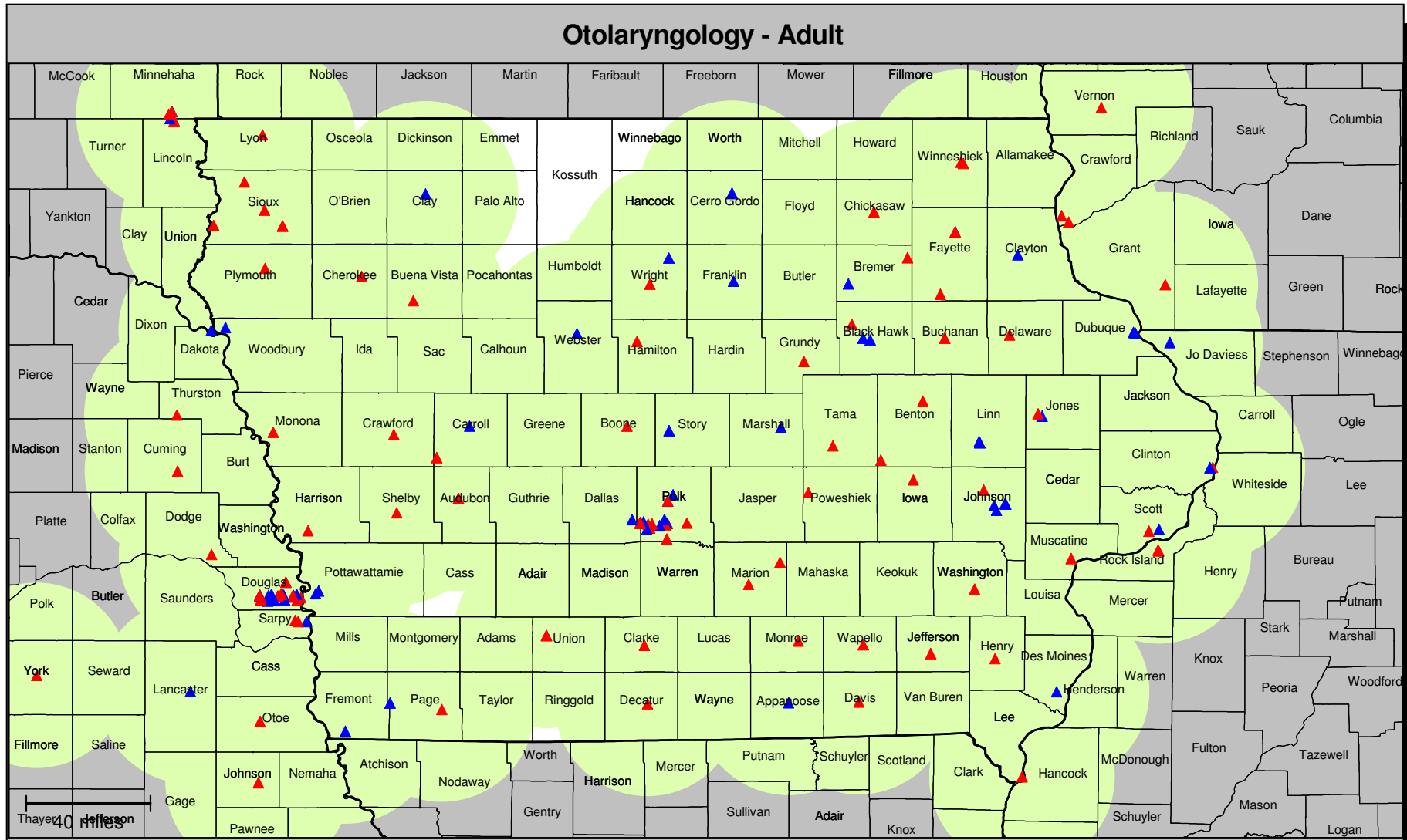
Accessibility summary

Accessibility analysis specifications	
Provider group:	Ophthalmology - Pediatric 284 providers at 209 locations
Member group:	IA Children Members 70,141 members
Access standard:	1 provider within 90 miles
All members:	70,141 (100.0%) 100.0% with access 0.0% without access

Average distance to a choice of providers for all members					
Number of providers	1	2	3	4	5
Miles	7.5	10.0	13.9	15.3	16.6

Key geographic areas				
Region	Total number of members	All members		
		Percent w	Percent wo	Average distance to 1 provider
East	26,123	100.0	0.0	6.0
Central	25,209	100.0	0.0	7.4
West	18,809	100.0	0.0	9.9

Provider locations



202 providers at 177 locations

- ▲ Single provider locations
- ▲ Multiple provider locations
- 30 mile radius

Accessibility summary

Accessibility analysis specifications	
Provider group:	Otolaryngology - Adult 202 providers at 177 locations
Member group:	IA Adult Members 67,085 members
Access standard:	1 provider within 60 miles
All members:	67,085 (100.0%) 100.0% with access 0.0% without access

Average distance to a choice of providers for all members					
Number of providers	1	2	3	4	5
Miles	6.9	10.6	13.7	16.4	18.5

Key geographic areas				
Region	Total number of members	All members		
		Percent w	Percent wo	Average distance to 1 provider
East	26,743	100.0	0.0	5.6
Central	24,400	100.0	0.0	6.2
West	15,942	100.0	0.0	10.2

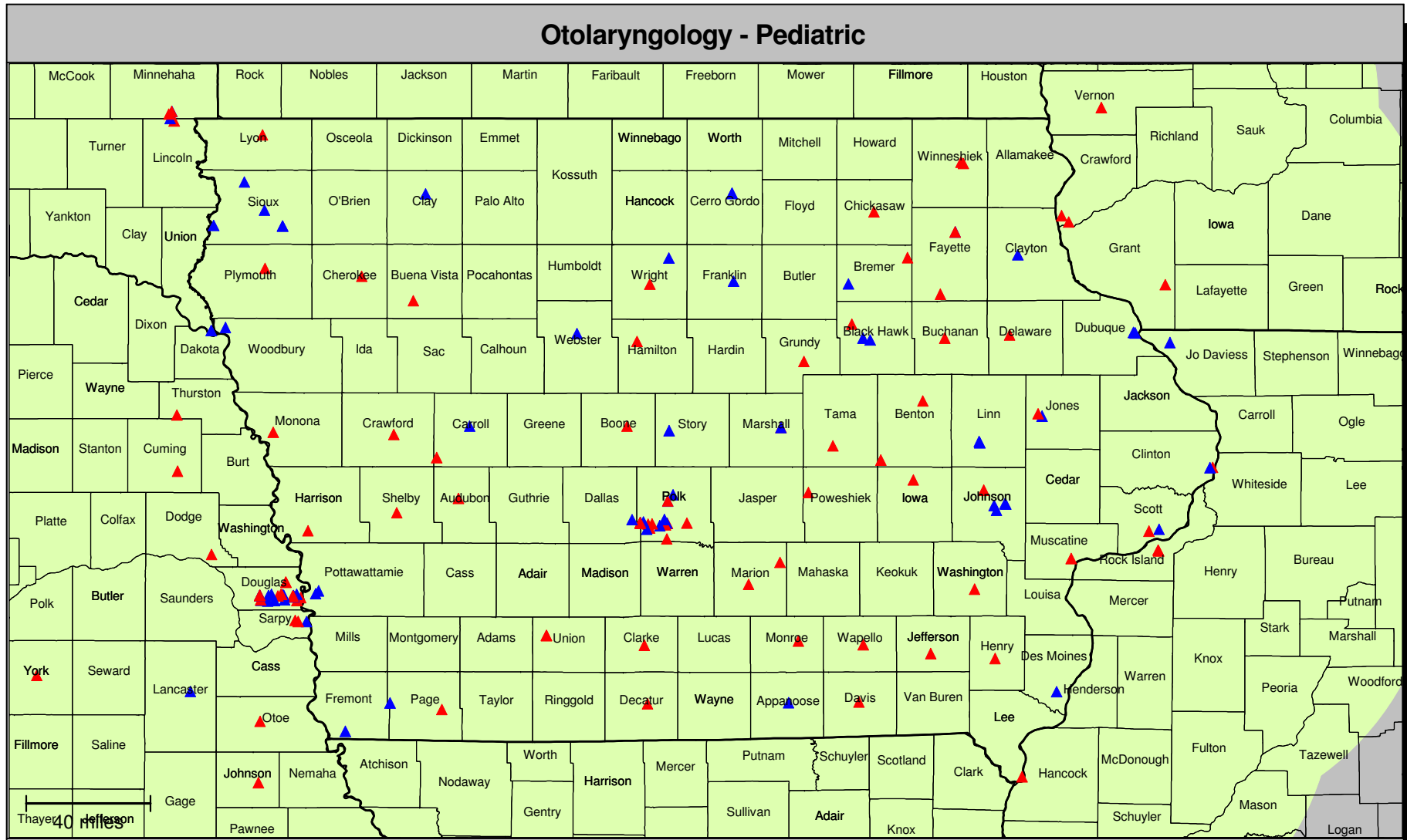
Accessibility summary

Accessibility analysis specifications	
Provider group:	Otolaryngology - Adult 202 providers at 177 locations
Member group:	IA Adult Members 67,085 members
Access standard:	1 provider within 90 miles
All members:	67,085 (100.0%) 100.0% with access 0.0% without access

Average distance to a choice of providers for all members					
Number of providers	1	2	3	4	5
Miles	6.9	10.6	13.7	16.4	18.5

Key geographic areas				
Region	Total number of members	All members		
		Percent w	Percent wo	Average distance to 1 provider
East	26,743	100.0	0.0	5.6
Central	24,400	100.0	0.0	6.2
West	15,942	100.0	0.0	10.2

Provider locations



202 providers at 177 locations

- ▲ Single provider locations
- ▲ Multiple provider locations

90 mile radius

Accessibility summary

Accessibility analysis specifications	
Provider group:	Otolaryngology - Pediatric 202 providers at 177 locations
Member group:	IA Children Members 70,141 members
Access standard:	1 provider within 60 miles
All members:	70,141 (100.0%) 100.0% with access 0.0% without access

Average distance to a choice of providers for all members					
Number of providers	1	2	3	4	5
Miles	7.2	10.9	14.0	16.6	18.6

Key geographic areas				
Region	Total number of members	All members		
		Percent w	Percent wo	Average distance to 1 provider
East	26,123	100.0	0.0	5.9
Central	25,209	100.0	0.0	6.5
West	18,809	100.0	0.0	10.1

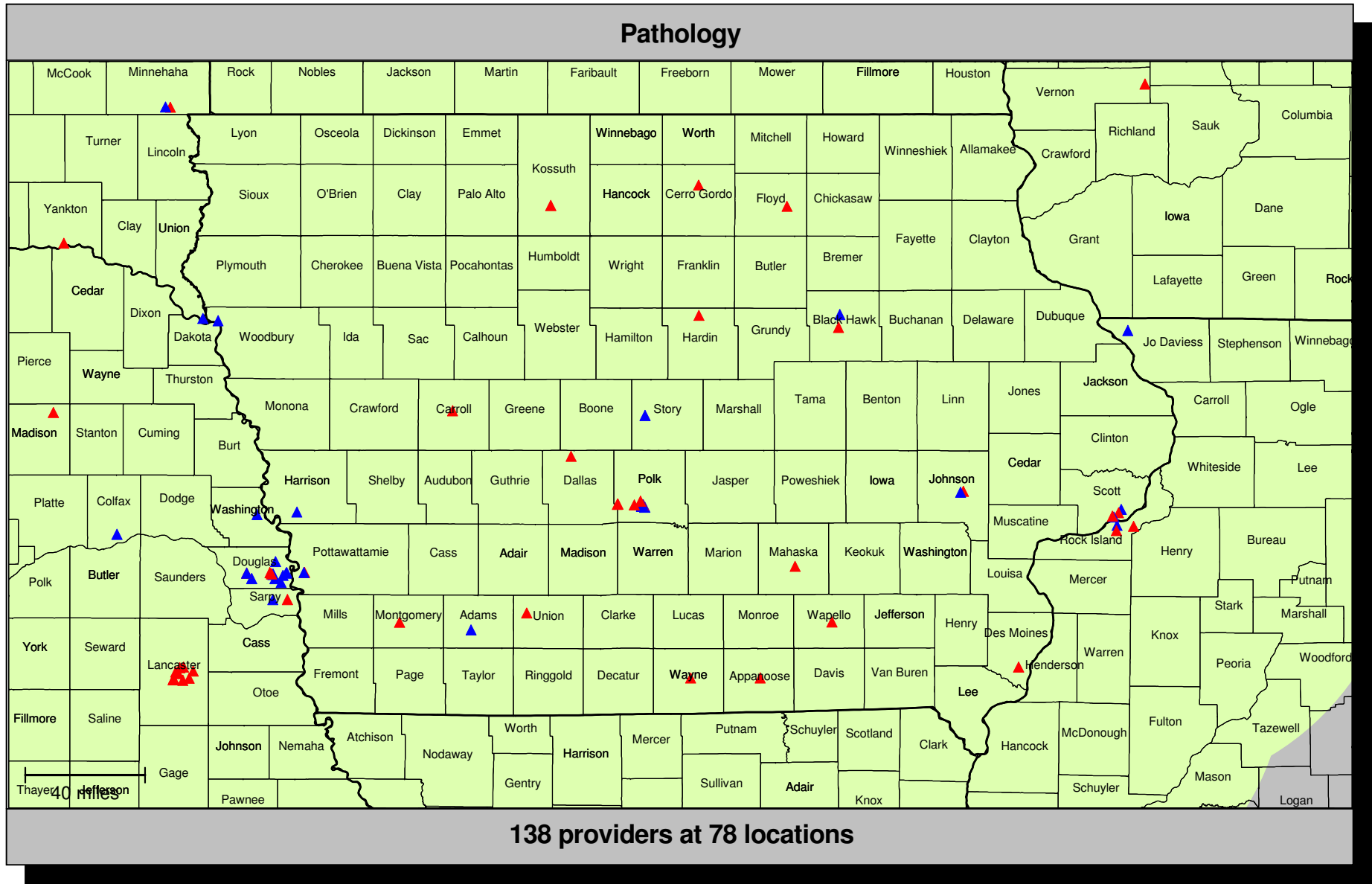
Accessibility summary

Accessibility analysis specifications	
Provider group:	Otolaryngology - Pediatric 202 providers at 177 locations
Member group:	IA Children Members 70,141 members
Access standard:	1 provider within 90 miles
All members:	70,141 (100.0%) 100.0% with access 0.0% without access

Average distance to a choice of providers for all members					
Number of providers	1	2	3	4	5
Miles	7.2	10.9	14.0	16.6	18.6

Key geographic areas				
Region	Total number of members	All members		
		Percent w	Percent wo	Average distance to 1 provider
East	26,123	100.0	0.0	5.9
Central	25,209	100.0	0.0	6.5
West	18,809	100.0	0.0	10.1

Provider locations



Accessibility summary

Accessibility analysis specifications	
Provider group:	Pathology 138 providers at 78 locations
Member group:	IA Mems 156,347 members
Access standard:	1 provider within 60 miles
All members:	156,347 (100.0%) 99.6% with access 0.4% without access

Average distance to a choice of providers for all members					
Number of providers	1	2	3	4	5
Miles	16.6	22.8	25.3	29.8	31.8

Key geographic areas				
Region	Total number of members	All members		
		Percent w	Percent wo	Average distance to 1 provider
East	60,105	99.9	0.1	18.0
Central	56,398	100.0	0.0	11.1
West	39,844	98.6	1.4	22.3

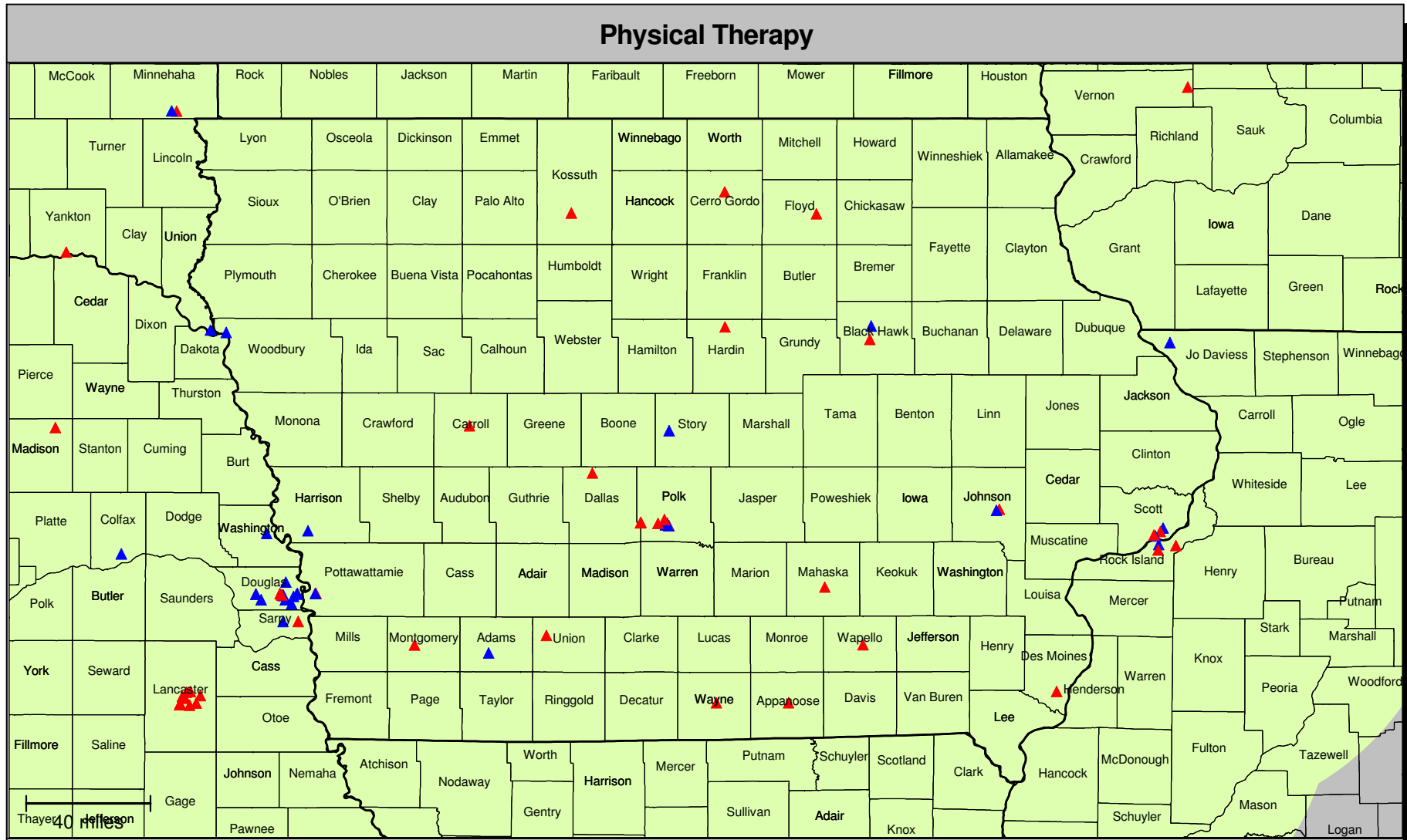
Accessibility summary

Accessibility analysis specifications	
Provider group:	Pathology 138 providers at 78 locations
Member group:	IA Mems 156,347 members
Access standard:	1 provider within 90 miles
All members:	156,347 (100.0%) 100.0% with access 0.0% without access

Average distance to a choice of providers for all members					
Number of providers	1	2	3	4	5
Miles	16.6	22.8	25.3	29.8	31.8

Key geographic areas				
Region	Total number of members	All members		
		Percent w	Percent wo	Average distance to 1 provider
East	60,105	100.0	0.0	18.0
Central	56,398	100.0	0.0	11.1
West	39,844	100.0	0.0	22.3

Provider locations



138 providers at 78 locations

- ▲ Single provider locations
- ▲ Multiple provider locations

90 mile radius

Accessibility summary

Accessibility analysis specifications	
Provider group:	Physical Therapy 138 providers at 78 locations
Member group:	IA Mems 156,347 members
Access standard:	1 provider within 60 miles
All members:	156,347 (100.0%) 99.6% with access 0.4% without access

Average distance to a choice of providers for all members					
Number of providers	1	2	3	4	5
Miles	16.6	22.8	25.3	29.8	31.8

Key geographic areas				
Region	Total number of members	All members		
		Percent w	Percent wo	Average distance to 1 provider
East	60,105	99.9	0.1	18.0
Central	56,398	100.0	0.0	11.1
West	39,844	98.6	1.4	22.3

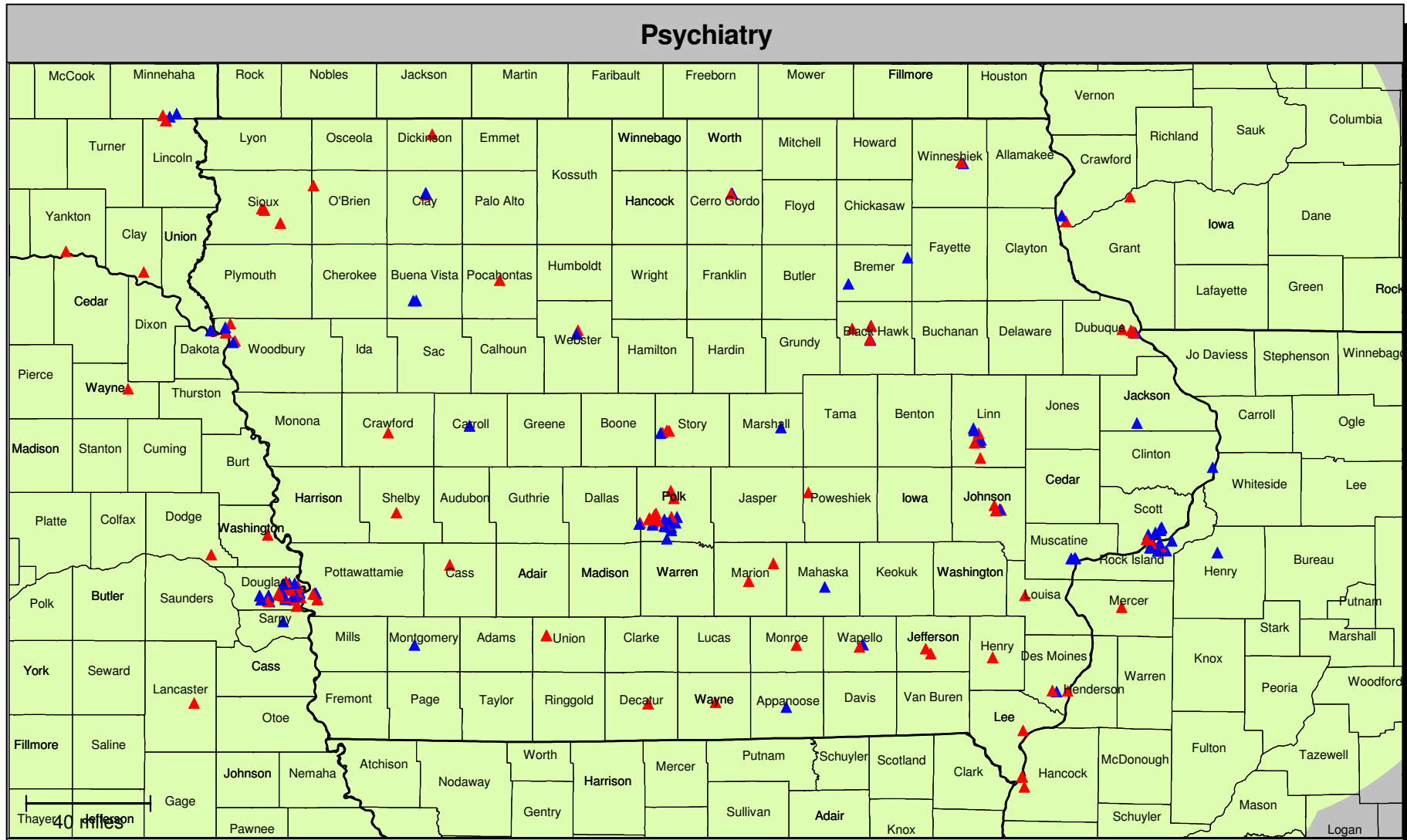
Accessibility summary

Accessibility analysis specifications	
Provider group:	Physical Therapy 138 providers at 78 locations
Member group:	IA Mems 156,347 members
Access standard:	1 provider within 90 miles
All members:	156,347 (100.0%) 100.0% with access 0.0% without access

Average distance to a choice of providers for all members					
Number of providers	1	2	3	4	5
Miles	16.6	22.8	25.3	29.8	31.8

Key geographic areas				
Region	Total number of members	All members		
		Percent w	Percent wo	Average distance to 1 provider
East	60,105	100.0	0.0	18.0
Central	56,398	100.0	0.0	11.1
West	39,844	100.0	0.0	22.3

Provider locations



- ▲ Single provider locations
- ▲ Multiple provider locations

90 mile radius

Accessibility summary

Accessibility analysis specifications	
Provider group:	Psychiatry 398 providers at 243 locations
Member group:	IA Mems 156,347 members
Access standard:	1 provider within 60 miles
All members:	156,347 (100.0%) 100.0% with access 0.0% without access

Average distance to a choice of providers for all members					
Number of providers	1	2	3	4	5
Miles	7.8	9.6	11.8	14.3	15.4

Key geographic areas				
Region	Total number of members	All members		
		Percent w	Percent wo	Average distance to 1 provider
East	60,105	100.0	0.0	5.9
Central	56,398	100.0	0.0	7.3
West	39,844	100.0	0.0	11.6

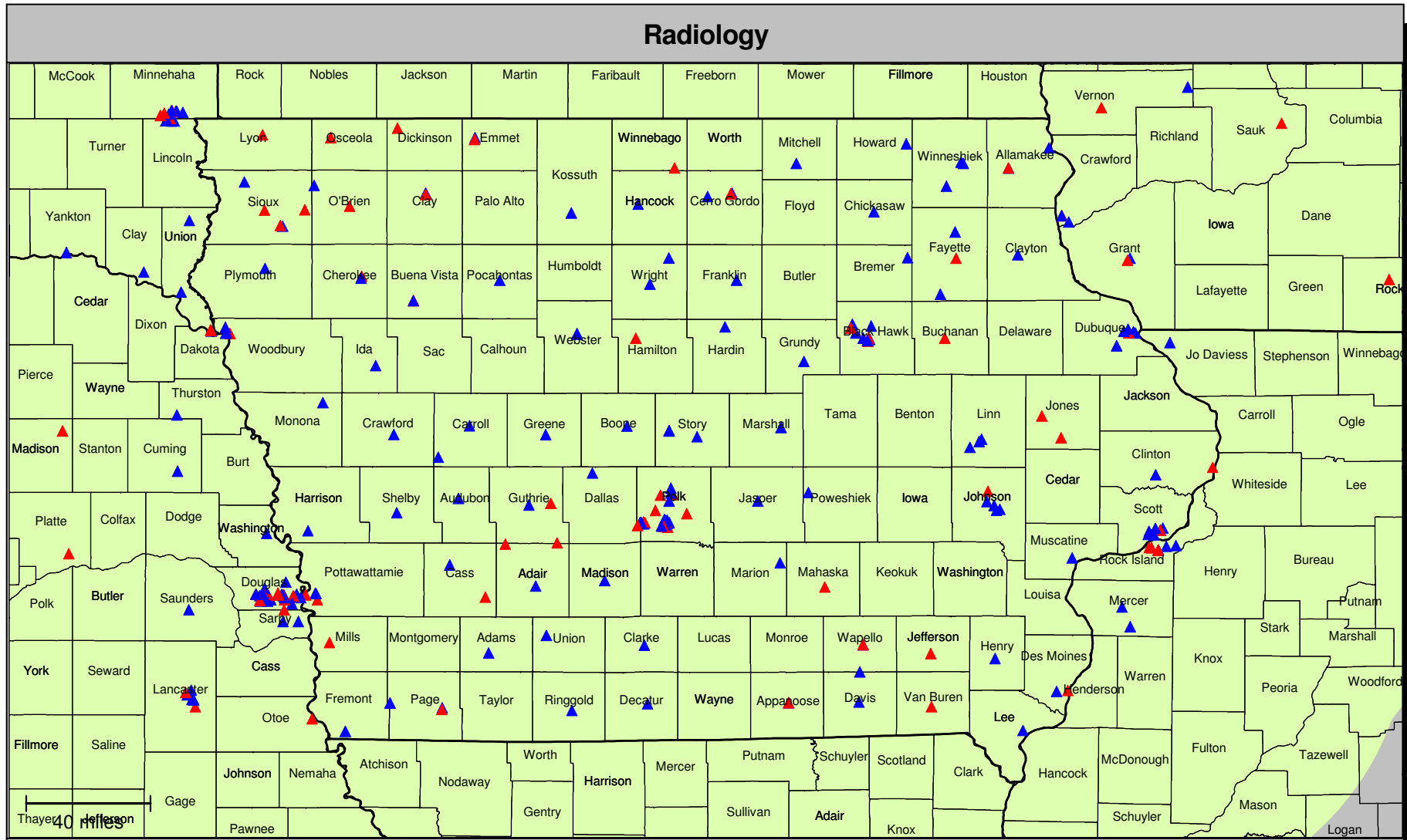
Accessibility summary

Accessibility analysis specifications	
Provider group:	Psychiatry 398 providers at 243 locations
Member group:	IA Mems 156,347 members
Access standard:	1 provider within 90 miles
All members:	156,347 (100.0%) 100.0% with access 0.0% without access

Average distance to a choice of providers for all members					
Number of providers	1	2	3	4	5
Miles	7.8	9.6	11.8	14.3	15.4

Key geographic areas				
Region	Total number of members	All members		
		Percent w	Percent wo	Average distance to 1 provider
East	60,105	100.0	0.0	5.9
Central	56,398	100.0	0.0	7.3
West	39,844	100.0	0.0	11.6

Provider locations



Accessibility summary

Accessibility analysis specifications	
Provider group:	Radiology 757 providers at 321 locations
Member group:	IA Mems 156,347 members
Access standard:	1 provider within 60 miles
All members:	156,347 (100.0%) 100.0% with access 0.0% without access

Average distance to a choice of providers for all members					
Number of providers	1	2	3	4	5
Miles	5.6	6.8	7.5	7.9	8.4

Key geographic areas				
Region	Total number of members	All members		
		Percent w	Percent wo	Average distance to 1 provider
East	60,105	100.0	0.0	5.1
Central	56,398	100.0	0.0	5.9
West	39,844	100.0	0.0	6.0

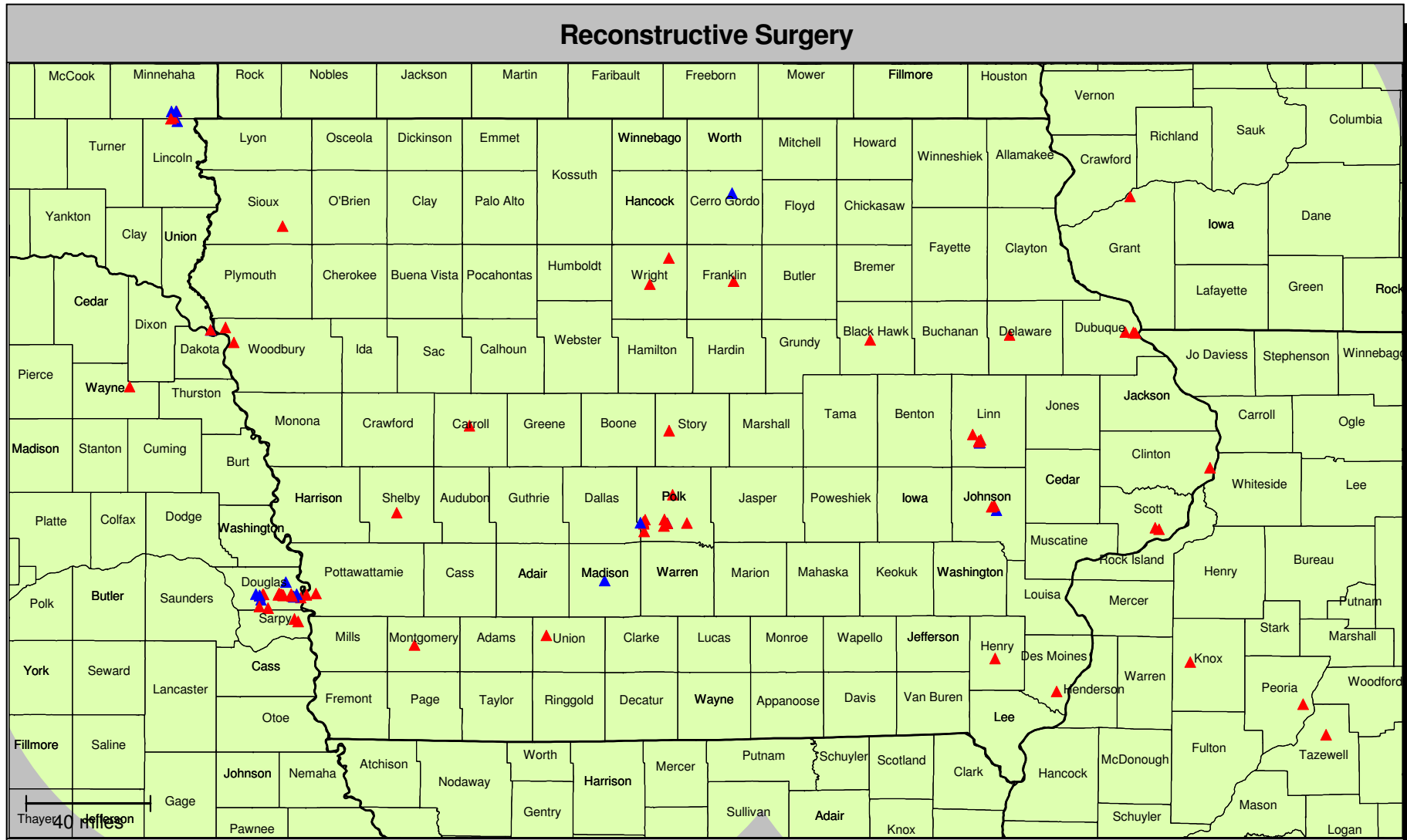
Accessibility summary

Accessibility analysis specifications	
Provider group:	Radiology 757 providers at 321 locations
Member group:	IA Mems 156,347 members
Access standard:	1 provider within 90 miles
All members:	156,347 (100.0%) 100.0% with access 0.0% without access

Average distance to a choice of providers for all members					
Number of providers	1	2	3	4	5
Miles	5.6	6.8	7.5	7.9	8.4

Key geographic areas				
Region	Total number of members	All members		
		Percent w	Percent wo	Average distance to 1 provider
East	60,105	100.0	0.0	5.1
Central	56,398	100.0	0.0	5.9
West	39,844	100.0	0.0	6.0

Provider locations



- ▲ Single provider locations
- ▲ Multiple provider locations

■ 90 mile radius

Accessibility summary

Accessibility analysis specifications	
Provider group:	Reconstructive Surgery 63 providers at 89 locations
Member group:	IA Mems 156,347 members
Access standard:	1 provider within 60 miles
All members:	156,347 (100.0%) 98.0% with access 2.0% without access

Average distance to a choice of providers for all members					
Number of providers	1	2	3	4	5
Miles	15.8	23.9	29.1	33.0	35.3

Key geographic areas				
Region	Total number of members	All members		
		Percent w	Percent wo	Average distance to 1 provider
East	60,105	99.6	0.4	11.1
Central	56,398	97.1	2.9	17.3
West	39,844	96.8	3.2	20.7

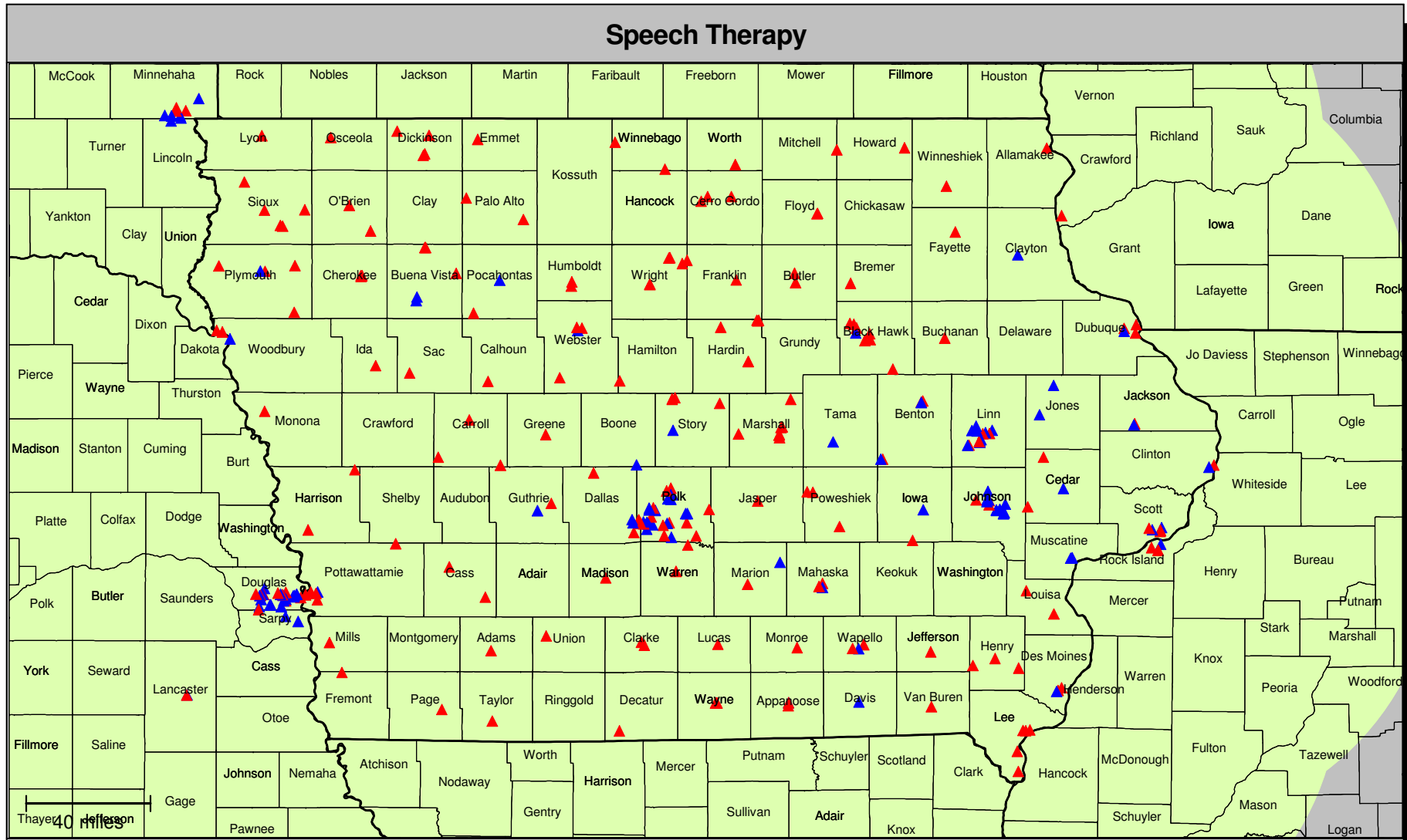
Accessibility summary

Accessibility analysis specifications	
Provider group:	Reconstructive Surgery 63 providers at 89 locations
Member group:	IA Mems 156,347 members
Access standard:	1 provider within 90 miles
All members:	156,347 (100.0%) 100.0% with access 0.0% without access

Average distance to a choice of providers for all members					
Number of providers	1	2	3	4	5
Miles	15.8	23.9	29.1	33.0	35.3

Key geographic areas				
Region	Total number of members	All members		
		Percent w	Percent wo	Average distance to 1 provider
East	60,105	100.0	0.0	11.1
Central	56,398	100.0	0.0	17.3
West	39,844	100.0	0.0	20.7

Provider locations



- ▲ Single provider locations
- ▲ Multiple provider locations

□ 90 mile radius

Accessibility summary

Accessibility analysis specifications	
Provider group:	Speech Therapy 352 providers at 304 locations
Member group:	IA Mems 156,347 members
Access standard:	1 provider within 60 miles
All members:	156,347 (100.0%) 100.0% with access 0.0% without access

Average distance to a choice of providers for all members					
Number of providers	1	2	3	4	5
Miles	4.6	7.5	9.2	10.6	12.2

Key geographic areas				
Region	Total number of members	All members		
		Percent w	Percent wo	Average distance to 1 provider
East	60,105	100.0	0.0	4.3
Central	56,398	100.0	0.0	3.6
West	39,844	100.0	0.0	6.4

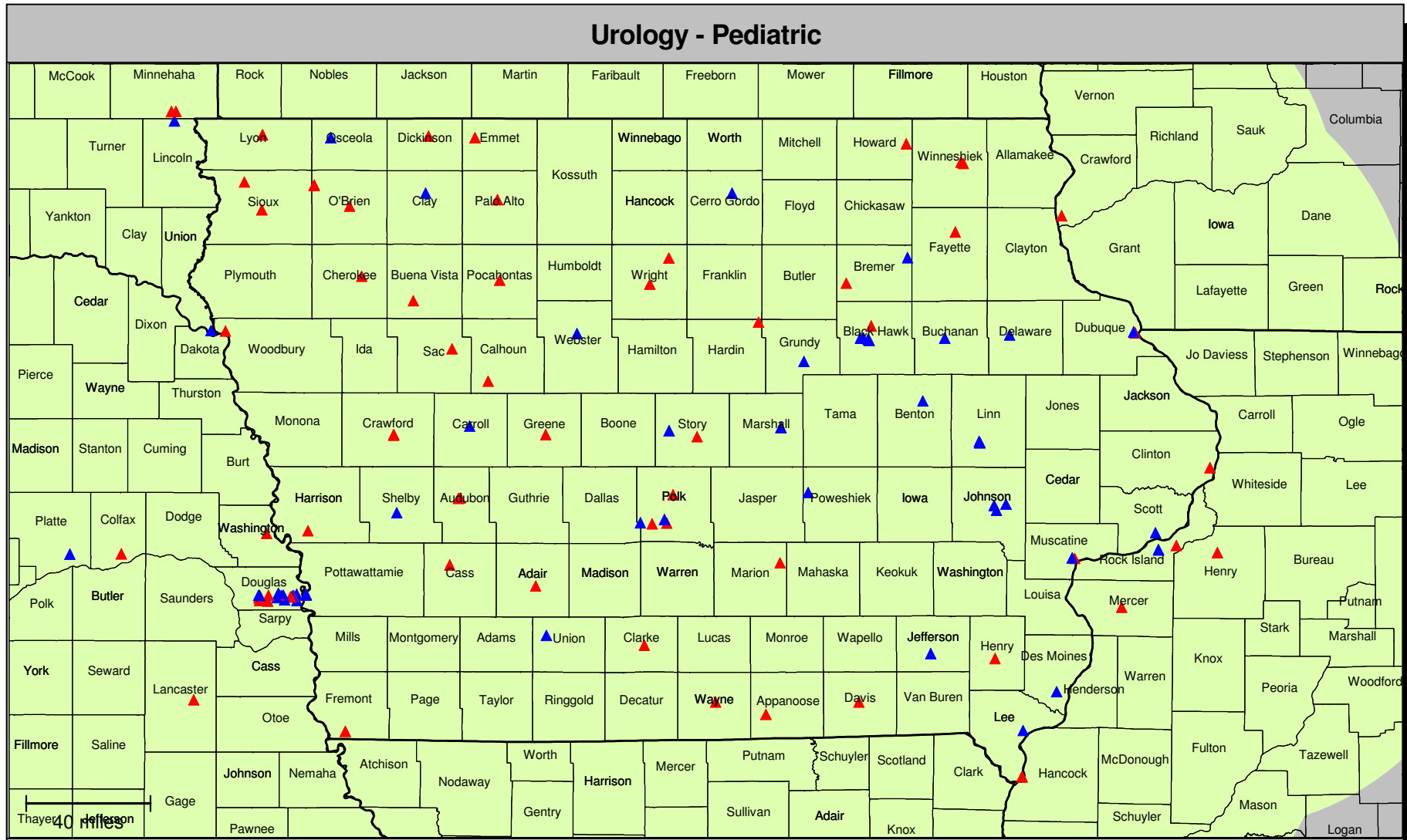
Accessibility summary

Accessibility analysis specifications	
Provider group:	Speech Therapy 352 providers at 304 locations
Member group:	IA Mems 156,347 members
Access standard:	1 provider within 90 miles
All members:	156,347 (100.0%) 100.0% with access 0.0% without access

Average distance to a choice of providers for all members					
Number of providers	1	2	3	4	5
Miles	4.6	7.5	9.2	10.6	12.2

Key geographic areas				
Region	Total number of members	All members		
		Percent w	Percent wo	Average distance to 1 provider
East	60,105	100.0	0.0	4.3
Central	56,398	100.0	0.0	3.6
West	39,844	100.0	0.0	6.4

Provider locations



- ▲ Single provider locations
- ▲ Multiple provider locations

◻ 90 mile radius

Accessibility summary

Accessibility analysis specifications	
Provider group:	Urology - Pediatric 149 providers at 132 locations
Member group:	IA Children Members 70,141 members
Access standard:	1 provider within 60 miles
All members:	70,141 (100.0%) 100.0% with access 0.0% without access

Average distance to a choice of providers for all members					
Number of providers	1	2	3	4	5
Miles	8.4	11.7	13.7	15.8	19.3

Key geographic areas				
Region	Total number of members	All members		
		Percent w	Percent wo	Average distance to 1 provider
East	26,123	100.0	0.0	6.8
Central	25,209	100.0	0.0	9.0
West	18,809	100.0	0.0	9.7

Accessibility summary

Accessibility analysis specifications	
Provider group:	Urology - Pediatric 149 providers at 132 locations
Member group:	IA Children Members 70,141 members
Access standard:	1 provider within 90 miles
All members:	70,141 (100.0%) 100.0% with access 0.0% without access

Average distance to a choice of providers for all members					
Number of providers	1	2	3	4	5
Miles	8.4	11.7	13.7	15.8	19.3

Key geographic areas				
Region	Total number of members	All members		
		Percent w	Percent wo	Average distance to 1 provider
East	26,123	100.0	0.0	6.8
Central	25,209	100.0	0.0	9.0
West	18,809	100.0	0.0	9.7