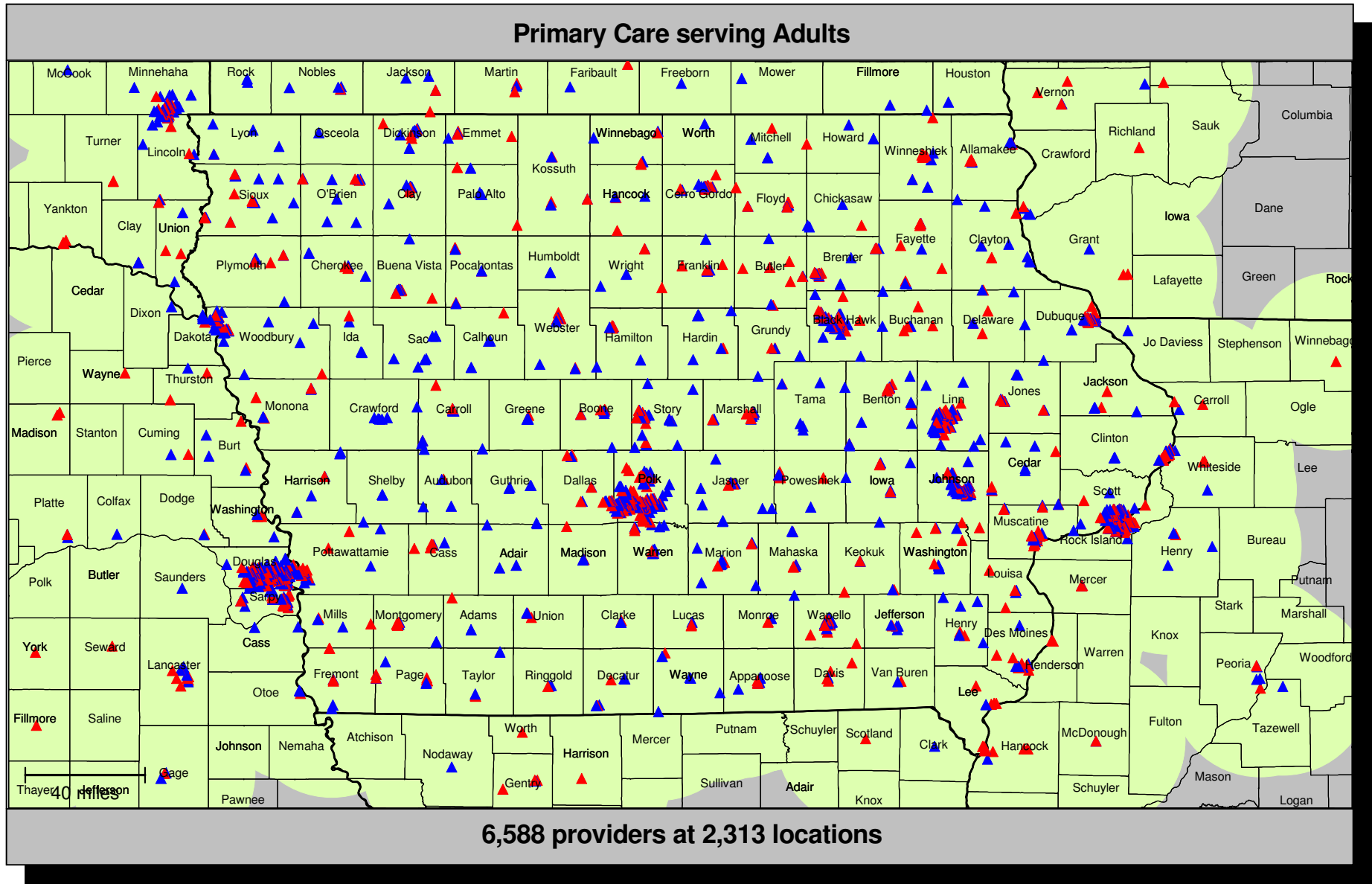


# Provider locations



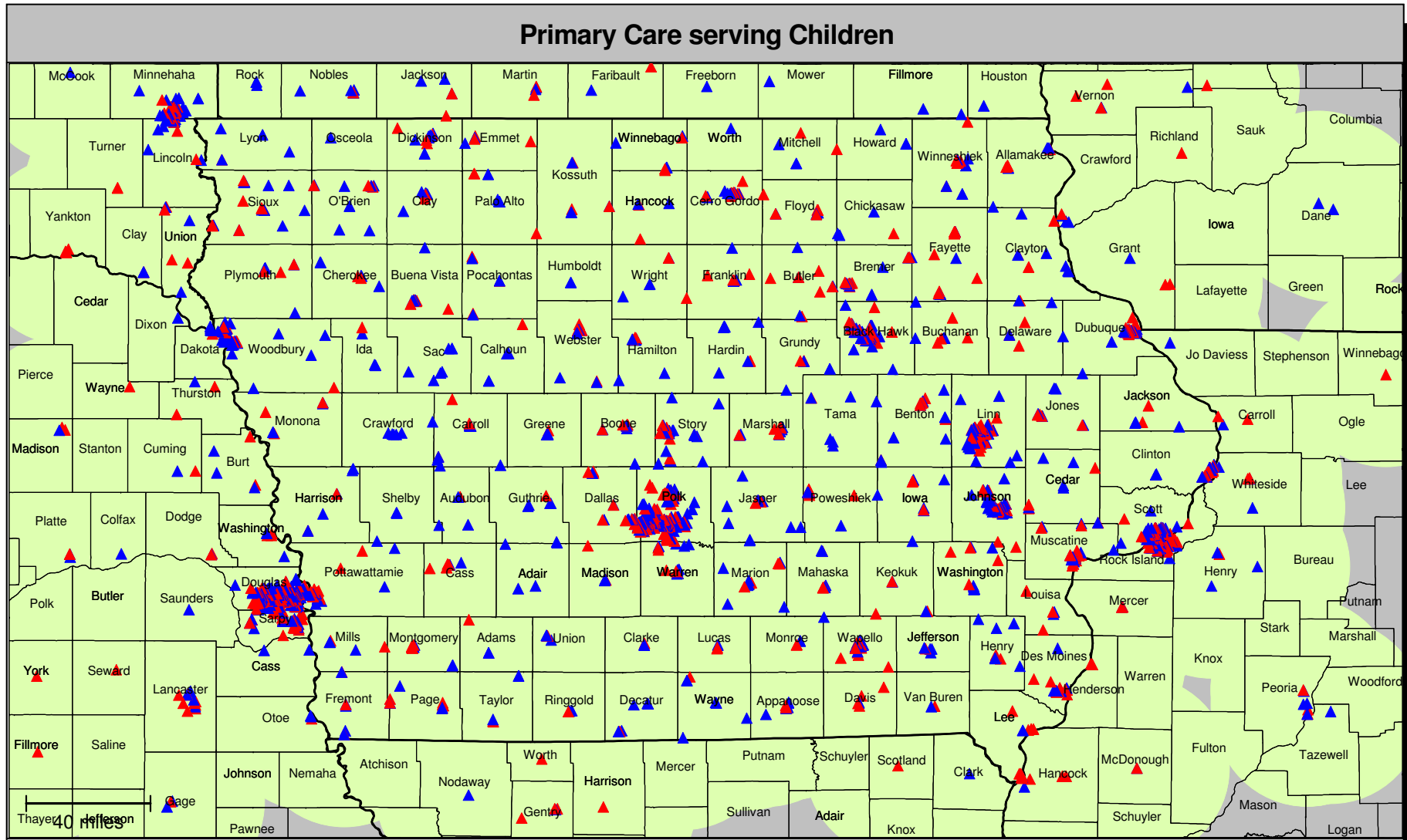
## Accessibility summary

Accessibility analysis specifications	
Provider group:	<b>Primary Care serving Adults</b> 6,588 providers at 2,313 locations
Member group:	<b>IA Adult Members</b> 67,085 members
Access standard:	<b>1 provider within 30 miles</b>
All members:	67,085 (100.0%) 100.0% with access 0.0% without access

Average distance to a choice of providers for all members					
Number of providers	1	2	3	4	5
Miles	1.7	2.0	2.2	2.4	2.6

Key geographic areas				
Region	Total number of members	All members		
		Percent w	Percent wo	Average distance to 1 provider
East	26,743	100.0	0.0	1.5
Central	24,400	100.0	0.0	1.5
West	15,942	100.0	0.0	2.3

# Provider locations



7,680 providers at 2,408 locations

- ▲ Single provider locations
- ▲ Multiple provider locations
- 30 mile radius

## Accessibility summary

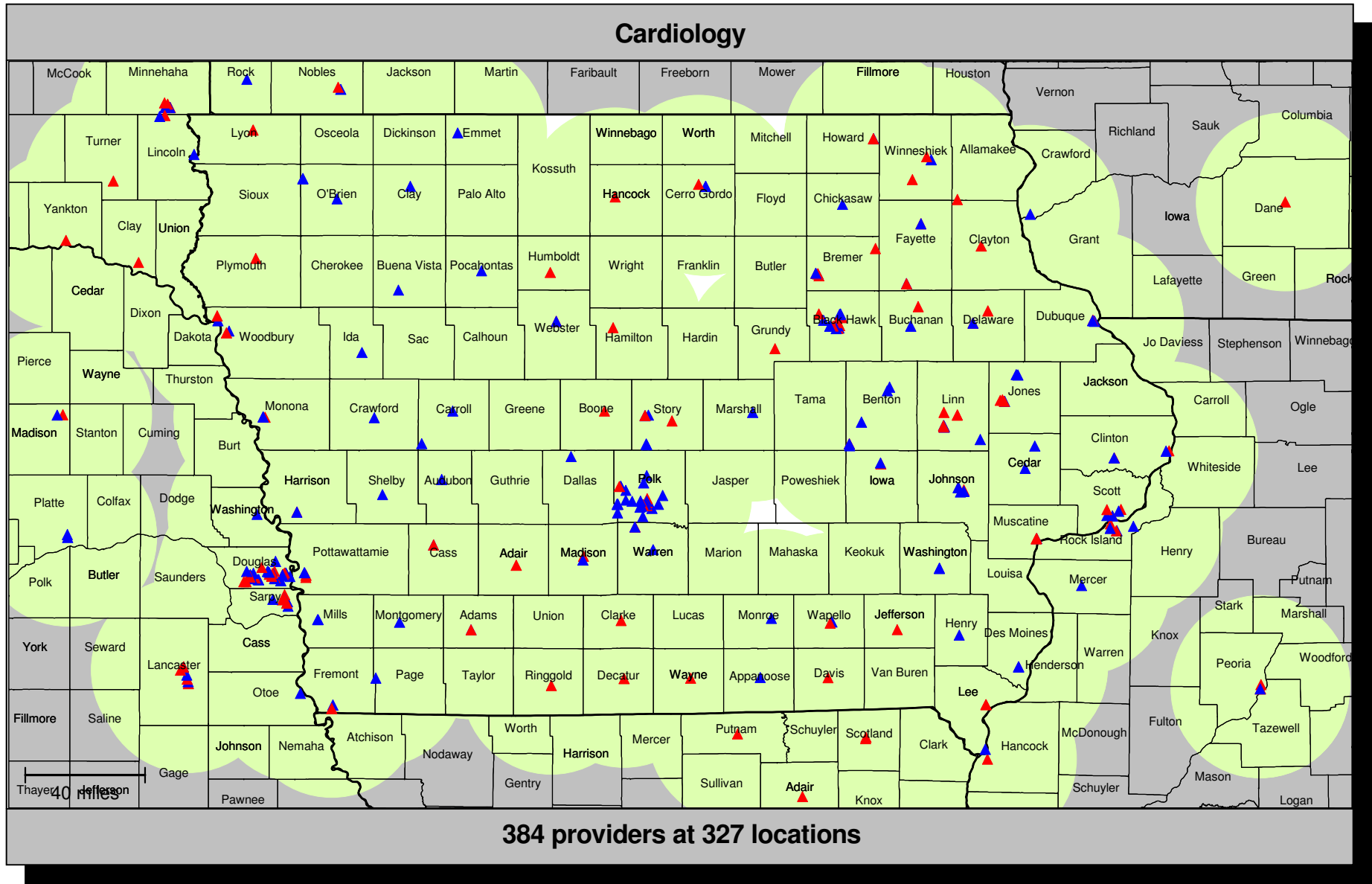
Accessibility analysis specifications	
Provider group:	<b>Primary Care serving Children</b> 7,680 providers at 2,408 locations
Member group:	<b>IA Children Members</b> 70,141 members
Access standard:	<b>1 provider within 30 miles</b>
All members:	70,141 (100.0%) 100.0% with access 0.0% without access

Average distance to a choice of providers for all members					
Number of providers	1	2	3	4	5
Miles	1.7	2.0	2.3	2.5	2.7

Key geographic areas				
Region	Total number of members	All members		
		Percent w	Percent wo	Average distance to 1 provider
East	26,123	100.0	0.0	1.5
Central	25,209	100.0	0.0	1.6
West	18,809	100.0	0.0	2.3



# Provider locations



- ▲ Single provider locations
- ▲ Multiple provider locations

■ 30 mile radius

## Accessibility summary

Accessibility analysis specifications	
Provider group:	<b>Cardiology</b> 384 providers at 327 locations
Member group:	<b>IA Mems</b> 156,347 members
Access standard:	<b>1 provider within 60 miles</b>
All members:	156,347 (100.0%) 100.0% with access 0.0% without access

Average distance to a choice of providers for all members					
Number of providers	1	2	3	4	5
Miles	6.0	7.2	8.6	9.3	10.5

Key geographic areas				
Region	Total number of members	All members		
		Percent w	Percent wo	Average distance to 1 provider
East	60,105	100.0	0.0	4.1
Central	56,398	100.0	0.0	6.7
West	39,844	100.0	0.0	7.9

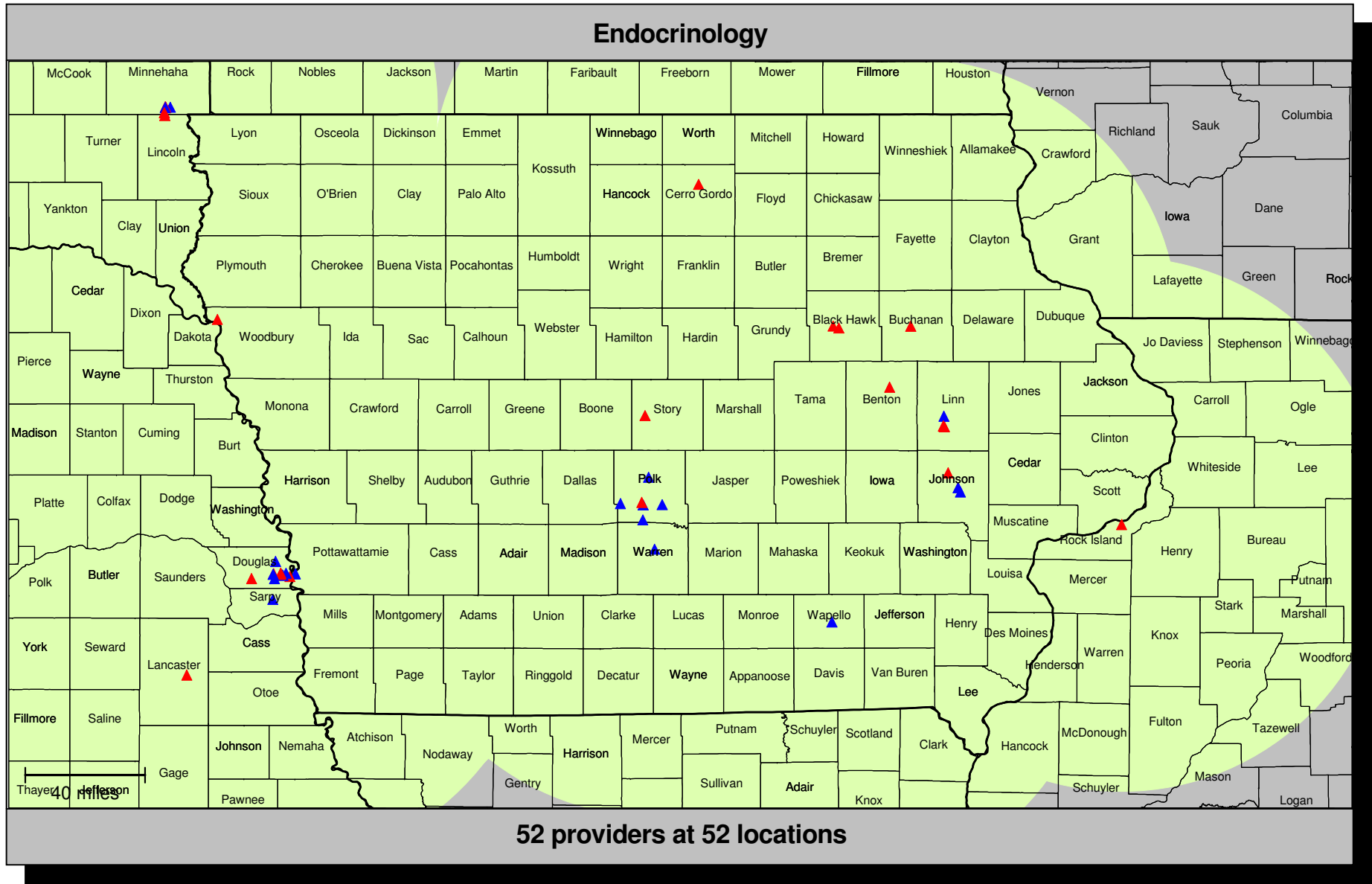
## Accessibility summary

Accessibility analysis specifications	
Provider group:	<b>Cardiology</b> 384 providers at 327 locations
Member group:	<b>IA Mems</b> 156,347 members
Access standard:	<b>1 provider within 90 miles</b>
All members:	156,347 (100.0%) 100.0% with access 0.0% without access

Average distance to a choice of providers for all members					
Number of providers	1	2	3	4	5
Miles	6.0	7.2	8.6	9.3	10.5

Key geographic areas				
Region	Total number of members	All members		
		Percent w	Percent wo	Average distance to 1 provider
East	60,105	100.0	0.0	4.1
Central	56,398	100.0	0.0	6.7
West	39,844	100.0	0.0	7.9

# Provider locations



## Accessibility summary

Accessibility analysis specifications	
Provider group:	<b>Endocrinology</b> 52 providers at 52 locations
Member group:	<b>IA Mems</b> 156,347 members
Access standard:	<b>1 provider within 60 miles</b>
All members:	156,347 (100.0%) 89.0% with access 11.0% without access

Average distance to a choice of providers for all members					
Number of providers	1	2	3	4	5
Miles	22.8	34.8	36.6	41.0	43.1

Key geographic areas				
Region	Total number of members	All members		
		Percent w	Percent wo	Average distance to 1 provider
East	60,105	86.1	13.9	22.8
Central	56,398	100.0	0.0	13.1
West	39,844	77.7	22.3	36.7

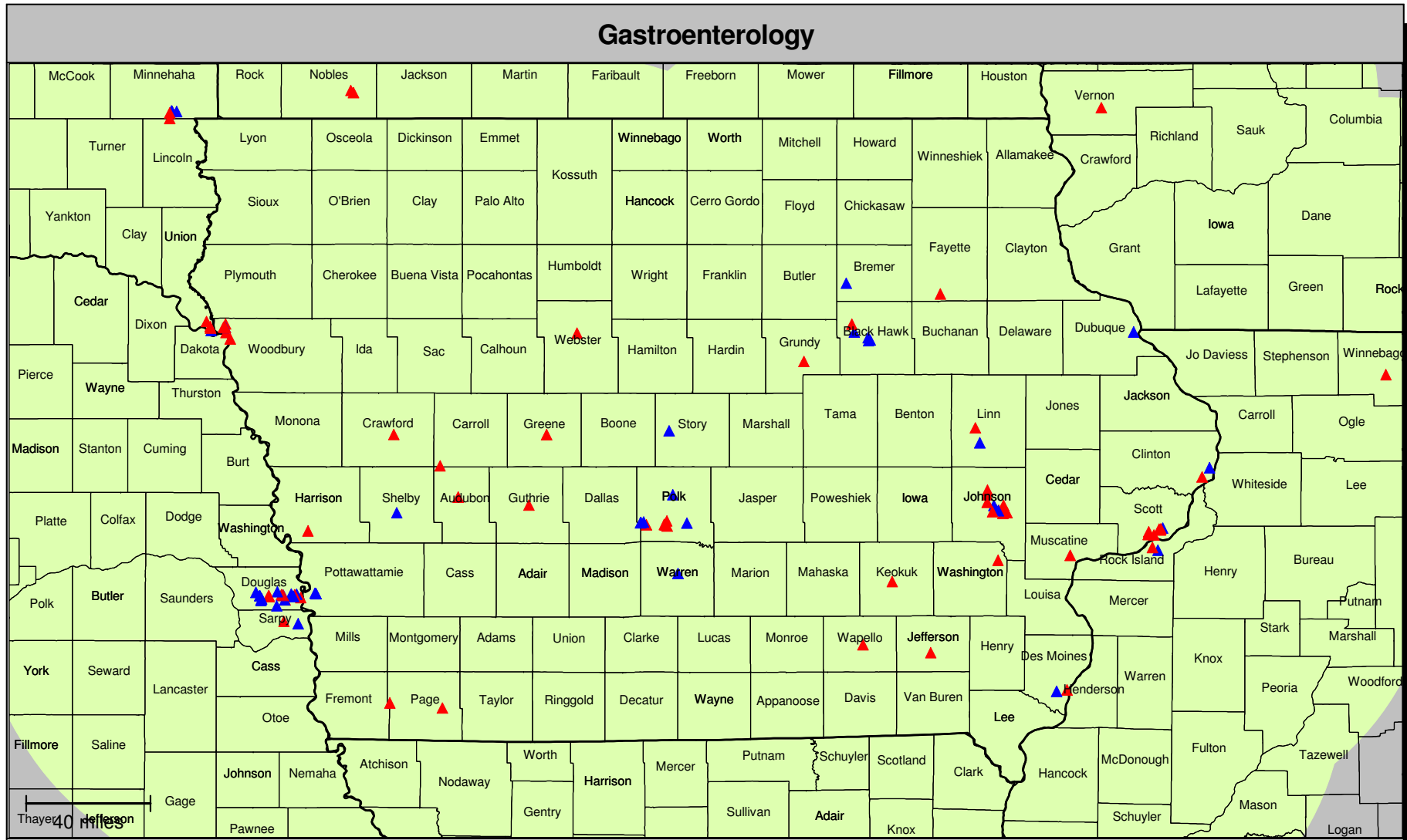
## Accessibility summary

Accessibility analysis specifications	
Provider group:	<b>Endocrinology</b> 52 providers at 52 locations
Member group:	<b>IA Mems</b> 156,347 members
Access standard:	<b>1 provider within 90 miles</b>
All members:	156,347 (100.0%) 100.0% with access 0.0% without access

Average distance to a choice of providers for all members					
Number of providers	1	2	3	4	5
Miles	22.8	34.8	36.6	41.0	43.1

Key geographic areas				
Region	Total number of members	All members		
		Percent w	Percent wo	Average distance to 1 provider
East	60,105	100.0	0.0	22.8
Central	56,398	100.0	0.0	13.1
West	39,844	99.9	0.1	36.7

# Provider locations



- ▲ Single provider locations
- ▲ Multiple provider locations

90 mile radius

## Accessibility summary

Accessibility analysis specifications	
Provider group:	<b>Gastroenterology</b> 172 providers at 124 locations
Member group:	<b>IA Mems</b> 156,347 members
Access standard:	<b>1 provider within 60 miles</b>
All members:	156,347 (100.0%) 98.9% with access 1.1% without access

Average distance to a choice of providers for all members					
Number of providers	1	2	3	4	5
Miles	13.4	17.6	20.1	23.5	24.7

Key geographic areas				
Region	Total number of members	All members		
		Percent w	Percent wo	Average distance to 1 provider
East	60,105	100.0	0.0	8.5
Central	56,398	98.7	1.3	14.1
West	39,844	97.6	2.4	19.9



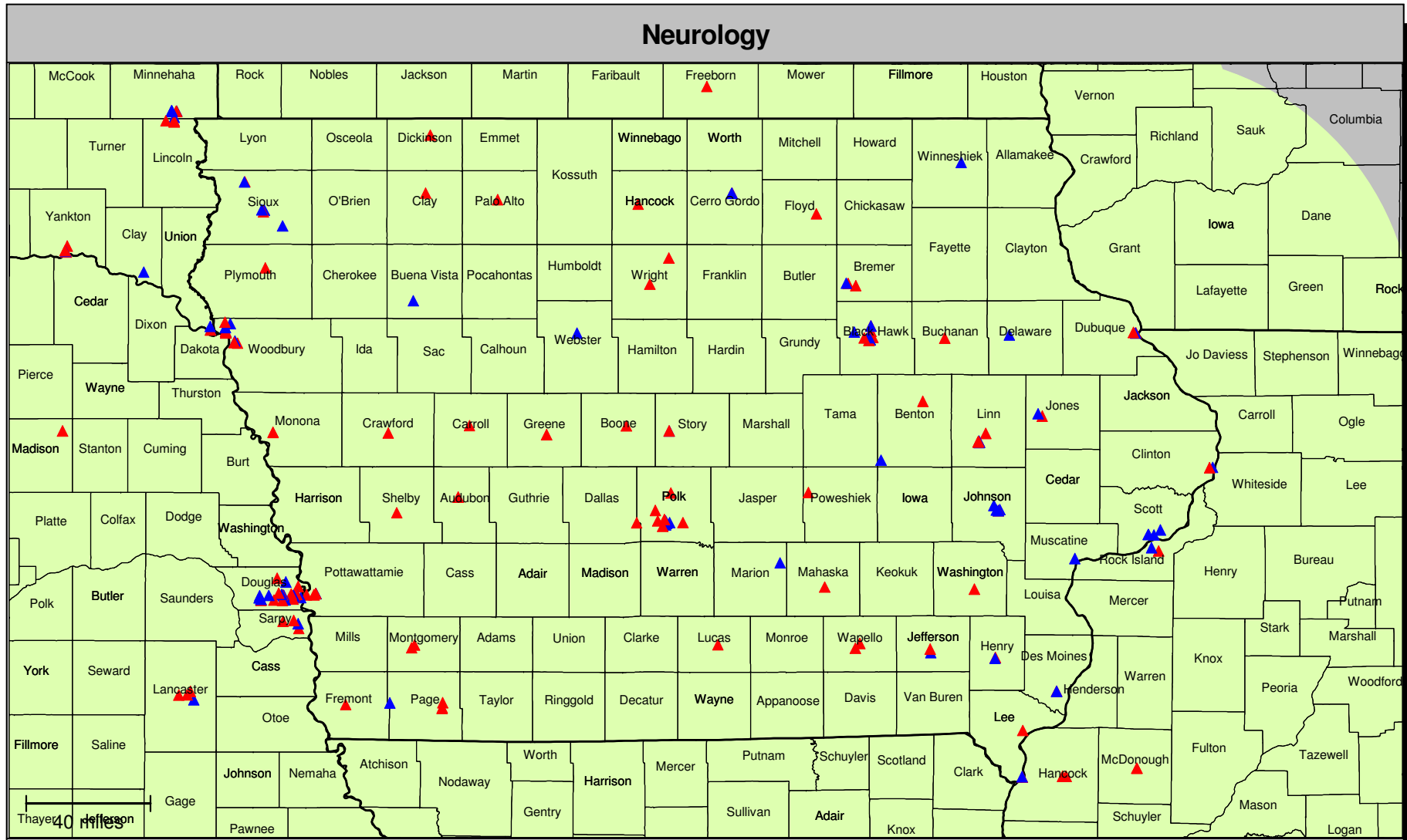
## Accessibility summary

Accessibility analysis specifications	
Provider group:	<b>Gastroenterology</b> 172 providers at 124 locations
Member group:	<b>IA Mems</b> 156,347 members
Access standard:	<b>1 provider within 90 miles</b>
All members:	156,347 (100.0%) 100.0% with access 0.0% without access

Average distance to a choice of providers for all members					
Number of providers	1	2	3	4	5
Miles	13.4	17.6	20.1	23.5	24.7

Key geographic areas				
Region	Total number of members	All members		
		Percent w	Percent wo	Average distance to 1 provider
East	60,105	100.0	0.0	8.5
Central	56,398	100.0	0.0	14.1
West	39,844	100.0	0.0	19.9

# Provider locations



284 providers at 217 locations

- ▲ Single provider locations
- ▲ Multiple provider locations

90 mile radius

## Accessibility summary

Accessibility analysis specifications	
Provider group:	<b>Neurology</b> 284 providers at 217 locations
Member group:	<b>IA Mems</b> 156,347 members
Access standard:	<b>1 provider within 60 miles</b>
All members:	156,347 (100.0%) 100.0% with access 0.0% without access

Average distance to a choice of providers for all members					
Number of providers	1	2	3	4	5
Miles	8.1	11.0	13.5	15.2	16.3

Key geographic areas				
Region	Total number of members	All members		
		Percent w	Percent wo	Average distance to 1 provider
East	60,105	100.0	0.0	5.8
Central	56,398	100.0	0.0	8.5
West	39,844	100.0	0.0	10.9

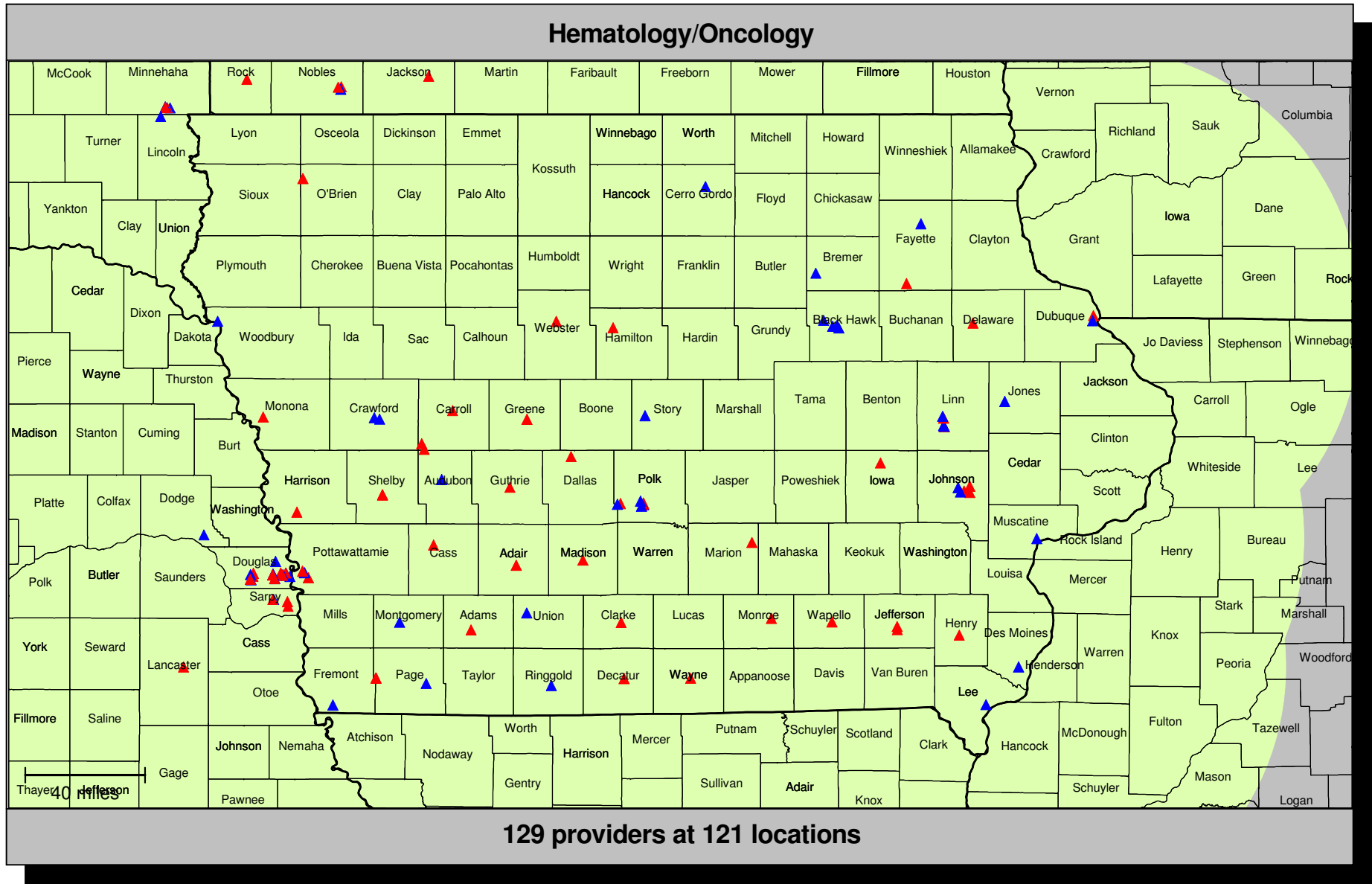
## Accessibility summary

Accessibility analysis specifications	
Provider group:	<b>Neurology</b> 284 providers at 217 locations
Member group:	<b>IA Mems</b> 156,347 members
Access standard:	<b>1 provider within 90 miles</b>
All members:	156,347 (100.0%) 100.0% with access 0.0% without access

Average distance to a choice of providers for all members					
Number of providers	1	2	3	4	5
Miles	8.1	11.0	13.5	15.2	16.3

Key geographic areas				
Region	Total number of members	All members		
		Percent w	Percent wo	Average distance to 1 provider
East	60,105	100.0	0.0	5.8
Central	56,398	100.0	0.0	8.5
West	39,844	100.0	0.0	10.9

# Provider locations



## Accessibility summary

Accessibility analysis specifications	
Provider group:	<b>Hematology/Oncology</b> 129 providers at 121 locations
Member group:	<b>IA Mems</b> 156,347 members
Access standard:	<b>1 provider within 60 miles</b>
All members:	156,347 (100.0%) 99.7% with access 0.3% without access

Average distance to a choice of providers for all members					
Number of providers	1	2	3	4	5
Miles	12.5	15.5	19.5	23.0	27.0

Key geographic areas				
Region	Total number of members	All members		
		Percent w	Percent wo	Average distance to 1 provider
East	60,105	99.2	0.8	13.9
Central	56,398	100.0	0.0	10.9
West	39,844	100.0	0.0	12.6

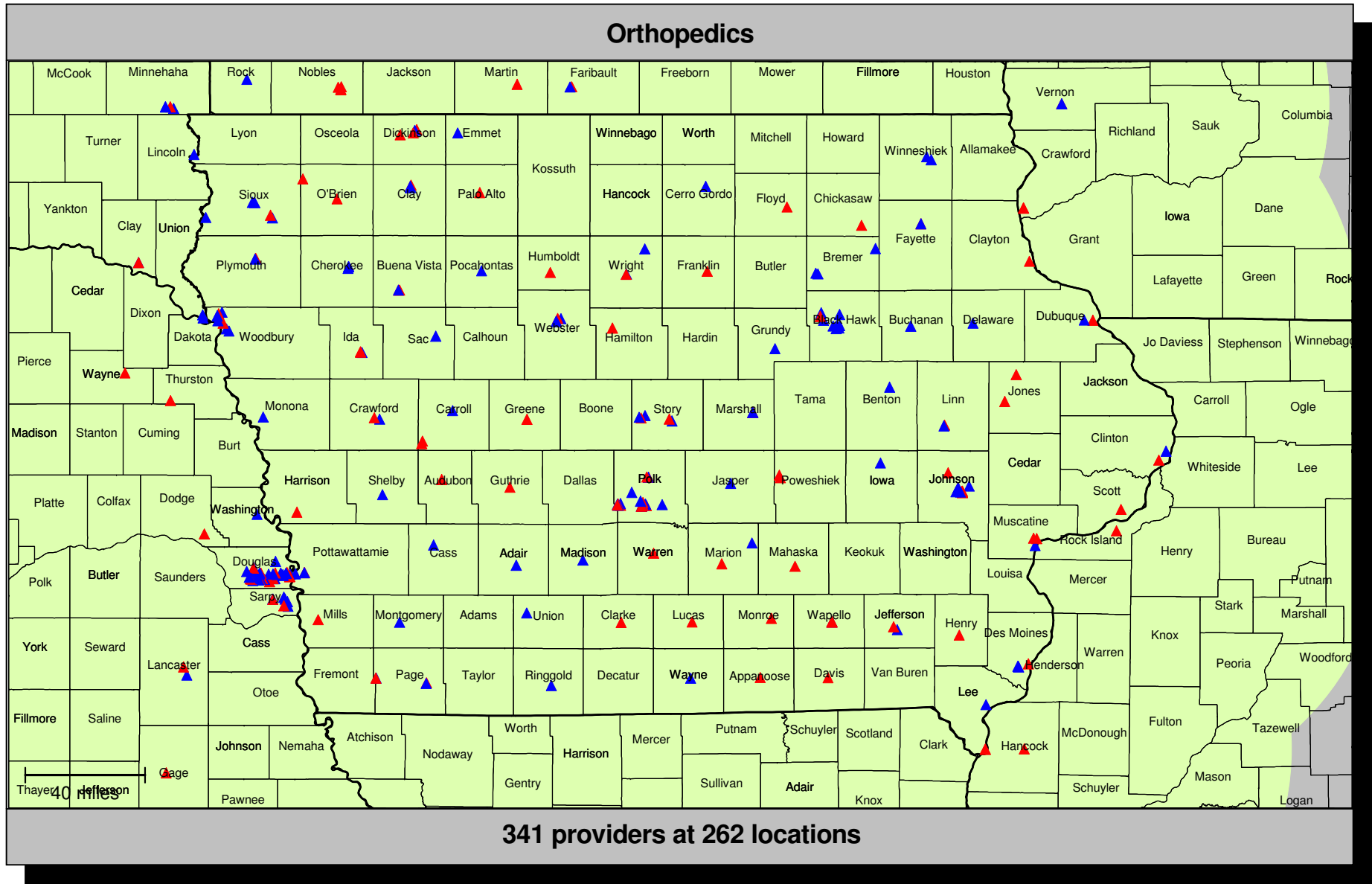
## Accessibility summary

Accessibility analysis specifications	
Provider group:	<b>Hematology/Oncology</b> 129 providers at 121 locations
Member group:	<b>IA Mems</b> 156,347 members
Access standard:	<b>1 provider within 90 miles</b>
All members:	156,347 (100.0%) 100.0% with access 0.0% without access

Average distance to a choice of providers for all members					
Number of providers	1	2	3	4	5
Miles	12.5	15.5	19.5	23.0	27.0

Key geographic areas				
Region	Total number of members	All members		
		Percent w	Percent wo	Average distance to 1 provider
East	60,105	100.0	0.0	13.9
Central	56,398	100.0	0.0	10.9
West	39,844	100.0	0.0	12.6

# Provider locations





## Accessibility summary

Accessibility analysis specifications	
Provider group:	<b>Orthopedics</b> 341 providers at 262 locations
Member group:	<b>IA Mems</b> 156,347 members
Access standard:	<b>1 provider within 60 miles</b>
All members:	156,347 (100.0%) 100.0% with access 0.0% without access

Average distance to a choice of providers for all members					
Number of providers	1	2	3	4	5
Miles	5.9	7.8	10.2	12.4	13.9

Key geographic areas				
Region	Total number of members	All members		
		Percent w	Percent wo	Average distance to 1 provider
East	60,105	100.0	0.0	6.1
Central	56,398	100.0	0.0	5.4
West	39,844	100.0	0.0	6.2

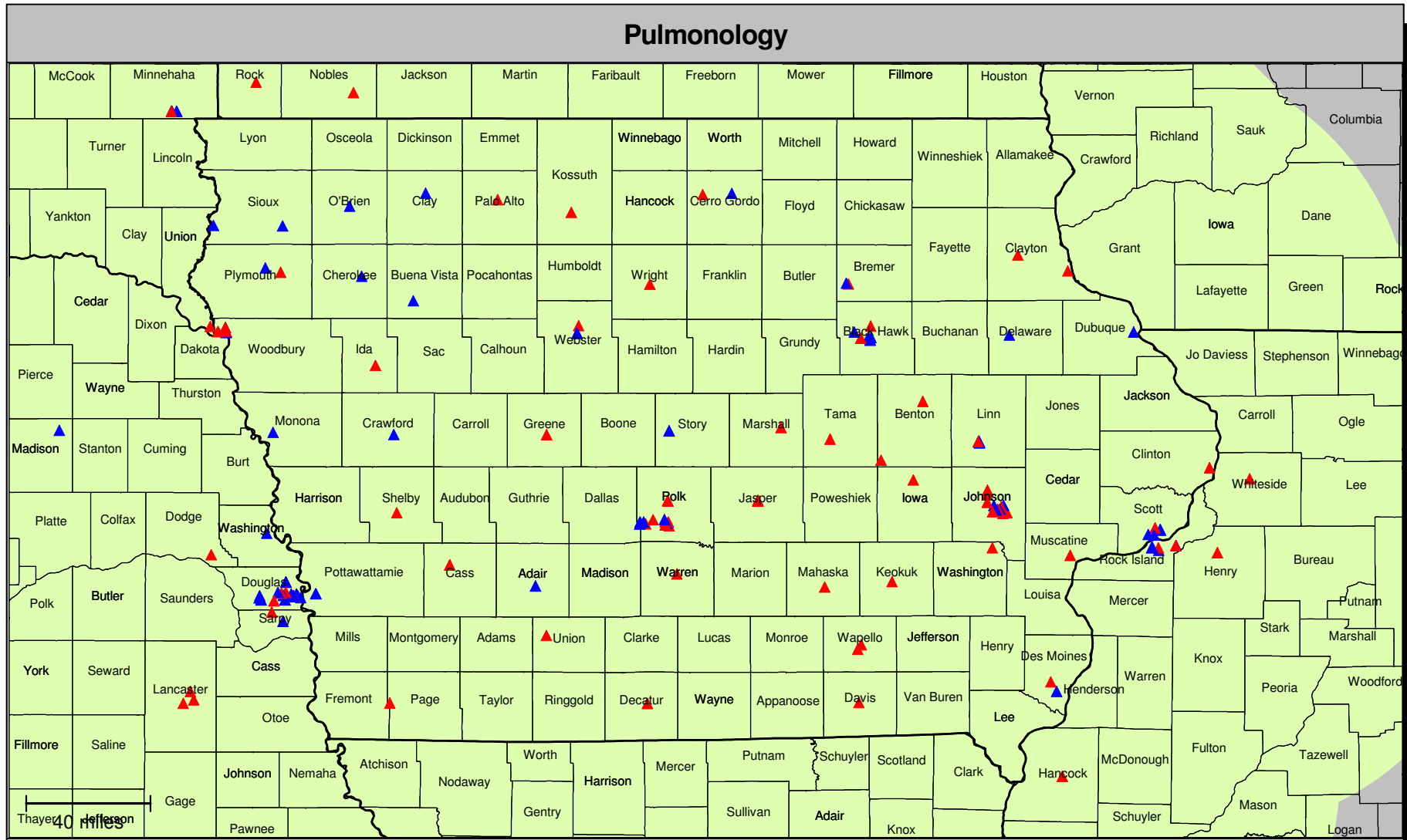
## Accessibility summary

Accessibility analysis specifications	
Provider group:	<b>Orthopedics</b> 341 providers at 262 locations
Member group:	<b>IA Mems</b> 156,347 members
Access standard:	<b>1 provider within 90 miles</b>
All members:	156,347 (100.0%) 100.0% with access 0.0% without access

Average distance to a choice of providers for all members					
Number of providers	1	2	3	4	5
Miles	5.9	7.8	10.2	12.4	13.9

Key geographic areas				
Region	Total number of members	All members		
		Percent w	Percent wo	Average distance to 1 provider
East	60,105	100.0	0.0	6.1
Central	56,398	100.0	0.0	5.4
West	39,844	100.0	0.0	6.2

# Provider locations



171 providers at 180 locations

- ▲ Single provider locations
- ▲ Multiple provider locations

■ 90 mile radius

## Accessibility summary

Accessibility analysis specifications	
Provider group:	<b>Pulmonology</b> 171 providers at 180 locations
Member group:	<b>IA Mems</b> 156,347 members
Access standard:	<b>1 provider within 60 miles</b>
All members:	156,347 (100.0%) 100.0% with access 0.0% without access

Average distance to a choice of providers for all members					
Number of providers	1	2	3	4	5
Miles	8.5	12.0	14.6	17.0	18.8

Key geographic areas				
Region	Total number of members	All members		
		Percent w	Percent wo	Average distance to 1 provider
East	60,105	100.0	0.0	8.0
Central	56,398	100.0	0.0	8.0
West	39,844	100.0	0.0	9.9

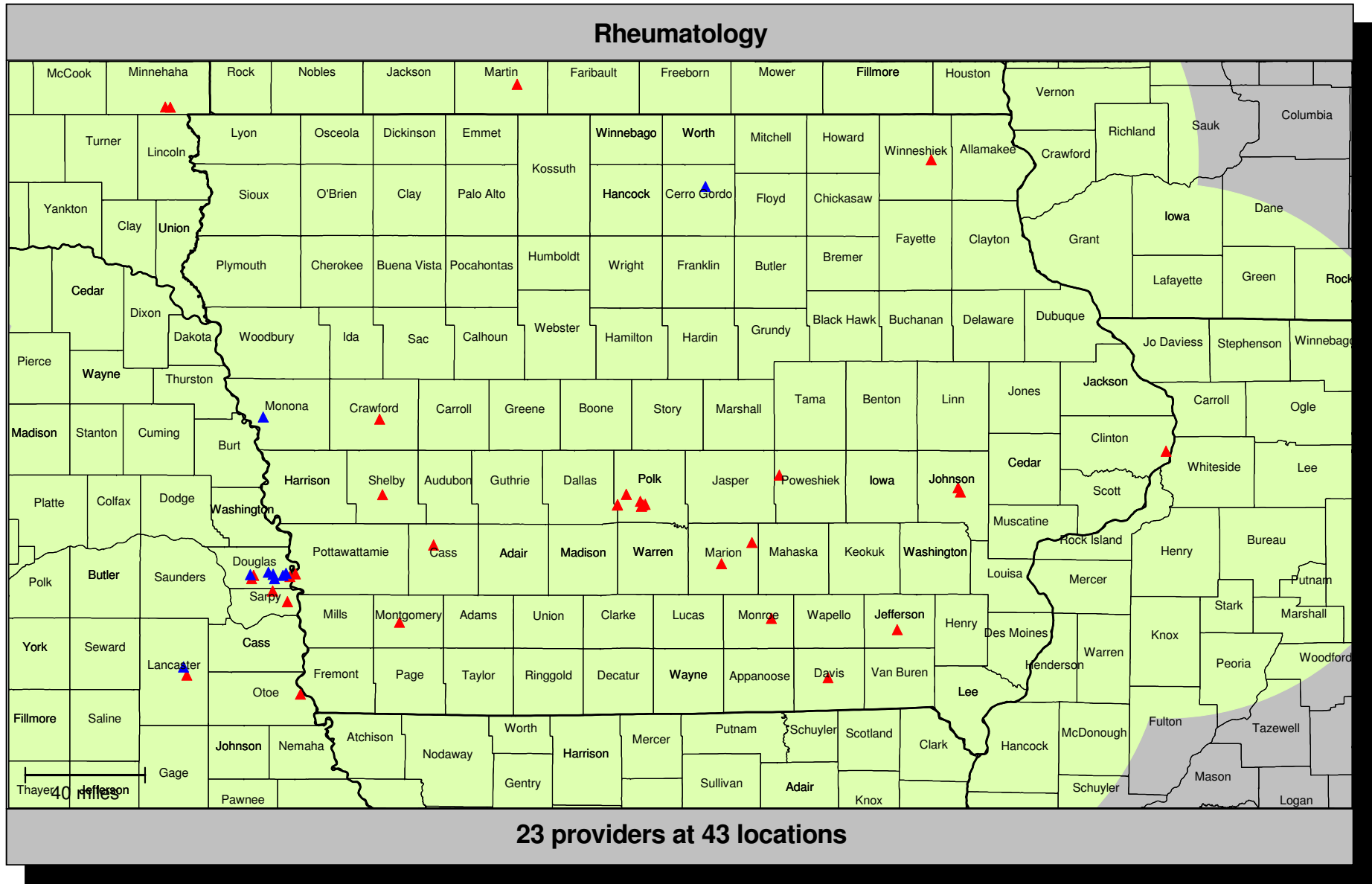
## Accessibility summary

Accessibility analysis specifications	
Provider group:	<b>Pulmonology</b> 171 providers at 180 locations
Member group:	<b>IA Mems</b> 156,347 members
Access standard:	<b>1 provider within 90 miles</b>
All members:	156,347 (100.0%) 100.0% with access 0.0% without access

Average distance to a choice of providers for all members					
Number of providers	1	2	3	4	5
Miles	8.5	12.0	14.6	17.0	18.8

Key geographic areas				
Region	Total number of members	All members		
		Percent w	Percent wo	Average distance to 1 provider
East	60,105	100.0	0.0	8.0
Central	56,398	100.0	0.0	8.0
West	39,844	100.0	0.0	9.9

# Provider locations



## Accessibility summary

Accessibility analysis specifications	
Provider group:	<b>Rheumatology</b> 23 providers at 43 locations
Member group:	<b>IA Mems</b> 156,347 members
Access standard:	<b>1 provider within 60 miles</b>
All members:	156,347 (100.0%) 91.6% with access 8.4% without access

Average distance to a choice of providers for all members					
Number of providers	1	2	3	4	5
Miles	27.7	36.5	47.5	56.7	63.7

Key geographic areas				
Region	Total number of members	All members		
		Percent w	Percent wo	Average distance to 1 provider
East	60,105	85.6	14.4	36.3
Central	56,398	100.0	0.0	13.7
West	39,844	88.9	11.1	34.6

## Accessibility summary

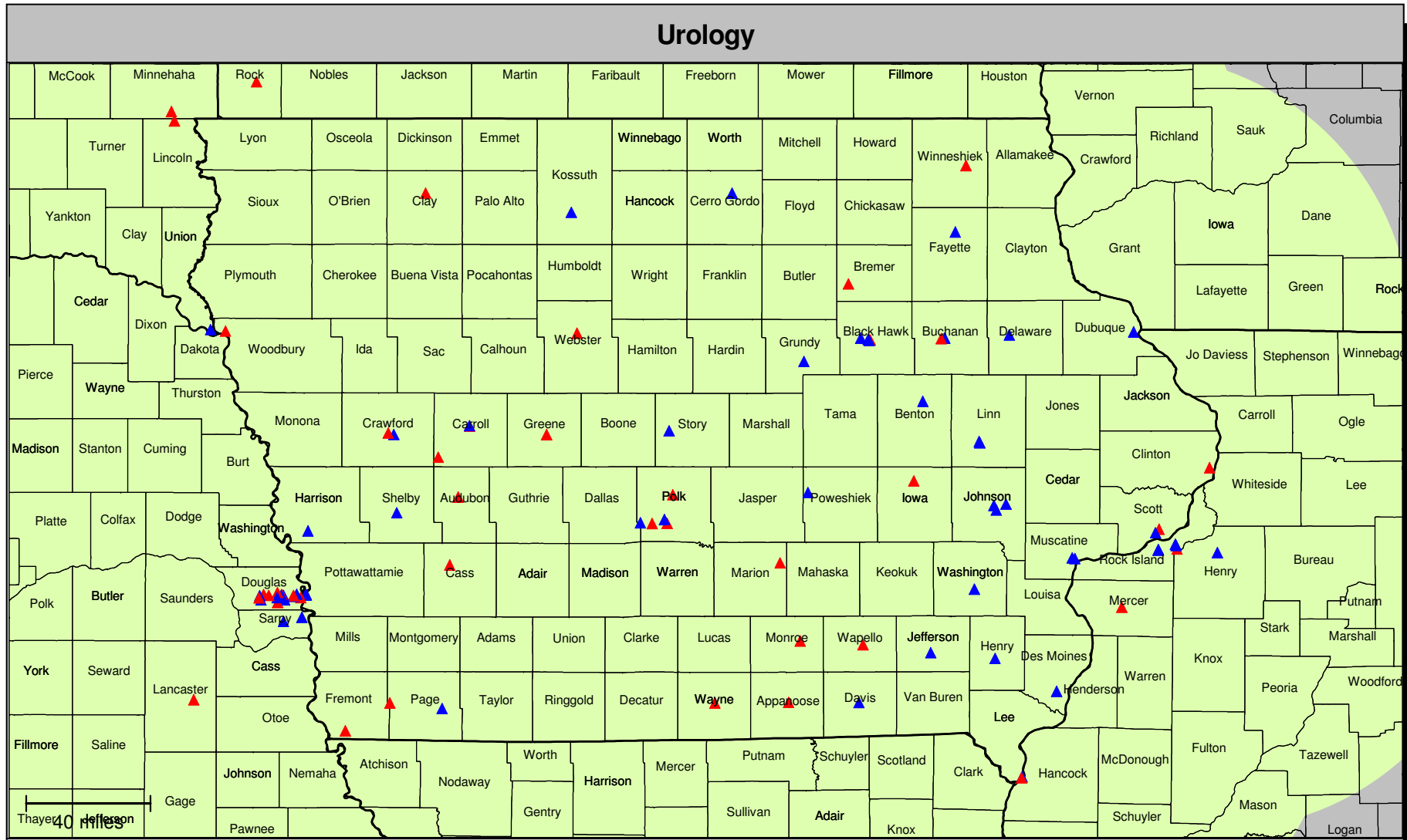
Accessibility analysis specifications	
Provider group:	<b>Rheumatology</b> 23 providers at 43 locations
Member group:	<b>IA Mems</b> 156,347 members
Access standard:	<b>1 provider within 90 miles</b>
All members:	156,347 (100.0%) 100.0% with access 0.0% without access

Average distance to a choice of providers for all members					
Number of providers	1	2	3	4	5
Miles	27.7	36.5	47.5	56.7	63.7

Key geographic areas				
Region	Total number of members	All members		
		Percent w	Percent wo	Average distance to 1 provider
East	60,105	100.0	0.0	36.3
Central	56,398	100.0	0.0	13.7
West	39,844	100.0	0.0	34.6



# Provider locations



- ▲ Single provider locations
- ▲ Multiple provider locations

■ 90 mile radius

## Accessibility summary

Accessibility analysis specifications	
Provider group:	<b>Urology</b> 110 providers at 97 locations
Member group:	<b>IA Mems</b> 156,347 members
Access standard:	<b>1 provider within 60 miles</b>
All members:	156,347 (100.0%) 100.0% with access 0.0% without access

Average distance to a choice of providers for all members					
Number of providers	1	2	3	4	5
Miles	9.9	13.6	16.9	20.4	23.5

Key geographic areas				
Region	Total number of members	All members		
		Percent w	Percent wo	Average distance to 1 provider
East	60,105	100.0	0.0	6.9
Central	56,398	100.0	0.0	9.3
West	39,844	100.0	0.0	15.3

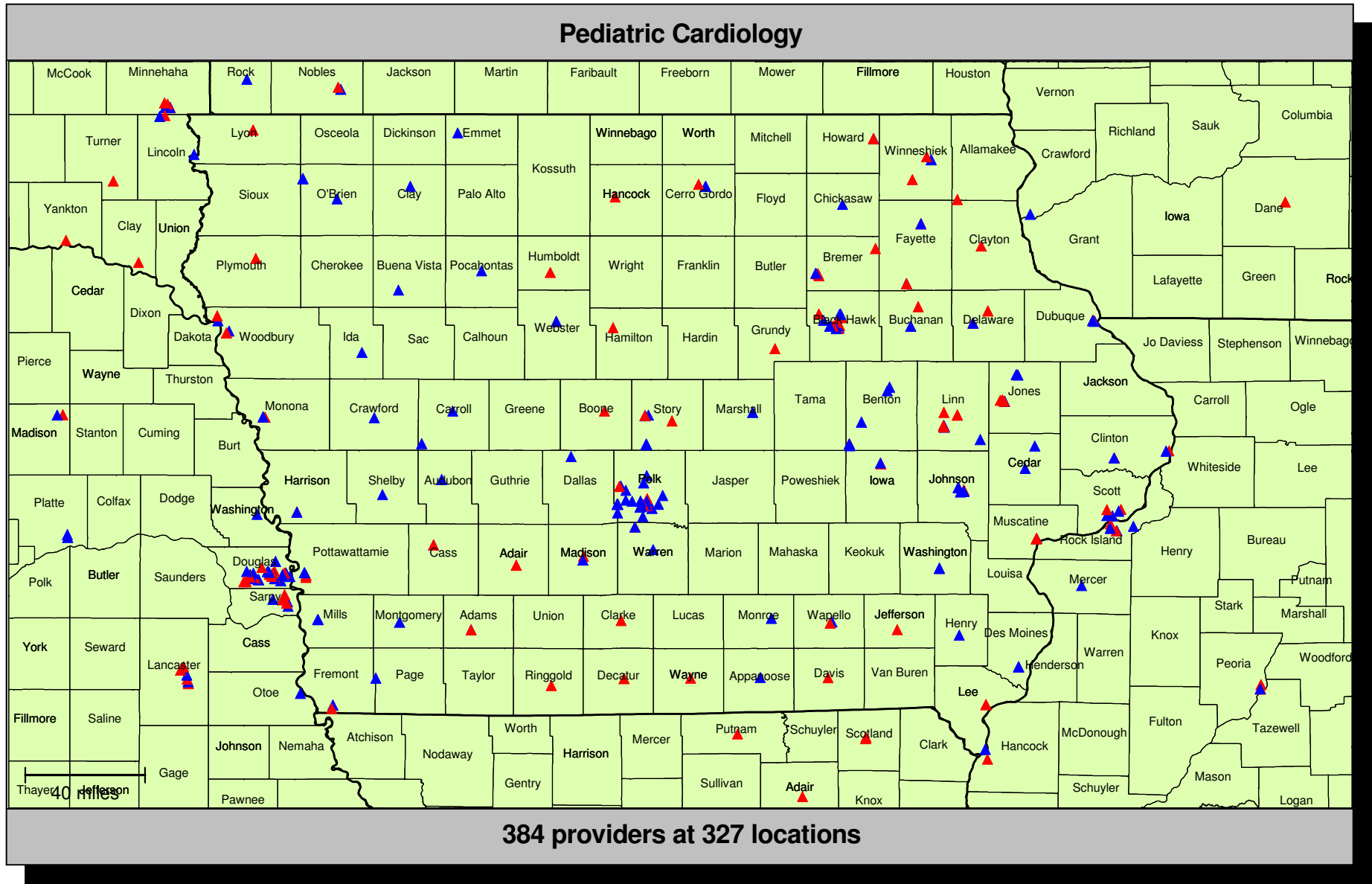
## Accessibility summary

Accessibility analysis specifications	
Provider group:	<b>Urology</b> 110 providers at 97 locations
Member group:	<b>IA Mems</b> 156,347 members
Access standard:	<b>1 provider within 90 miles</b>
All members:	156,347 (100.0%) 100.0% with access 0.0% without access

Average distance to a choice of providers for all members					
Number of providers	1	2	3	4	5
Miles	9.9	13.6	16.9	20.4	23.5

Key geographic areas				
Region	Total number of members	All members		
		Percent w	Percent wo	Average distance to 1 provider
East	60,105	100.0	0.0	6.9
Central	56,398	100.0	0.0	9.3
West	39,844	100.0	0.0	15.3

# Provider locations



## Accessibility summary

Accessibility analysis specifications	
Provider group:	<b>Pediatric Cardiology</b> 384 providers at 327 locations
Member group:	<b>IA Children Members</b> 70,141 members
Access standard:	<b>1 provider within 60 miles</b>
All members:	70,141 (100.0%) 100.0% with access 0.0% without access

Average distance to a choice of providers for all members					
Number of providers	1	2	3	4	5
Miles	6.1	7.2	8.7	9.4	10.5

Key geographic areas				
Region	Total number of members	All members		
		Percent w	Percent wo	Average distance to 1 provider
East	26,123	100.0	0.0	4.3
Central	25,209	100.0	0.0	6.6
West	18,809	100.0	0.0	7.9

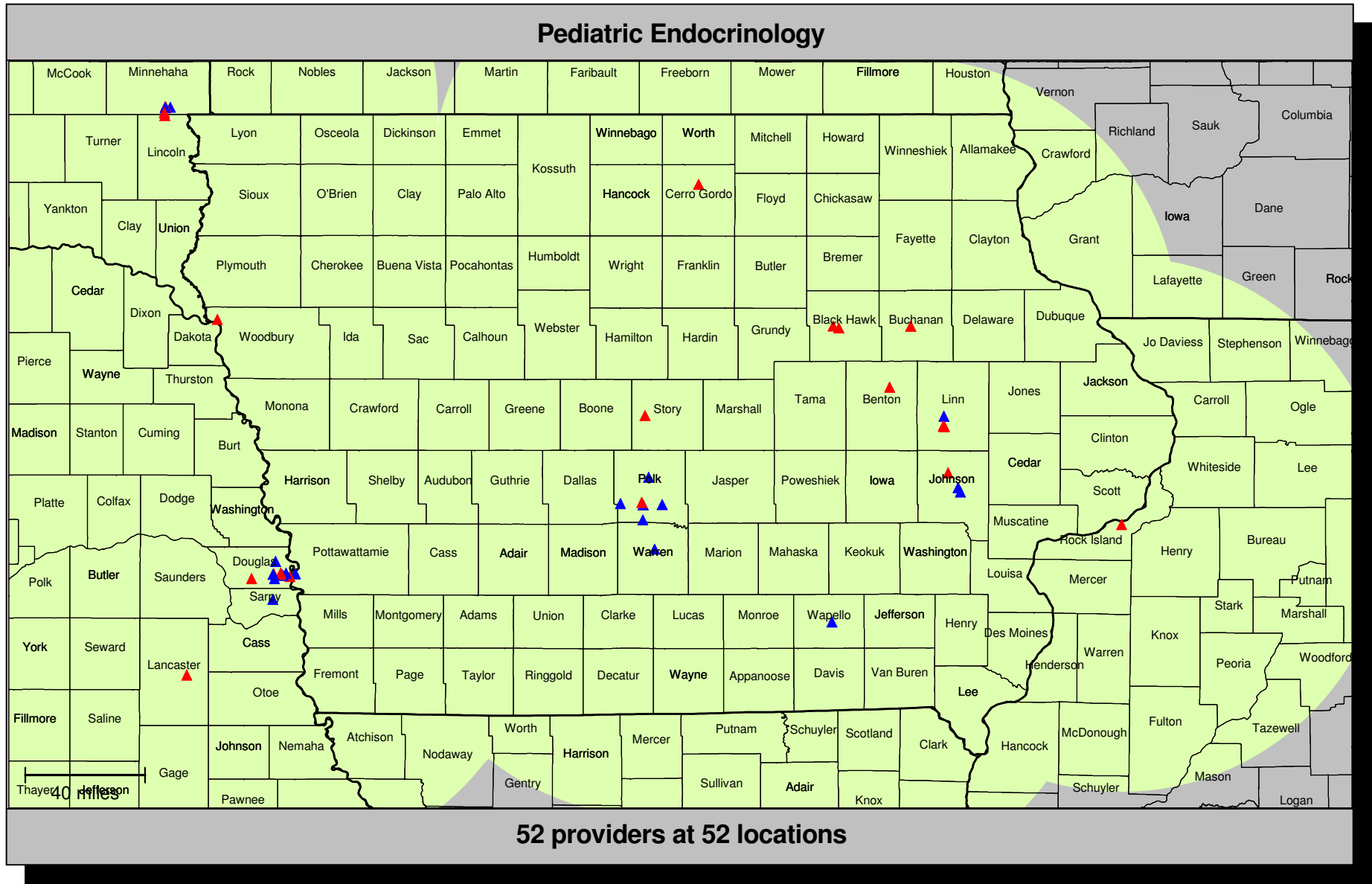
## Accessibility summary

Accessibility analysis specifications	
Provider group:	<b>Pediatric Cardiology</b> 384 providers at 327 locations
Member group:	<b>IA Children Members</b> 70,141 members
Access standard:	<b>1 provider within 90 miles</b>
All members:	70,141 (100.0%) 100.0% with access 0.0% without access

Average distance to a choice of providers for all members					
Number of providers	1	2	3	4	5
Miles	6.1	7.2	8.7	9.4	10.5

Key geographic areas				
Region	Total number of members	All members		
		Percent w	Percent wo	Average distance to 1 provider
East	26,123	100.0	0.0	4.3
Central	25,209	100.0	0.0	6.6
West	18,809	100.0	0.0	7.9

# Provider locations



## Accessibility summary

Accessibility analysis specifications	
Provider group:	<b>Pediatric Endocrinology</b> 52 providers at 52 locations
Member group:	<b>IA Children Members</b> 70,141 members
Access standard:	<b>1 provider within 60 miles</b>
All members:	70,141 (100.0%) 88.9% with access 11.1% without access

Average distance to a choice of providers for all members					
Number of providers	1	2	3	4	5
Miles	23.0	35.0	36.8	40.9	43.0

Key geographic areas				
Region	Total number of members	All members		
		Percent w	Percent wo	Average distance to 1 provider
East	26,123	86.7	13.3	22.7
Central	25,209	100.0	0.0	13.1
West	18,809	77.1	22.9	36.6



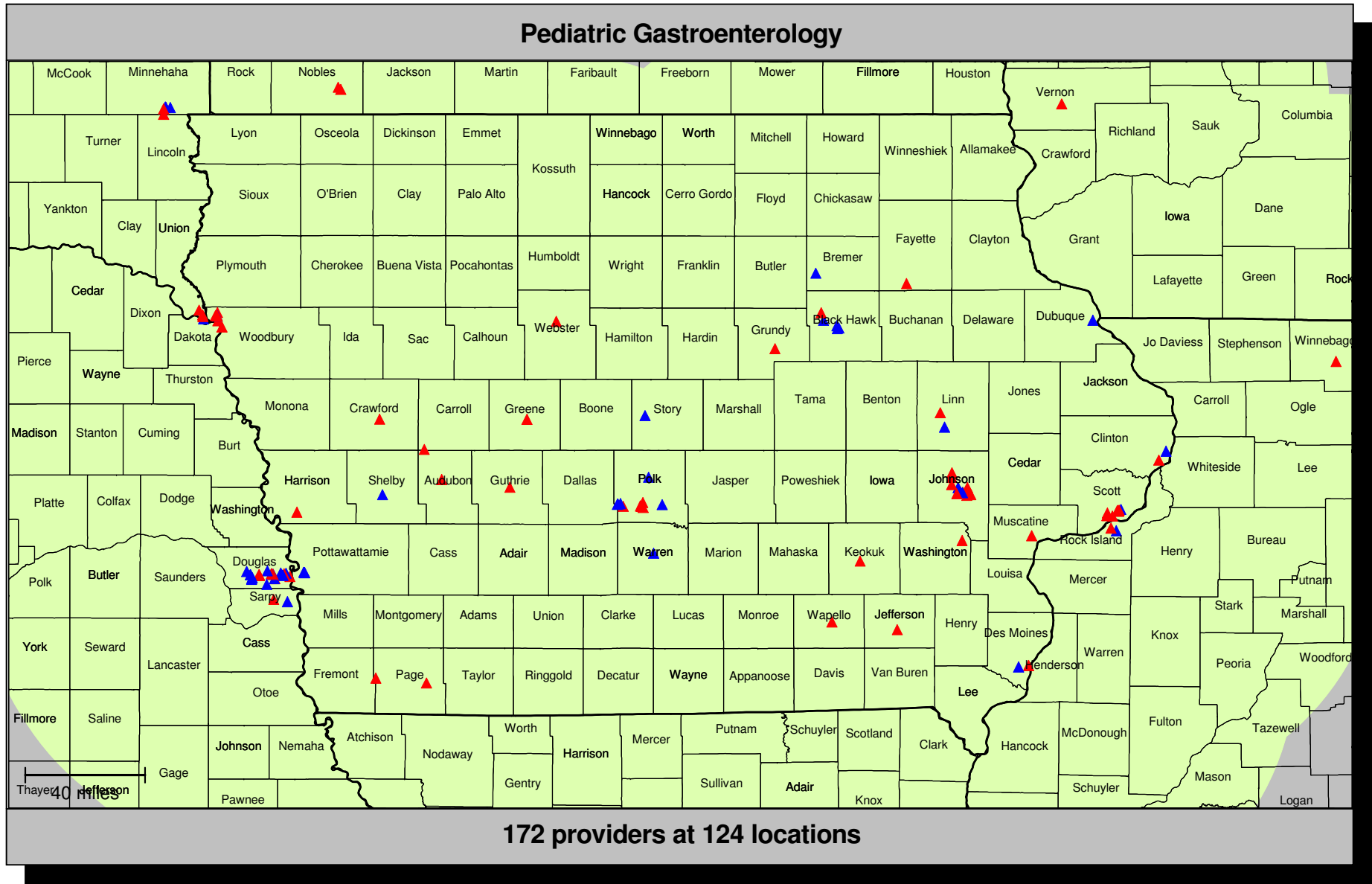
## Accessibility summary

Accessibility analysis specifications	
Provider group:	<b>Pediatric Endocrinology</b> 52 providers at 52 locations
Member group:	<b>IA Children Members</b> 70,141 members
Access standard:	<b>1 provider within 90 miles</b>
All members:	70,141 (100.0%) 100.0% with access 0.0% without access

Average distance to a choice of providers for all members					
Number of providers	1	2	3	4	5
Miles	23.0	35.0	36.8	40.9	43.0

Key geographic areas				
Region	Total number of members	All members		
		Percent w	Percent wo	Average distance to 1 provider
East	26,123	100.0	0.0	22.7
Central	25,209	100.0	0.0	13.1
West	18,809	99.9	0.1	36.6

# Provider locations



- ▲ Single provider locations
- ▲ Multiple provider locations

90 mile radius

## Accessibility summary

Accessibility analysis specifications	
Provider group:	<b>Pediatric Gastroenterology</b> 172 providers at 124 locations
Member group:	<b>IA Children Members</b> 70,141 members
Access standard:	<b>1 provider within 60 miles</b>
All members:	70,141 (100.0%) 99.0% with access 1.0% without access

Average distance to a choice of providers for all members					
Number of providers	1	2	3	4	5
Miles	13.6	17.8	20.2	23.5	24.6

Key geographic areas				
Region	Total number of members	All members		
		Percent w	Percent wo	Average distance to 1 provider
East	26,123	100.0	0.0	8.7
Central	25,209	98.8	1.2	13.9
West	18,809	97.7	2.3	20.0

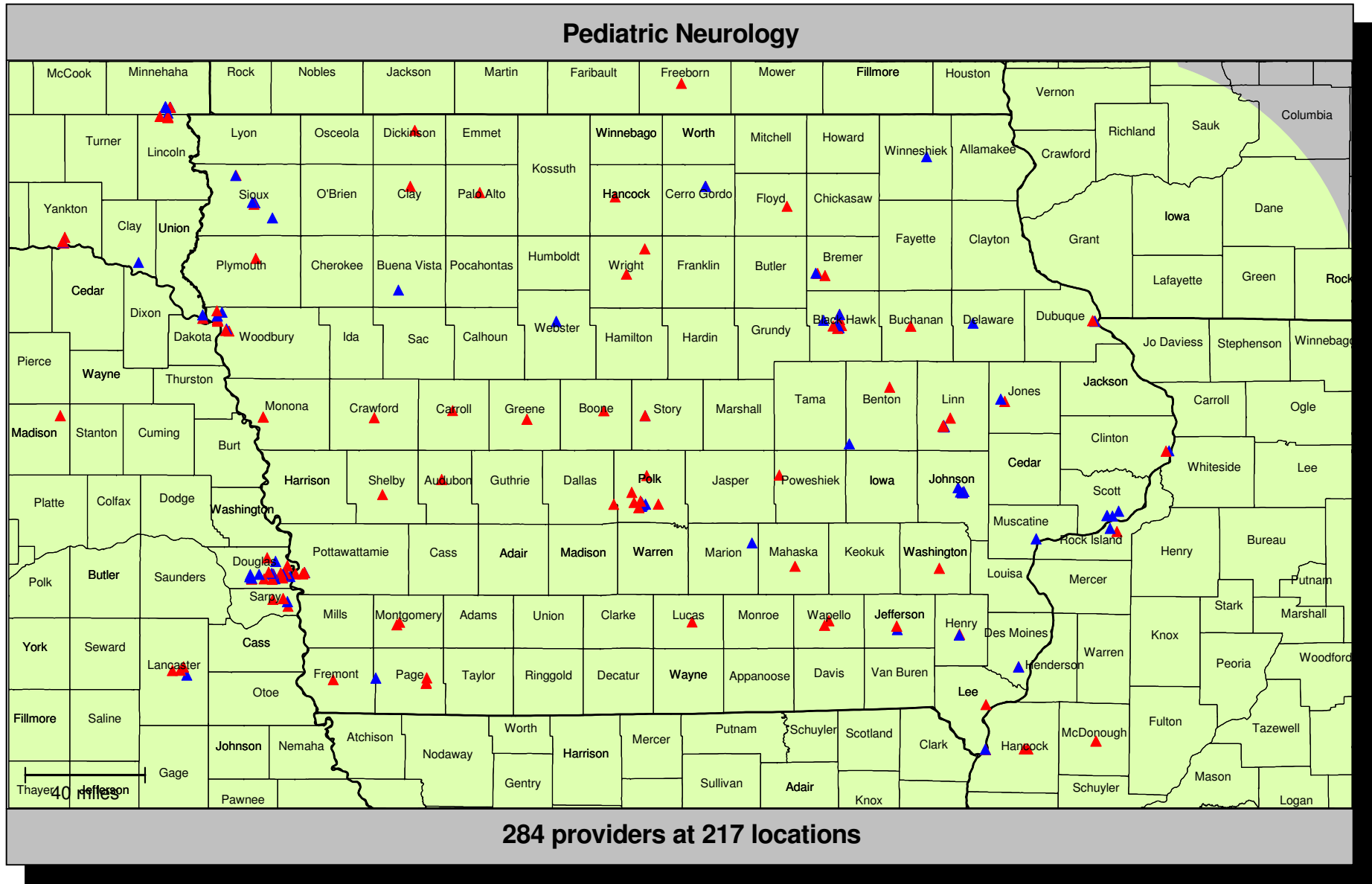
## Accessibility summary

Accessibility analysis specifications	
Provider group:	<b>Pediatric Gastroenterology</b> 172 providers at 124 locations
Member group:	<b>IA Children Members</b> 70,141 members
Access standard:	<b>1 provider within 90 miles</b>
All members:	70,141 (100.0%) 100.0% with access 0.0% without access

Average distance to a choice of providers for all members					
Number of providers	1	2	3	4	5
Miles	13.6	17.8	20.2	23.5	24.6

Key geographic areas				
Region	Total number of members	All members		
		Percent w	Percent wo	Average distance to 1 provider
East	26,123	100.0	0.0	8.7
Central	25,209	100.0	0.0	13.9
West	18,809	100.0	0.0	20.0

# Provider locations



## Accessibility summary

Accessibility analysis specifications	
Provider group:	<b>Pediatric Neurology</b> 284 providers at 217 locations
Member group:	<b>IA Children Members</b> 70,141 members
Access standard:	<b>1 provider within 60 miles</b>
All members:	70,141 (100.0%) 100.0% with access 0.0% without access

Average distance to a choice of providers for all members					
Number of providers	1	2	3	4	5
Miles	8.2	11.2	13.6	15.3	16.3

Key geographic areas				
Region	Total number of members	All members		
		Percent w	Percent wo	Average distance to 1 provider
East	26,123	100.0	0.0	6.0
Central	25,209	100.0	0.0	8.7
West	18,809	100.0	0.0	10.6

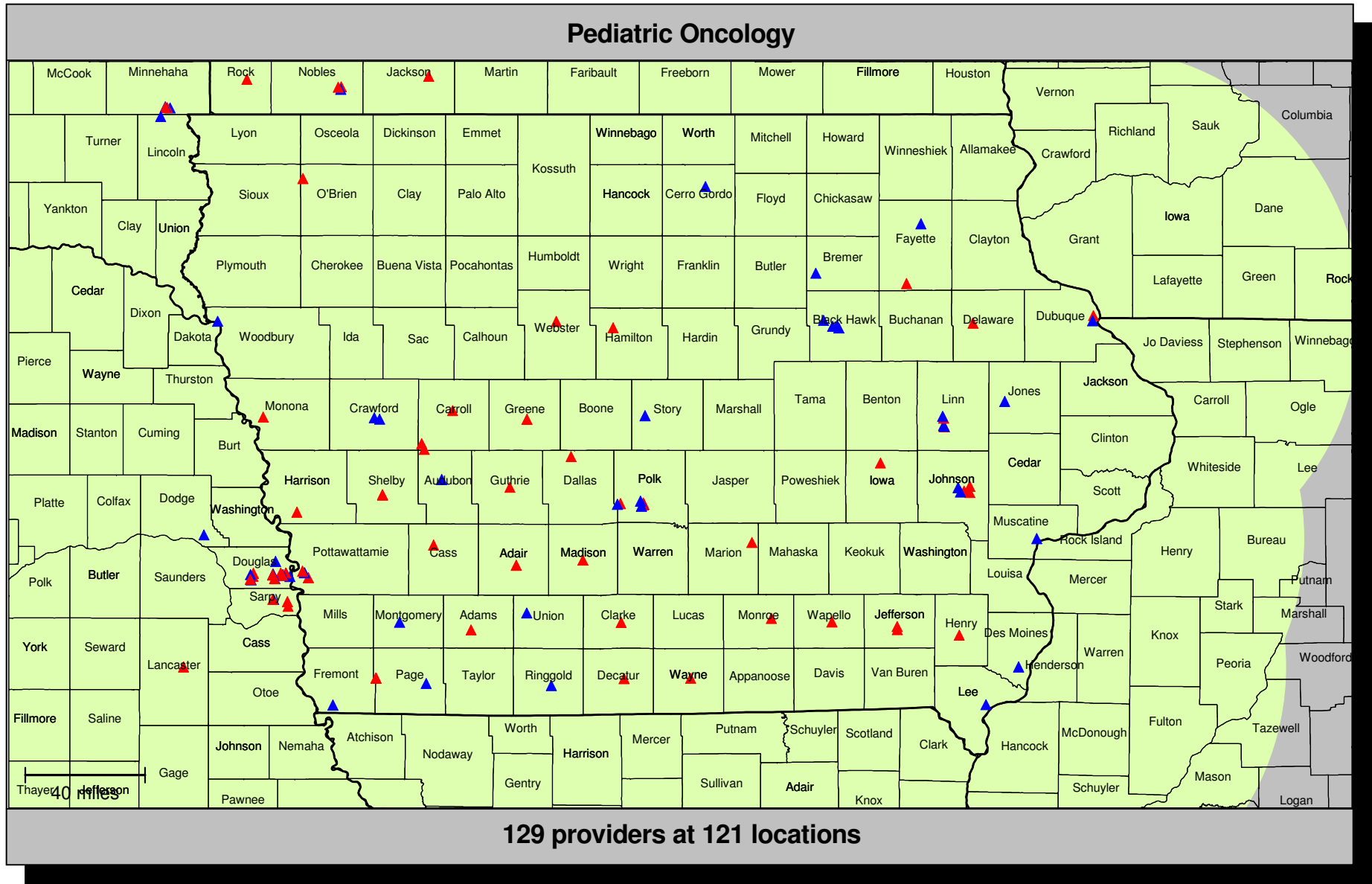
## Accessibility summary

Accessibility analysis specifications	
Provider group:	<b>Pediatric Neurology</b> 284 providers at 217 locations
Member group:	<b>IA Children Members</b> 70,141 members
Access standard:	<b>1 provider within 90 miles</b>
All members:	70,141 (100.0%) 100.0% with access 0.0% without access

Average distance to a choice of providers for all members					
Number of providers	1	2	3	4	5
Miles	8.2	11.2	13.6	15.3	16.3

Key geographic areas				
Region	Total number of members	All members		
		Percent w	Percent wo	Average distance to 1 provider
East	26,123	100.0	0.0	6.0
Central	25,209	100.0	0.0	8.7
West	18,809	100.0	0.0	10.6

# Provider locations



- ▲ Single provider locations
- ▲ Multiple provider locations

◻ 90 mile radius



## Accessibility summary

Accessibility analysis specifications	
Provider group:	<b>Pediatric Oncology</b> 129 providers at 121 locations
Member group:	<b>IA Children Members</b> 70,141 members
Access standard:	<b>1 provider within 60 miles</b>
All members:	70,141 (100.0%) 99.8% with access 0.2% without access

Average distance to a choice of providers for all members					
Number of providers	1	2	3	4	5
Miles	12.5	15.6	19.4	22.8	26.8

Key geographic areas				
Region	Total number of members	All members		
		Percent w	Percent wo	Average distance to 1 provider
East	26,123	99.3	0.7	13.7
Central	25,209	100.0	0.0	11.0
West	18,809	100.0	0.0	13.0

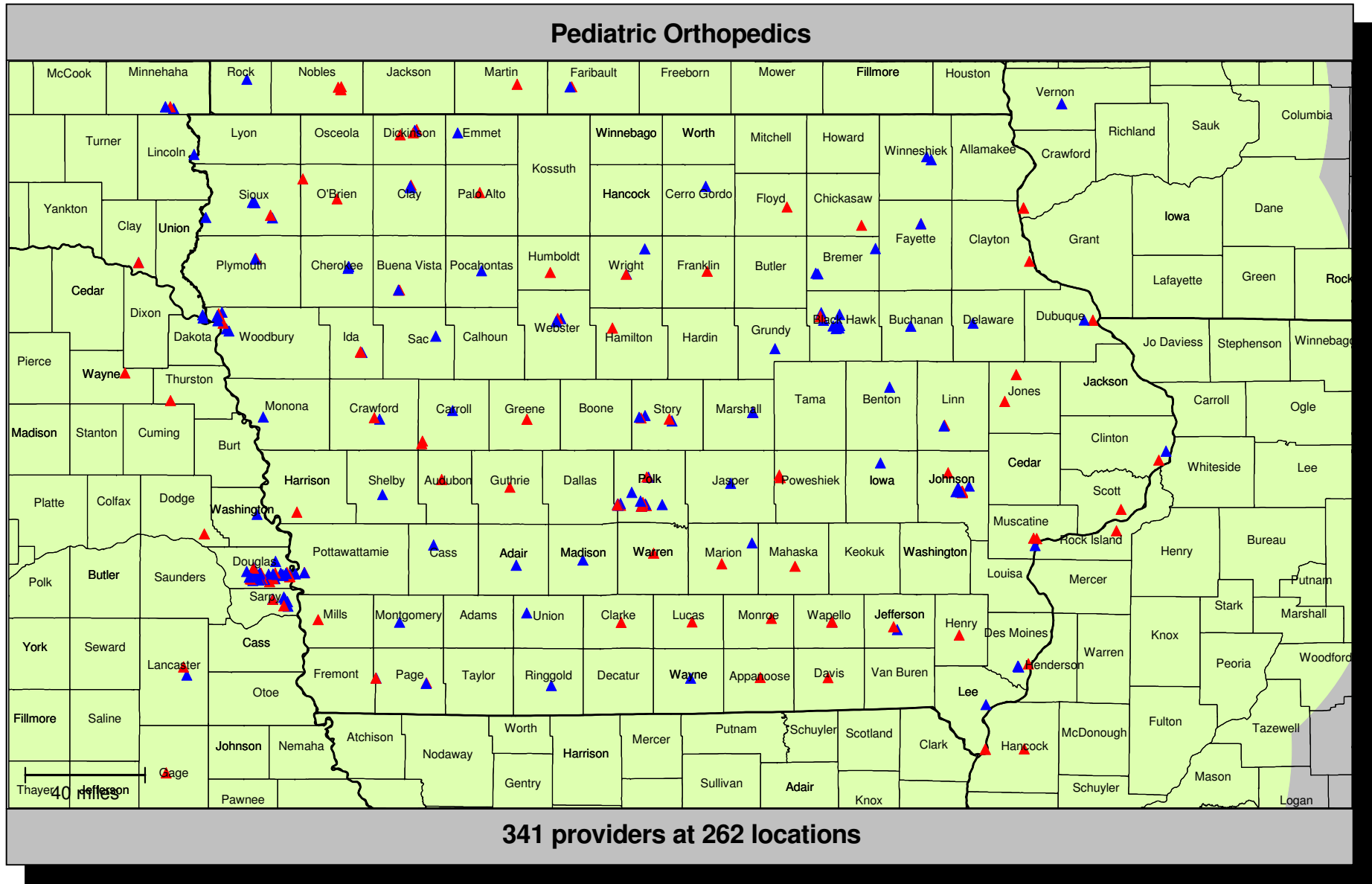
## Accessibility summary

Accessibility analysis specifications	
Provider group:	<b>Pediatric Oncology</b> 129 providers at 121 locations
Member group:	<b>IA Children Members</b> 70,141 members
Access standard:	<b>1 provider within 90 miles</b>
All members:	70,141 (100.0%) 100.0% with access 0.0% without access

Average distance to a choice of providers for all members					
Number of providers	1	2	3	4	5
Miles	12.5	15.6	19.4	22.8	26.8

Key geographic areas				
Region	Total number of members	All members		
		Percent w	Percent wo	Average distance to 1 provider
East	26,123	100.0	0.0	13.7
Central	25,209	100.0	0.0	11.0
West	18,809	100.0	0.0	13.0

# Provider locations



## Accessibility summary

Accessibility analysis specifications	
Provider group:	<b>Pediatric Orthopedics</b> 341 providers at 262 locations
Member group:	<b>IA Children Members</b> 70,141 members
Access standard:	<b>1 provider within 60 miles</b>
All members:	70,141 (100.0%) 100.0% with access 0.0% without access

Average distance to a choice of providers for all members					
Number of providers	1	2	3	4	5
Miles	6.0	7.9	10.2	12.3	13.8

Key geographic areas				
Region	Total number of members	All members		
		Percent w	Percent wo	Average distance to 1 provider
East	26,123	100.0	0.0	6.3
Central	25,209	100.0	0.0	5.5
West	18,809	100.0	0.0	6.1

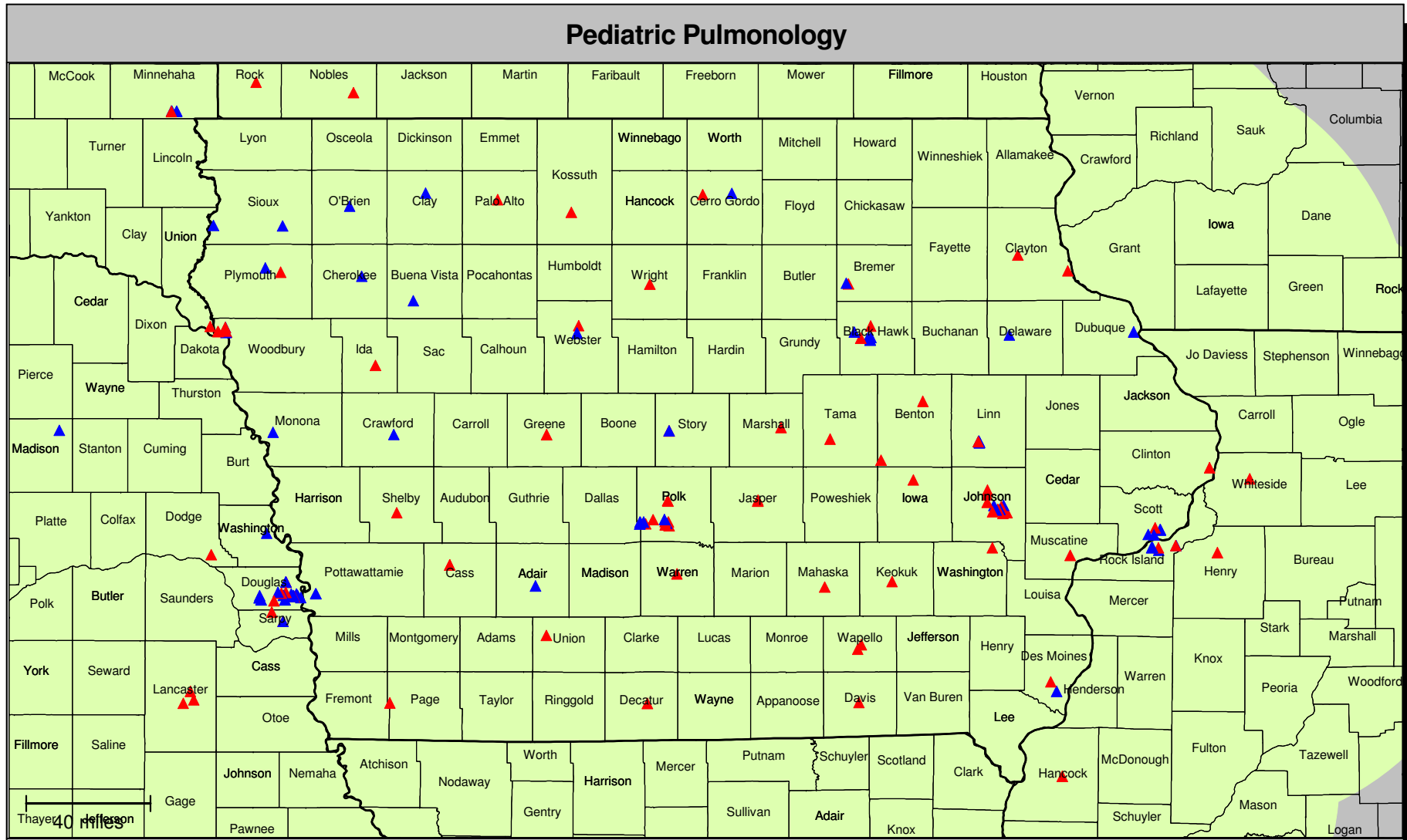
## Accessibility summary

Accessibility analysis specifications	
Provider group:	<b>Pediatric Orthopedics</b> 341 providers at 262 locations
Member group:	<b>IA Children Members</b> 70,141 members
Access standard:	<b>1 provider within 90 miles</b>
All members:	70,141 (100.0%) 100.0% with access 0.0% without access

Average distance to a choice of providers for all members					
Number of providers	1	2	3	4	5
Miles	6.0	7.9	10.2	12.3	13.8

Key geographic areas				
Region	Total number of members	All members		
		Percent w	Percent wo	Average distance to 1 provider
East	26,123	100.0	0.0	6.3
Central	25,209	100.0	0.0	5.5
West	18,809	100.0	0.0	6.1

# Provider locations



- ▲ Single provider locations
- ▲ Multiple provider locations

90 mile radius

## Accessibility summary

Accessibility analysis specifications	
Provider group:	<b>Pediatric Pulmonology</b> 171 providers at 180 locations
Member group:	<b>IA Children Members</b> 70,141 members
Access standard:	<b>1 provider within 60 miles</b>
All members:	70,141 (100.0%) 100.0% with access 0.0% without access

Average distance to a choice of providers for all members					
Number of providers	1	2	3	4	5
Miles	8.5	12.0	14.5	16.8	18.6

Key geographic areas				
Region	Total number of members	All members		
		Percent w	Percent wo	Average distance to 1 provider
East	26,123	100.0	0.0	8.2
Central	25,209	100.0	0.0	8.0
West	18,809	100.0	0.0	9.8

## Accessibility summary

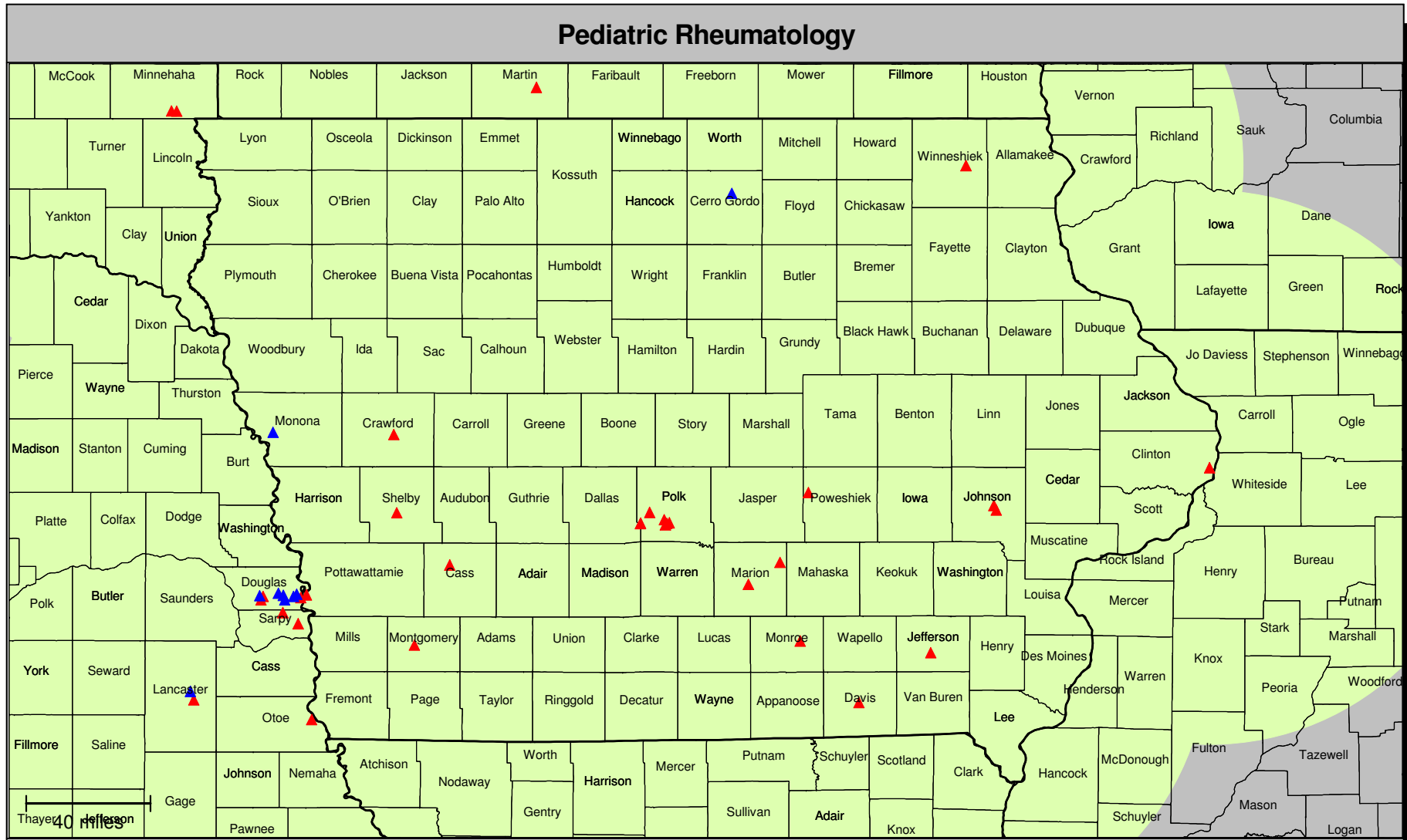
Accessibility analysis specifications	
Provider group:	<b>Pediatric Pulmonology</b> 171 providers at 180 locations
Member group:	<b>IA Children Members</b> 70,141 members
Access standard:	<b>1 provider within 90 miles</b>
All members:	70,141 (100.0%) 100.0% with access 0.0% without access

Average distance to a choice of providers for all members					
Number of providers	1	2	3	4	5
Miles	8.5	12.0	14.5	16.8	18.6

Key geographic areas				
Region	Total number of members	All members		
		Percent w	Percent wo	Average distance to 1 provider
East	26,123	100.0	0.0	8.2
Central	25,209	100.0	0.0	8.0
West	18,809	100.0	0.0	9.8



# Provider locations



- ▲ Single provider locations
- ▲ Multiple provider locations

90 mile radius

## Accessibility summary

Accessibility analysis specifications	
Provider group:	<b>Pediatric Rheumatology</b> 23 providers at 43 locations
Member group:	<b>IA Children Members</b> 70,141 members
Access standard:	<b>1 provider within 60 miles</b>
All members:	70,141 (100.0%) 91.8% with access 8.2% without access

Average distance to a choice of providers for all members					
Number of providers	1	2	3	4	5
Miles	27.8	36.3	47.3	56.2	63.2

Key geographic areas				
Region	Total number of members	All members		
		Percent w	Percent wo	Average distance to 1 provider
East	26,123	85.8	14.2	36.2
Central	25,209	100.0	0.0	13.7
West	18,809	89.3	10.7	34.9

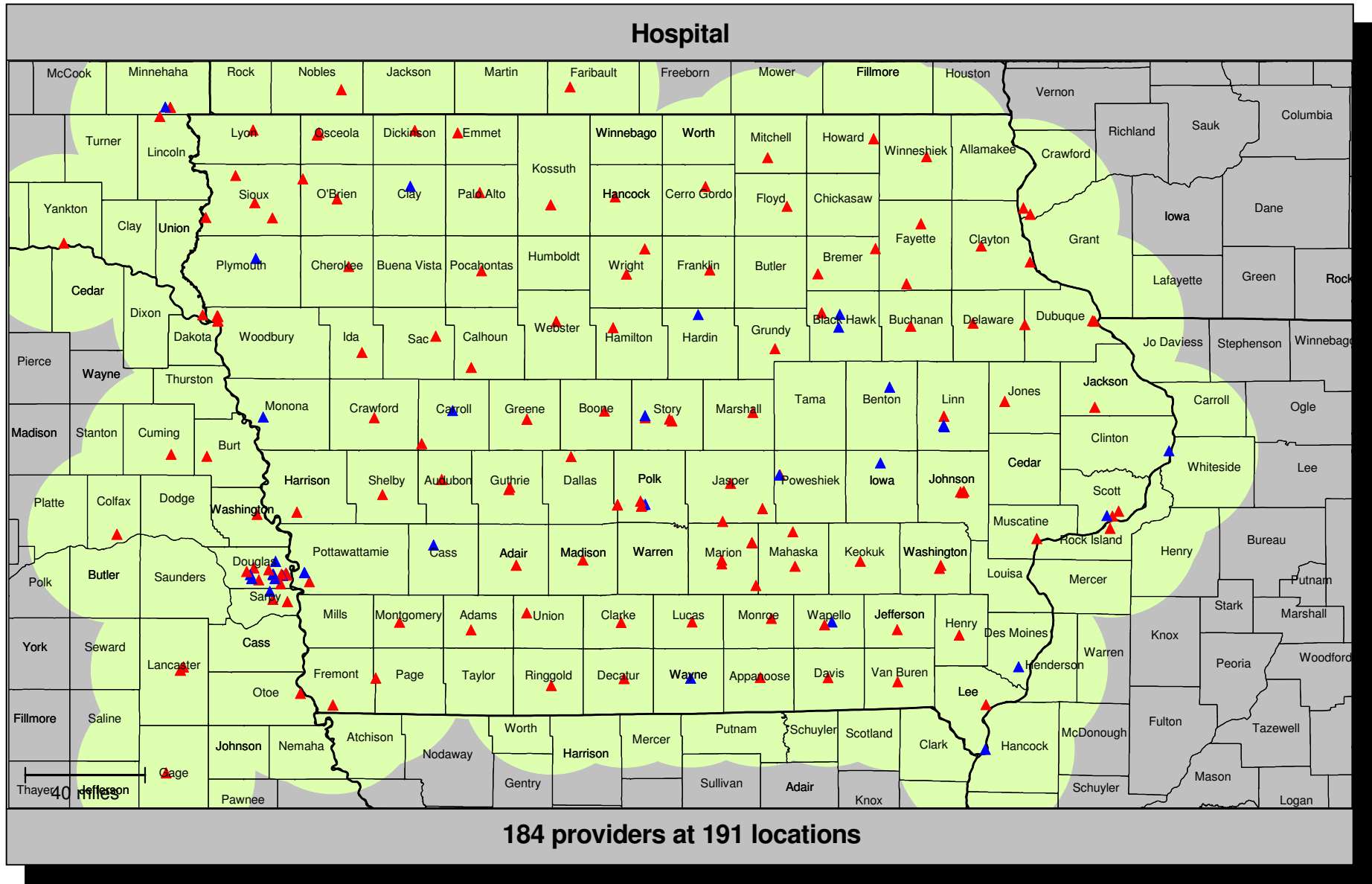
## Accessibility summary

Accessibility analysis specifications	
Provider group:	<b>Pediatric Rheumatology</b> 23 providers at 43 locations
Member group:	<b>IA Children Members</b> 70,141 members
Access standard:	<b>1 provider within 90 miles</b>
All members:	70,141 (100.0%) 100.0% with access 0.0% without access

Average distance to a choice of providers for all members					
Number of providers	1	2	3	4	5
Miles	27.8	36.3	47.3	56.2	63.2

Key geographic areas				
Region	Total number of members	All members		
		Percent w	Percent wo	Average distance to 1 provider
East	26,123	100.0	0.0	36.2
Central	25,209	100.0	0.0	13.7
West	18,809	100.0	0.0	34.9

# Provider locations



## Accessibility summary

Accessibility analysis specifications	
Provider group:	<b>Hospital</b> 184 providers at 191 locations
Member group:	<b>IA Mems</b> 156,347 members
Access standard:	<b>1 provider within 30 miles</b>
All members:	156,347 (100.0%) 99.9% with access 0.1% without access

Average distance to a choice of providers for all members					
Number of providers	1	2	3	4	5
Miles	5.3	10.2	13.7	17.1	19.2

Key geographic areas				
Region	Total number of members	All members		
		Percent w	Percent wo	Average distance to 1 provider
East	60,105	100.0	0.0	4.7
Central	56,398	100.0	0.0	5.2
West	39,844	99.7	0.3	6.5

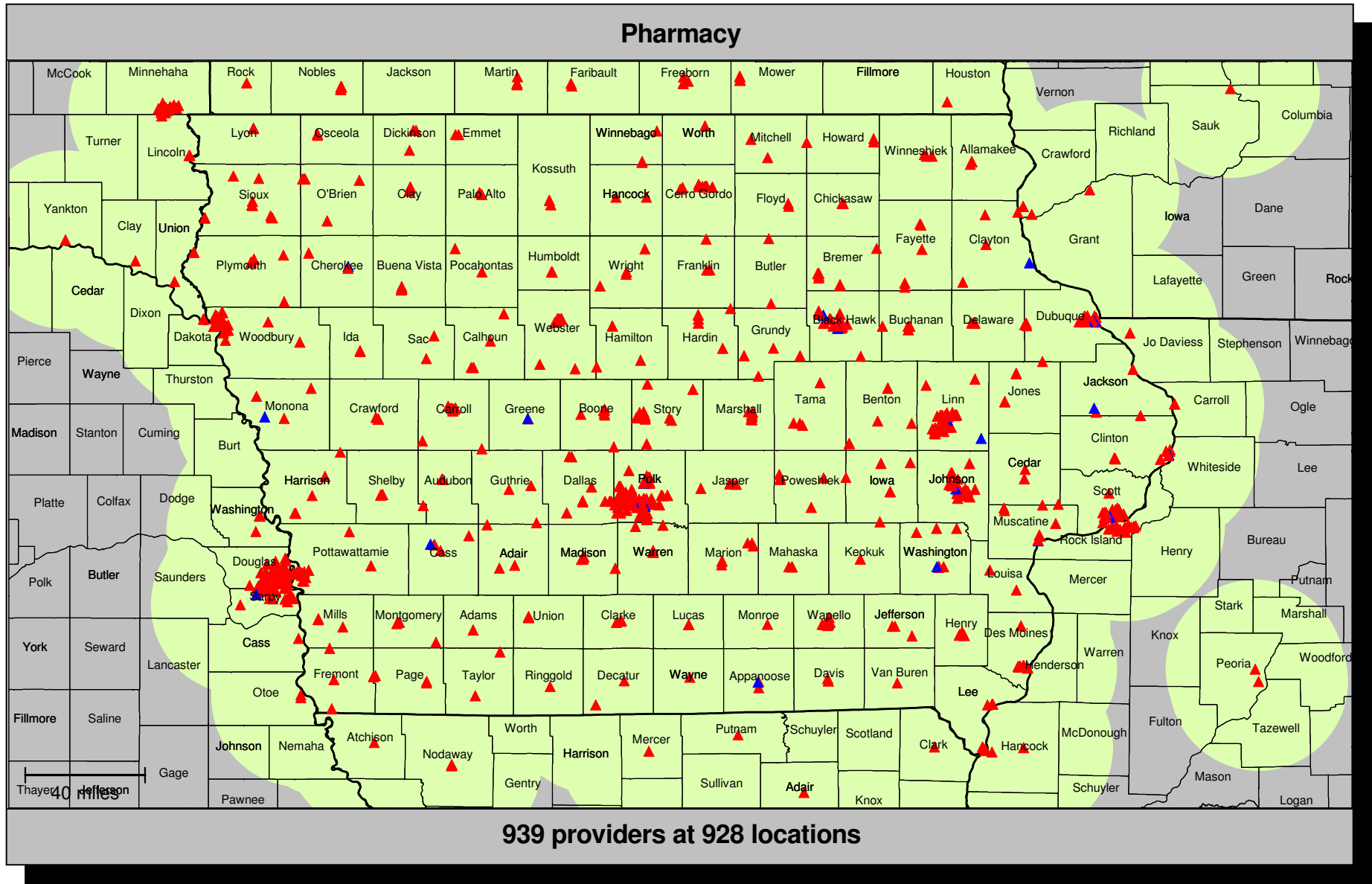
## Accessibility summary

Accessibility analysis specifications	
Provider group:	<b>Hospital</b> 184 providers at 191 locations
Member group:	<b>IA Mems</b> 156,347 members
Access standard:	<b>1 provider within 30 miles</b>
All members:	156,347 (100.0%) 99.9% with access 0.1% without access

Average distance to a choice of providers for all members					
Number of providers	1	2	3	4	5
Miles	5.3	10.2	13.7	17.1	19.2

Key geographic areas				
Region	Total number of members	All members		
		Percent w	Percent wo	Average distance to 1 provider
East	60,105	100.0	0.0	4.7
Central	56,398	100.0	0.0	5.2
West	39,844	99.7	0.3	6.5

# Provider locations



## Accessibility summary

Accessibility analysis specifications	
Provider group:	<b>Pharmacy</b> 939 providers at 928 locations
Member group:	<b>IA Mems</b> 156,347 members
Access standard:	<b>2 providers within 30 miles</b>
All members:	156,347 (100.0%) 100.0% with access 0.0% without access

Average distance to a choice of providers for all members					
Number of providers	1	2	3	4	5
Miles	2.4	3.7	5.0	6.7	7.8

Key geographic areas				
Region	Total number of members	All members		
		Percent w	Percent wo	Average distance to 2 providers
East	60,105	100.0	0.0	3.0
Central	56,398	100.0	0.0	3.4
West	39,844	100.0	0.0	5.1



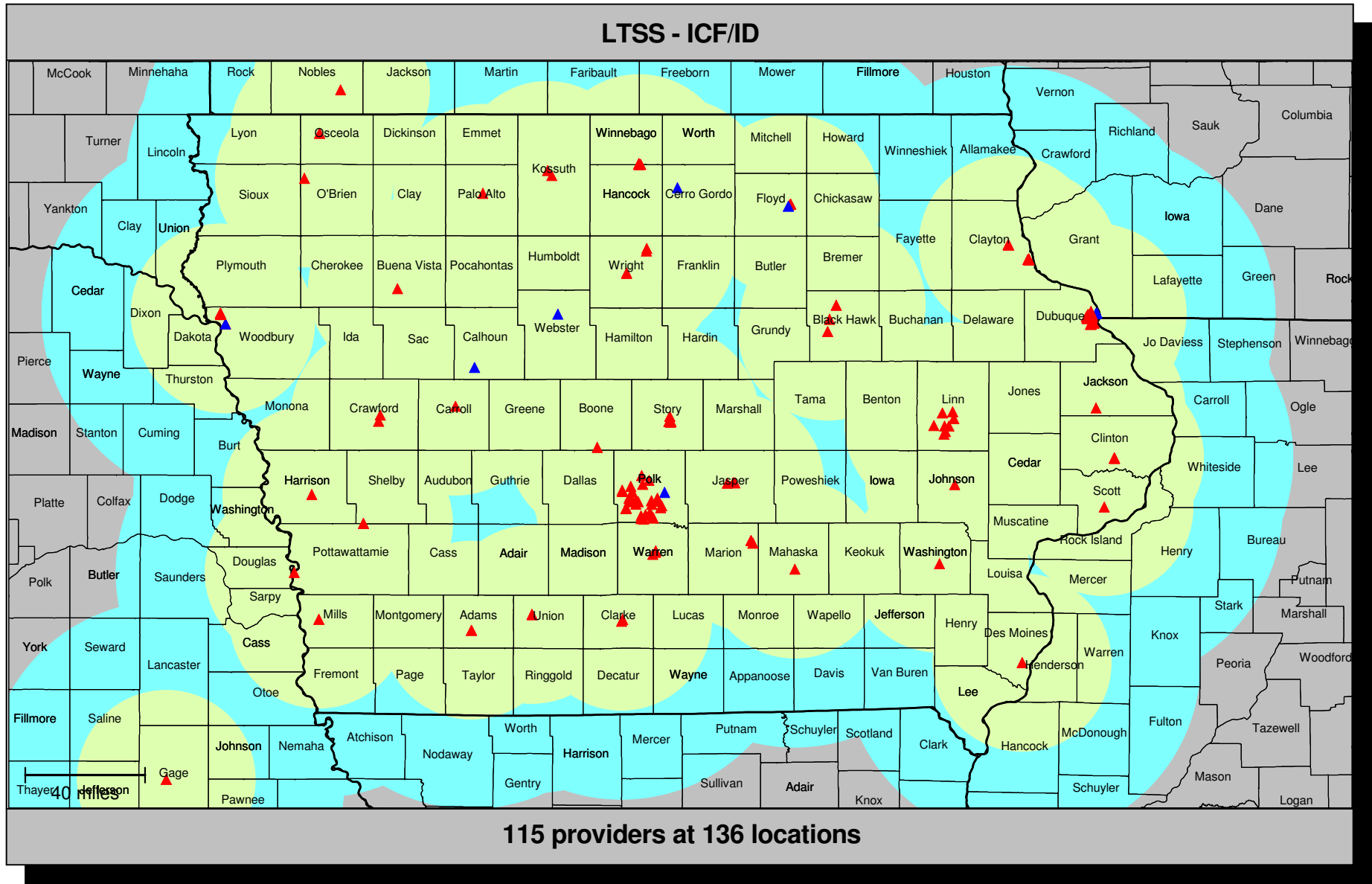
## Accessibility summary

Accessibility analysis specifications	
Provider group:	<b>Pharmacy</b> 939 providers at 928 locations
Member group:	<b>IA Mems</b> 156,347 members
Access standard:	<b>2 providers within 30 miles</b>
All members:	156,347 (100.0%) 100.0% with access 0.0% without access

Average distance to a choice of providers for all members					
Number of providers	1	2	3	4	5
Miles	2.4	3.7	5.0	6.7	7.8

Key geographic areas				
Region	Total number of members	All members		
		Percent w	Percent wo	Average distance to 2 providers
East	60,105	100.0	0.0	3.0
Central	56,398	100.0	0.0	3.4
West	39,844	100.0	0.0	5.1

# Provider locations



- ▲ Single provider locations
- ▲ Multiple provider locations

- 30 mile radius
- 60 mile radius

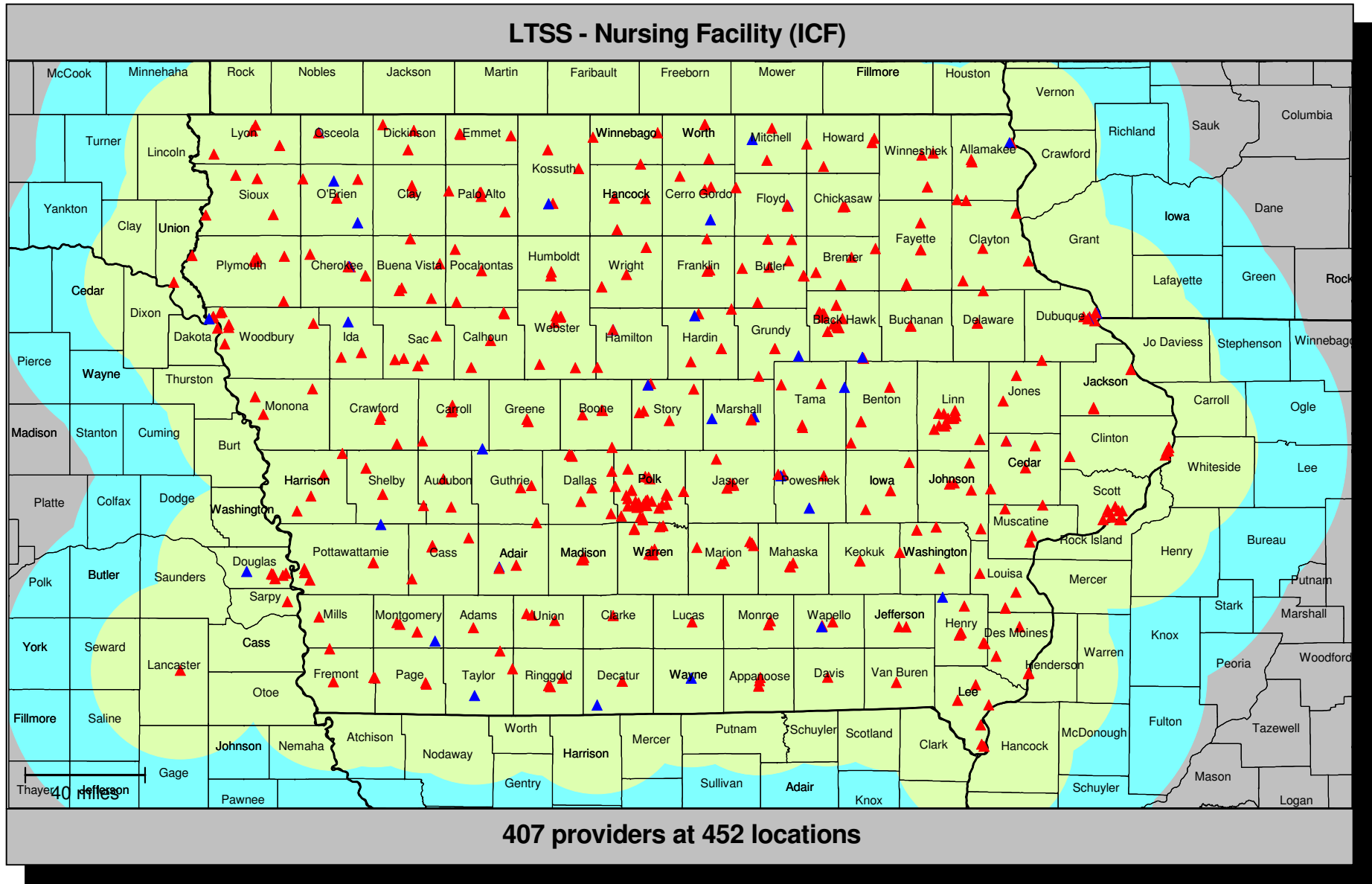
## Accessibility summary

Accessibility analysis specifications	
Provider group:	<b>LTSS - ICF/ID</b> 115 providers at 136 locations
Member group:	<b>ICF/ID Residents</b> 327 members
Access standard:	Urban:1 Provider within 30.0 miles Suburban:1 Provider within 60.0 miles Rural:1 Provider within 60.0 miles
All members:	Urban: 31 (100.0%) with access (100.0%), without access (0.0%) Suburban: 93 (100.0%) with access (100.0%), without access (0.0%) Rural: 203 (100.0%) with access (100.0%), without access (0.0%)

Average distance to a choice of providers for all members					
Number of providers	1	2	3	4	5
Urban	2.1	2.6	3.1	3.4	4.2
Suburban	0.7	6.5	7.3	8.3	8.5
Rural	2.2	5.9	9.8	18.7	19.9

Key geographic areas				
Region	Total number of members	All members		
		Percent w	Percent wo	Average distance to 1 provider
Central	124	100.0	0.0	1.8
East	124	100.0	0.0	1.2
West	79	100.0	0.0	2.8

# Provider locations



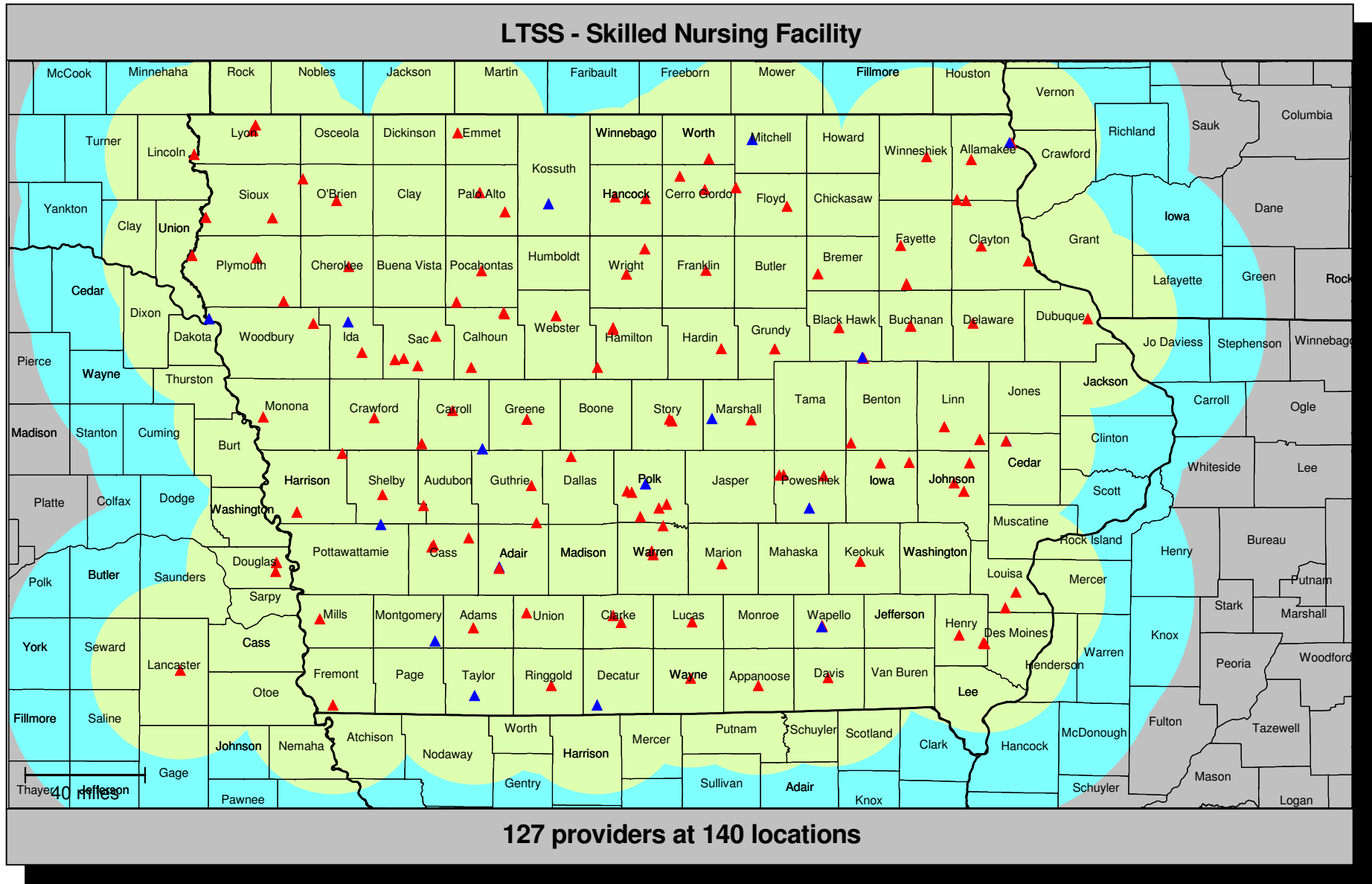
## Accessibility summary

Accessibility analysis specifications	
Provider group:	<b>LTSS - Nursing Facility (ICF)</b> 407 providers at 452 locations
Member group:	<b>Nursing Facility / ICF Residents</b> 2,625 members
Access standard:	Urban:1 Provider within 30.0 miles Suburban:1 Provider within 60.0 miles Rural:1 Provider within 60.0 miles
All members:	Urban: 167 (100.0%) with access (100.0%), without access (0.0%) Suburban: 440 (100.0%) with access (100.0%), without access (0.0%) Rural: 2,018 (100.0%) with access (100.0%), without access (0.0%)

Average distance to a choice of providers for all members					
Number of providers	1	2	3	4	5
Urban	0.6	1.2	2.0	2.8	3.2
Suburban	1.3	2.3	3.2	4.3	5.1
Rural	2.6	5.8	9.4	12.4	15.1

Key geographic areas				
Region	Total number of members	All members		
		Percent w	Percent wo	Average distance to 1 provider
Central	1,018	100.0	0.0	1.9
East	996	100.0	0.0	2.4
West	611	100.0	0.0	2.5

# Provider locations



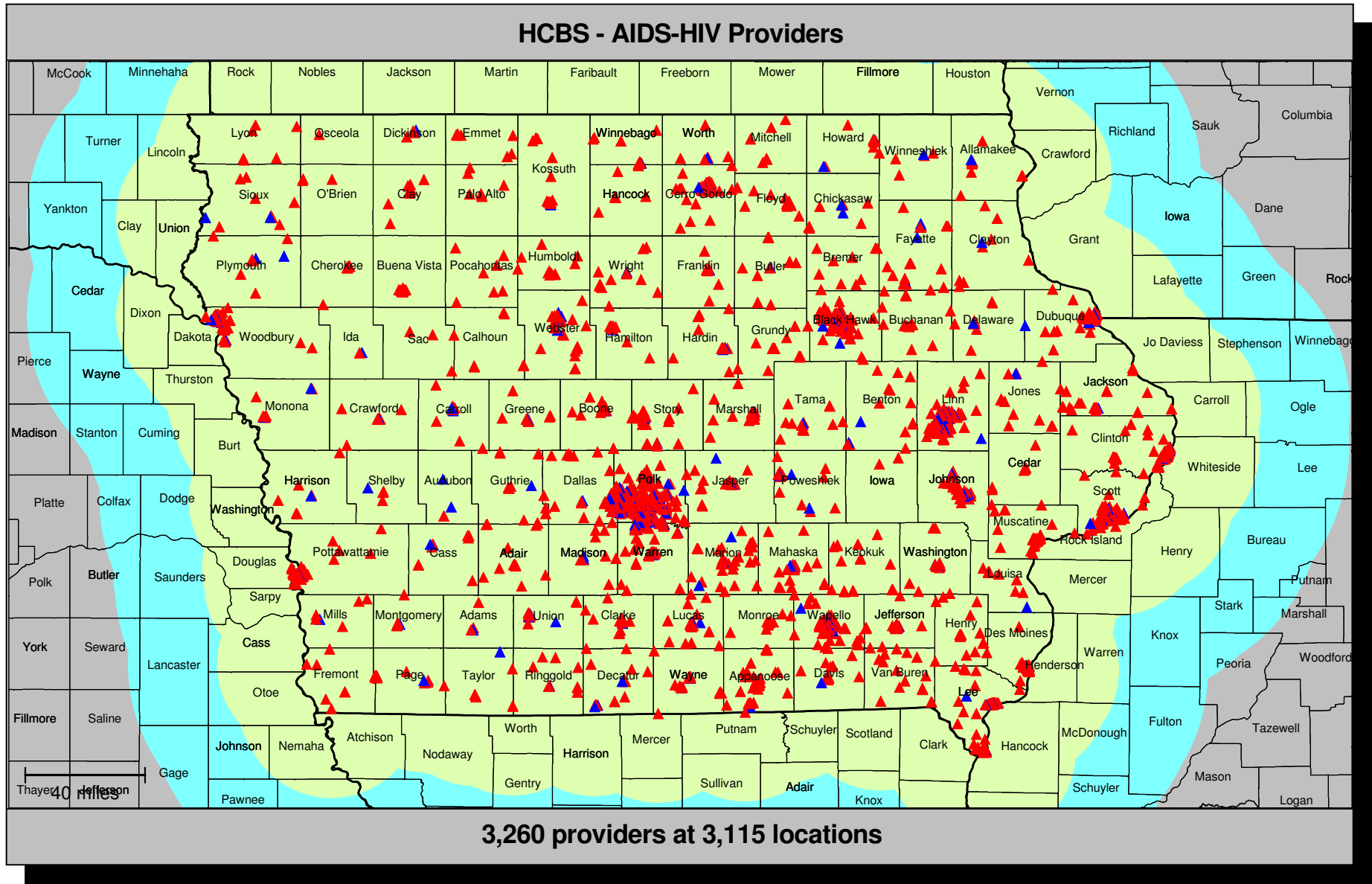
## Accessibility summary

Accessibility analysis specifications	
Provider group:	<b>LTSS - Skilled Nursing Facility</b> 127 providers at 140 locations
Member group:	<b>Skilled Nursing Facility Residents</b> 33 members
Access standard:	Urban:1 Provider within 30.0 miles Suburban:1 Provider within 60.0 miles Rural:1 Provider within 60.0 miles
All members:	Urban: 2 (100.0%) with access (50.0%), without access (50.0%) Suburban: 3 (100.0%) with access (100.0%), without access (0.0%) Rural: 28 (100.0%) with access (100.0%), without access (0.0%)

Average distance to a choice of providers for all members					
Number of providers	1	2	3	4	5
Urban	26.8	28.2	30.8	31.7	32.8
Suburban	17.0	30.6	34.8	41.8	44.9
Rural	6.3	16.2	21.2	23.0	26.5

Key geographic areas				
Region	Total number of members	All members		
		Percent w	Percent wo	Average distance to 1 provider
Central	17	100.0	0.0	3.5
East	9	88.9	11.1	21.6
West	7	100.0	0.0	3.9

# Provider locations



- ▲ Single provider locations
- ▲ Multiple provider locations

- 30 mile radius
- 60 mile radius



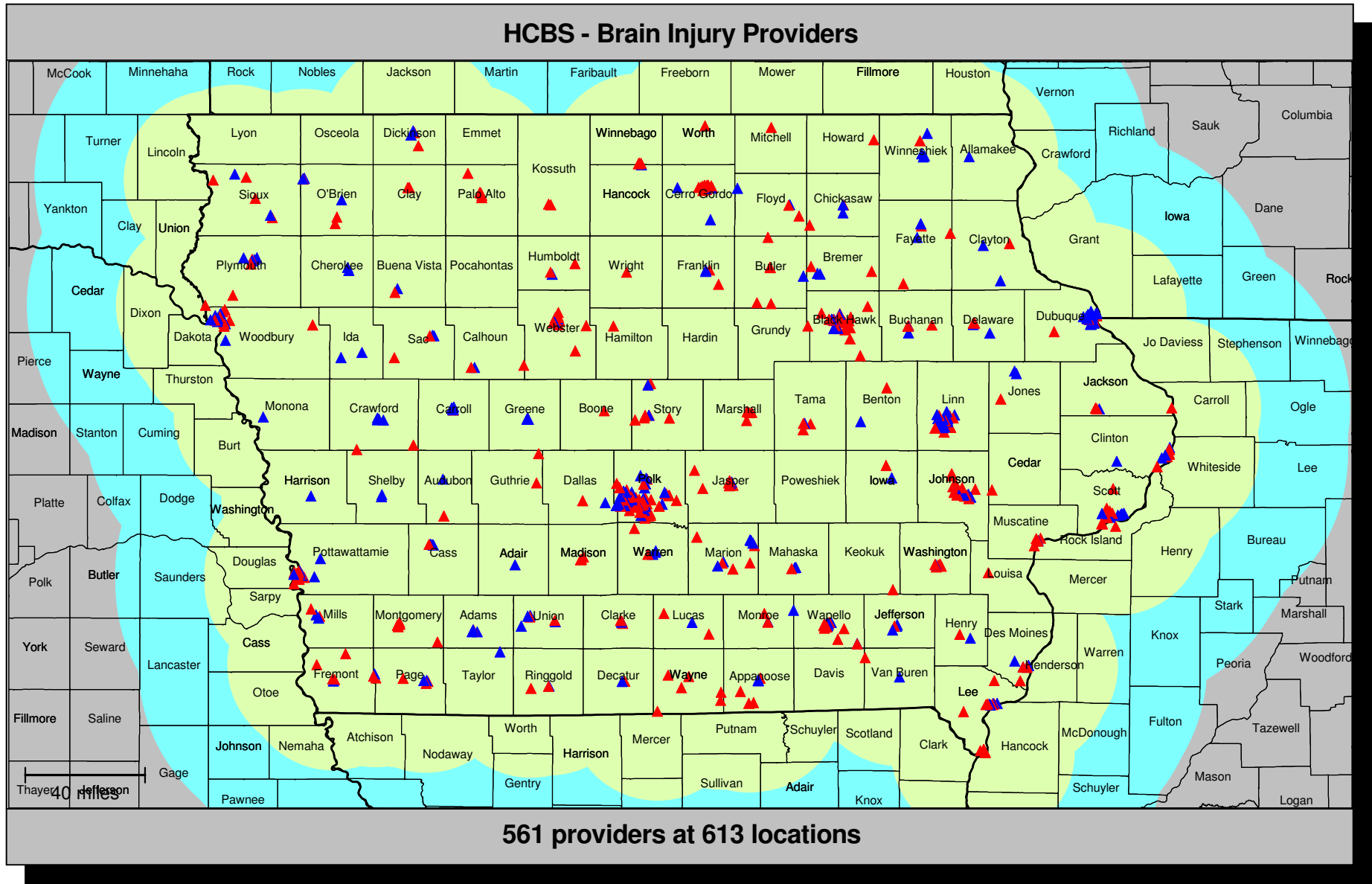
## Accessibility summary

Accessibility analysis specifications	
Provider group:	<b>HCBS - AIDS-HIV Providers</b> 3,260 providers at 3,115 locations
Member group:	<b>LTSS AIDS-HIV Mems</b> 4 members
Access standard:	Urban:1 Provider within 30.0 miles Suburban:1 Provider within 60.0 miles Rural:1 Provider within 60.0 miles
All members:	Urban: 0 (0.0%) Suburban: 3 (100.0%) with access (100.0%), without access (0.0%) Rural: 1 (100.0%) with access (100.0%), without access (0.0%)

Average distance to a choice of providers for all members					
Number of providers	1	2	3	4	5
Urban	---	---	---	---	---
Suburban	0.2	0.5	0.5	1.0	1.6
Rural	4.9	11.7	13.6	14.3	15.2

Key geographic areas				
Region	Total number of members	All members		
		Percent w	Percent wo	Average distance to 1 provider
West	2	100.0	0.0	2.4
Central	1	100.0	0.0	0.1
East	1	100.0	0.0	0.3

# Provider locations



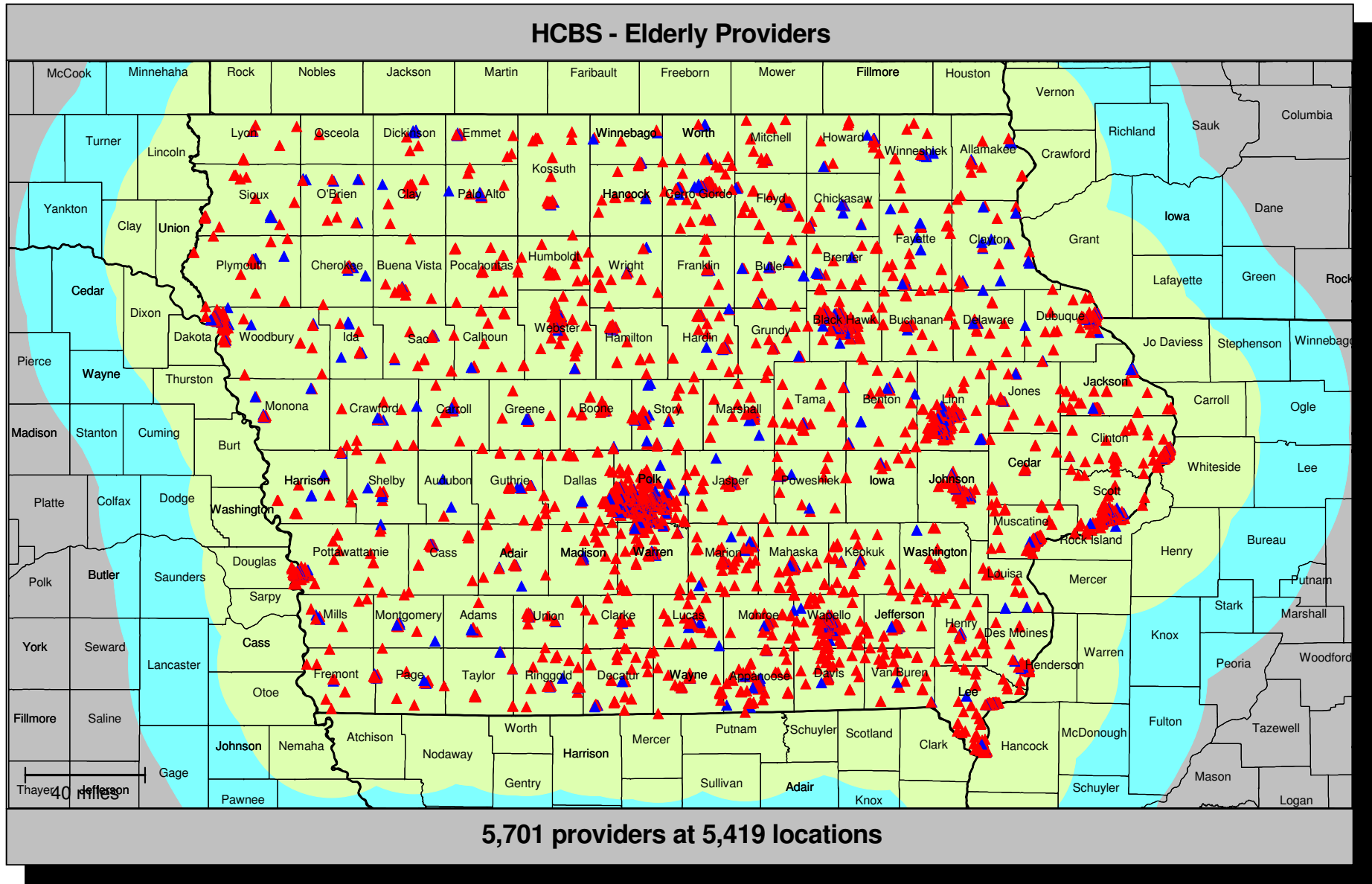
## Accessibility summary

Accessibility analysis specifications	
Provider group:	<b>HCBS - Brain Injury Providers</b> 561 providers at 613 locations
Member group:	<b>LTSS Brain Injury Mems</b> 199 members
Access standard:	Urban:1 Provider within 30.0 miles Suburban:1 Provider within 60.0 miles Rural:1 Provider within 60.0 miles
All members:	Urban: 14 (100.0%) with access (100.0%), without access (0.0%) Suburban: 54 (100.0%) with access (100.0%), without access (0.0%) Rural: 131 (100.0%) with access (100.0%), without access (0.0%)

Average distance to a choice of providers for all members					
Number of providers	1	2	3	4	5
Urban	0.8	0.9	1.1	1.5	1.7
Suburban	0.9	1.3	1.7	1.9	2.2
Rural	3.9	5.4	6.1	6.7	7.9

Key geographic areas				
Region	Total number of members	All members		
		Percent w	Percent wo	Average distance to 1 provider
East	86	100.0	0.0	2.4
Central	75	100.0	0.0	3.6
West	38	100.0	0.0	2.5

# Provider locations



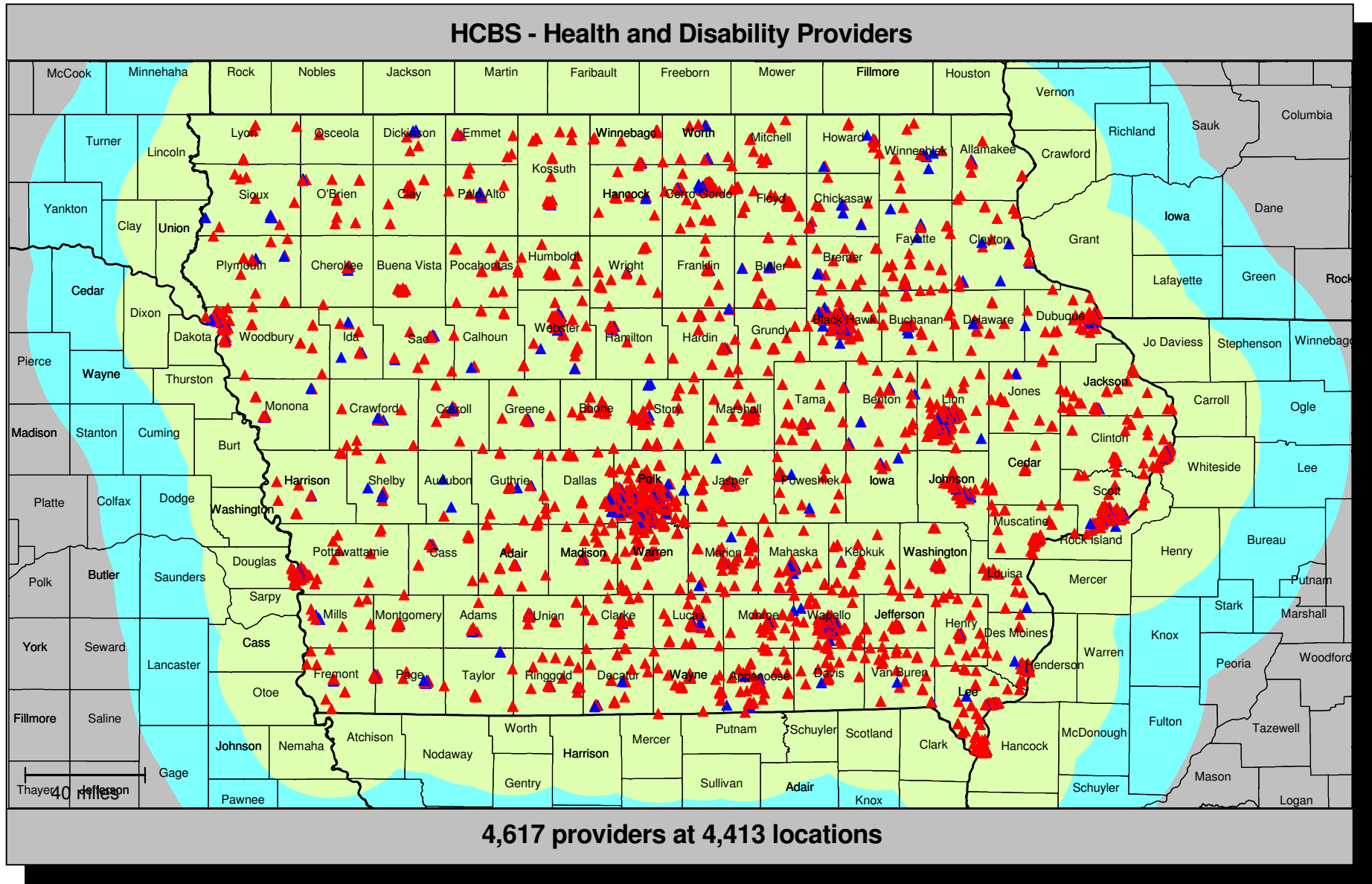
## Accessibility summary

Accessibility analysis specifications	
Provider group:	<b>HCBS - Elderly Providers</b> 5,701 providers at 5,419 locations
Member group:	<b>LTSS Elderly Mems</b> 1,637 members
Access standard:	Urban:1 Provider within 30.0 miles Suburban:1 Provider within 60.0 miles Rural:1 Provider within 60.0 miles
All members:	Urban: 169 (100.0%) with access (100.0%), without access (0.0%) Suburban: 397 (100.0%) with access (100.0%), without access (0.0%) Rural: 1,071 (100.0%) with access (100.0%), without access (0.0%)

Average distance to a choice of providers for all members					
Number of providers	1	2	3	4	5
Urban	0.1	0.1	0.2	0.2	0.3
Suburban	0.2	0.3	0.4	0.5	0.6
Rural	0.9	1.5	2.0	2.3	2.7

Key geographic areas				
Region	Total number of members	All members		
		Percent w	Percent wo	Average distance to 1 provider
East	710	100.0	0.0	0.6
Central	605	100.0	0.0	0.6
West	322	100.0	0.0	0.8

# Provider locations



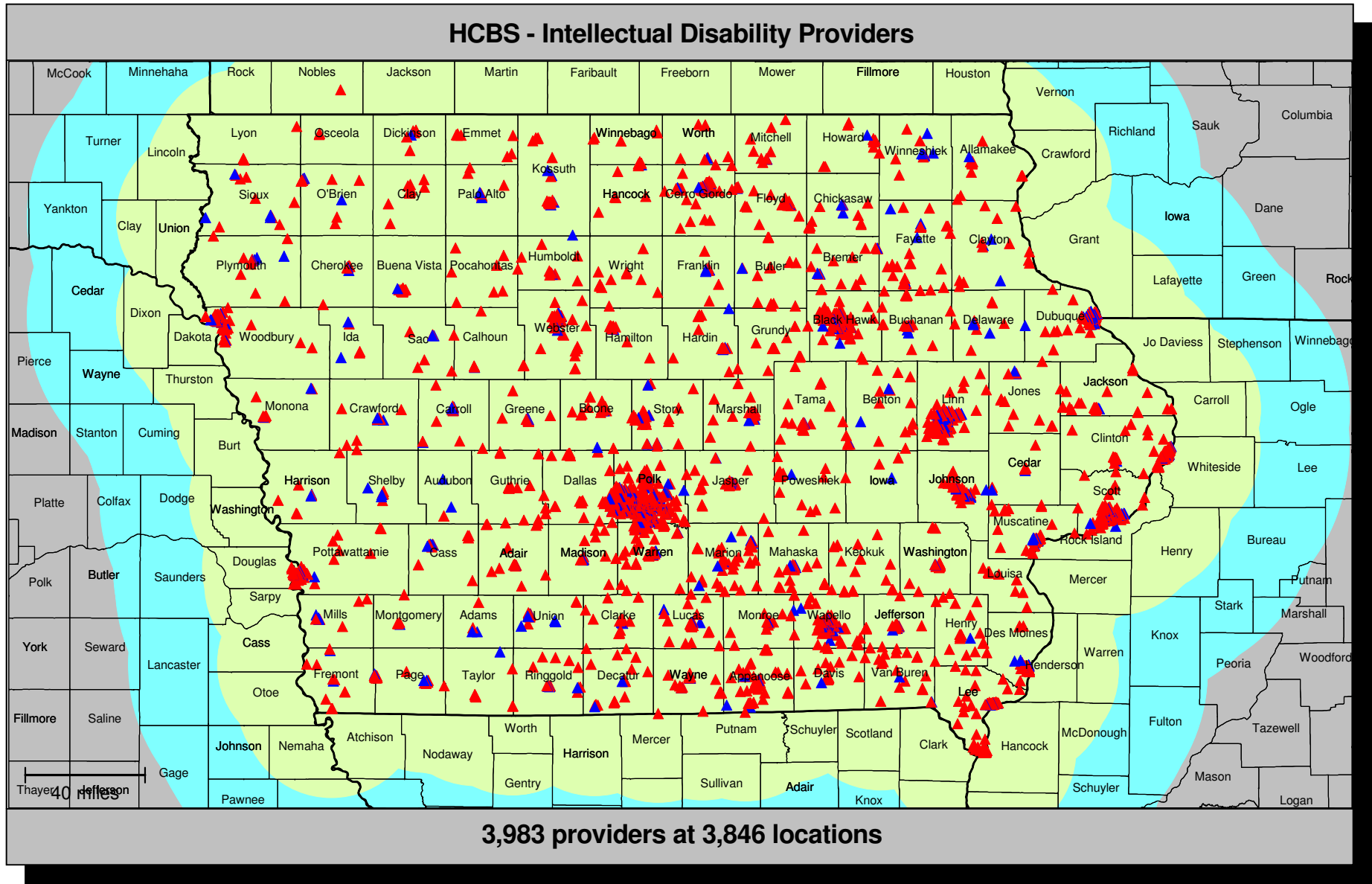
## Accessibility summary

Accessibility analysis specifications	
Provider group:	<b>HCBS - Health and Disability Providers</b> 4,617 providers at 4,413 locations
Member group:	<b>LTSS Health Disability Mems</b> 351 members
Access standard:	Urban:1 Provider within 30.0 miles Suburban:1 Provider within 60.0 miles Rural:1 Provider within 60.0 miles
All members:	Urban: 25 (100.0%) with access (100.0%), without access (0.0%) Suburban: 81 (100.0%) with access (100.0%), without access (0.0%) Rural: 245 (100.0%) with access (100.0%), without access (0.0%)

Average distance to a choice of providers for all members					
Number of providers	1	2	3	4	5
Urban	0.1	0.2	0.3	0.4	0.4
Suburban	0.3	0.4	0.6	0.7	0.8
Rural	1.5	2.5	3.2	3.8	4.3

Key geographic areas				
Region	Total number of members	All members		
		Percent w	Percent wo	Average distance to 1 provider
East	162	100.0	0.0	1.2
Central	127	100.0	0.0	0.7
West	62	100.0	0.0	1.9

# Provider locations



- ▲ Single provider locations
- ▲ Multiple provider locations

- 30 mile radius
- 60 mile radius



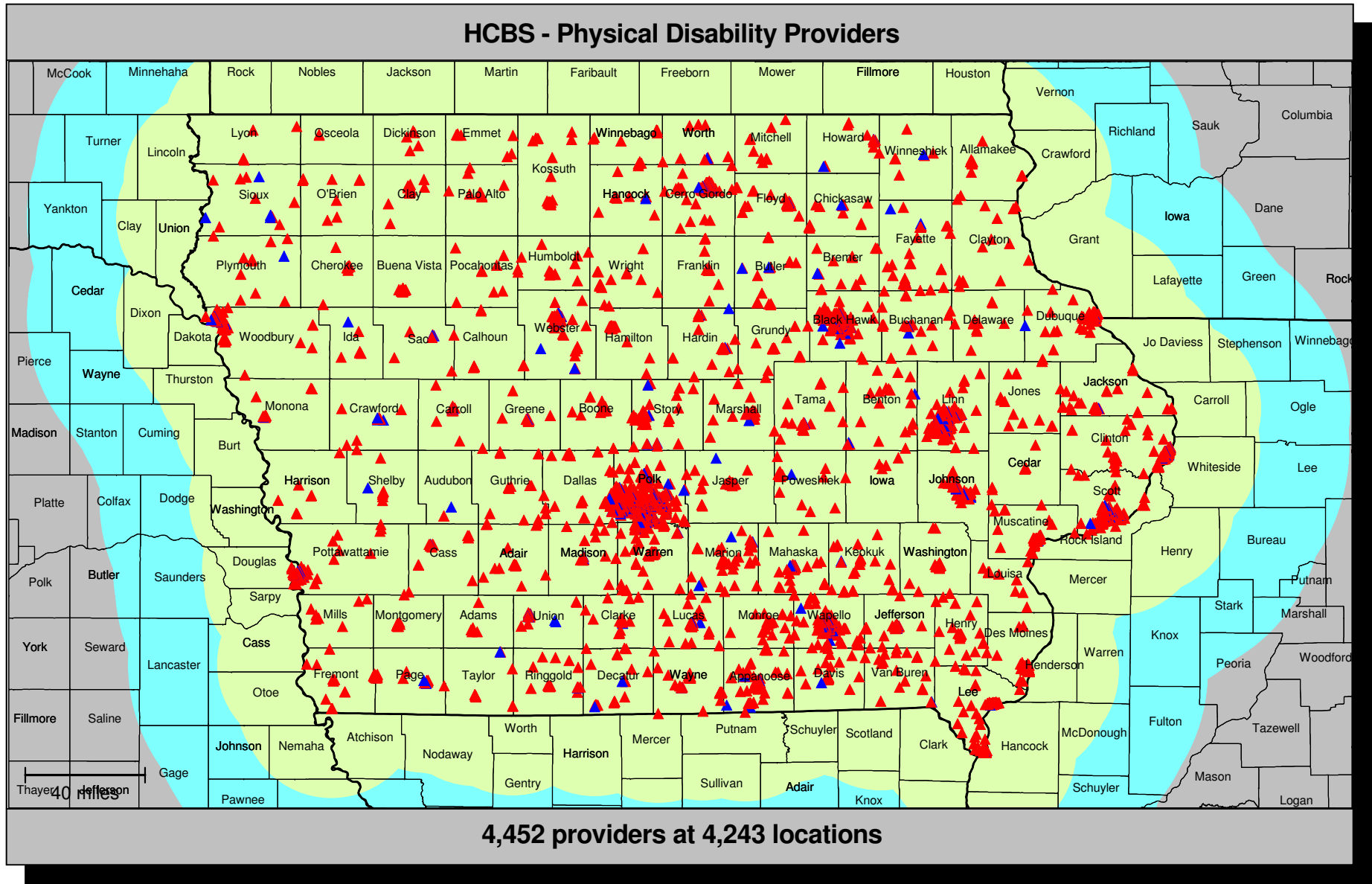
## Accessibility summary

Accessibility analysis specifications	
Provider group:	<b>HCBS - Intellectual Disability Providers</b> 3,983 providers at 3,846 locations
Member group:	<b>Intellectual Disability</b> 2,082 members
Access standard:	Urban:1 Provider within 30.0 miles Suburban:1 Provider within 60.0 miles Rural:1 Provider within 60.0 miles
All members:	Urban: 145 (100.0%) with access (100.0%), without access (0.0%) Suburban: 447 (100.0%) with access (100.0%), without access (0.0%) Rural: 1,490 (100.0%) with access (100.0%), without access (0.0%)

Average distance to a choice of providers for all members					
Number of providers	1	2	3	4	5
Urban	0.1	0.2	0.3	0.4	0.5
Suburban	0.4	0.5	0.7	0.8	0.9
Rural	1.4	2.0	2.6	3.0	3.4

Key geographic areas				
Region	Total number of members	All members		
		Percent w	Percent wo	Average distance to 1 provider
Central	784	100.0	0.0	0.9
East	743	100.0	0.0	1.0
West	555	100.0	0.0	1.5

# Provider locations



- ▲ Single provider locations
- ▲ Multiple provider locations

- 30 mile radius
- 60 mile radius

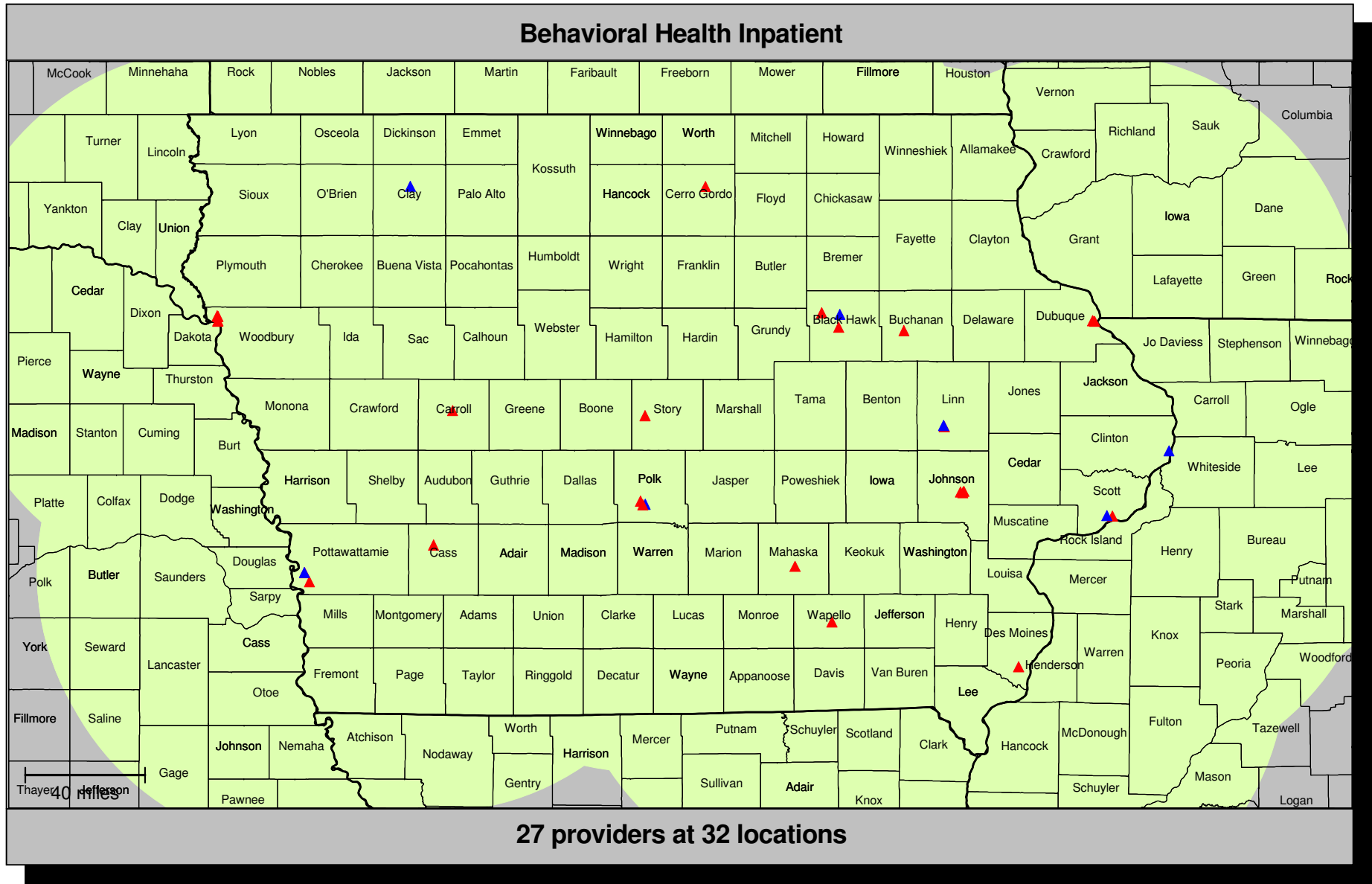
## Accessibility summary

Accessibility analysis specifications	
Provider group:	<b>HCBS - Physical Disability Providers</b> 4,452 providers at 4,243 locations
Member group:	<b>LTSS Physical Disability Mems</b> 168 members
Access standard:	Urban:1 Provider within 30.0 miles Suburban:1 Provider within 60.0 miles Rural:1 Provider within 60.0 miles
All members:	Urban: 31 (100.0%) with access (100.0%), without access (0.0%) Suburban: 48 (100.0%) with access (100.0%), without access (0.0%) Rural: 89 (100.0%) with access (100.0%), without access (0.0%)

Average distance to a choice of providers for all members					
Number of providers	1	2	3	4	5
Urban	0.1	0.2	0.3	0.3	0.4
Suburban	0.2	0.3	0.4	0.5	0.6
Rural	0.8	1.2	2.0	2.5	2.9

Key geographic areas				
Region	Total number of members	All members		
		Percent w	Percent wo	Average distance to 1 provider
Central	67	100.0	0.0	0.3
East	67	100.0	0.0	0.4
West	34	100.0	0.0	0.9

# Provider locations



## Accessibility summary

Accessibility analysis specifications	
Provider group:	<b>Behavioral Health Inpatient</b> 27 providers at 32 locations
Member group:	<b>Behavioral Health Habilitation Members</b> 9,821 members
Access standard:	<b>1 provider within 60 miles</b>
All members:	9,821 (100.0%) 98.3% with access 1.7% without access

Average distance to a choice of providers for all members					
Number of providers	1	2	3	4	5
Miles	15.7	23.5	31.2	37.4	49.2

Key geographic areas				
Region	Total number of members	All members		
		Percent w	Percent wo	Average distance to 1 provider
East	3,992	97.8	2.2	10.9
Central	3,323	99.7	0.3	14.3
West	2,506	97.1	2.9	25.1

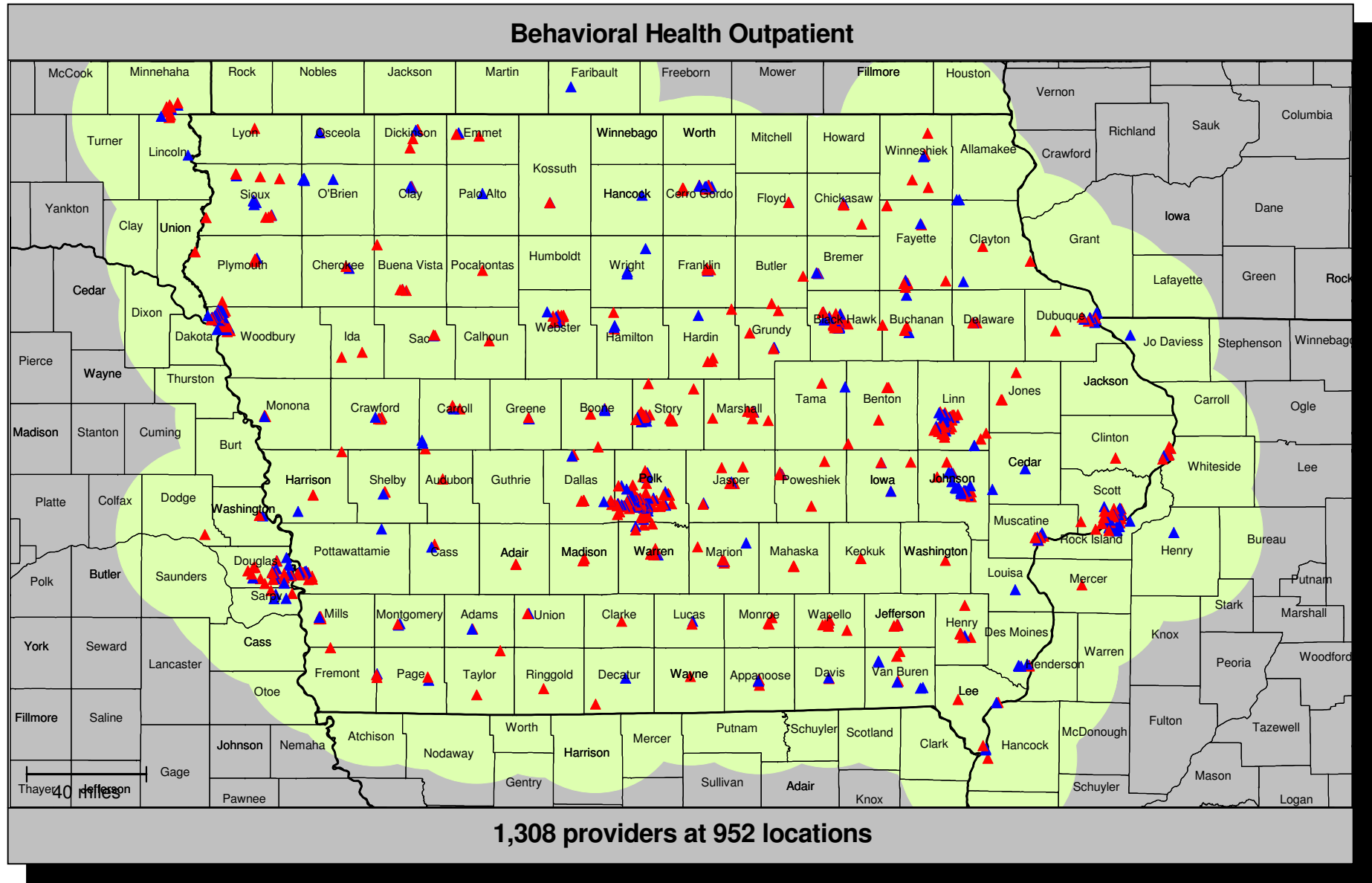
## Accessibility summary

Accessibility analysis specifications	
Provider group:	<b>Behavioral Health Inpatient</b> 27 providers at 32 locations
Member group:	<b>Behavioral Health Habilitation Members</b> 9,821 members
Access standard:	<b>1 provider within 90 miles</b>
All members:	9,821 (100.0%) 100.0% with access 0.0% without access

Average distance to a choice of providers for all members					
Number of providers	1	2	3	4	5
Miles	15.7	23.5	31.2	37.4	49.2

Key geographic areas				
Region	Total number of members	All members		
		Percent w	Percent wo	Average distance to 1 provider
East	3,992	100.0	0.0	10.9
Central	3,323	100.0	0.0	14.3
West	2,506	100.0	0.0	25.1

# Provider locations



## Accessibility summary

Accessibility analysis specifications	
Provider group:	<b>Behavioral Health Outpatient</b> 1,308 providers at 952 locations
Member group:	<b>Behavioral Health Habilitation Members</b> 9,821 members
Access standard:	<b>1 provider within 60 miles</b>
All members:	9,821 (100.0%) 100.0% with access 0.0% without access

Average distance to a choice of providers for all members					
Number of providers	1	2	3	4	5
Miles	2.9	3.8	4.4	5.2	5.7

Key geographic areas				
Region	Total number of members	All members		
		Percent w	Percent wo	Average distance to 1 provider
East	3,992	100.0	0.0	2.6
Central	3,323	100.0	0.0	2.5
West	2,506	100.0	0.0	3.9



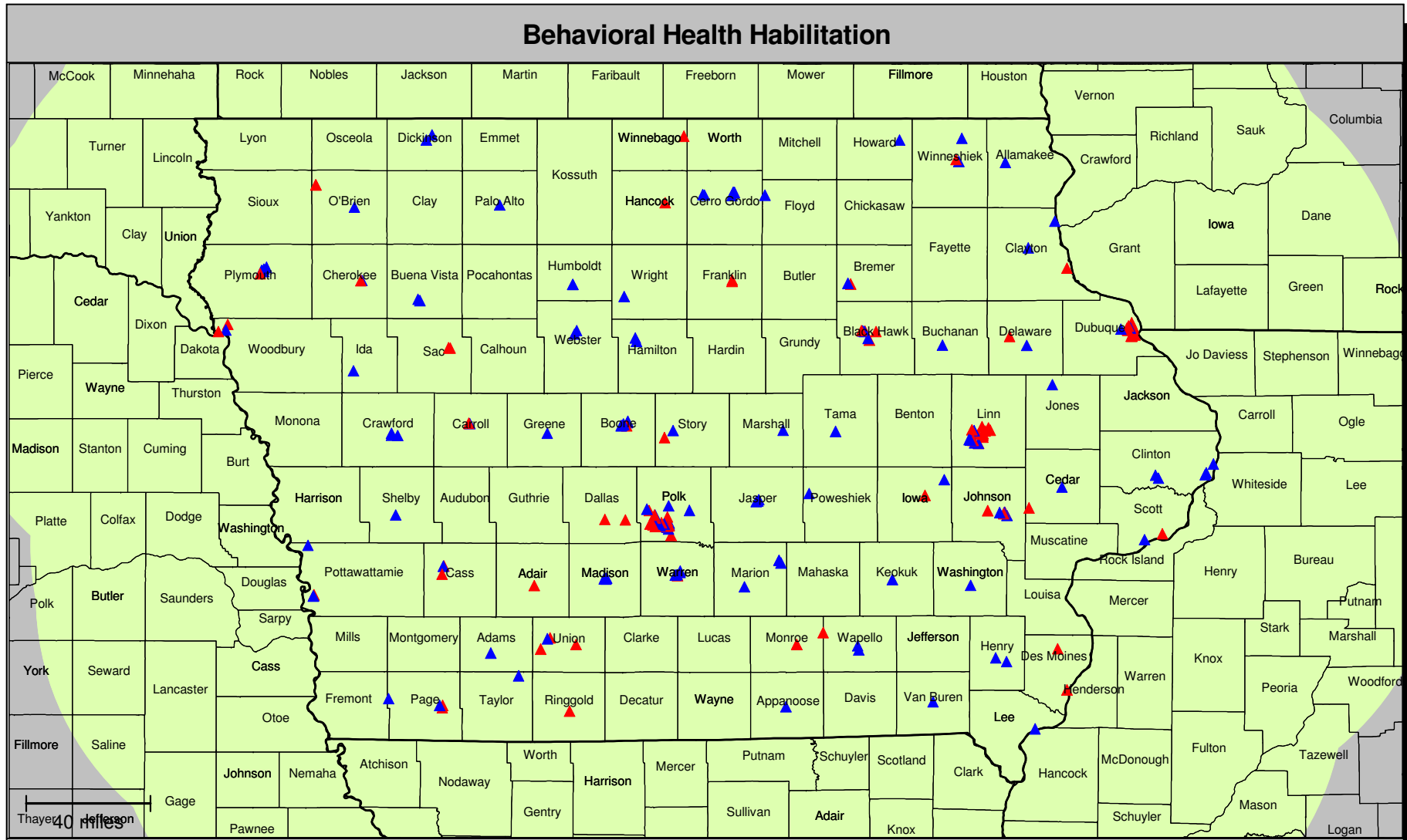
## Accessibility summary

Accessibility analysis specifications	
Provider group:	<b>Behavioral Health Outpatient</b> 1,308 providers at 952 locations
Member group:	<b>Behavioral Health Habilitation Members</b> 9,821 members
Access standard:	<b>1 provider within 90 miles</b>
All members:	9,821 (100.0%) 100.0% with access 0.0% without access

Average distance to a choice of providers for all members					
Number of providers	1	2	3	4	5
Miles	2.9	3.8	4.4	5.2	5.7

Key geographic areas				
Region	Total number of members	All members		
		Percent w	Percent wo	Average distance to 1 provider
East	3,992	100.0	0.0	2.6
Central	3,323	100.0	0.0	2.5
West	2,506	100.0	0.0	3.9

# Provider locations



122 providers at 208 locations

- ▲ Single provider locations
- ▲ Multiple provider locations

90 mile radius

## Accessibility summary

Accessibility analysis specifications	
Provider group:	<b>Behavioral Health Habilitation</b> 122 providers at 208 locations
Member group:	<b>Behavioral Health Habilitation Members</b> 9,821 members
Access standard:	<b>1 provider within 60 miles</b>
All members:	9,821 (100.0%) 100.0% with access 0.0% without access

Average distance to a choice of providers for all members					
Number of providers	1	2	3	4	5
Miles	6.1	7.0	10.1	11.8	14.6

Key geographic areas				
Region	Total number of members	All members		
		Percent w	Percent wo	Average distance to 1 provider
East	3,992	100.0	0.0	5.3
Central	3,323	100.0	0.0	5.7
West	2,506	100.0	0.0	8.1

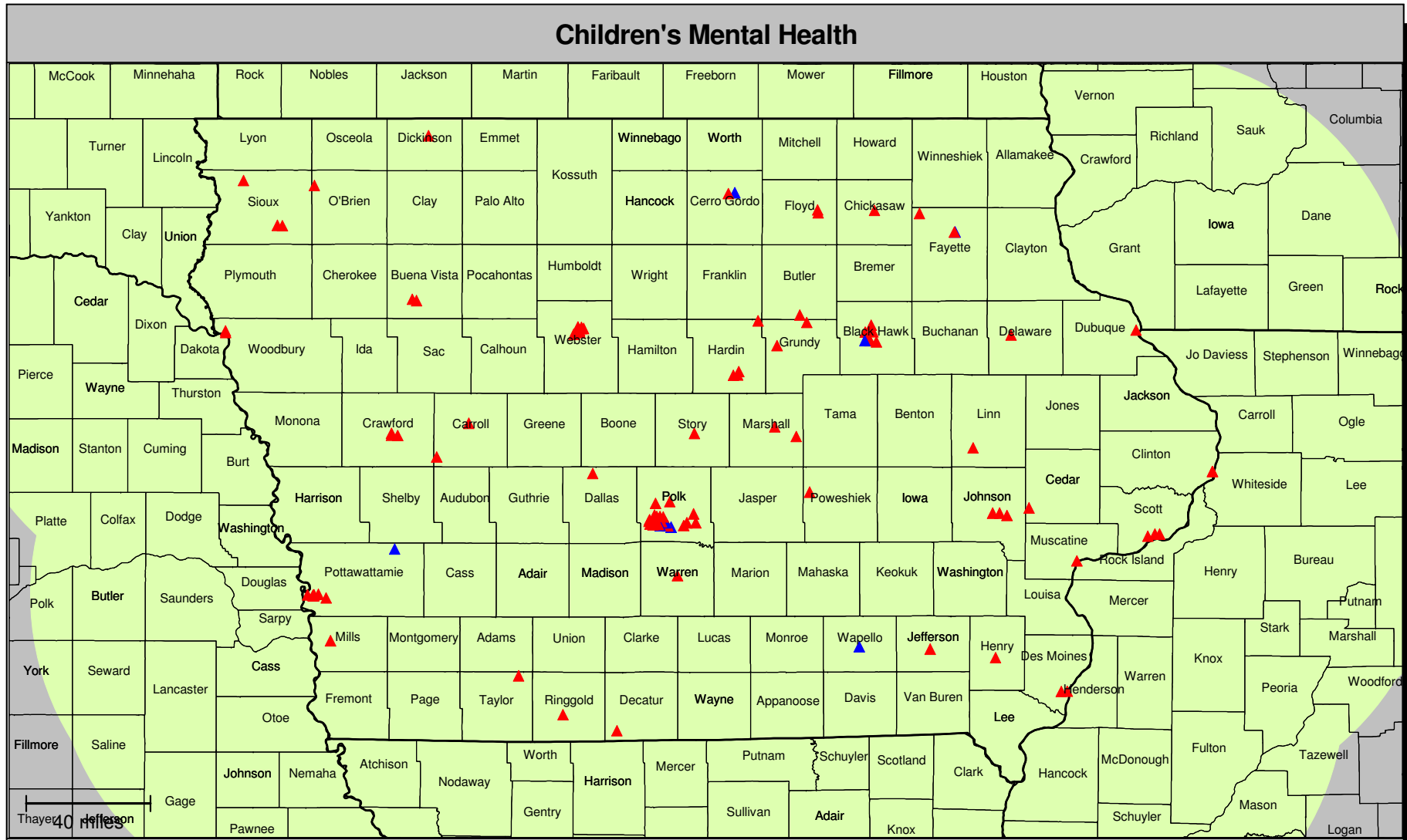
## Accessibility summary

Accessibility analysis specifications	
Provider group:	<b>Behavioral Health Habilitation</b> 122 providers at 208 locations
Member group:	<b>Behavioral Health Habilitation Members</b> 9,821 members
Access standard:	<b>1 provider within 90 miles</b>
All members:	9,821 (100.0%) 100.0% with access 0.0% without access

Average distance to a choice of providers for all members					
Number of providers	1	2	3	4	5
Miles	6.1	7.0	10.1	11.8	14.6

Key geographic areas				
Region	Total number of members	All members		
		Percent w	Percent wo	Average distance to 1 provider
East	3,992	100.0	0.0	5.3
Central	3,323	100.0	0.0	5.7
West	2,506	100.0	0.0	8.1

# Provider locations



- ▲ Single provider locations
- ▲ Multiple provider locations

90 mile radius

## Accessibility summary

Accessibility analysis specifications	
Provider group:	<b>Children's Mental Health</b> 62 providers at 109 locations
Member group:	<b>CMH Mems</b> 309 members
Access standard:	<b>1 provider within 60 miles</b>
All members:	309 (100.0%) 100.0% with access 0.0% without access

Average distance to a choice of providers for all members					
Number of providers	1	2	3	4	5
Miles	10.0	16.7	23.3	26.3	29.5

Key geographic areas				
Region	Total number of members	All members		
		Percent w	Percent wo	Average distance to 1 provider
Central	126	100.0	0.0	8.3
East	104	100.0	0.0	9.0
West	79	100.0	0.0	14.2

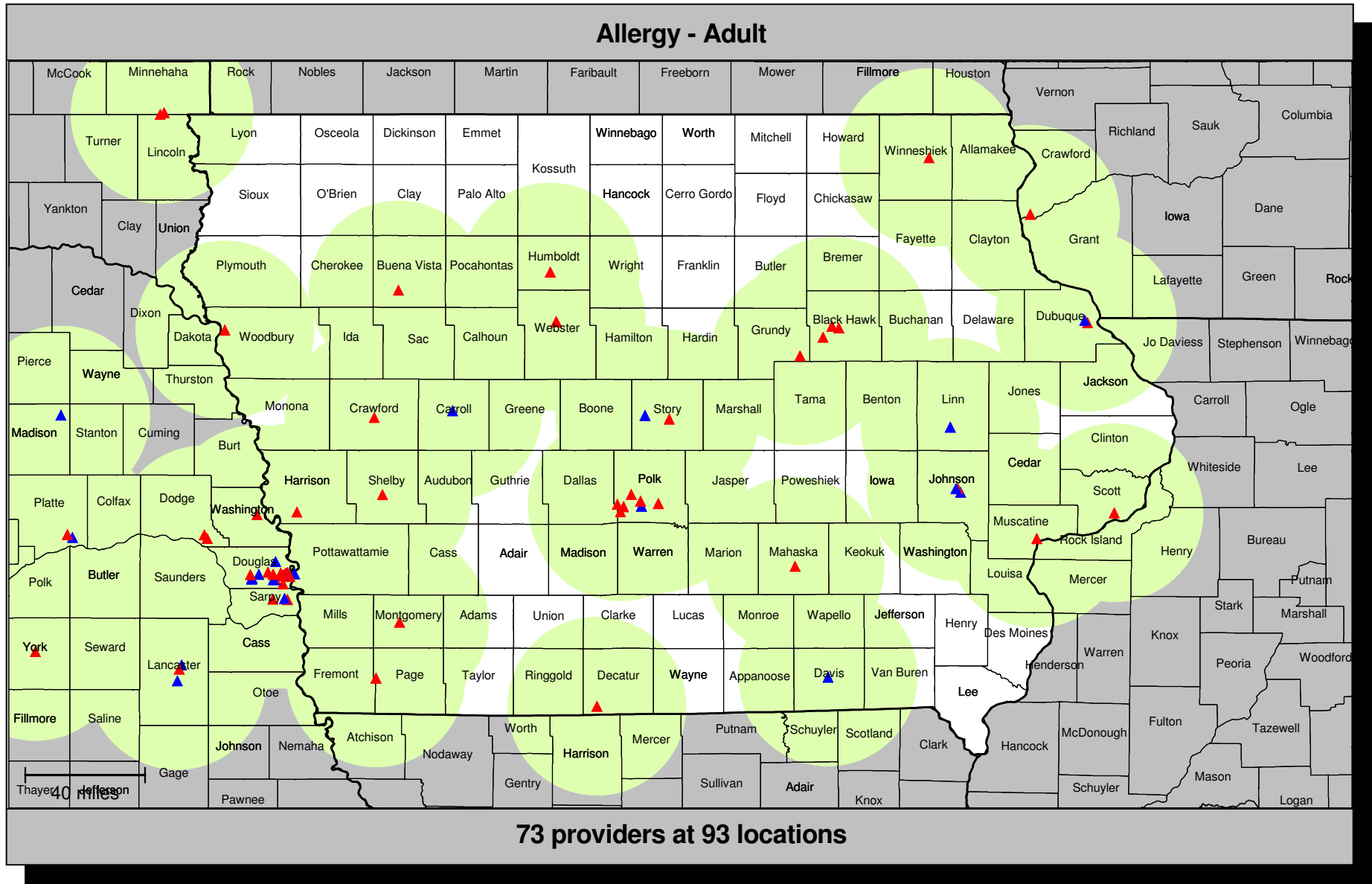
## Accessibility summary

Accessibility analysis specifications	
Provider group:	<b>Children's Mental Health</b> 62 providers at 109 locations
Member group:	<b>CMH Mems</b> 309 members
Access standard:	<b>1 provider within 90 miles</b>
All members:	309 (100.0%) 100.0% with access 0.0% without access

Average distance to a choice of providers for all members					
Number of providers	1	2	3	4	5
Miles	10.0	16.7	23.3	26.3	29.5

Key geographic areas				
Region	Total number of members	All members		
		Percent w	Percent wo	Average distance to 1 provider
Central	126	100.0	0.0	8.3
East	104	100.0	0.0	9.0
West	79	100.0	0.0	14.2

# Provider locations





## Accessibility summary

Accessibility analysis specifications	
Provider group:	<b>Allergy - Adult</b> 73 providers at 93 locations
Member group:	<b>IA Adult Members</b> 67,085 members
Access standard:	<b>1 provider within 60 miles</b>
All members:	67,085 (100.0%) 96.6% with access 3.4% without access

Average distance to a choice of providers for all members					
Number of providers	1	2	3	4	5
Miles	16.0	25.2	31.5	36.9	41.5

Key geographic areas				
Region	Total number of members	All members		
		Percent w	Percent wo	Average distance to 1 provider
East	26,743	96.5	3.5	14.9
Central	24,400	95.4	4.6	16.2
West	15,942	98.6	1.4	17.6

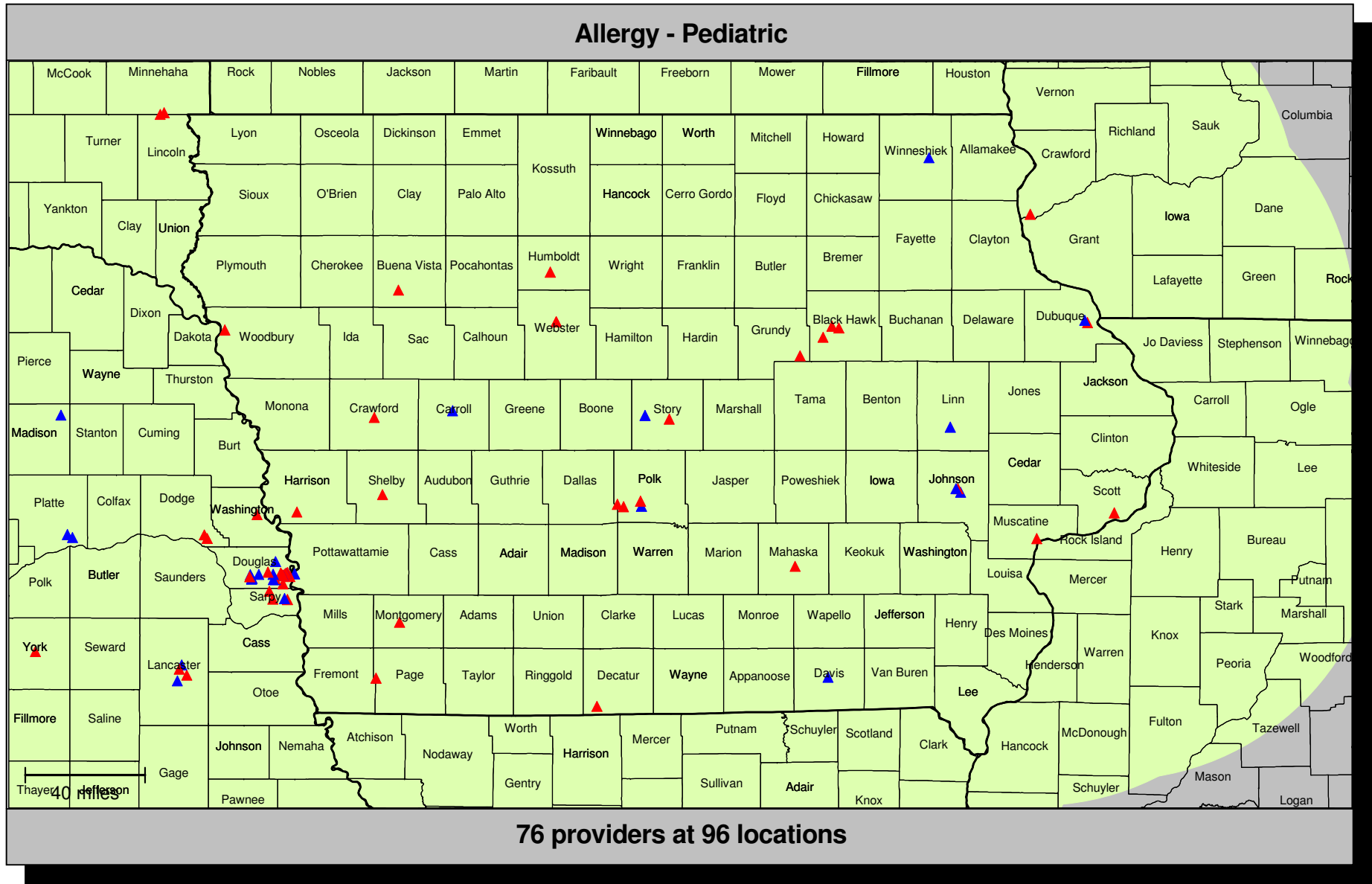
## Accessibility summary

Accessibility analysis specifications	
Provider group:	<b>Allergy - Adult</b> 73 providers at 93 locations
Member group:	<b>IA Adult Members</b> 67,085 members
Access standard:	<b>1 provider within 90 miles</b>
All members:	67,085 (100.0%) 100.0% with access 0.0% without access

Average distance to a choice of providers for all members					
Number of providers	1	2	3	4	5
Miles	16.0	25.2	31.5	36.9	41.5

Key geographic areas				
Region	Total number of members	All members		
		Percent w	Percent wo	Average distance to 1 provider
East	26,743	100.0	0.0	14.9
Central	24,400	100.0	0.0	16.2
West	15,942	100.0	0.0	17.6

# Provider locations



- ▲ Single provider locations
- ▲ Multiple provider locations

■ 90 mile radius

## Accessibility summary

Accessibility analysis specifications	
Provider group:	<b>Allergy - Pediatric</b> 76 providers at 96 locations
Member group:	<b>IA Children Members</b> 70,141 members
Access standard:	<b>1 provider within 60 miles</b>
All members:	70,141 (100.0%) 97.1% with access 2.9% without access

Average distance to a choice of providers for all members					
Number of providers	1	2	3	4	5
Miles	16.4	25.5	31.6	37.0	41.5

Key geographic areas				
Region	Total number of members	All members		
		Percent w	Percent wo	Average distance to 1 provider
East	26,123	97.2	2.8	14.7
Central	25,209	95.8	4.2	16.8
West	18,809	98.5	1.5	18.3

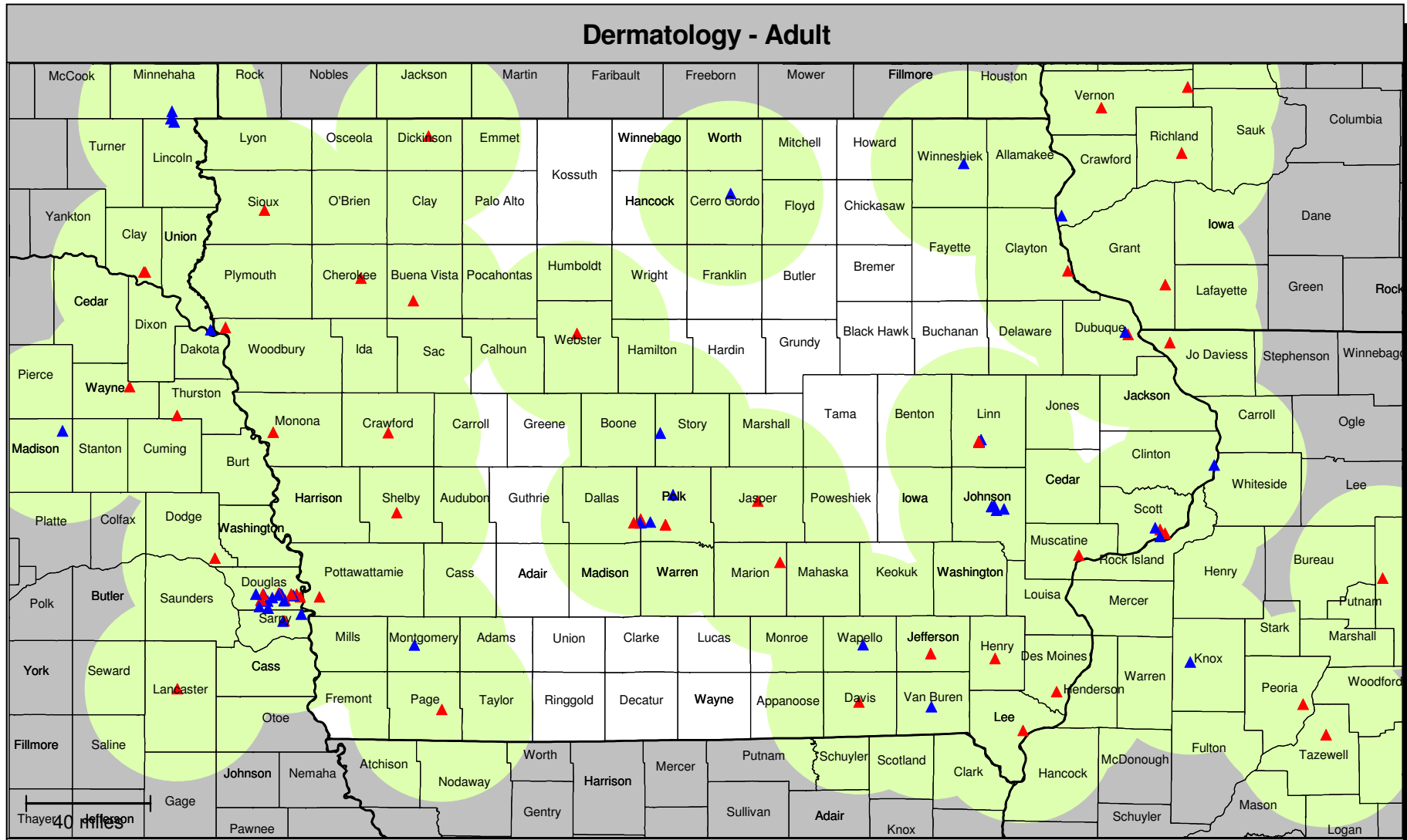
## Accessibility summary

Accessibility analysis specifications	
Provider group:	<b>Allergy - Pediatric</b> 76 providers at 96 locations
Member group:	<b>IA Children Members</b> 70,141 members
Access standard:	<b>1 provider within 90 miles</b>
All members:	70,141 (100.0%) 100.0% with access 0.0% without access

Average distance to a choice of providers for all members					
Number of providers	1	2	3	4	5
Miles	16.4	25.5	31.6	37.0	41.5

Key geographic areas				
Region	Total number of members	All members		
		Percent w	Percent wo	Average distance to 1 provider
East	26,123	100.0	0.0	14.7
Central	25,209	100.0	0.0	16.8
West	18,809	100.0	0.0	18.3

# Provider locations



**122 providers at 100 locations**

- ▲ Single provider locations
- ▲ Multiple provider locations
- 30 mile radius

## Accessibility summary

Accessibility analysis specifications	
Provider group:	<b>Dermatology - Adult</b> 122 providers at 100 locations
Member group:	<b>IA Adult Members</b> 67,085 members
Access standard:	<b>1 provider within 60 miles</b>
All members:	67,085 (100.0%) 98.2% with access 1.8% without access

Average distance to a choice of providers for all members					
Number of providers	1	2	3	4	5
Miles	14.2	19.0	21.1	27.1	29.0

Key geographic areas				
Region	Total number of members	All members		
		Percent w	Percent wo	Average distance to 1 provider
East	26,743	96.1	3.9	15.9
Central	24,400	99.9	0.1	11.3
West	15,942	99.1	0.9	15.7

## Accessibility summary

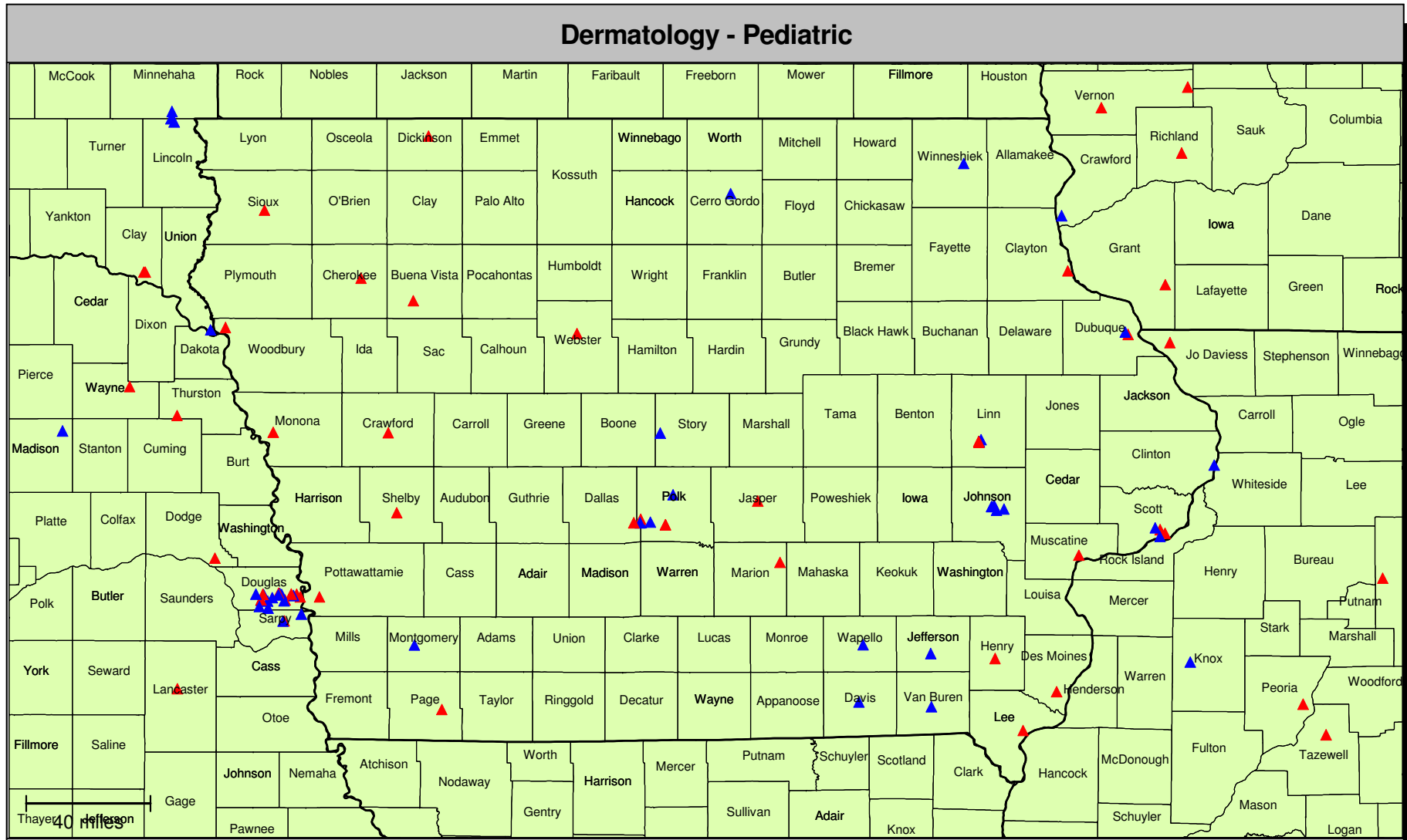
Accessibility analysis specifications	
Provider group:	<b>Dermatology - Adult</b> 122 providers at 100 locations
Member group:	<b>IA Adult Members</b> 67,085 members
Access standard:	<b>1 provider within 90 miles</b>
All members:	67,085 (100.0%) 100.0% with access 0.0% without access

Average distance to a choice of providers for all members					
Number of providers	1	2	3	4	5
Miles	14.2	19.0	21.1	27.1	29.0

Key geographic areas				
Region	Total number of members	All members		
		Percent w	Percent wo	Average distance to 1 provider
East	26,743	100.0	0.0	15.9
Central	24,400	100.0	0.0	11.3
West	15,942	100.0	0.0	15.7



# Provider locations



**122 providers at 100 locations**

- ▲ Single provider locations
- ▲ Multiple provider locations

◻ 90 mile radius

## Accessibility summary

Accessibility analysis specifications	
Provider group:	<b>Dermatology - Pediatric</b> 122 providers at 100 locations
Member group:	<b>IA Children Members</b> 70,141 members
Access standard:	<b>1 provider within 60 miles</b>
All members:	70,141 (100.0%) 98.6% with access 1.4% without access

Average distance to a choice of providers for all members					
Number of providers	1	2	3	4	5
Miles	14.5	19.4	21.8	27.8	29.5

Key geographic areas				
Region	Total number of members	All members		
		Percent w	Percent wo	Average distance to 1 provider
East	26,123	96.9	3.1	16.1
Central	25,209	99.9	0.1	12.0
West	18,809	99.3	0.7	15.5

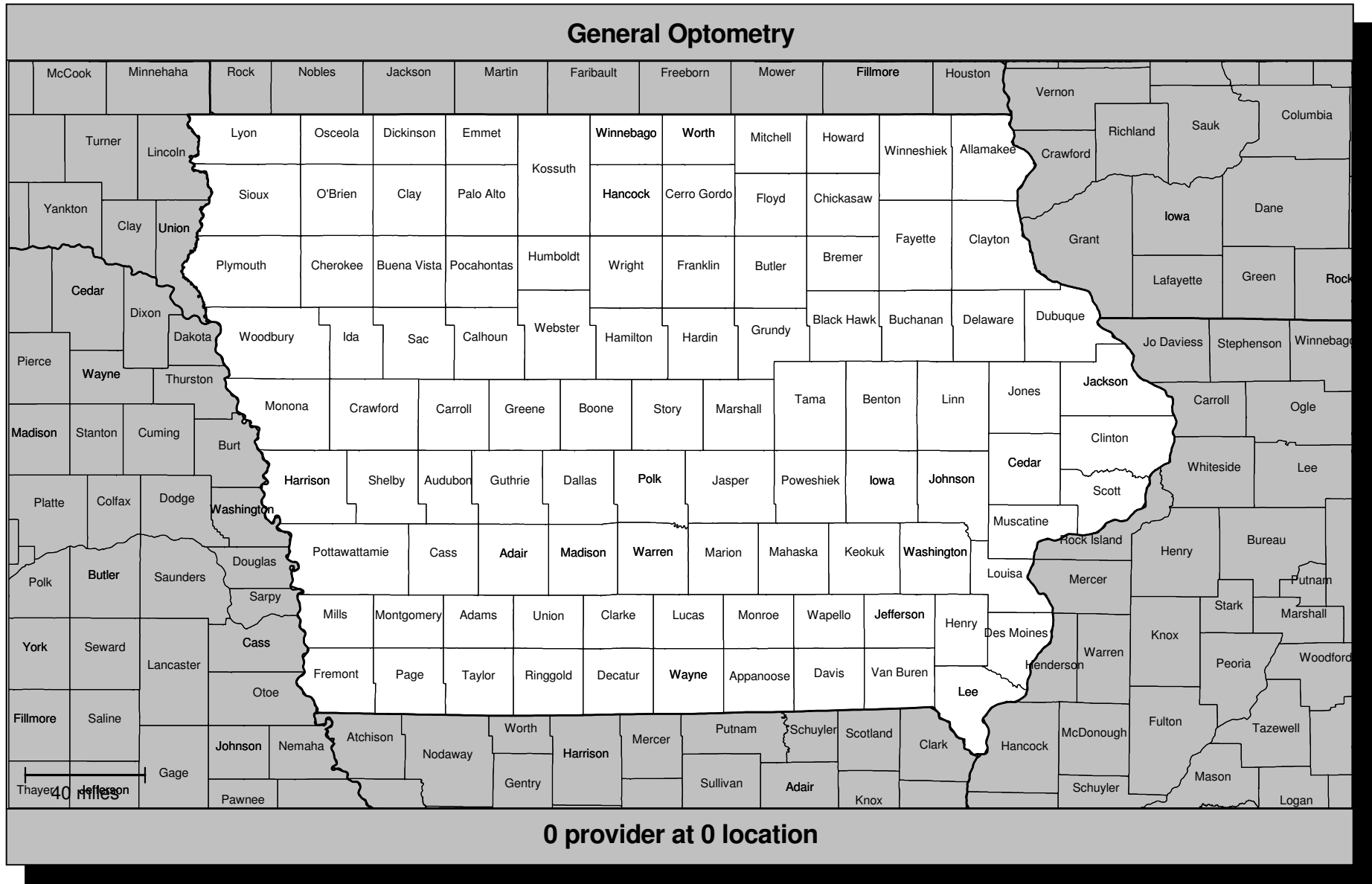
## Accessibility summary

Accessibility analysis specifications	
Provider group:	<b>Dermatology - Pediatric</b> 122 providers at 100 locations
Member group:	<b>IA Children Members</b> 70,141 members
Access standard:	<b>1 provider within 90 miles</b>
All members:	70,141 (100.0%) 100.0% with access 0.0% without access

Average distance to a choice of providers for all members					
Number of providers	1	2	3	4	5
Miles	14.5	19.4	21.8	27.8	29.5

Key geographic areas				
Region	Total number of members	All members		
		Percent w	Percent wo	Average distance to 1 provider
East	26,123	100.0	0.0	16.1
Central	25,209	100.0	0.0	12.0
West	18,809	100.0	0.0	15.5

# Provider locations



## Accessibility summary

Accessibility analysis specifications	
Provider group:	<b>General Optometry</b> 0 providers at 0 locations
Member group:	<b>IA Mems</b> 156,347 members
Access standard:	<b>1 provider within 30 miles</b>
All members:	156,347 (100.0%) 0.0% with access 100.0% without access

Average distance to a choice of providers for all members					
Number of providers	1	2	3	4	5
Miles	---	---	---	---	---

Key geographic areas				
Region	Total number of members	All members		
		Percent w	Percent wo	Average distance to 1 provider
East	60,105	0.0	100.0	---
Central	56,398	0.0	100.0	---
West	39,844	0.0	100.0	---

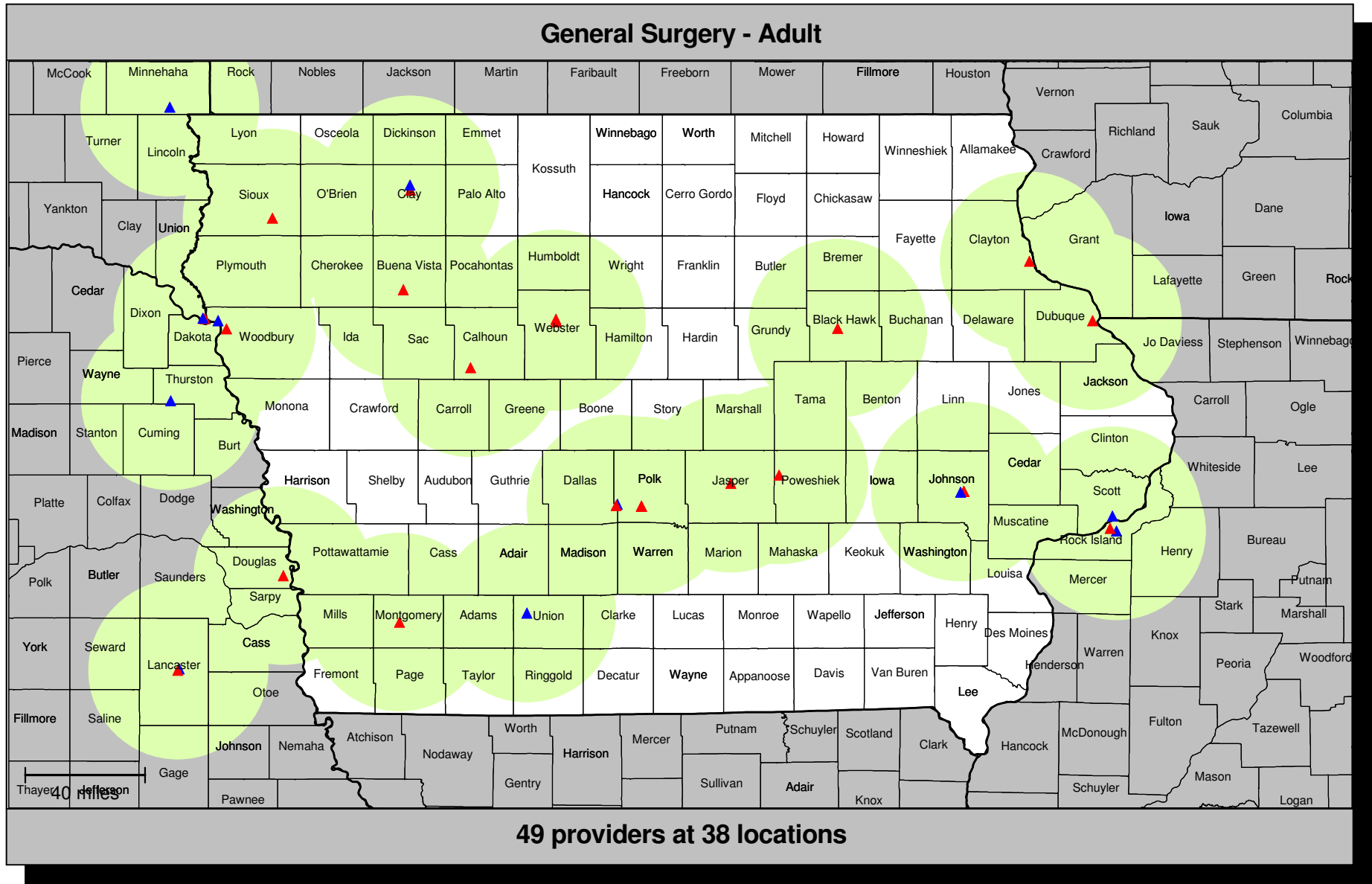
## Accessibility summary

Accessibility analysis specifications	
Provider group:	<b>General Optometry</b> 0 providers at 0 locations
Member group:	<b>IA Mems</b> 156,347 members
Access standard:	<b>1 provider within 30 miles</b>
All members:	156,347 (100.0%) 0.0% with access 100.0% without access

Average distance to a choice of providers for all members					
Number of providers	1	2	3	4	5
Miles	---	---	---	---	---

Key geographic areas				
Region	Total number of members	All members		
		Percent w	Percent wo	Average distance to 1 provider
East	60,105	0.0	100.0	---
Central	56,398	0.0	100.0	---
West	39,844	0.0	100.0	---

# Provider locations



## Accessibility summary

Accessibility analysis specifications	
Provider group:	<b>General Surgery - Adult</b> 49 providers at 38 locations
Member group:	<b>IA Adult Members</b> 67,085 members
Access standard:	<b>1 provider within 60 miles</b>
All members:	67,085 (100.0%) 93.8% with access 6.2% without access

Average distance to a choice of providers for all members					
Number of providers	1	2	3	4	5
Miles	21.3	30.4	37.3	40.1	42.4

Key geographic areas				
Region	Total number of members	All members		
		Percent w	Percent wo	Average distance to 1 provider
East	26,743	94.7	5.3	21.0
Central	24,400	89.6	10.4	23.7
West	15,942	98.5	1.5	18.0



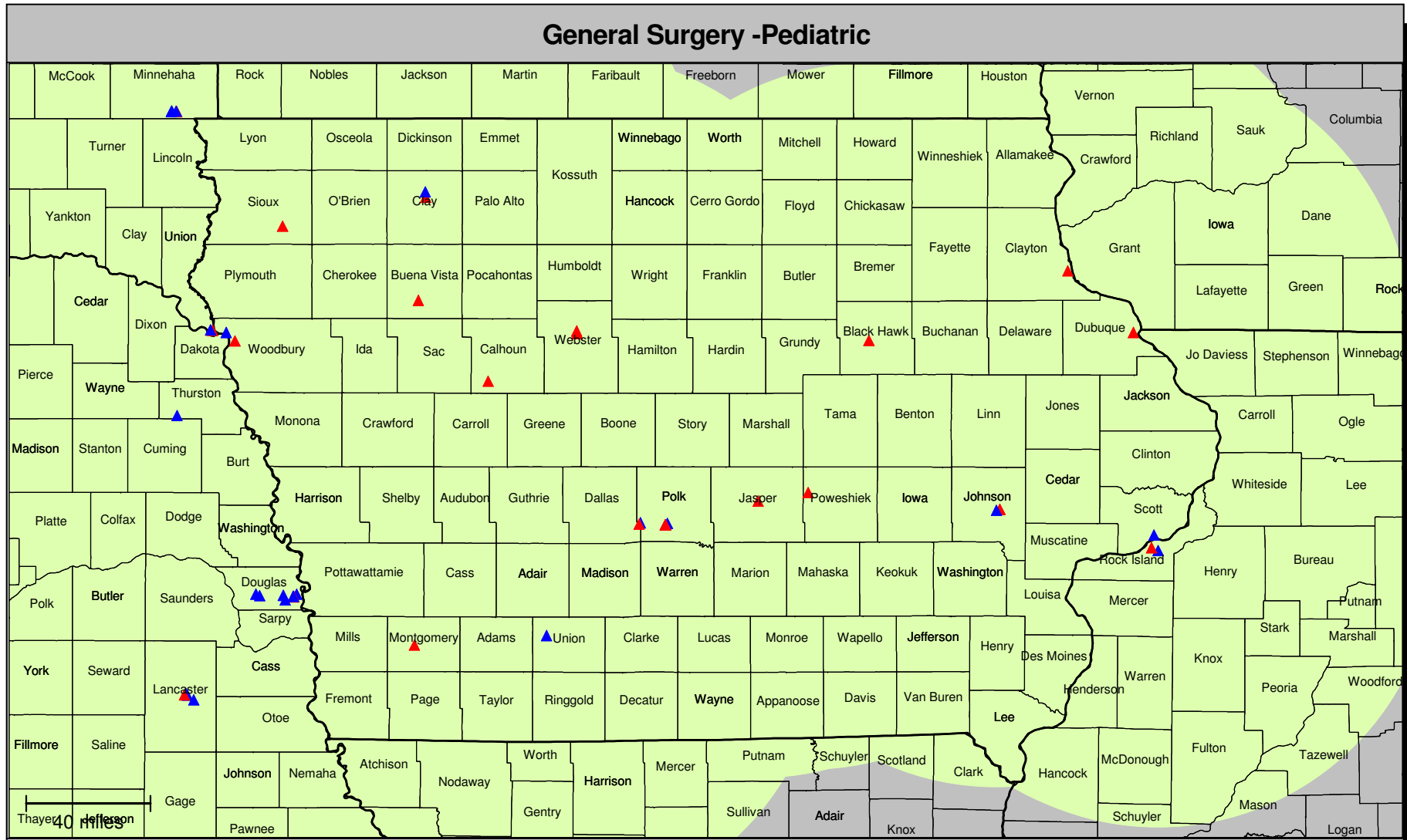
## Accessibility summary

Accessibility analysis specifications	
Provider group:	<b>General Surgery - Adult</b> 49 providers at 38 locations
Member group:	<b>IA Adult Members</b> 67,085 members
Access standard:	<b>1 provider within 90 miles</b>
All members:	67,085 (100.0%) 99.9% with access 0.1% without access

Average distance to a choice of providers for all members					
Number of providers	1	2	3	4	5
Miles	21.3	30.4	37.3	40.1	42.4

Key geographic areas				
Region	Total number of members	All members		
		Percent w	Percent wo	Average distance to 1 provider
East	26,743	100.0	0.0	21.0
Central	24,400	99.8	0.2	23.7
West	15,942	100.0	0.0	18.0

# Provider locations



88 providers at 56 locations

- ▲ Single provider locations
- ▲ Multiple provider locations

90 mile radius

## Accessibility summary

Accessibility analysis specifications	
Provider group:	<b>General Surgery -Pediatric</b> 88 providers at 56 locations
Member group:	<b>IA Children Members</b> 70,141 members
Access standard:	<b>1 provider within 60 miles</b>
All members:	70,141 (100.0%) 94.5% with access 5.5% without access

Average distance to a choice of providers for all members					
Number of providers	1	2	3	4	5
Miles	20.7	28.3	33.1	35.8	37.5

Key geographic areas				
Region	Total number of members	All members		
		Percent w	Percent wo	Average distance to 1 provider
East	26,123	95.2	4.8	21.0
Central	25,209	90.6	9.4	22.6
West	18,809	98.7	1.3	17.8

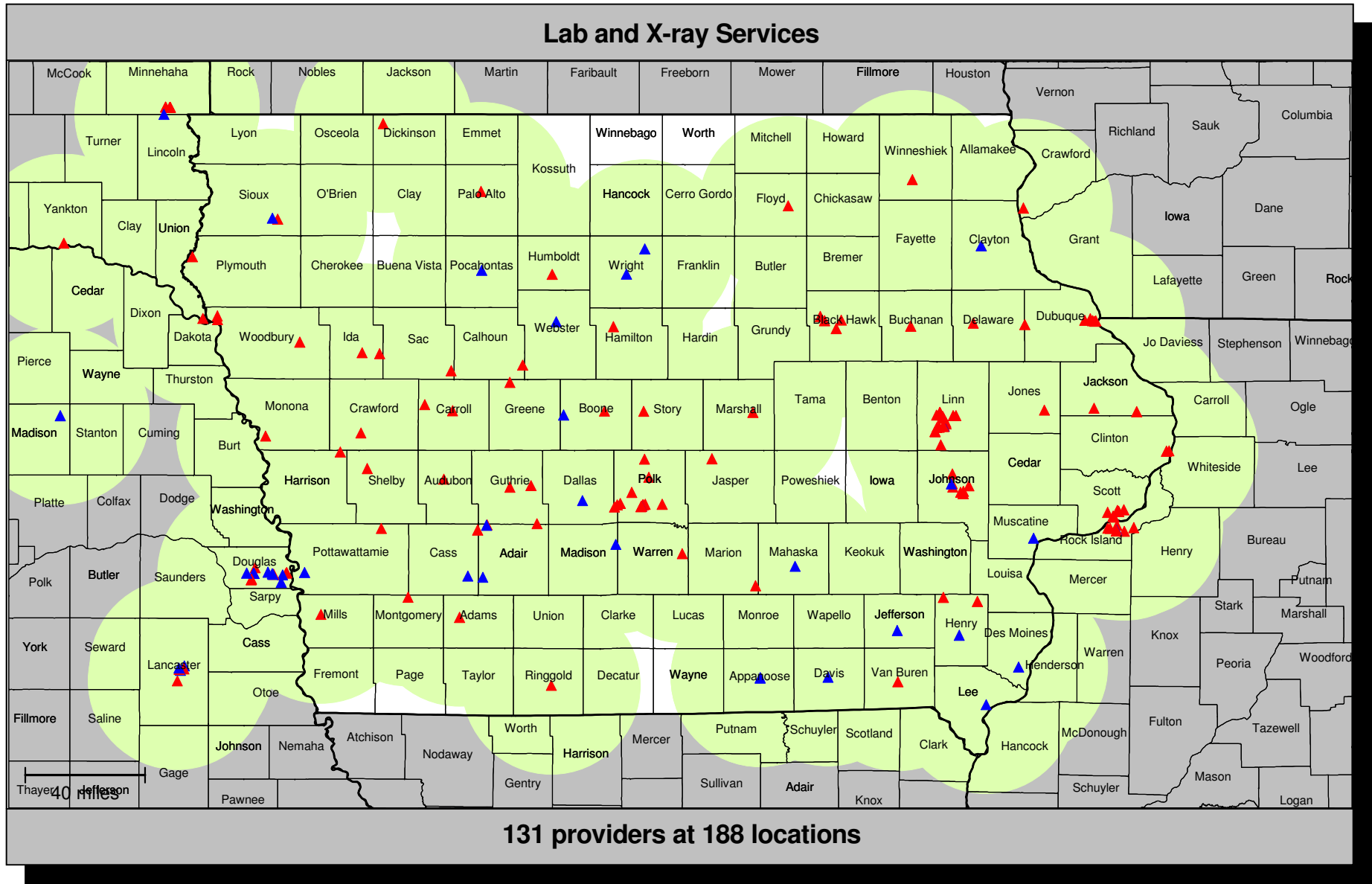
## Accessibility summary

Accessibility analysis specifications	
Provider group:	<b>General Surgery -Pediatric</b> 88 providers at 56 locations
Member group:	<b>IA Children Members</b> 70,141 members
Access standard:	<b>1 provider within 90 miles</b>
All members:	70,141 (100.0%) 99.9% with access 0.1% without access

Average distance to a choice of providers for all members					
Number of providers	1	2	3	4	5
Miles	20.7	28.3	33.1	35.8	37.5

Key geographic areas				
Region	Total number of members	All members		
		Percent w	Percent wo	Average distance to 1 provider
East	26,123	100.0	0.0	21.0
Central	25,209	99.8	0.2	22.6
West	18,809	100.0	0.0	17.8

# Provider locations



## Accessibility summary

Accessibility analysis specifications	
Provider group:	<b>Lab and X-ray Services</b> 131 providers at 188 locations
Member group:	<b>IA Mems</b> 156,347 members
Access standard:	<b>1 provider within 30 miles</b>
All members:	156,347 (100.0%) 96.6% with access 3.4% without access

Average distance to a choice of providers for all members					
Number of providers	1	2	3	4	5
Miles	8.3	11.9	15.6	18.3	21.1

Key geographic areas				
Region	Total number of members	All members		
		Percent w	Percent wo	Average distance to 1 provider
East	60,105	99.7	0.3	5.3
Central	56,398	94.6	5.4	9.2
West	39,844	95.0	5.0	11.5

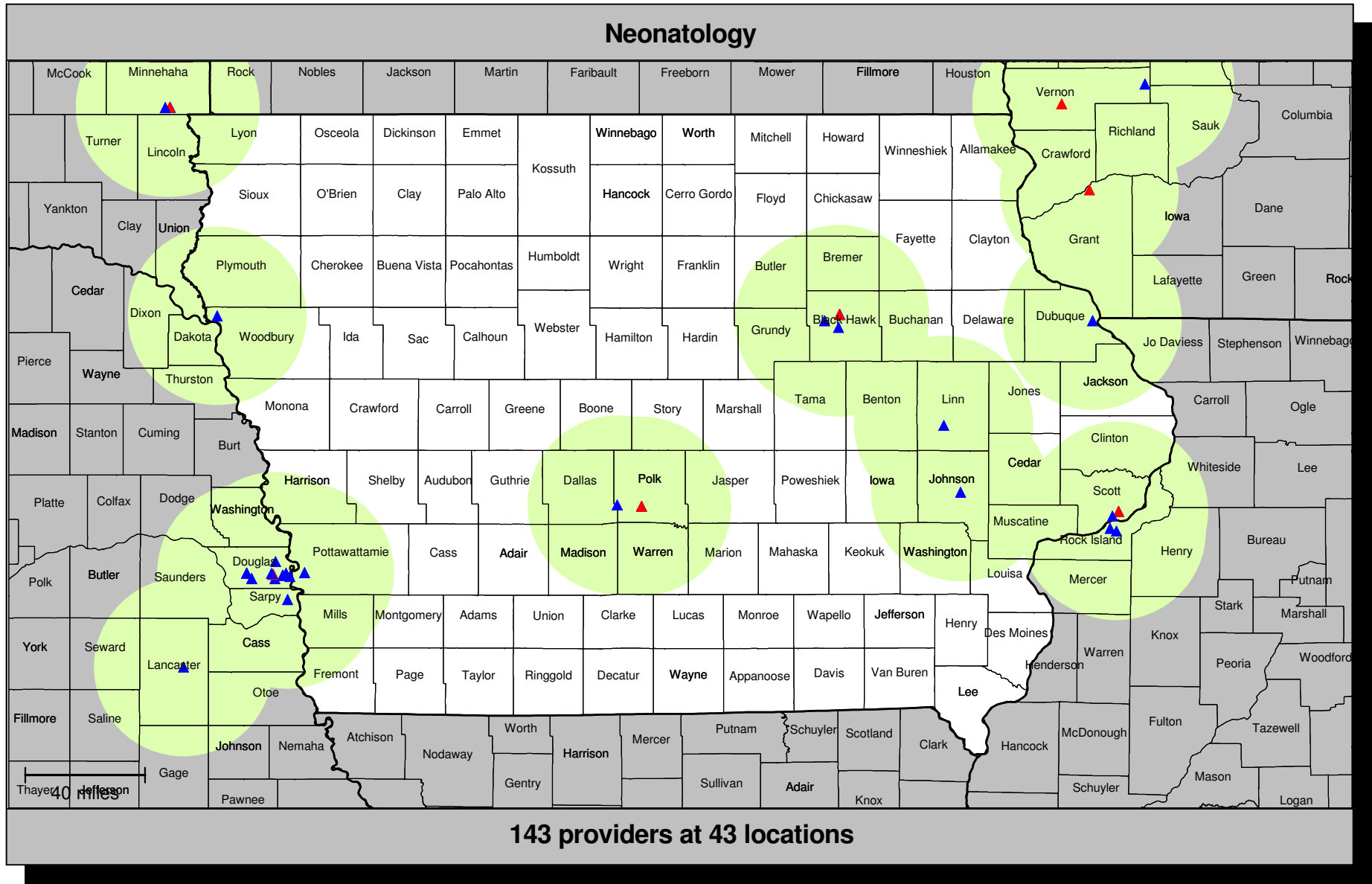
## Accessibility summary

Accessibility analysis specifications	
Provider group:	<b>Lab and X-ray Services</b> 131 providers at 188 locations
Member group:	<b>IA Mems</b> 156,347 members
Access standard:	<b>1 provider within 30 miles</b>
All members:	156,347 (100.0%) 96.6% with access 3.4% without access

Average distance to a choice of providers for all members					
Number of providers	1	2	3	4	5
Miles	8.3	11.9	15.6	18.3	21.1

Key geographic areas				
Region	Total number of members	All members		
		Percent w	Percent wo	Average distance to 1 provider
East	60,105	99.7	0.3	5.3
Central	56,398	94.6	5.4	9.2
West	39,844	95.0	5.0	11.5

# Provider locations





## Accessibility summary

Accessibility analysis specifications	
Provider group:	<b>Neonatology</b> 143 providers at 43 locations
Member group:	<b>IA Children Members</b> 70,141 members
Access standard:	<b>1 provider within 60 miles</b>
All members:	70,141 (100.0%) 82.2% with access 17.8% without access

Average distance to a choice of providers for all members					
Number of providers	1	2	3	4	5
Miles	27.6	27.6	29.1	29.9	29.9

Key geographic areas				
Region	Total number of members	All members		
		Percent w	Percent wo	Average distance to 1 provider
East	26,123	91.7	8.3	18.2
Central	25,209	85.0	15.0	26.8
West	18,809	65.2	34.8	41.7

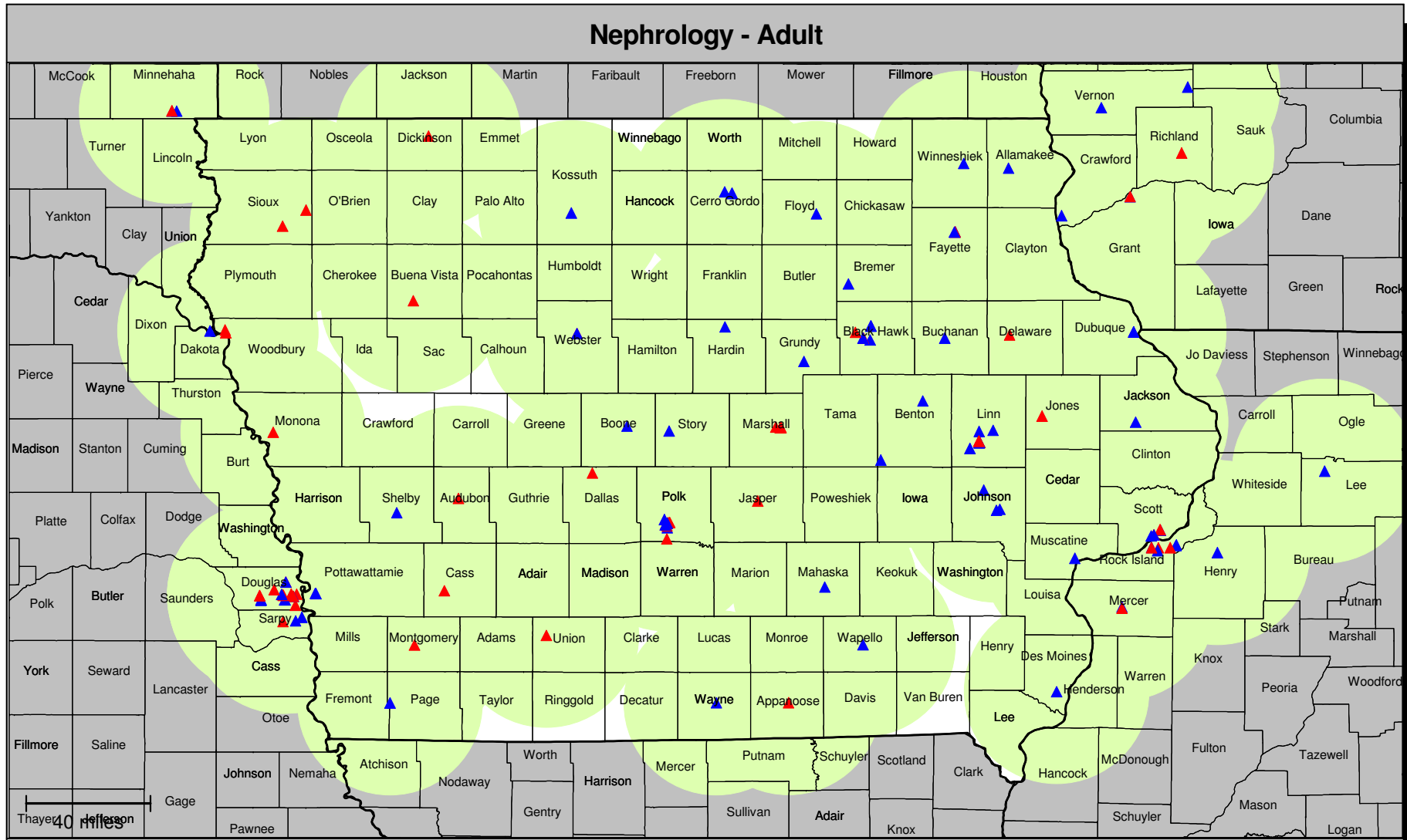
## Accessibility summary

Accessibility analysis specifications	
Provider group:	<b>Neonatology</b> 143 providers at 43 locations
Member group:	<b>IA Children Members</b> 70,141 members
Access standard:	<b>1 provider within 90 miles</b>
All members:	70,141 (100.0%) 98.1% with access 1.9% without access

Average distance to a choice of providers for all members					
Number of providers	1	2	3	4	5
Miles	27.6	27.6	29.1	29.9	29.9

Key geographic areas				
Region	Total number of members	All members		
		Percent w	Percent wo	Average distance to 1 provider
East	26,123	99.7	0.3	18.2
Central	25,209	99.8	0.2	26.8
West	18,809	93.8	6.2	41.7

# Provider locations



- ▲ Single provider locations
- ▲ Multiple provider locations

■ 30 mile radius

## Accessibility summary

Accessibility analysis specifications	
Provider group:	<b>Nephrology - Adult</b> 162 providers at 157 locations
Member group:	<b>IA Adult Members</b> 67,085 members
Access standard:	<b>1 provider within 60 miles</b>
All members:	67,085 (100.0%) 100.0% with access 0.0% without access

Average distance to a choice of providers for all members					
Number of providers	1	2	3	4	5
Miles	8.7	11.0	14.4	16.1	19.8

Key geographic areas				
Region	Total number of members	All members		
		Percent w	Percent wo	Average distance to 1 provider
East	26,743	100.0	0.0	7.7
Central	24,400	100.0	0.0	7.2
West	15,942	100.0	0.0	12.6

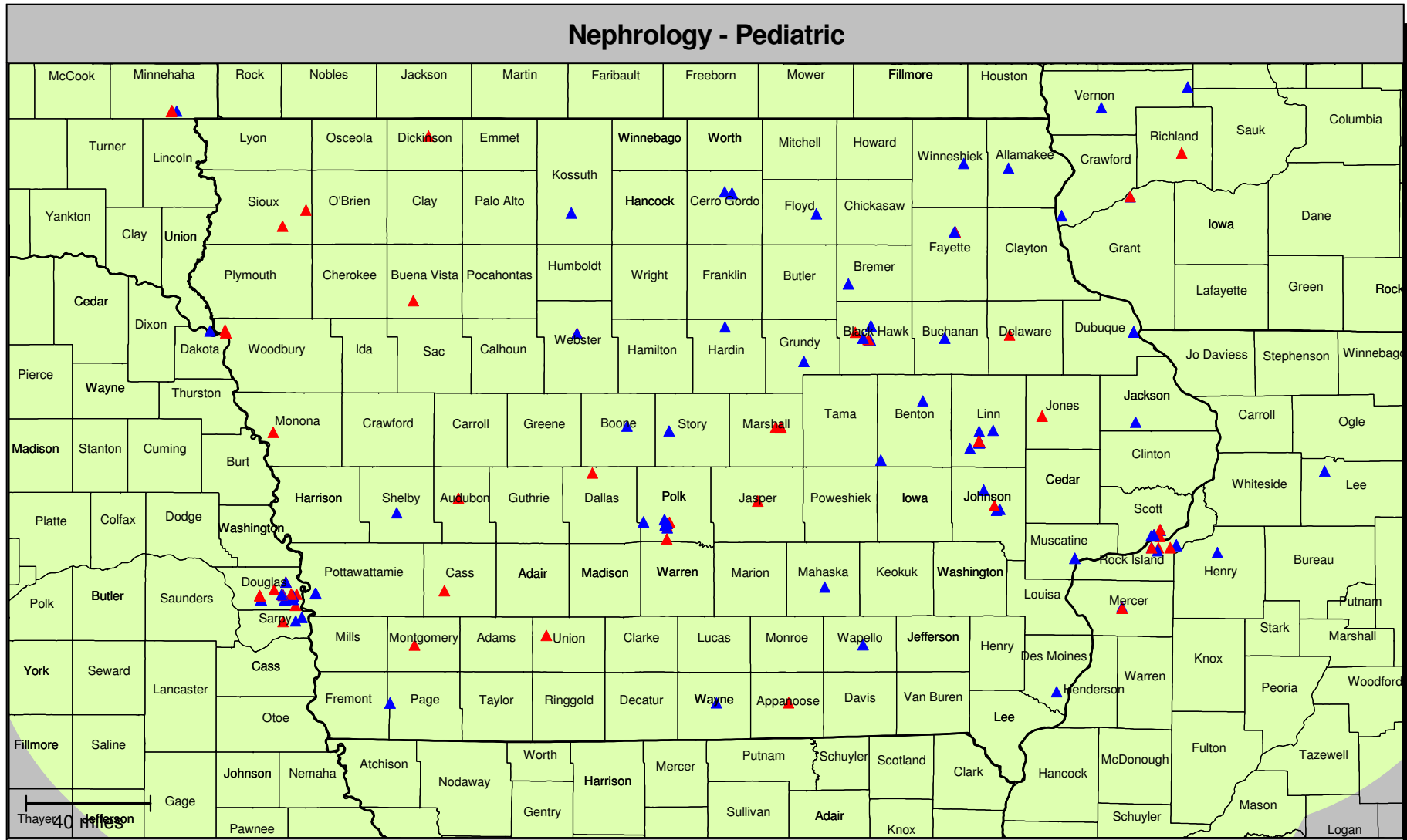
## Accessibility summary

Accessibility analysis specifications	
Provider group:	<b>Nephrology - Adult</b> 162 providers at 157 locations
Member group:	<b>IA Adult Members</b> 67,085 members
Access standard:	<b>1 provider within 90 miles</b>
All members:	67,085 (100.0%) 100.0% with access 0.0% without access

Average distance to a choice of providers for all members					
Number of providers	1	2	3	4	5
Miles	8.7	11.0	14.4	16.1	19.8

Key geographic areas				
Region	Total number of members	All members		
		Percent w	Percent wo	Average distance to 1 provider
East	26,743	100.0	0.0	7.7
Central	24,400	100.0	0.0	7.2
West	15,942	100.0	0.0	12.6

# Provider locations



**176 providers at 165 locations**

- ▲ Single provider locations
- ▲ Multiple provider locations

■ 90 mile radius

## Accessibility summary

Accessibility analysis specifications	
Provider group:	<b>Nephrology - Pediatric</b> 176 providers at 165 locations
Member group:	<b>IA Children Members</b> 70,141 members
Access standard:	<b>1 provider within 60 miles</b>
All members:	70,141 (100.0%) 100.0% with access 0.0% without access

Average distance to a choice of providers for all members					
Number of providers	1	2	3	4	5
Miles	8.9	11.5	15.0	16.7	19.7

Key geographic areas				
Region	Total number of members	All members		
		Percent w	Percent wo	Average distance to 1 provider
East	26,123	100.0	0.0	7.8
Central	25,209	100.0	0.0	6.9
West	18,809	100.0	0.0	13.0

## Accessibility summary

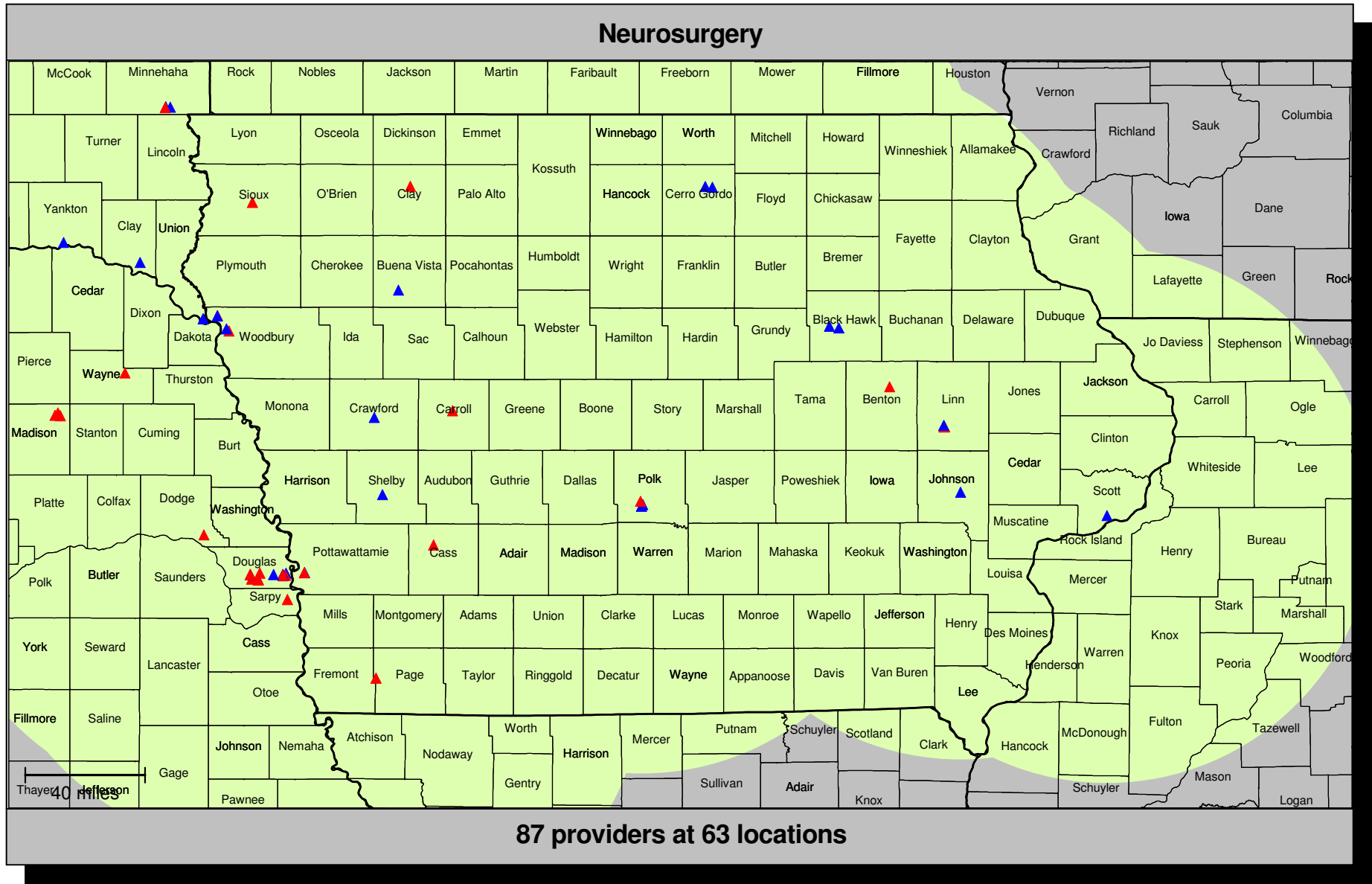
Accessibility analysis specifications	
Provider group:	<b>Nephrology - Pediatric</b> 176 providers at 165 locations
Member group:	<b>IA Children Members</b> 70,141 members
Access standard:	<b>1 provider within 90 miles</b>
All members:	70,141 (100.0%) 100.0% with access 0.0% without access

Average distance to a choice of providers for all members					
Number of providers	1	2	3	4	5
Miles	8.9	11.5	15.0	16.7	19.7

Key geographic areas				
Region	Total number of members	All members		
		Percent w	Percent wo	Average distance to 1 provider
East	26,123	100.0	0.0	7.8
Central	25,209	100.0	0.0	6.9
West	18,809	100.0	0.0	13.0



# Provider locations



## Accessibility summary

Accessibility analysis specifications	
Provider group:	<b>Neurosurgery</b> 87 providers at 63 locations
Member group:	<b>IA Mems</b> 156,347 members
Access standard:	<b>1 provider within 60 miles</b>
All members:	156,347 (100.0%) 89.1% with access 10.9% without access

Average distance to a choice of providers for all members					
Number of providers	1	2	3	4	5
Miles	22.9	25.0	30.4	31.7	34.2

Key geographic areas				
Region	Total number of members	All members		
		Percent w	Percent wo	Average distance to 1 provider
East	60,105	84.1	15.9	24.0
Central	56,398	88.9	11.1	23.8
West	39,844	96.8	3.2	20.1

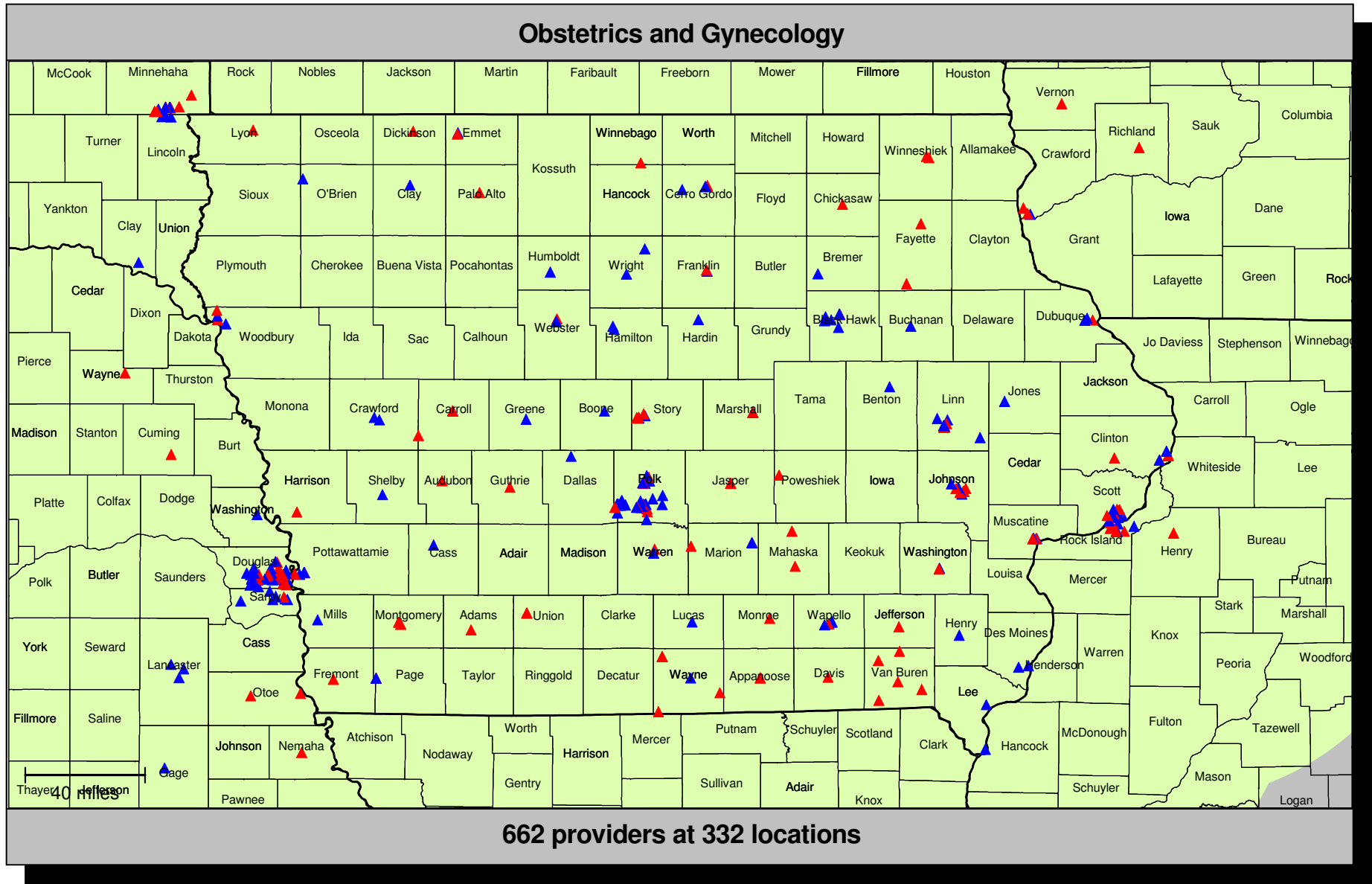
## Accessibility summary

Accessibility analysis specifications	
Provider group:	<b>Neurosurgery</b> 87 providers at 63 locations
Member group:	<b>IA Mems</b> 156,347 members
Access standard:	<b>1 provider within 90 miles</b>
All members:	156,347 (100.0%) 99.7% with access 0.3% without access

Average distance to a choice of providers for all members					
Number of providers	1	2	3	4	5
Miles	22.9	25.0	30.4	31.7	34.2

Key geographic areas				
Region	Total number of members	All members		
		Percent w	Percent wo	Average distance to 1 provider
East	60,105	99.5	0.5	24.0
Central	56,398	99.8	0.2	23.8
West	39,844	100.0	0.0	20.1

# Provider locations



## Accessibility summary

Accessibility analysis specifications	
Provider group:	<b>Obstetrics and Gynecology</b> 662 providers at 332 locations
Member group:	<b>IA Mems</b> 156,347 members
Access standard:	<b>1 provider within 60 miles</b>
All members:	156,347 (100.0%) 100.0% with access 0.0% without access

Average distance to a choice of providers for all members					
Number of providers	1	2	3	4	5
Miles	6.0	7.2	8.5	9.8	10.8

Key geographic areas				
Region	Total number of members	All members		
		Percent w	Percent wo	Average distance to 1 provider
East	60,105	100.0	0.0	4.8
Central	56,398	100.0	0.0	4.6
West	39,844	100.0	0.0	9.8

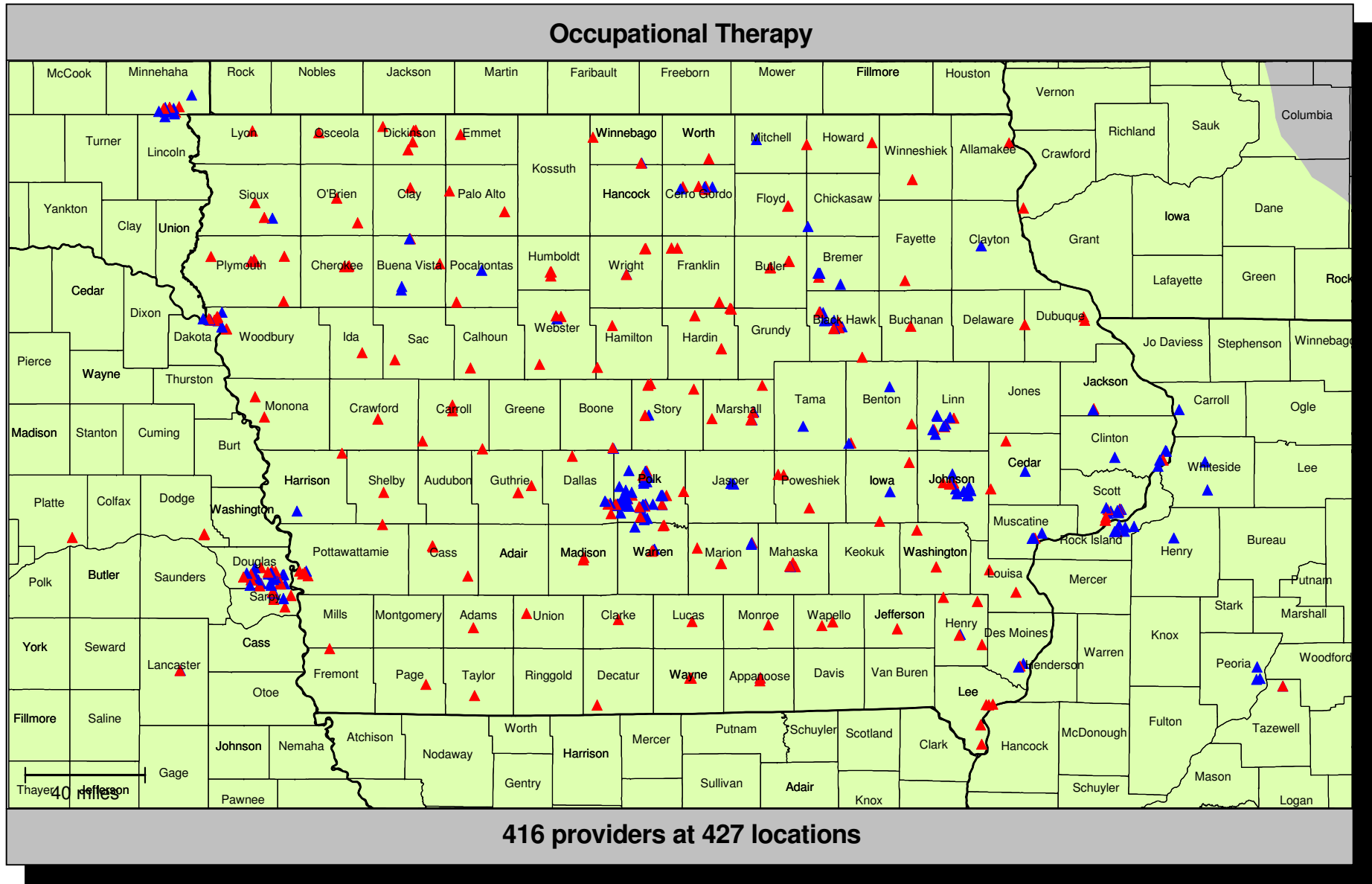
## Accessibility summary

Accessibility analysis specifications	
Provider group:	<b>Obstetrics and Gynecology</b> 662 providers at 332 locations
Member group:	<b>IA Mems</b> 156,347 members
Access standard:	<b>1 provider within 90 miles</b>
All members:	156,347 (100.0%) 100.0% with access 0.0% without access

Average distance to a choice of providers for all members					
Number of providers	1	2	3	4	5
Miles	6.0	7.2	8.5	9.8	10.8

Key geographic areas				
Region	Total number of members	All members		
		Percent w	Percent wo	Average distance to 1 provider
East	60,105	100.0	0.0	4.8
Central	56,398	100.0	0.0	4.6
West	39,844	100.0	0.0	9.8

# Provider locations



## Accessibility summary

Accessibility analysis specifications	
Provider group:	<b>Occupational Therapy</b> 416 providers at 427 locations
Member group:	<b>IA Mems</b> 156,347 members
Access standard:	<b>1 provider within 60 miles</b>
All members:	156,347 (100.0%) 100.0% with access 0.0% without access

Average distance to a choice of providers for all members					
Number of providers	1	2	3	4	5
Miles	4.2	6.4	8.6	9.7	10.6

Key geographic areas				
Region	Total number of members	All members		
		Percent w	Percent wo	Average distance to 1 provider
East	60,105	100.0	0.0	3.8
Central	56,398	100.0	0.0	3.4
West	39,844	100.0	0.0	5.9



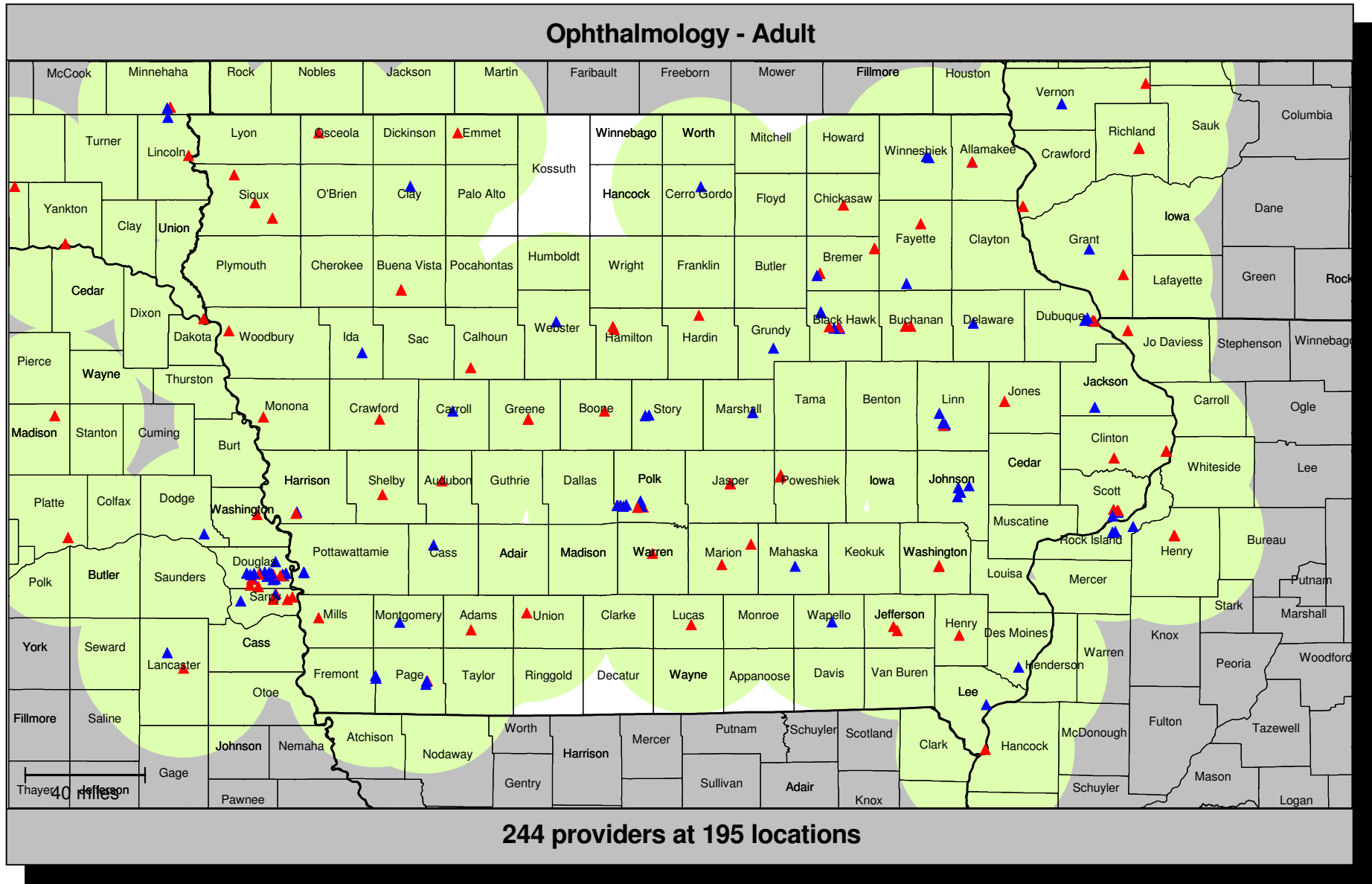
## Accessibility summary

Accessibility analysis specifications	
Provider group:	<b>Occupational Therapy</b> 416 providers at 427 locations
Member group:	<b>IA Mems</b> 156,347 members
Access standard:	<b>1 provider within 90 miles</b>
All members:	156,347 (100.0%) 100.0% with access 0.0% without access

Average distance to a choice of providers for all members					
Number of providers	1	2	3	4	5
Miles	4.2	6.4	8.6	9.7	10.6

Key geographic areas				
Region	Total number of members	All members		
		Percent w	Percent wo	Average distance to 1 provider
East	60,105	100.0	0.0	3.8
Central	56,398	100.0	0.0	3.4
West	39,844	100.0	0.0	5.9

# Provider locations



## Accessibility summary

Accessibility analysis specifications	
Provider group:	<b>Ophthalmology - Adult</b> 244 providers at 195 locations
Member group:	<b>IA Adult Members</b> 67,085 members
Access standard:	<b>1 provider within 60 miles</b>
All members:	67,085 (100.0%) 100.0% with access 0.0% without access

Average distance to a choice of providers for all members					
Number of providers	1	2	3	4	5
Miles	7.1	9.2	13.2	14.5	15.4

Key geographic areas				
Region	Total number of members	All members		
		Percent w	Percent wo	Average distance to 1 provider
East	26,743	100.0	0.0	5.5
Central	24,400	100.0	0.0	7.0
West	15,942	100.0	0.0	9.9

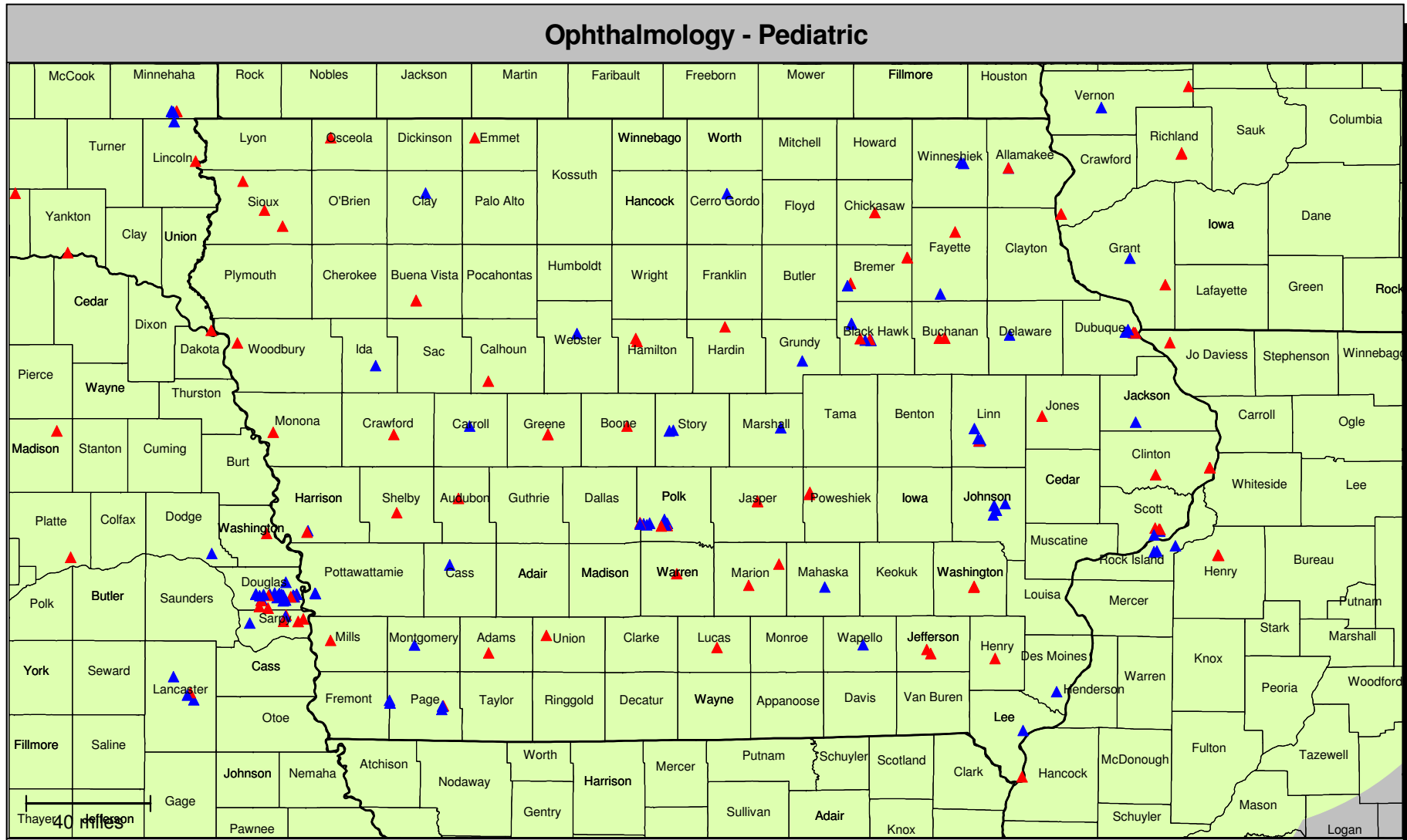
## Accessibility summary

Accessibility analysis specifications	
Provider group:	<b>Ophthalmology - Adult</b> 244 providers at 195 locations
Member group:	<b>IA Adult Members</b> 67,085 members
Access standard:	<b>1 provider within 90 miles</b>
All members:	67,085 (100.0%) 100.0% with access 0.0% without access

Average distance to a choice of providers for all members					
Number of providers	1	2	3	4	5
Miles	7.1	9.2	13.2	14.5	15.4

Key geographic areas				
Region	Total number of members	All members		
		Percent w	Percent wo	Average distance to 1 provider
East	26,743	100.0	0.0	5.5
Central	24,400	100.0	0.0	7.0
West	15,942	100.0	0.0	9.9

# Provider locations



**285 providers at 209 locations**

- ▲ Single provider locations
- ▲ Multiple provider locations

■ 90 mile radius

## Accessibility summary

Accessibility analysis specifications	
Provider group:	<b>Ophthalmology - Pediatric</b> 285 providers at 209 locations
Member group:	<b>IA Children Members</b> 70,141 members
Access standard:	<b>1 provider within 60 miles</b>
All members:	70,141 (100.0%) 100.0% with access 0.0% without access

Average distance to a choice of providers for all members					
Number of providers	1	2	3	4	5
Miles	7.5	9.8	13.9	15.2	16.1

Key geographic areas				
Region	Total number of members	All members		
		Percent w	Percent wo	Average distance to 1 provider
East	26,123	100.0	0.0	6.0
Central	25,209	100.0	0.0	7.3
West	18,809	100.0	0.0	9.9

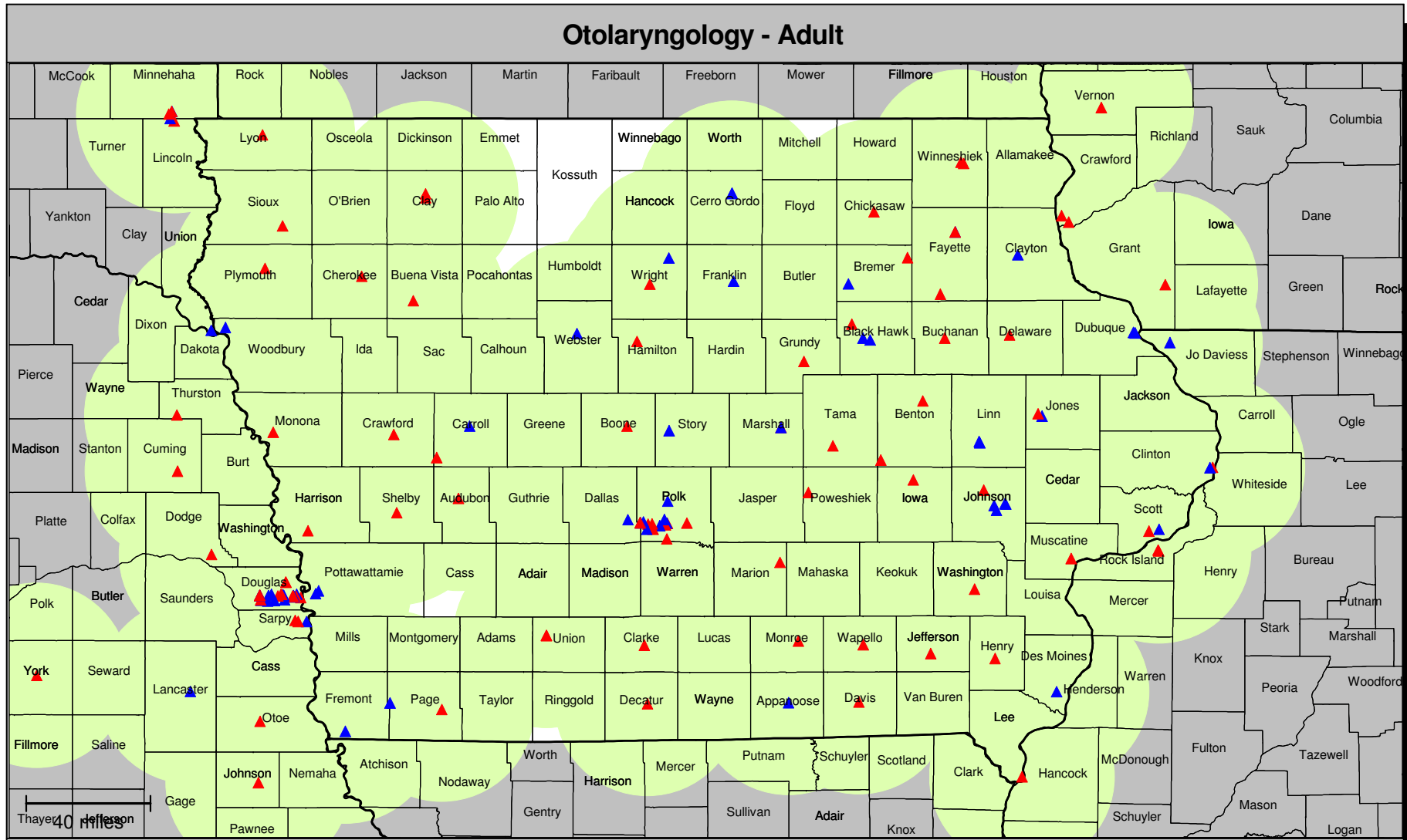
## Accessibility summary

Accessibility analysis specifications	
Provider group:	<b>Ophthalmology - Pediatric</b> 285 providers at 209 locations
Member group:	<b>IA Children Members</b> 70,141 members
Access standard:	<b>1 provider within 90 miles</b>
All members:	70,141 (100.0%) 100.0% with access 0.0% without access

Average distance to a choice of providers for all members					
Number of providers	1	2	3	4	5
Miles	7.5	9.8	13.9	15.2	16.1

Key geographic areas				
Region	Total number of members	All members		
		Percent w	Percent wo	Average distance to 1 provider
East	26,123	100.0	0.0	6.0
Central	25,209	100.0	0.0	7.3
West	18,809	100.0	0.0	9.9

# Provider locations



**202 providers at 170 locations**

- ▲ Single provider locations
- ▲ Multiple provider locations
- 30 mile radius



## Accessibility summary

Accessibility analysis specifications	
Provider group:	<b>Otolaryngology - Adult</b> 202 providers at 170 locations
Member group:	<b>IA Adult Members</b> 67,085 members
Access standard:	<b>1 provider within 60 miles</b>
All members:	67,085 (100.0%) 100.0% with access 0.0% without access

Average distance to a choice of providers for all members					
Number of providers	1	2	3	4	5
Miles	7.0	10.8	14.0	16.7	18.8

Key geographic areas				
Region	Total number of members	All members		
		Percent w	Percent wo	Average distance to 1 provider
East	26,743	100.0	0.0	5.6
Central	24,400	100.0	0.0	6.5
West	15,942	100.0	0.0	10.4

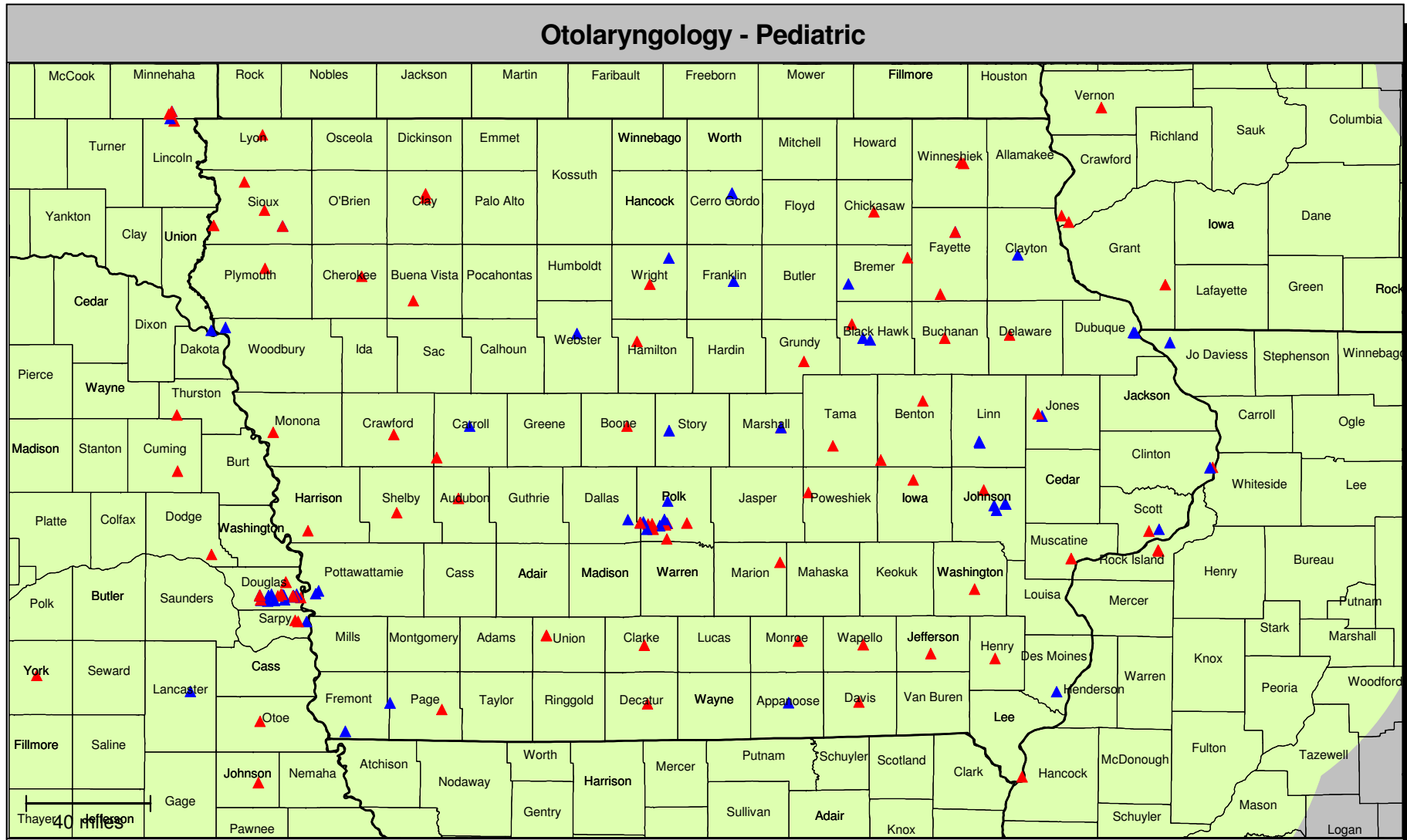
## Accessibility summary

Accessibility analysis specifications	
Provider group:	<b>Otolaryngology - Adult</b> 202 providers at 170 locations
Member group:	<b>IA Adult Members</b> 67,085 members
Access standard:	<b>1 provider within 90 miles</b>
All members:	67,085 (100.0%) 100.0% with access 0.0% without access

Average distance to a choice of providers for all members					
Number of providers	1	2	3	4	5
Miles	7.0	10.8	14.0	16.7	18.8

Key geographic areas				
Region	Total number of members	All members		
		Percent w	Percent wo	Average distance to 1 provider
East	26,743	100.0	0.0	5.6
Central	24,400	100.0	0.0	6.5
West	15,942	100.0	0.0	10.4

# Provider locations



202 providers at 174 locations

- ▲ Single provider locations
- ▲ Multiple provider locations

■ 90 mile radius

## Accessibility summary

Accessibility analysis specifications	
Provider group:	<b>Otolaryngology - Pediatric</b> 202 providers at 174 locations
Member group:	<b>IA Children Members</b> 70,141 members
Access standard:	<b>1 provider within 60 miles</b>
All members:	70,141 (100.0%) 100.0% with access 0.0% without access

Average distance to a choice of providers for all members					
Number of providers	1	2	3	4	5
Miles	7.3	11.0	14.2	16.8	18.8

Key geographic areas				
Region	Total number of members	All members		
		Percent w	Percent wo	Average distance to 1 provider
East	26,123	100.0	0.0	5.9
Central	25,209	100.0	0.0	6.7
West	18,809	100.0	0.0	10.1

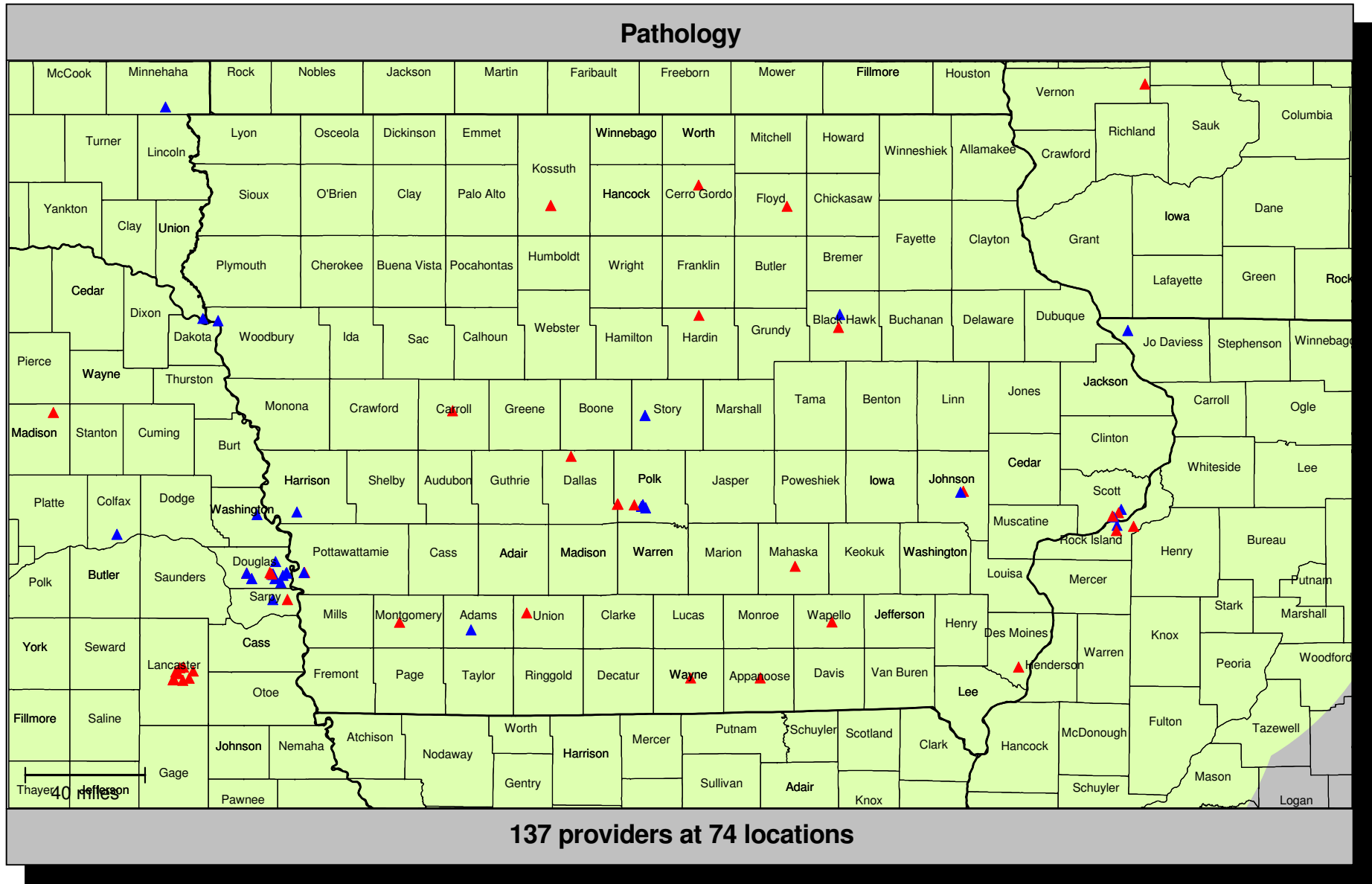
## Accessibility summary

Accessibility analysis specifications	
Provider group:	<b>Otolaryngology - Pediatric</b> 202 providers at 174 locations
Member group:	<b>IA Children Members</b> 70,141 members
Access standard:	<b>1 provider within 90 miles</b>
All members:	70,141 (100.0%) 100.0% with access 0.0% without access

Average distance to a choice of providers for all members					
Number of providers	1	2	3	4	5
Miles	7.3	11.0	14.2	16.8	18.8

Key geographic areas				
Region	Total number of members	All members		
		Percent w	Percent wo	Average distance to 1 provider
East	26,123	100.0	0.0	5.9
Central	25,209	100.0	0.0	6.7
West	18,809	100.0	0.0	10.1

# Provider locations



## Accessibility summary

Accessibility analysis specifications	
Provider group:	<b>Pathology</b> 137 providers at 74 locations
Member group:	<b>IA Mems</b> 156,347 members
Access standard:	<b>1 provider within 60 miles</b>
All members:	156,347 (100.0%) 99.6% with access 0.4% without access

Average distance to a choice of providers for all members					
Number of providers	1	2	3	4	5
Miles	16.6	22.8	25.3	29.8	31.8

Key geographic areas				
Region	Total number of members	All members		
		Percent w	Percent wo	Average distance to 1 provider
East	60,105	99.9	0.1	18.0
Central	56,398	100.0	0.0	11.1
West	39,844	98.5	1.5	22.3

## Accessibility summary

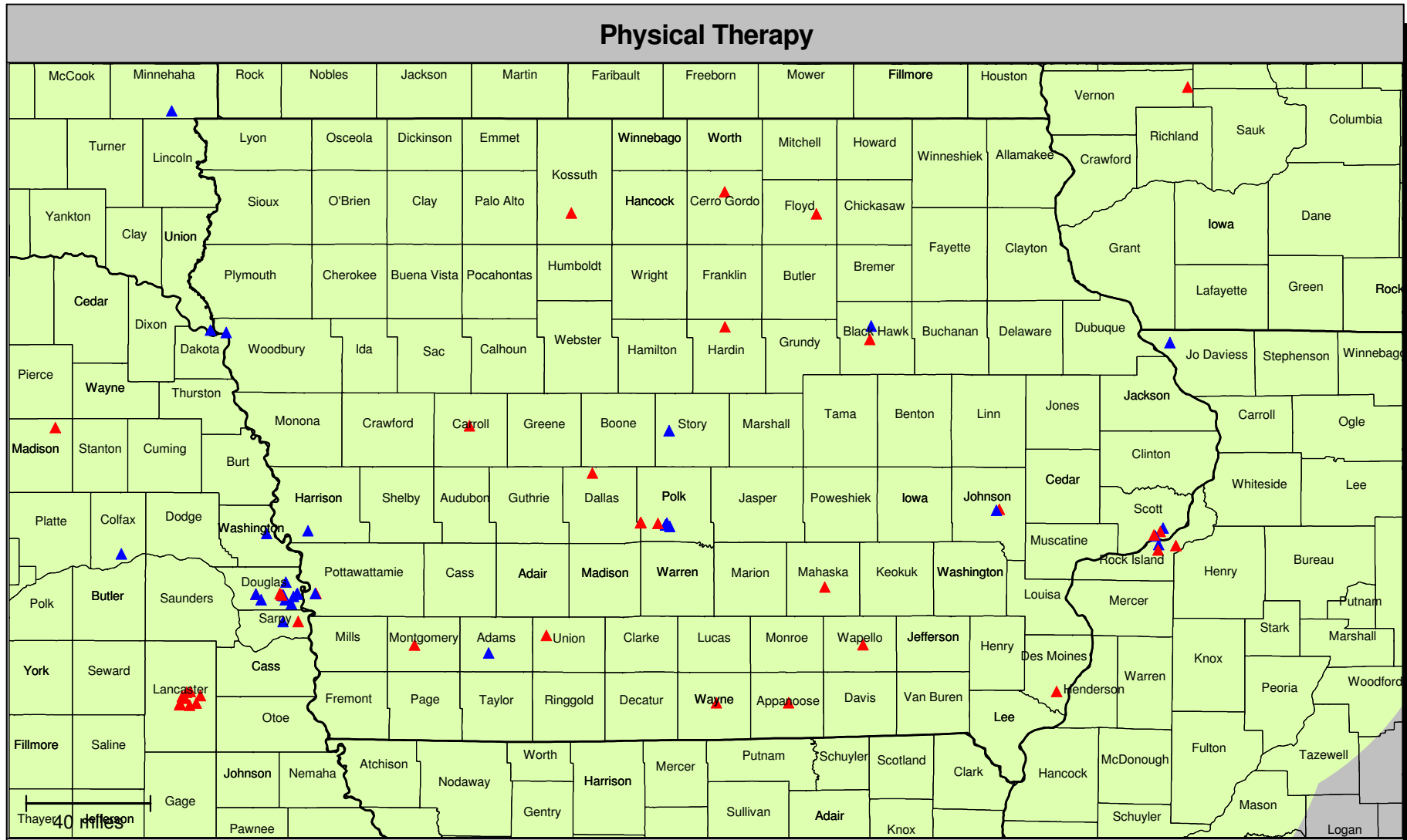
Accessibility analysis specifications	
Provider group:	<b>Pathology</b> 137 providers at 74 locations
Member group:	<b>IA Mems</b> 156,347 members
Access standard:	<b>1 provider within 90 miles</b>
All members:	156,347 (100.0%) 100.0% with access 0.0% without access

Average distance to a choice of providers for all members					
Number of providers	1	2	3	4	5
Miles	16.6	22.8	25.3	29.8	31.8

Key geographic areas				
Region	Total number of members	All members		
		Percent w	Percent wo	Average distance to 1 provider
East	60,105	100.0	0.0	18.0
Central	56,398	100.0	0.0	11.1
West	39,844	100.0	0.0	22.3



# Provider locations



137 providers at 74 locations

- ▲ Single provider locations
- ▲ Multiple provider locations

■ 90 mile radius

## Accessibility summary

Accessibility analysis specifications	
Provider group:	<b>Physical Therapy</b> 137 providers at 74 locations
Member group:	<b>IA Mems</b> 156,347 members
Access standard:	<b>1 provider within 60 miles</b>
All members:	156,347 (100.0%) 99.6% with access 0.4% without access

Average distance to a choice of providers for all members					
Number of providers	1	2	3	4	5
Miles	16.6	22.8	25.3	29.8	31.8

Key geographic areas				
Region	Total number of members	All members		
		Percent w	Percent wo	Average distance to 1 provider
East	60,105	99.9	0.1	18.0
Central	56,398	100.0	0.0	11.1
West	39,844	98.5	1.5	22.3

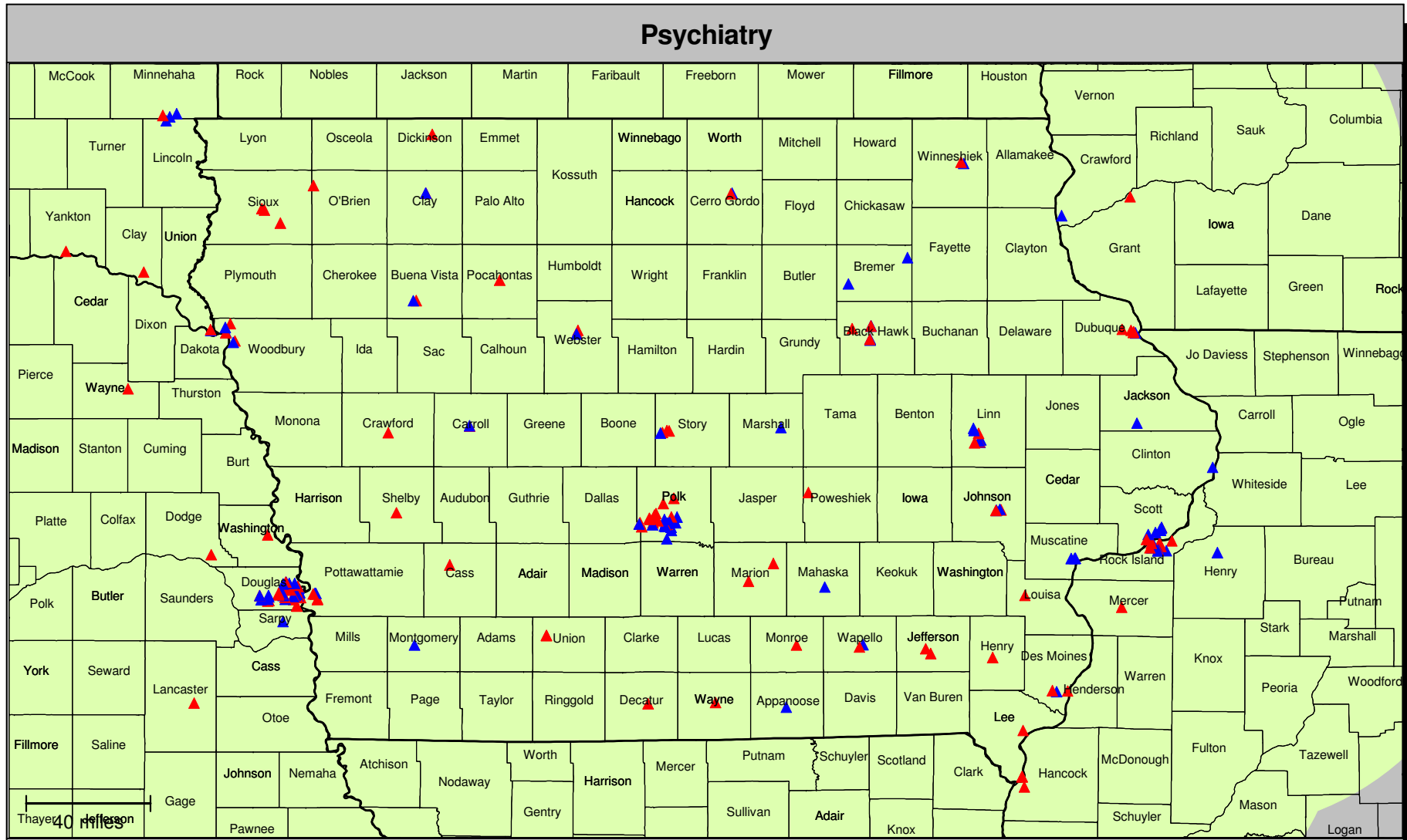
## Accessibility summary

Accessibility analysis specifications	
Provider group:	<b>Physical Therapy</b> 137 providers at 74 locations
Member group:	<b>IA Mems</b> 156,347 members
Access standard:	<b>1 provider within 90 miles</b>
All members:	156,347 (100.0%) 100.0% with access 0.0% without access

Average distance to a choice of providers for all members					
Number of providers	1	2	3	4	5
Miles	16.6	22.8	25.3	29.8	31.8

Key geographic areas				
Region	Total number of members	All members		
		Percent w	Percent wo	Average distance to 1 provider
East	60,105	100.0	0.0	18.0
Central	56,398	100.0	0.0	11.1
West	39,844	100.0	0.0	22.3

# Provider locations



**391 providers at 236 locations**

- ▲ Single provider locations
- ▲ Multiple provider locations

■ 90 mile radius

## Accessibility summary

Accessibility analysis specifications	
Provider group:	<b>Psychiatry</b> 391 providers at 236 locations
Member group:	<b>IA Mems</b> 156,347 members
Access standard:	<b>1 provider within 60 miles</b>
All members:	156,347 (100.0%) 100.0% with access 0.0% without access

Average distance to a choice of providers for all members					
Number of providers	1	2	3	4	5
Miles	7.9	9.6	11.8	14.5	15.5

Key geographic areas				
Region	Total number of members	All members		
		Percent w	Percent wo	Average distance to 1 provider
East	60,105	100.0	0.0	6.0
Central	56,398	100.0	0.0	7.3
West	39,844	100.0	0.0	11.6

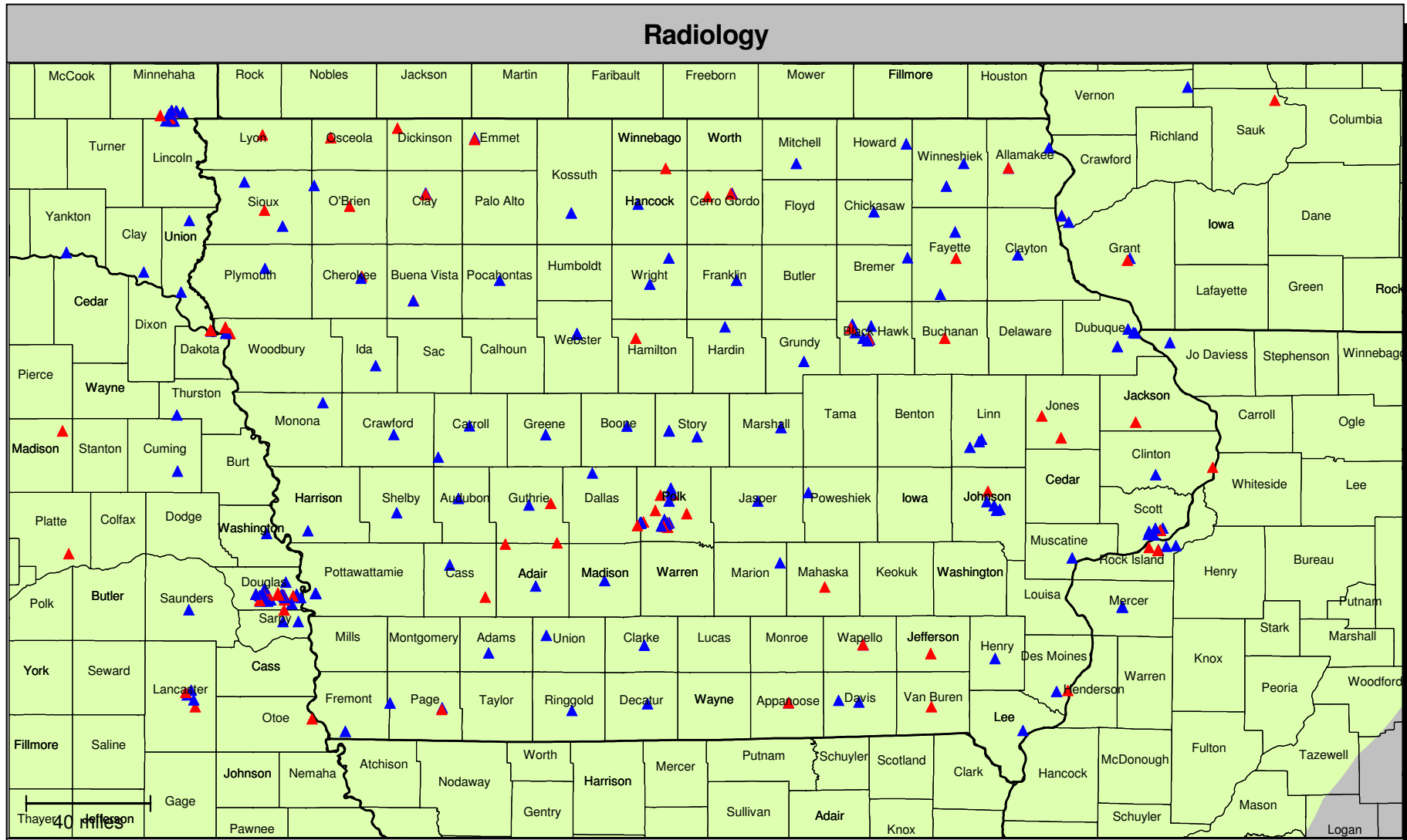
## Accessibility summary

Accessibility analysis specifications	
Provider group:	<b>Psychiatry</b> 391 providers at 236 locations
Member group:	<b>IA Mems</b> 156,347 members
Access standard:	<b>1 provider within 90 miles</b>
All members:	156,347 (100.0%) 100.0% with access 0.0% without access

Average distance to a choice of providers for all members					
Number of providers	1	2	3	4	5
Miles	7.9	9.6	11.8	14.5	15.5

Key geographic areas				
Region	Total number of members	All members		
		Percent w	Percent wo	Average distance to 1 provider
East	60,105	100.0	0.0	6.0
Central	56,398	100.0	0.0	7.3
West	39,844	100.0	0.0	11.6

# Provider locations



- ▲ Single provider locations
- ▲ Multiple provider locations

90 mile radius

## Accessibility summary

Accessibility analysis specifications	
Provider group:	<b>Radiology</b> 705 providers at 302 locations
Member group:	<b>IA Mems</b> 156,347 members
Access standard:	<b>1 provider within 60 miles</b>
All members:	156,347 (100.0%) 100.0% with access 0.0% without access

Average distance to a choice of providers for all members					
Number of providers	1	2	3	4	5
Miles	5.6	6.8	7.7	8.1	8.7

Key geographic areas				
Region	Total number of members	All members		
		Percent w	Percent wo	Average distance to 1 provider
East	60,105	100.0	0.0	4.9
Central	56,398	100.0	0.0	5.9
West	39,844	100.0	0.0	6.4



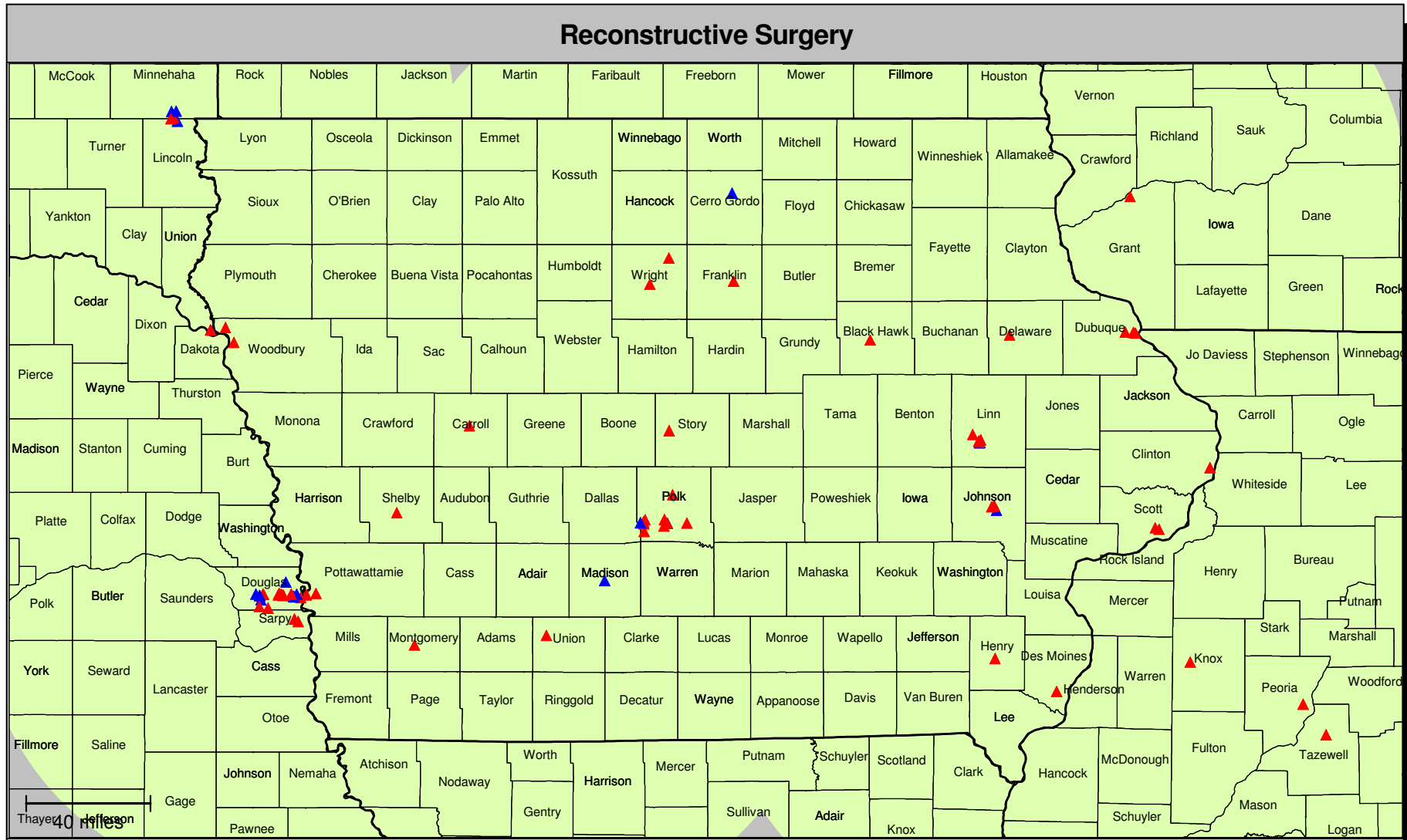
## Accessibility summary

Accessibility analysis specifications	
Provider group:	<b>Radiology</b> 705 providers at 302 locations
Member group:	<b>IA Mems</b> 156,347 members
Access standard:	<b>1 provider within 90 miles</b>
All members:	156,347 (100.0%) 100.0% with access 0.0% without access

Average distance to a choice of providers for all members					
Number of providers	1	2	3	4	5
Miles	5.6	6.8	7.7	8.1	8.7

Key geographic areas				
Region	Total number of members	All members		
		Percent w	Percent wo	Average distance to 1 provider
East	60,105	100.0	0.0	4.9
Central	56,398	100.0	0.0	5.9
West	39,844	100.0	0.0	6.4

# Provider locations



- ▲ Single provider locations
- ▲ Multiple provider locations

■ 90 mile radius

## Accessibility summary

Accessibility analysis specifications	
Provider group:	<b>Reconstructive Surgery</b> 63 providers at 85 locations
Member group:	<b>IA Mems</b> 156,347 members
Access standard:	<b>1 provider within 60 miles</b>
All members:	156,347 (100.0%) 97.0% with access 3.0% without access

Average distance to a choice of providers for all members					
Number of providers	1	2	3	4	5
Miles	16.5	24.0	29.2	33.1	35.3

Key geographic areas				
Region	Total number of members	All members		
		Percent w	Percent wo	Average distance to 1 provider
East	60,105	99.6	0.4	11.1
Central	56,398	97.1	2.9	17.3
West	39,844	92.9	7.1	23.5

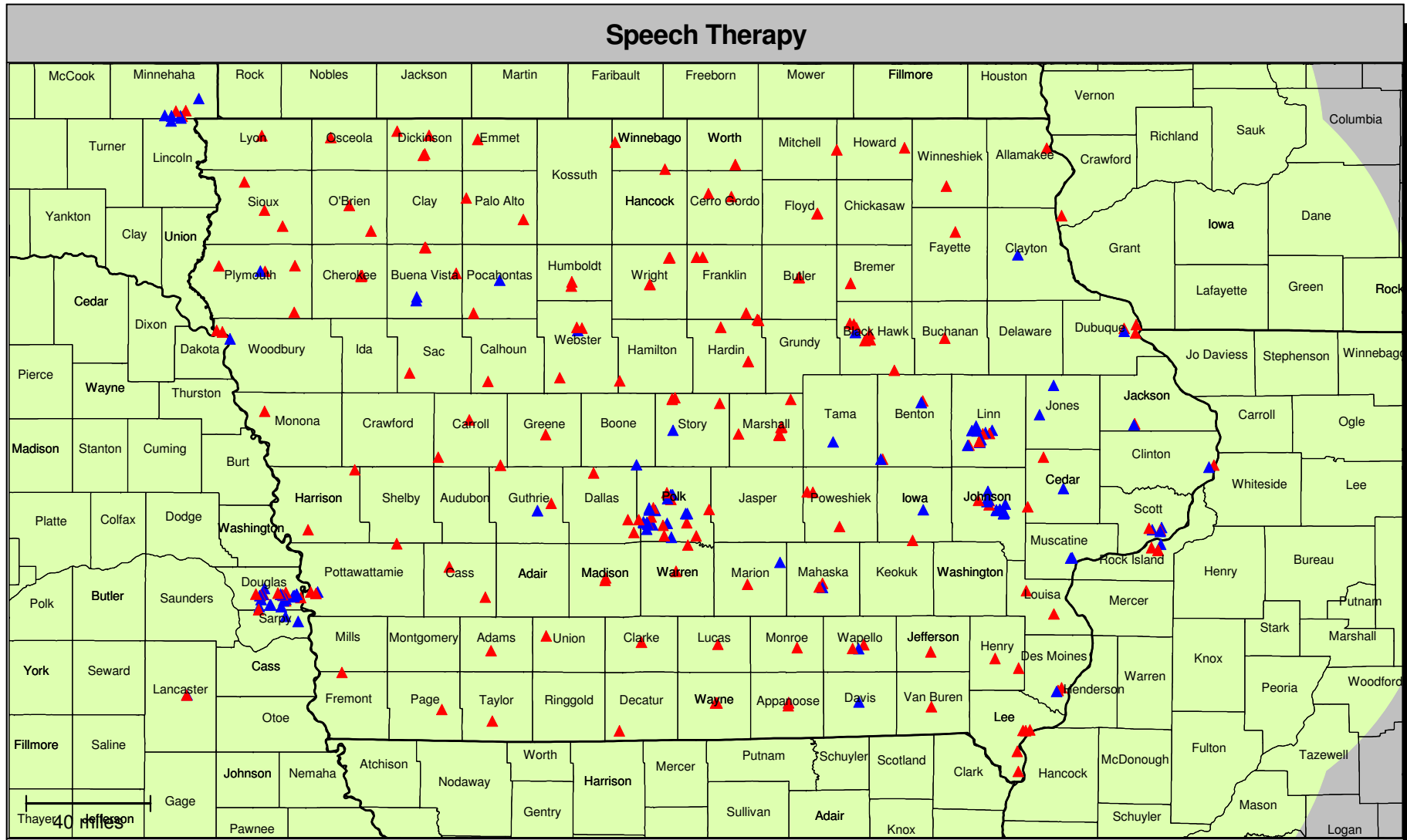
## Accessibility summary

Accessibility analysis specifications	
Provider group:	<b>Reconstructive Surgery</b> 63 providers at 85 locations
Member group:	<b>IA Mems</b> 156,347 members
Access standard:	<b>1 provider within 90 miles</b>
All members:	156,347 (100.0%) 100.0% with access 0.0% without access

Average distance to a choice of providers for all members					
Number of providers	1	2	3	4	5
Miles	16.5	24.0	29.2	33.1	35.3

Key geographic areas				
Region	Total number of members	All members		
		Percent w	Percent wo	Average distance to 1 provider
East	60,105	100.0	0.0	11.1
Central	56,398	100.0	0.0	17.3
West	39,844	100.0	0.0	23.5

# Provider locations



- ▲ Single provider locations
- ▲ Multiple provider locations

■ 90 mile radius

## Accessibility summary

Accessibility analysis specifications	
Provider group:	<b>Speech Therapy</b> 346 providers at 286 locations
Member group:	<b>IA Mems</b> 156,347 members
Access standard:	<b>1 provider within 60 miles</b>
All members:	156,347 (100.0%) 100.0% with access 0.0% without access

Average distance to a choice of providers for all members					
Number of providers	1	2	3	4	5
Miles	4.9	7.7	9.5	11.1	12.5

Key geographic areas				
Region	Total number of members	All members		
		Percent w	Percent wo	Average distance to 1 provider
East	60,105	100.0	0.0	4.4
Central	56,398	100.0	0.0	4.0
West	39,844	100.0	0.0	6.8

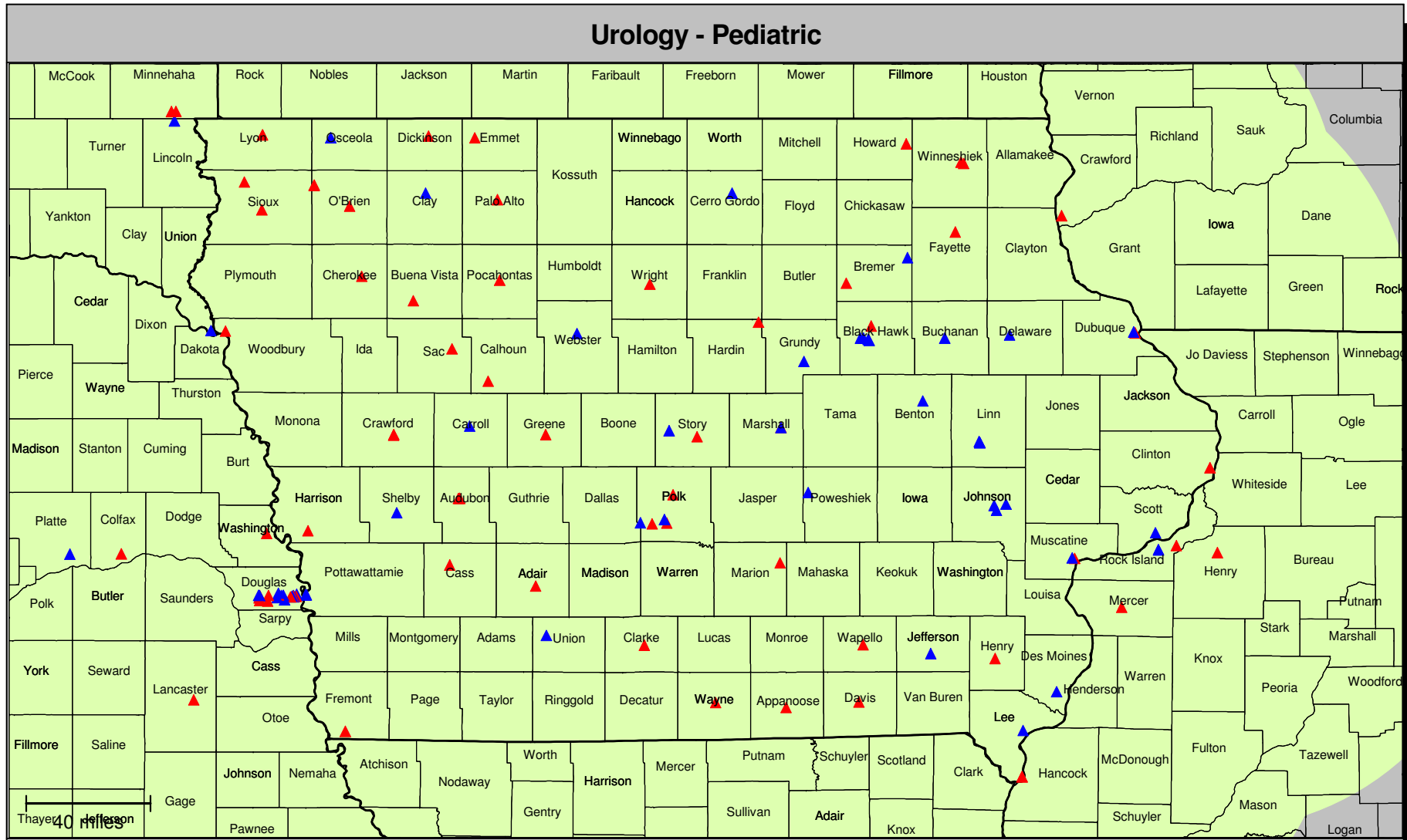
## Accessibility summary

Accessibility analysis specifications	
Provider group:	<b>Speech Therapy</b> 346 providers at 286 locations
Member group:	<b>IA Mems</b> 156,347 members
Access standard:	<b>1 provider within 90 miles</b>
All members:	156,347 (100.0%) 100.0% with access 0.0% without access

Average distance to a choice of providers for all members					
Number of providers	1	2	3	4	5
Miles	4.9	7.7	9.5	11.1	12.5

Key geographic areas				
Region	Total number of members	All members		
		Percent w	Percent wo	Average distance to 1 provider
East	60,105	100.0	0.0	4.4
Central	56,398	100.0	0.0	4.0
West	39,844	100.0	0.0	6.8

# Provider locations



- ▲ Single provider locations
- ▲ Multiple provider locations

■ 90 mile radius



## Accessibility summary

Accessibility analysis specifications	
Provider group:	<b>Urology - Pediatric</b> 149 providers at 131 locations
Member group:	<b>IA Children Members</b> 70,141 members
Access standard:	<b>1 provider within 60 miles</b>
All members:	70,141 (100.0%) 100.0% with access 0.0% without access

Average distance to a choice of providers for all members					
Number of providers	1	2	3	4	5
Miles	8.1	11.6	13.7	15.6	19.5

Key geographic areas				
Region	Total number of members	All members		
		Percent w	Percent wo	Average distance to 1 provider
East	26,123	100.0	0.0	6.8
Central	25,209	100.0	0.0	8.2
West	18,809	100.0	0.0	9.8

## Accessibility summary

Accessibility analysis specifications	
Provider group:	<b>Urology - Pediatric</b> 149 providers at 131 locations
Member group:	<b>IA Children Members</b> 70,141 members
Access standard:	<b>1 provider within 90 miles</b>
All members:	70,141 (100.0%) 100.0% with access 0.0% without access

Average distance to a choice of providers for all members					
Number of providers	1	2	3	4	5
Miles	8.1	11.6	13.7	15.6	19.5

Key geographic areas				
Region	Total number of members	All members		
		Percent w	Percent wo	Average distance to 1 provider
East	26,123	100.0	0.0	6.8
Central	25,209	100.0	0.0	8.2
West	18,809	100.0	0.0	9.8