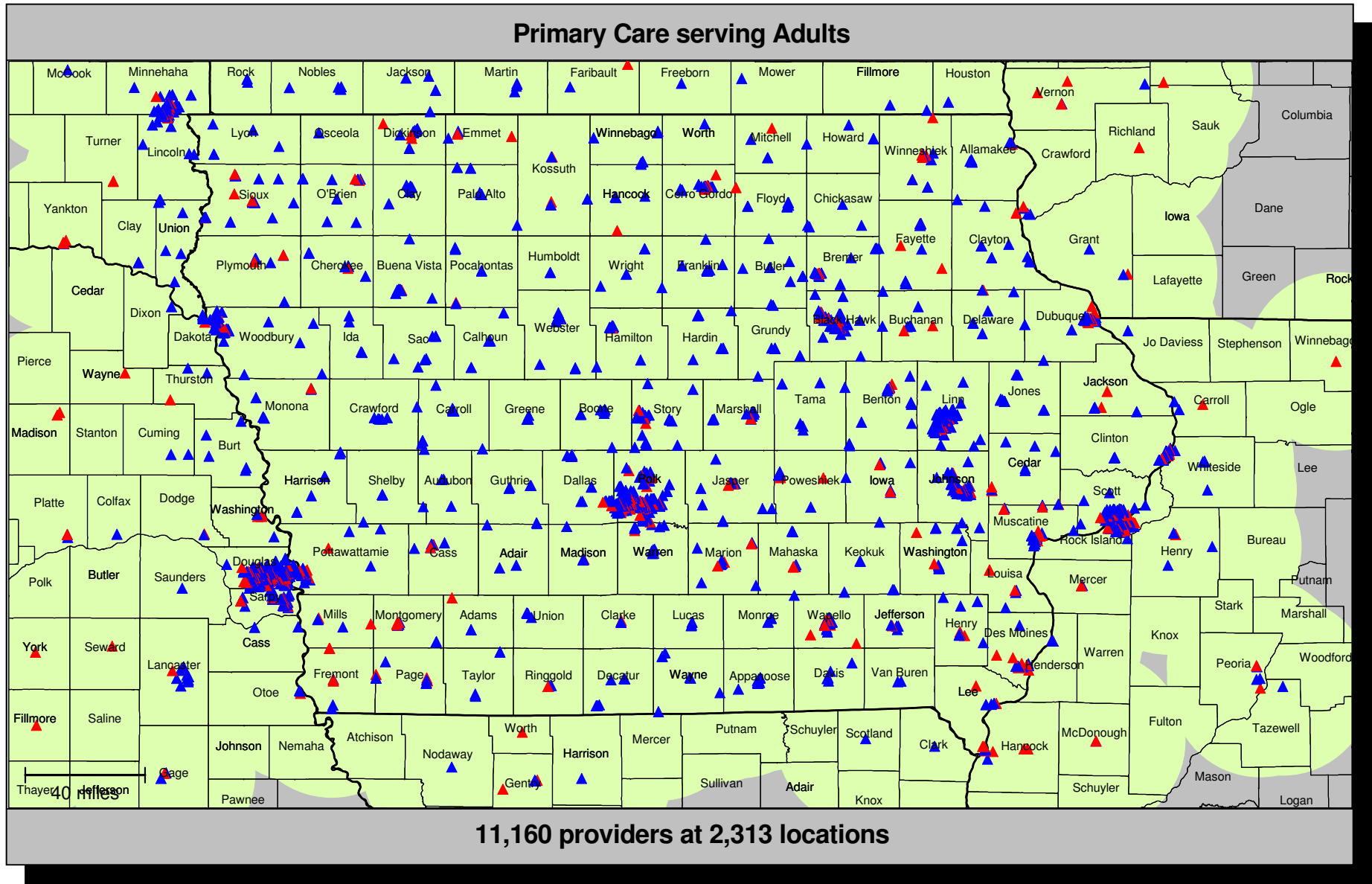


Provider locations



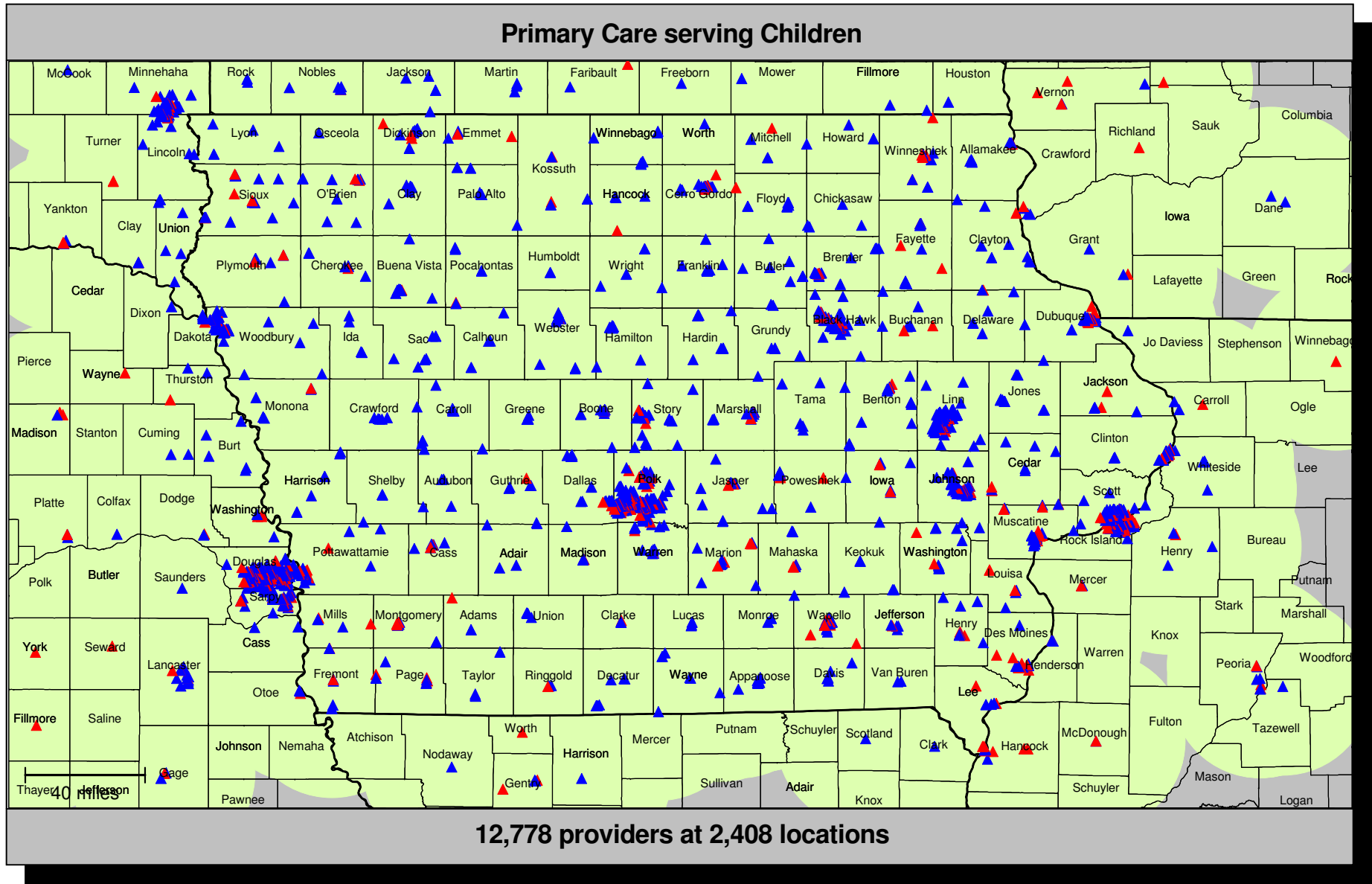
Accessibility summary

Accessibility analysis specifications	
Provider group:	Primary Care serving Adults 11,160 providers at 2,313 locations
Member group:	IA Adult Members 67,085 members
Access standard:	1 provider within 30 miles
All members:	67,085 (100.0%) 100.0% with access 0.0% without access

Average distance to a choice of providers for all members					
Number of providers	1	2	3	4	5
Miles	1.7	1.8	1.9	2.1	2.2

Key geographic areas				
Region	Total number of members	All members		
		Percent w	Percent wo	Average distance to 1 provider
East	26,743	100.0	0.0	1.5
Central	24,400	100.0	0.0	1.5
West	15,942	100.0	0.0	2.3

Provider locations



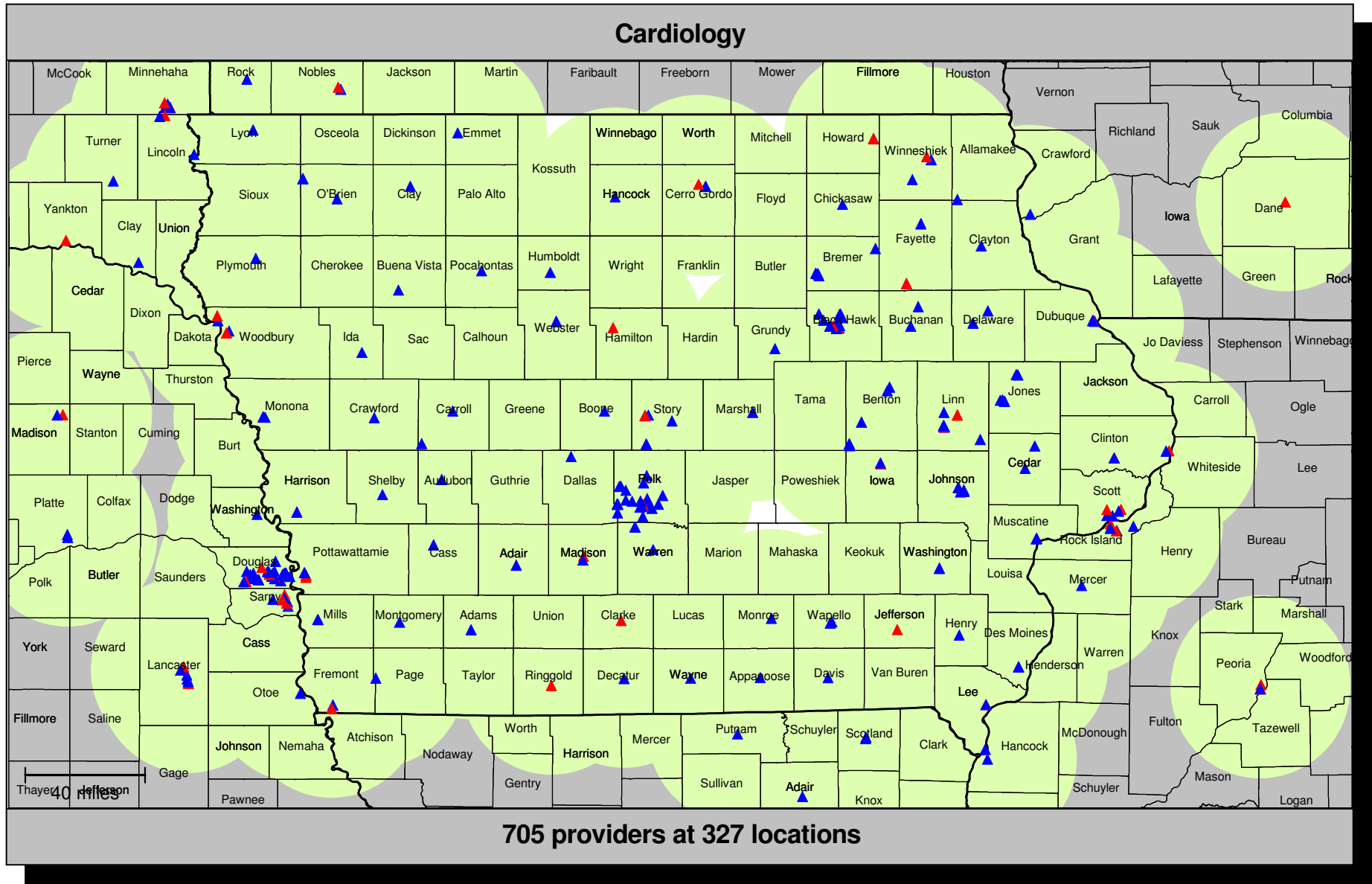
Accessibility summary

Accessibility analysis specifications	
Provider group:	Primary Care serving Children 12,778 providers at 2,408 locations
Member group:	IA Children Members 70,141 members
Access standard:	1 provider within 30 miles
All members:	70,141 (100.0%) 100.0% with access 0.0% without access

Average distance to a choice of providers for all members					
Number of providers	1	2	3	4	5
Miles	1.7	1.9	2.0	2.1	2.2

Key geographic areas				
Region	Total number of members	All members		
		Percent w	Percent wo	Average distance to 1 provider
East	26,123	100.0	0.0	1.5
Central	25,209	100.0	0.0	1.6
West	18,809	100.0	0.0	2.3

Provider locations



Accessibility summary

Accessibility analysis specifications	
Provider group:	Cardiology 705 providers at 327 locations
Member group:	IA Mems 156,347 members
Access standard:	1 provider within 60 miles
All members:	156,347 (100.0%) 100.0% with access 0.0% without access

Average distance to a choice of providers for all members					
Number of providers	1	2	3	4	5
Miles	6.0	6.4	6.9	7.9	8.6

Key geographic areas				
Region	Total number of members	All members		
		Percent w	Percent wo	Average distance to 1 provider
East	60,105	100.0	0.0	4.1
Central	56,398	100.0	0.0	6.7
West	39,844	100.0	0.0	7.9

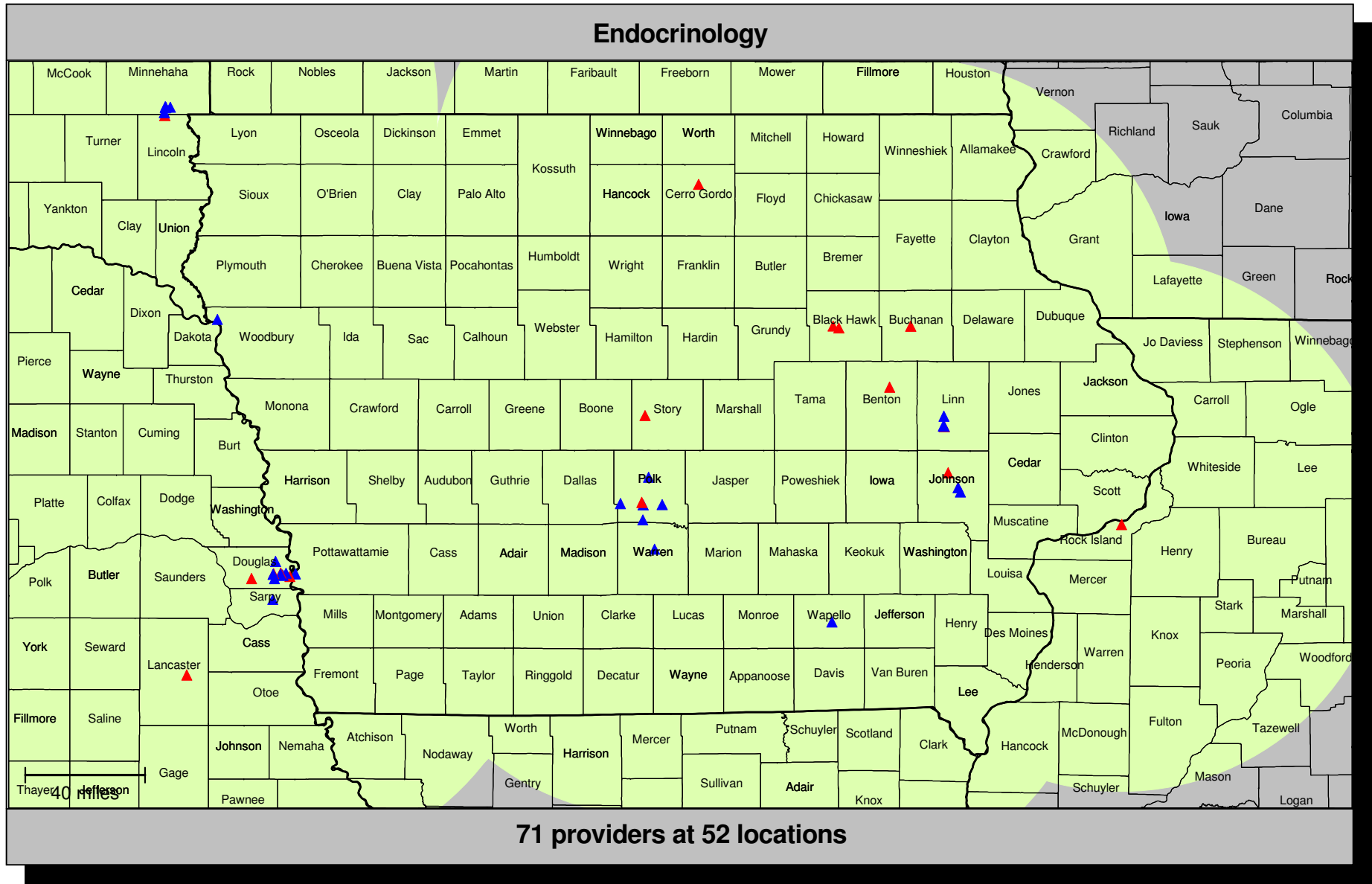
Accessibility summary

Accessibility analysis specifications	
Provider group:	Cardiology 705 providers at 327 locations
Member group:	IA Mems 156,347 members
Access standard:	1 provider within 90 miles
All members:	156,347 (100.0%) 100.0% with access 0.0% without access

Average distance to a choice of providers for all members					
Number of providers	1	2	3	4	5
Miles	6.0	6.4	6.9	7.9	8.6

Key geographic areas				
Region	Total number of members	All members		
		Percent w	Percent wo	Average distance to 1 provider
East	60,105	100.0	0.0	4.1
Central	56,398	100.0	0.0	6.7
West	39,844	100.0	0.0	7.9

Provider locations



Accessibility summary

Accessibility analysis specifications	
Provider group:	Endocrinology 71 providers at 52 locations
Member group:	IA Mems 156,347 members
Access standard:	1 provider within 60 miles
All members:	156,347 (100.0%) 89.0% with access 11.0% without access

Average distance to a choice of providers for all members					
Number of providers	1	2	3	4	5
Miles	22.8	30.7	36.5	37.8	42.5

Key geographic areas				
Region	Total number of members	All members		
		Percent w	Percent wo	Average distance to 1 provider
East	60,105	86.1	13.9	22.8
Central	56,398	100.0	0.0	13.1
West	39,844	77.7	22.3	36.7

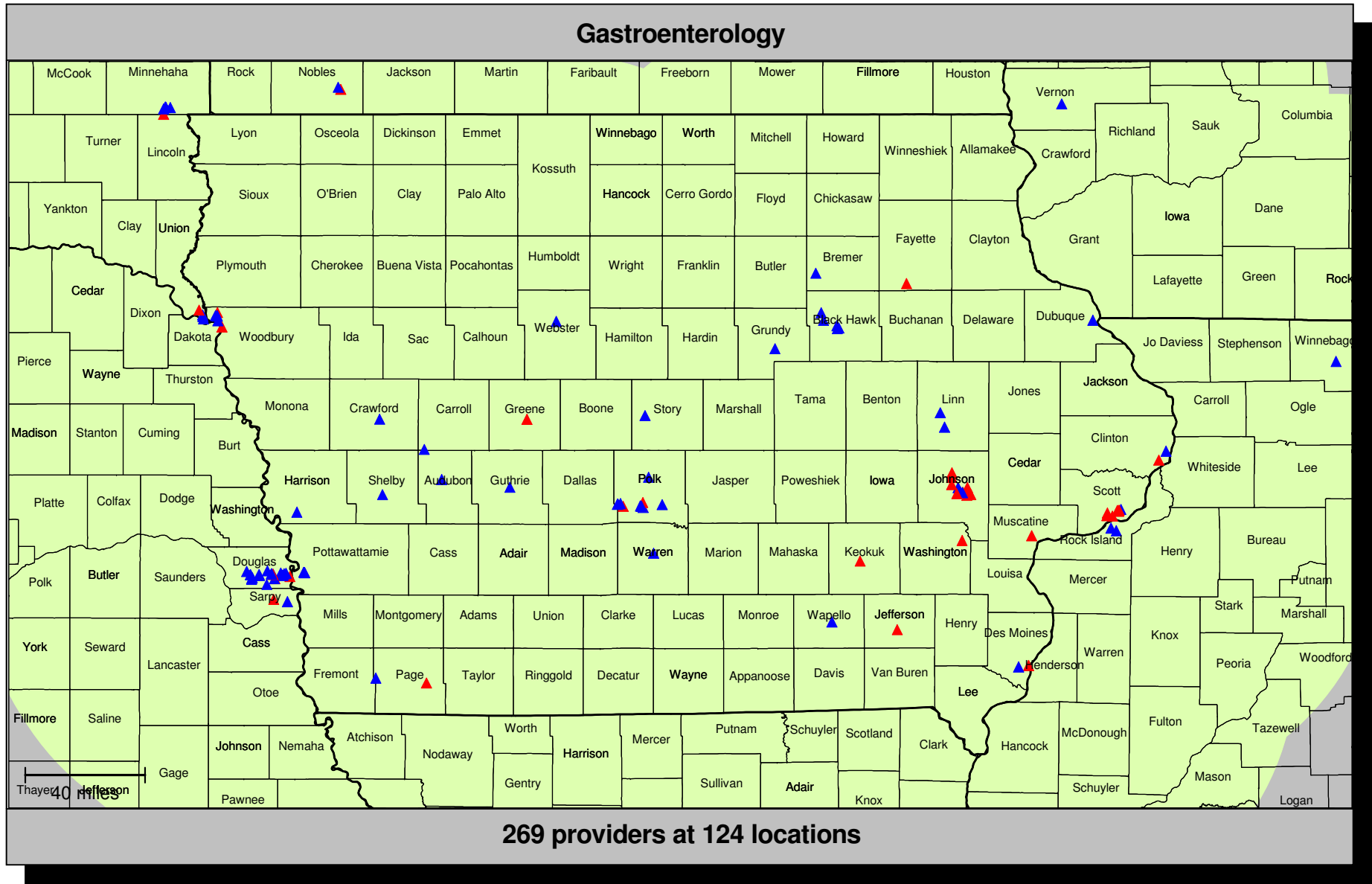
Accessibility summary

Accessibility analysis specifications	
Provider group:	Endocrinology 71 providers at 52 locations
Member group:	IA Mems 156,347 members
Access standard:	1 provider within 90 miles
All members:	156,347 (100.0%) 100.0% with access 0.0% without access

Average distance to a choice of providers for all members					
Number of providers	1	2	3	4	5
Miles	22.8	30.7	36.5	37.8	42.5

Key geographic areas				
Region	Total number of members	All members		
		Percent w	Percent wo	Average distance to 1 provider
East	60,105	100.0	0.0	22.8
Central	56,398	100.0	0.0	13.1
West	39,844	99.9	0.1	36.7

Provider locations



Accessibility summary

Accessibility analysis specifications	
Provider group:	Gastroenterology 269 providers at 124 locations
Member group:	IA Mems 156,347 members
Access standard:	1 provider within 60 miles
All members:	156,347 (100.0%) 98.9% with access 1.1% without access

Average distance to a choice of providers for all members					
Number of providers	1	2	3	4	5
Miles	13.4	15.0	16.7	19.6	21.7

Key geographic areas				
Region	Total number of members	All members		
		Percent w	Percent wo	Average distance to 1 provider
East	60,105	100.0	0.0	8.5
Central	56,398	98.7	1.3	14.1
West	39,844	97.6	2.4	19.9

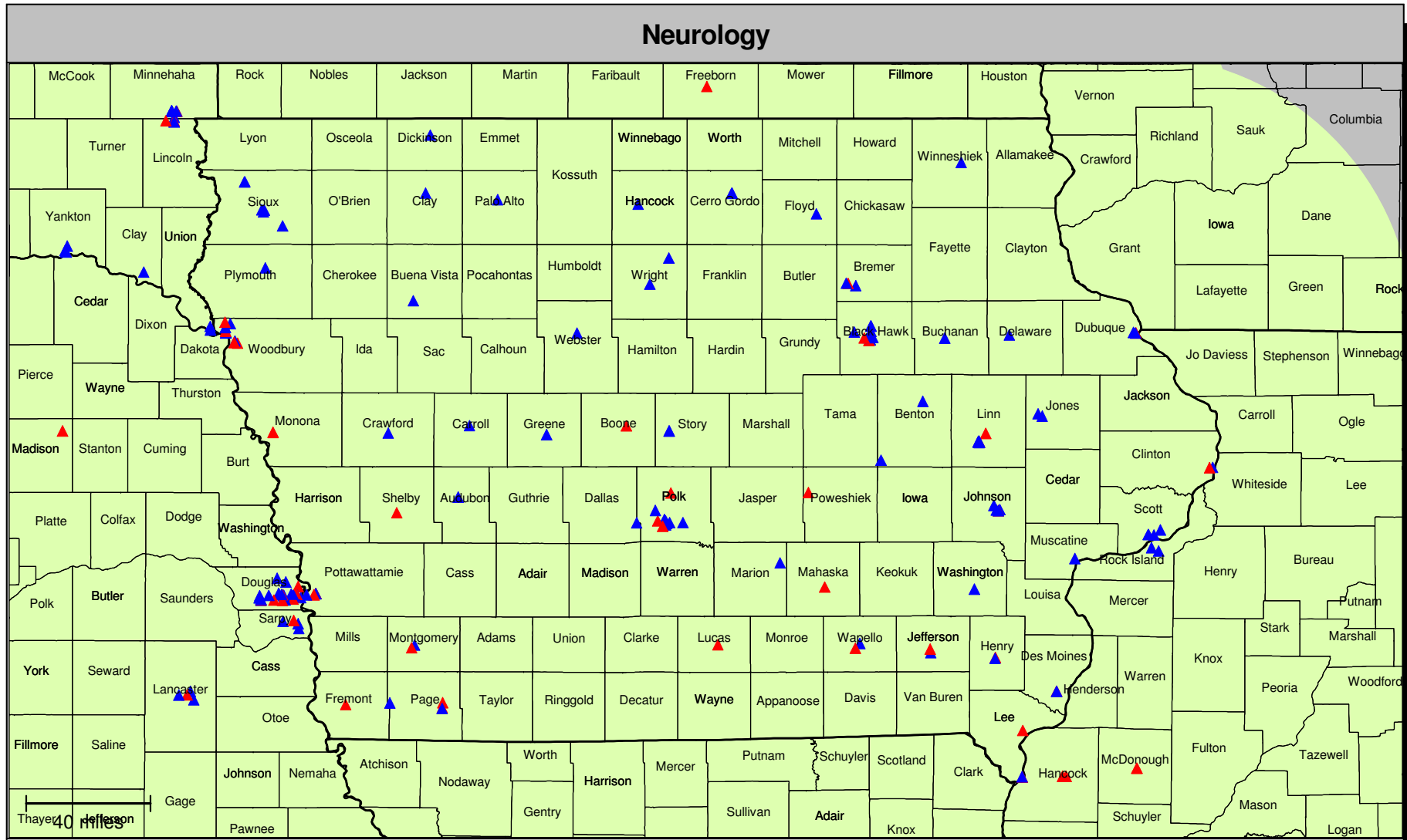
Accessibility summary

Accessibility analysis specifications	
Provider group:	Gastroenterology 269 providers at 124 locations
Member group:	IA Mems 156,347 members
Access standard:	1 provider within 90 miles
All members:	156,347 (100.0%) 100.0% with access 0.0% without access

Average distance to a choice of providers for all members					
Number of providers	1	2	3	4	5
Miles	13.4	15.0	16.7	19.6	21.7

Key geographic areas				
Region	Total number of members	All members		
		Percent w	Percent wo	Average distance to 1 provider
East	60,105	100.0	0.0	8.5
Central	56,398	100.0	0.0	14.1
West	39,844	100.0	0.0	19.9

Provider locations



- ▲ Single provider locations
- ▲ Multiple provider locations

90 mile radius

Accessibility summary

Accessibility analysis specifications	
Provider group:	Neurology 443 providers at 217 locations
Member group:	IA Mems 156,347 members
Access standard:	1 provider within 60 miles
All members:	156,347 (100.0%) 100.0% with access 0.0% without access

Average distance to a choice of providers for all members					
Number of providers	1	2	3	4	5
Miles	8.1	9.4	11.2	12.4	13.5

Key geographic areas				
Region	Total number of members	All members		
		Percent w	Percent wo	Average distance to 1 provider
East	60,105	100.0	0.0	5.8
Central	56,398	100.0	0.0	8.5
West	39,844	100.0	0.0	10.9

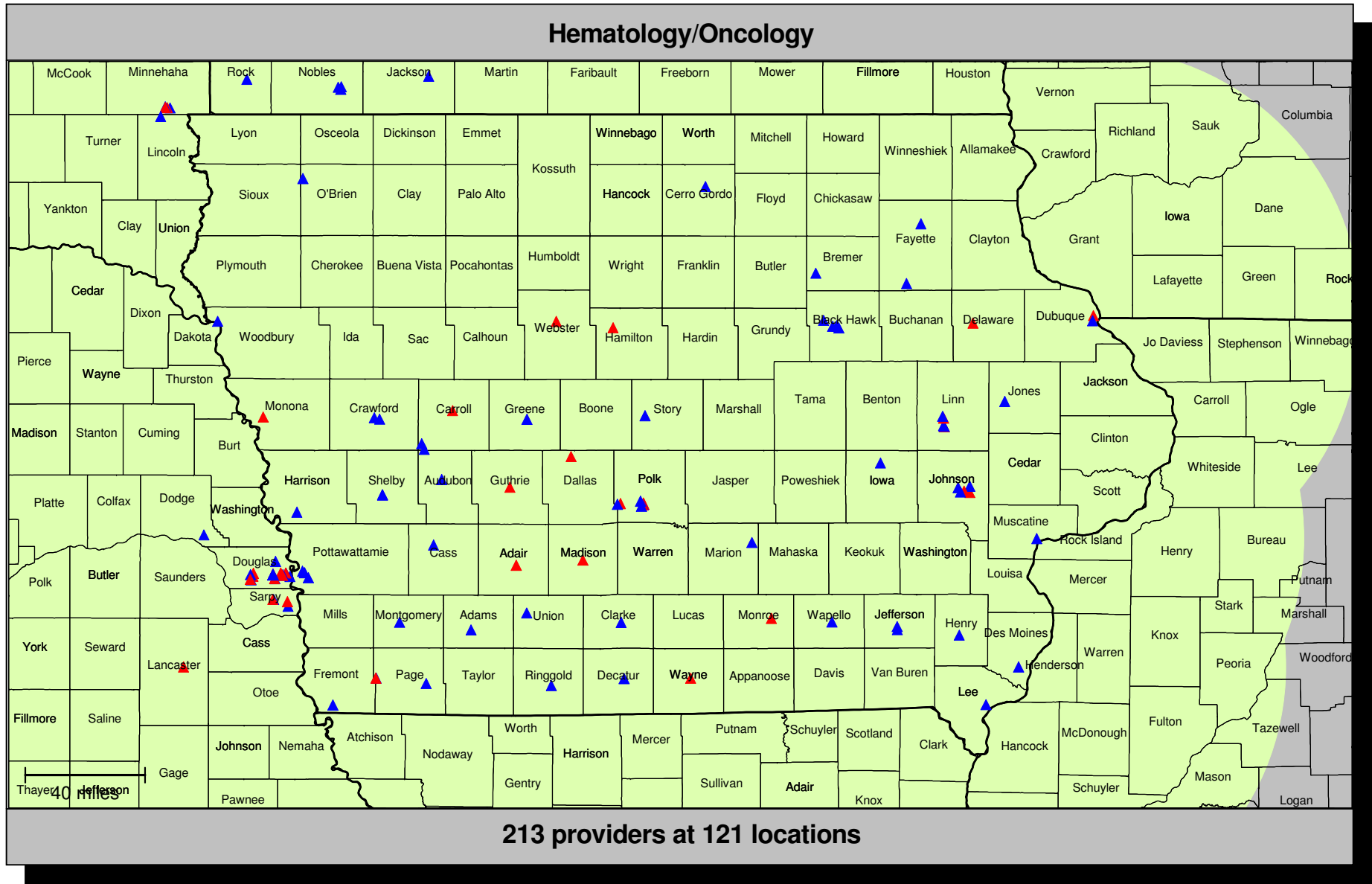
Accessibility summary

Accessibility analysis specifications	
Provider group:	Neurology 443 providers at 217 locations
Member group:	IA Mems 156,347 members
Access standard:	1 provider within 90 miles
All members:	156,347 (100.0%) 100.0% with access 0.0% without access

Average distance to a choice of providers for all members					
Number of providers	1	2	3	4	5
Miles	8.1	9.4	11.2	12.4	13.5

Key geographic areas				
Region	Total number of members	All members		
		Percent w	Percent wo	Average distance to 1 provider
East	60,105	100.0	0.0	5.8
Central	56,398	100.0	0.0	8.5
West	39,844	100.0	0.0	10.9

Provider locations



Accessibility summary

Accessibility analysis specifications	
Provider group:	Hematology/Oncology 213 providers at 121 locations
Member group:	IA Mems 156,347 members
Access standard:	1 provider within 60 miles
All members:	156,347 (100.0%) 99.7% with access 0.3% without access

Average distance to a choice of providers for all members					
Number of providers	1	2	3	4	5
Miles	12.5	13.7	15.0	16.0	19.6

Key geographic areas				
Region	Total number of members	All members		
		Percent w	Percent wo	Average distance to 1 provider
East	60,105	99.2	0.8	13.9
Central	56,398	100.0	0.0	10.9
West	39,844	100.0	0.0	12.6

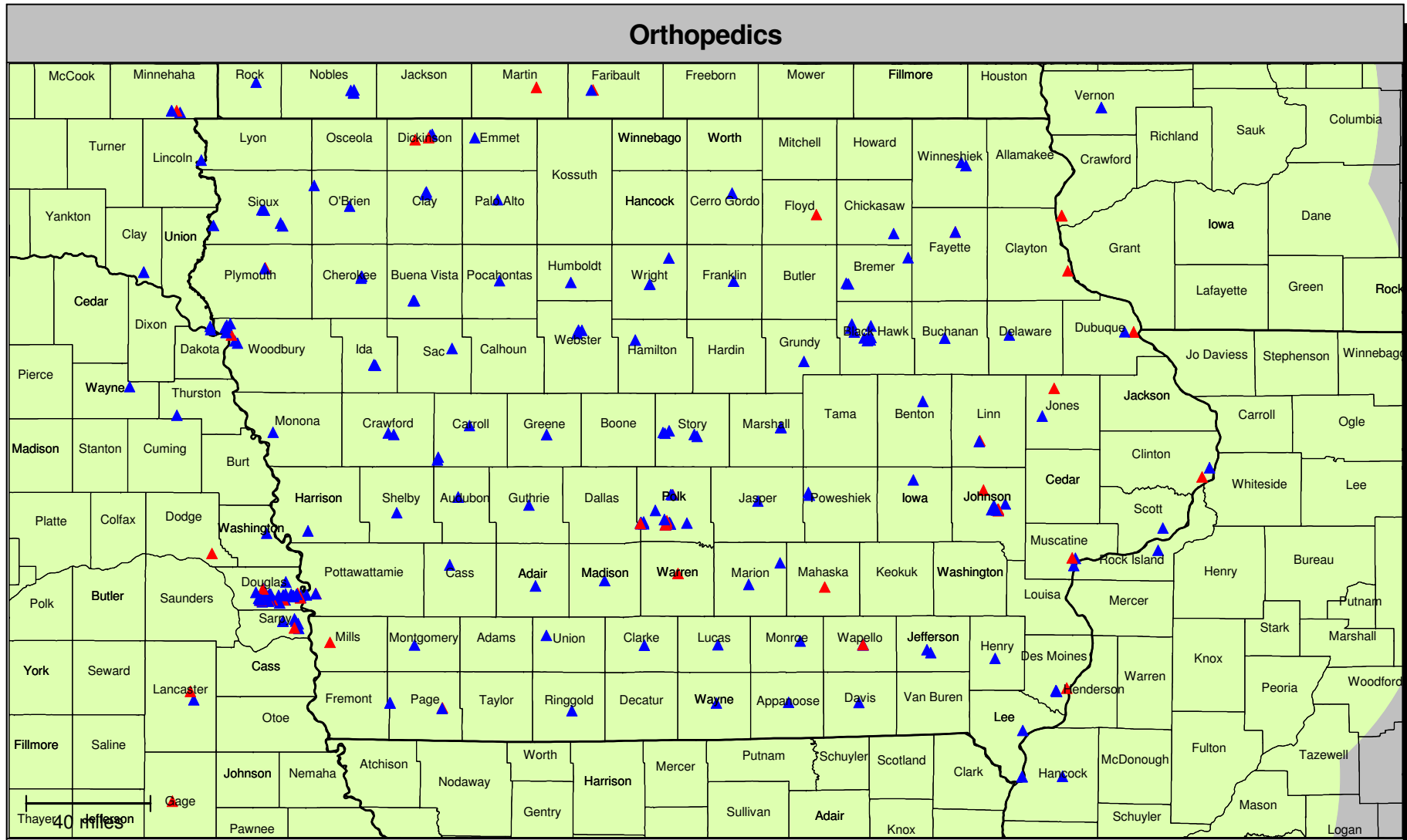
Accessibility summary

Accessibility analysis specifications	
Provider group:	Hematology/Oncology 213 providers at 121 locations
Member group:	IA Mems 156,347 members
Access standard:	1 provider within 90 miles
All members:	156,347 (100.0%) 100.0% with access 0.0% without access

Average distance to a choice of providers for all members					
Number of providers	1	2	3	4	5
Miles	12.5	13.7	15.0	16.0	19.6

Key geographic areas				
Region	Total number of members	All members		
		Percent w	Percent wo	Average distance to 1 provider
East	60,105	100.0	0.0	13.9
Central	56,398	100.0	0.0	10.9
West	39,844	100.0	0.0	12.6

Provider locations



506 providers at 262 locations

- ▲ Single provider locations
- ▲ Multiple provider locations

90 mile radius

Accessibility summary

Accessibility analysis specifications	
Provider group:	Orthopedics 506 providers at 262 locations
Member group:	IA Mems 156,347 members
Access standard:	1 provider within 60 miles
All members:	156,347 (100.0%) 100.0% with access 0.0% without access

Average distance to a choice of providers for all members					
Number of providers	1	2	3	4	5
Miles	5.9	6.5	7.4	9.2	11.1

Key geographic areas				
Region	Total number of members	All members		
		Percent w	Percent wo	Average distance to 1 provider
East	60,105	100.0	0.0	6.1
Central	56,398	100.0	0.0	5.4
West	39,844	100.0	0.0	6.2

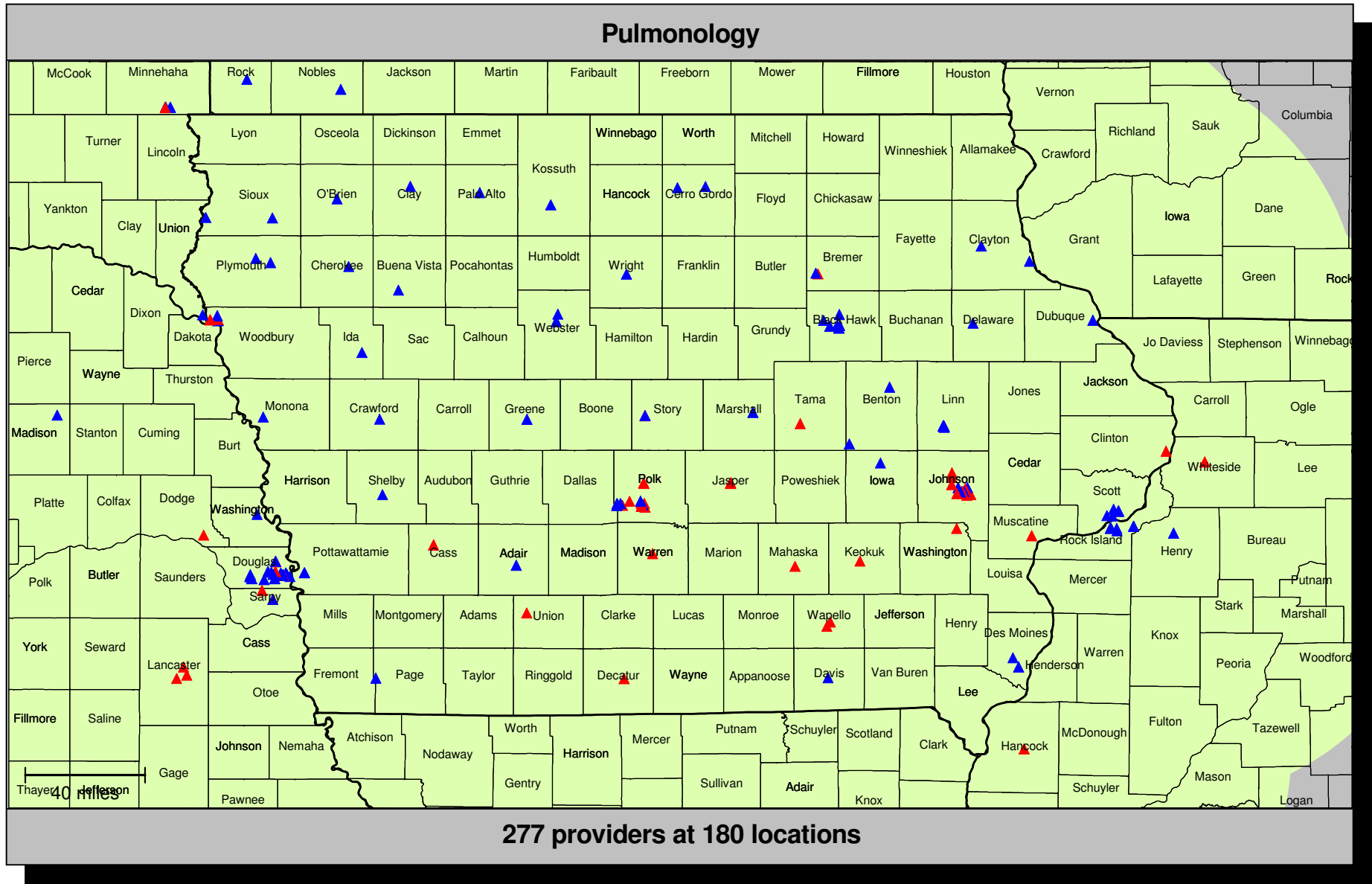
Accessibility summary

Accessibility analysis specifications	
Provider group:	Orthopedics 506 providers at 262 locations
Member group:	IA Mems 156,347 members
Access standard:	1 provider within 90 miles
All members:	156,347 (100.0%) 100.0% with access 0.0% without access

Average distance to a choice of providers for all members					
Number of providers	1	2	3	4	5
Miles	5.9	6.5	7.4	9.2	11.1

Key geographic areas				
Region	Total number of members	All members		
		Percent w	Percent wo	Average distance to 1 provider
East	60,105	100.0	0.0	6.1
Central	56,398	100.0	0.0	5.4
West	39,844	100.0	0.0	6.2

Provider locations



Accessibility summary

Accessibility analysis specifications	
Provider group:	Pulmonology 277 providers at 180 locations
Member group:	IA Mems 156,347 members
Access standard:	1 provider within 60 miles
All members:	156,347 (100.0%) 100.0% with access 0.0% without access

Average distance to a choice of providers for all members					
Number of providers	1	2	3	4	5
Miles	8.5	10.2	13.2	14.4	15.7

Key geographic areas				
Region	Total number of members	All members		
		Percent w	Percent wo	Average distance to 1 provider
East	60,105	100.0	0.0	8.0
Central	56,398	100.0	0.0	8.0
West	39,844	100.0	0.0	9.9

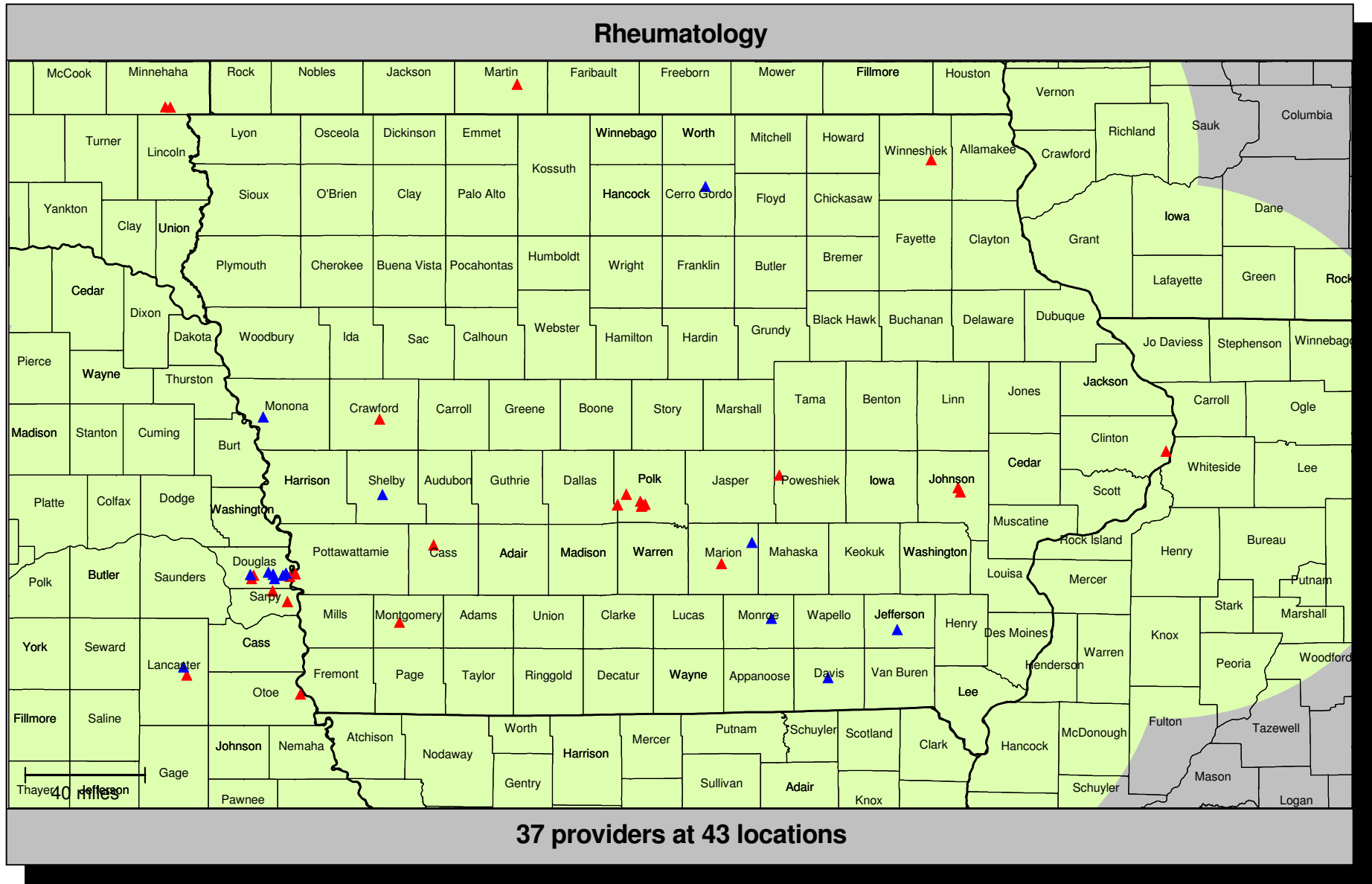
Accessibility summary

Accessibility analysis specifications	
Provider group:	Pulmonology 277 providers at 180 locations
Member group:	IA Mems 156,347 members
Access standard:	1 provider within 90 miles
All members:	156,347 (100.0%) 100.0% with access 0.0% without access

Average distance to a choice of providers for all members					
Number of providers	1	2	3	4	5
Miles	8.5	10.2	13.2	14.4	15.7

Key geographic areas				
Region	Total number of members	All members		
		Percent w	Percent wo	Average distance to 1 provider
East	60,105	100.0	0.0	8.0
Central	56,398	100.0	0.0	8.0
West	39,844	100.0	0.0	9.9

Provider locations



Accessibility summary

Accessibility analysis specifications	
Provider group:	Rheumatology 37 providers at 43 locations
Member group:	IA Mems 156,347 members
Access standard:	1 provider within 60 miles
All members:	156,347 (100.0%) 91.6% with access 8.4% without access

Average distance to a choice of providers for all members					
Number of providers	1	2	3	4	5
Miles	27.7	35.3	44.9	53.8	57.4

Key geographic areas				
Region	Total number of members	All members		
		Percent w	Percent wo	Average distance to 1 provider
East	60,105	85.6	14.4	36.3
Central	56,398	100.0	0.0	13.7
West	39,844	88.9	11.1	34.6

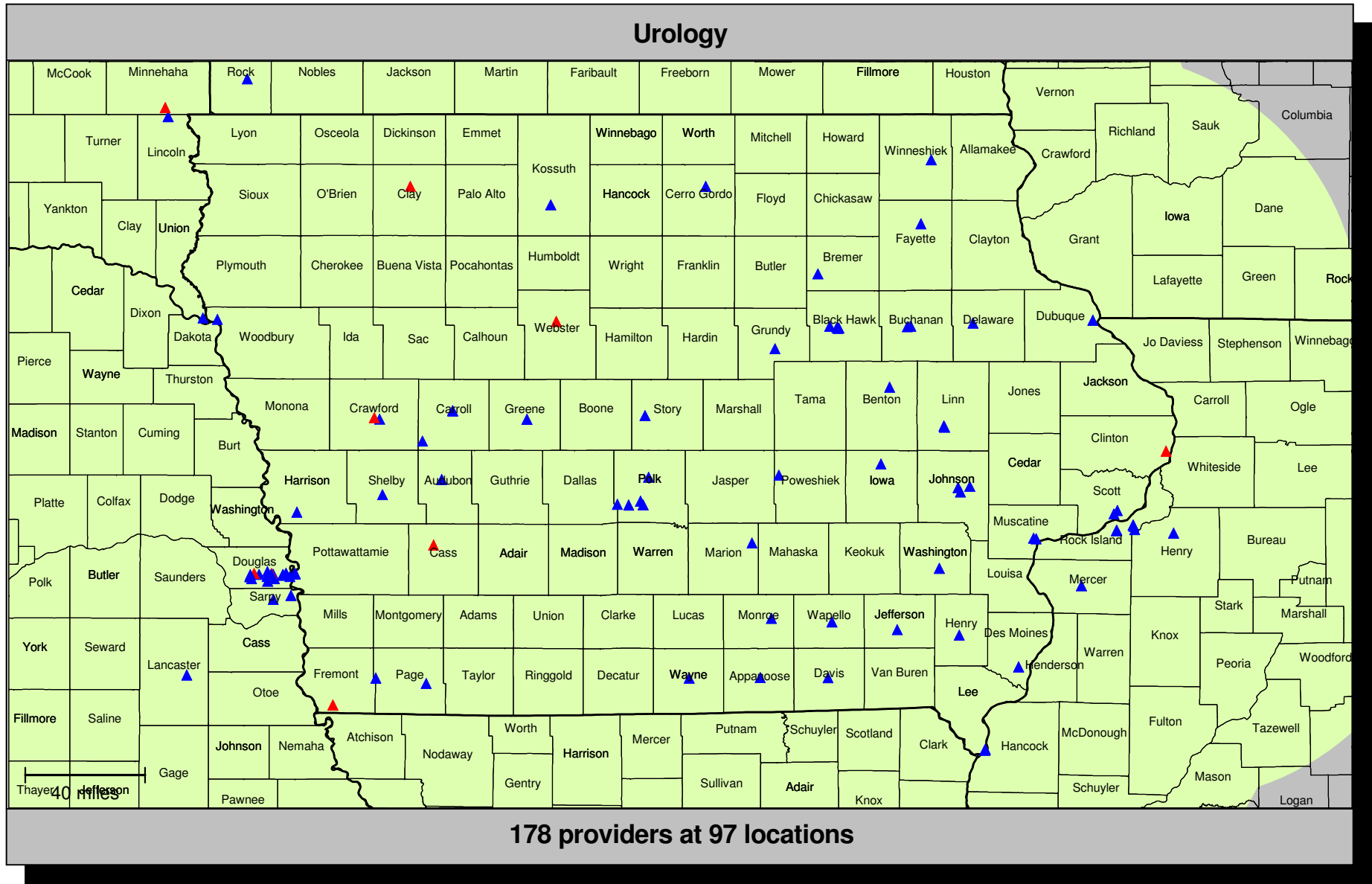
Accessibility summary

Accessibility analysis specifications	
Provider group:	Rheumatology 37 providers at 43 locations
Member group:	IA Mems 156,347 members
Access standard:	1 provider within 90 miles
All members:	156,347 (100.0%) 100.0% with access 0.0% without access

Average distance to a choice of providers for all members					
Number of providers	1	2	3	4	5
Miles	27.7	35.3	44.9	53.8	57.4

Key geographic areas				
Region	Total number of members	All members		
		Percent w	Percent wo	Average distance to 1 provider
East	60,105	100.0	0.0	36.3
Central	56,398	100.0	0.0	13.7
West	39,844	100.0	0.0	34.6

Provider locations



Accessibility summary

Accessibility analysis specifications	
Provider group:	Urology 178 providers at 97 locations
Member group:	IA Mems 156,347 members
Access standard:	1 provider within 60 miles
All members:	156,347 (100.0%) 100.0% with access 0.0% without access

Average distance to a choice of providers for all members					
Number of providers	1	2	3	4	5
Miles	9.9	11.8	14.5	15.9	18.4

Key geographic areas				
Region	Total number of members	All members		
		Percent w	Percent wo	Average distance to 1 provider
East	60,105	100.0	0.0	6.9
Central	56,398	100.0	0.0	9.3
West	39,844	100.0	0.0	15.3

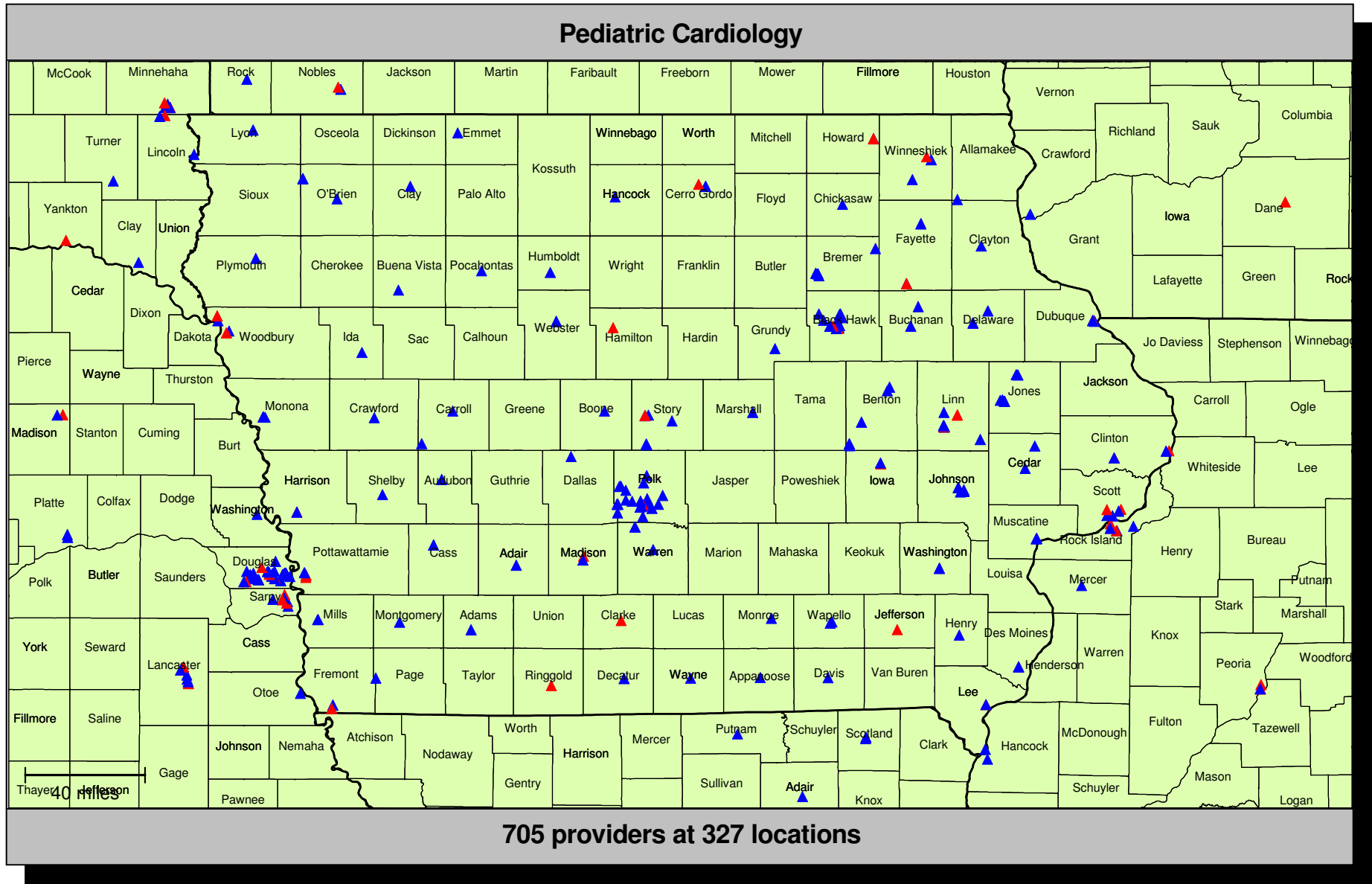
Accessibility summary

Accessibility analysis specifications	
Provider group:	Urology 178 providers at 97 locations
Member group:	IA Mems 156,347 members
Access standard:	1 provider within 90 miles
All members:	156,347 (100.0%) 100.0% with access 0.0% without access

Average distance to a choice of providers for all members					
Number of providers	1	2	3	4	5
Miles	9.9	11.8	14.5	15.9	18.4

Key geographic areas				
Region	Total number of members	All members		
		Percent w	Percent wo	Average distance to 1 provider
East	60,105	100.0	0.0	6.9
Central	56,398	100.0	0.0	9.3
West	39,844	100.0	0.0	15.3

Provider locations



Accessibility summary

Accessibility analysis specifications	
Provider group:	Pediatric Cardiology 705 providers at 327 locations
Member group:	IA Children Members 70,141 members
Access standard:	1 provider within 60 miles
All members:	70,141 (100.0%) 100.0% with access 0.0% without access

Average distance to a choice of providers for all members					
Number of providers	1	2	3	4	5
Miles	6.1	6.5	7.0	8.0	8.6

Key geographic areas				
Region	Total number of members	All members		
		Percent w	Percent wo	Average distance to 1 provider
East	26,123	100.0	0.0	4.3
Central	25,209	100.0	0.0	6.6
West	18,809	100.0	0.0	7.9

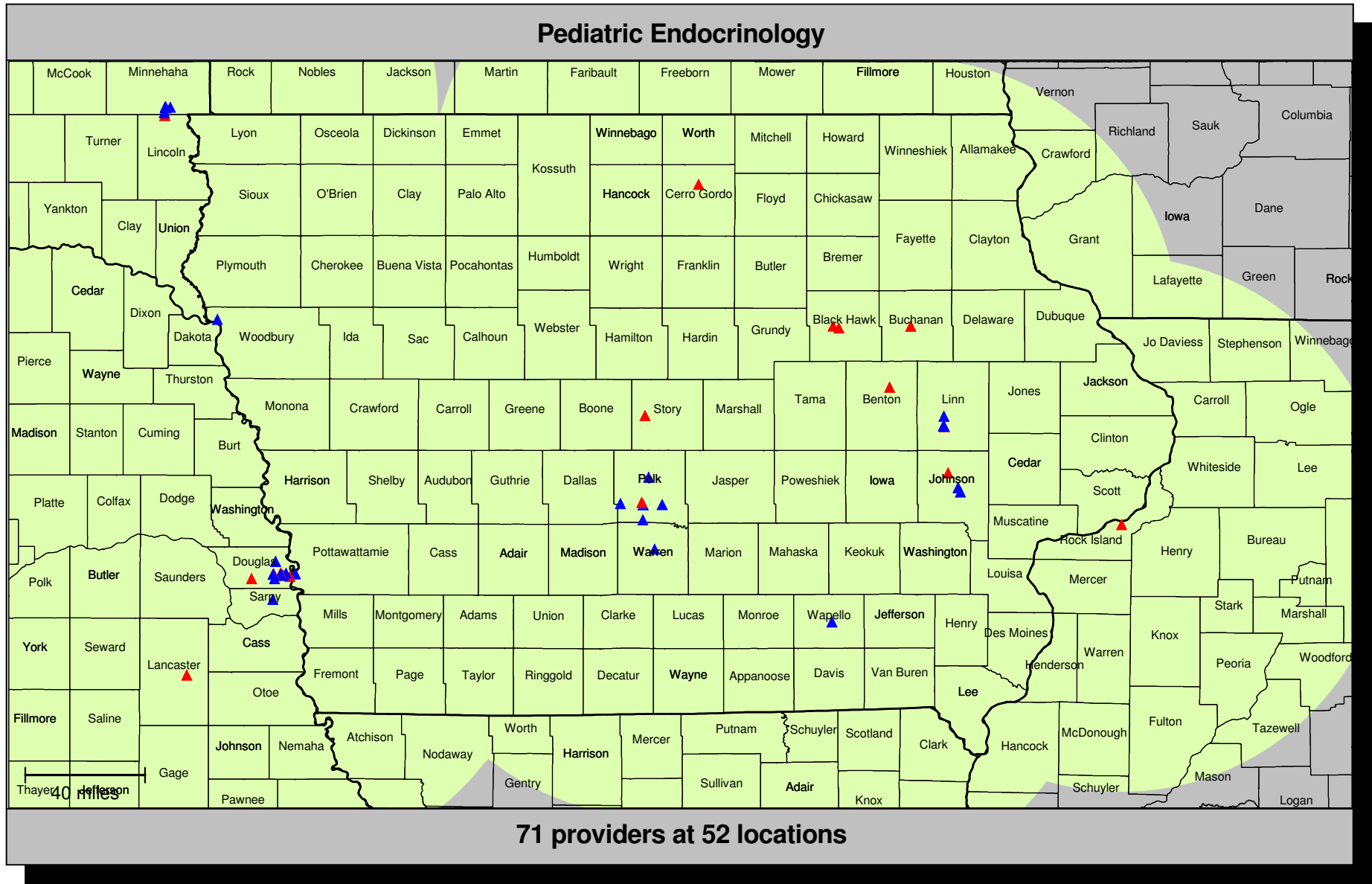
Accessibility summary

Accessibility analysis specifications	
Provider group:	Pediatric Cardiology 705 providers at 327 locations
Member group:	IA Children Members 70,141 members
Access standard:	1 provider within 90 miles
All members:	70,141 (100.0%) 100.0% with access 0.0% without access

Average distance to a choice of providers for all members					
Number of providers	1	2	3	4	5
Miles	6.1	6.5	7.0	8.0	8.6

Key geographic areas				
Region	Total number of members	All members		
		Percent w	Percent wo	Average distance to 1 provider
East	26,123	100.0	0.0	4.3
Central	25,209	100.0	0.0	6.6
West	18,809	100.0	0.0	7.9

Provider locations



Accessibility summary

Accessibility analysis specifications	
Provider group:	Pediatric Endocrinology 71 providers at 52 locations
Member group:	IA Children Members 70,141 members
Access standard:	1 provider within 60 miles
All members:	70,141 (100.0%) 88.9% with access 11.1% without access

Average distance to a choice of providers for all members					
Number of providers	1	2	3	4	5
Miles	23.0	30.5	36.6	37.9	42.3

Key geographic areas				
Region	Total number of members	All members		
		Percent w	Percent wo	Average distance to 1 provider
East	26,123	86.7	13.3	22.7
Central	25,209	100.0	0.0	13.1
West	18,809	77.1	22.9	36.6

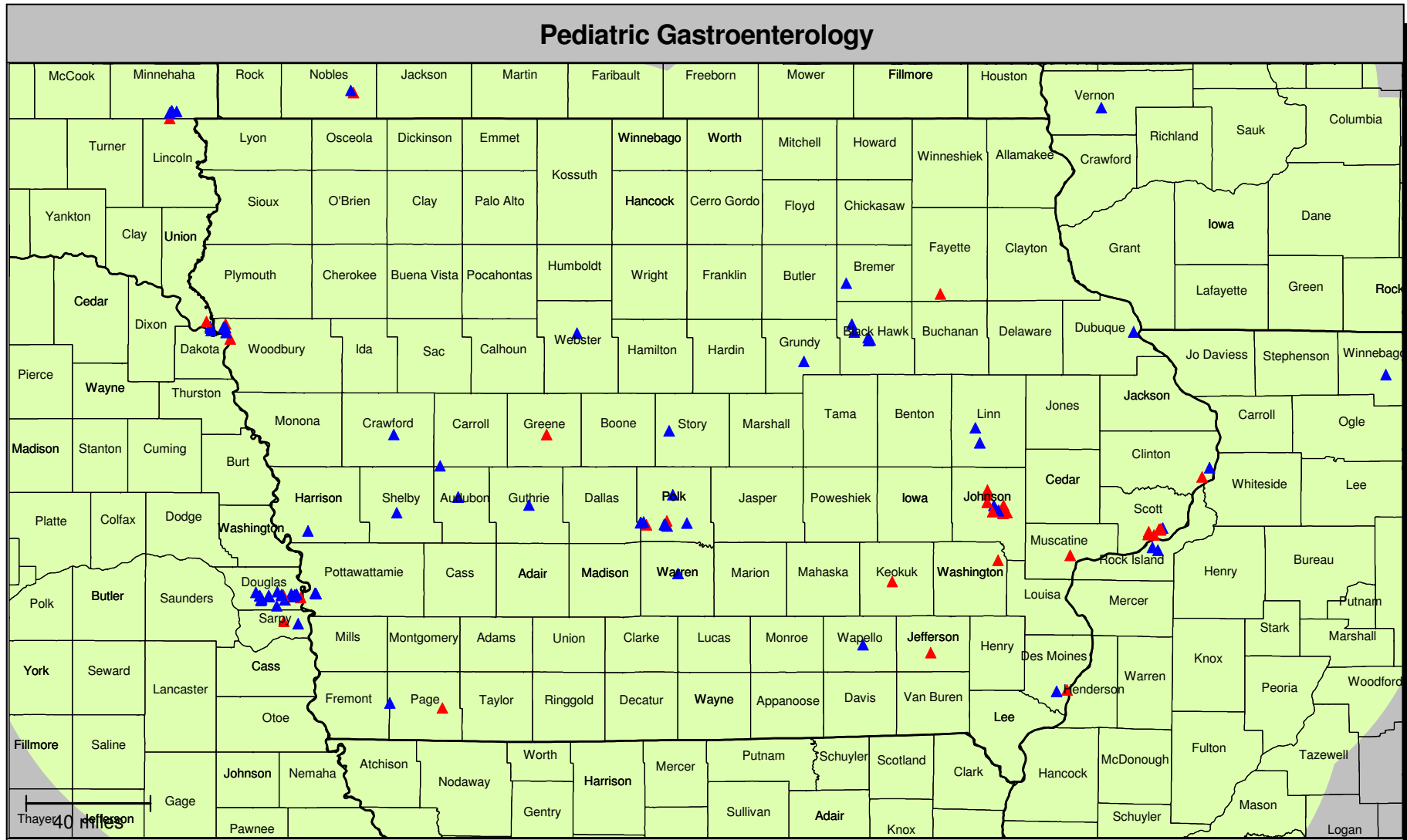
Accessibility summary

Accessibility analysis specifications	
Provider group:	Pediatric Endocrinology 71 providers at 52 locations
Member group:	IA Children Members 70,141 members
Access standard:	1 provider within 90 miles
All members:	70,141 (100.0%) 100.0% with access 0.0% without access

Average distance to a choice of providers for all members					
Number of providers	1	2	3	4	5
Miles	23.0	30.5	36.6	37.9	42.3

Key geographic areas				
Region	Total number of members	All members		
		Percent w	Percent wo	Average distance to 1 provider
East	26,123	100.0	0.0	22.7
Central	25,209	100.0	0.0	13.1
West	18,809	99.9	0.1	36.6

Provider locations



269 providers at 124 locations

- ▲ Single provider locations
- ▲ Multiple provider locations

90 mile radius

Accessibility summary

Accessibility analysis specifications	
Provider group:	Pediatric Gastroenterology 269 providers at 124 locations
Member group:	IA Children Members 70,141 members
Access standard:	1 provider within 60 miles
All members:	70,141 (100.0%) 99.0% with access 1.0% without access

Average distance to a choice of providers for all members					
Number of providers	1	2	3	4	5
Miles	13.6	15.1	16.9	19.8	21.8

Key geographic areas				
Region	Total number of members	All members		
		Percent w	Percent wo	Average distance to 1 provider
East	26,123	100.0	0.0	8.7
Central	25,209	98.8	1.2	13.9
West	18,809	97.7	2.3	20.0

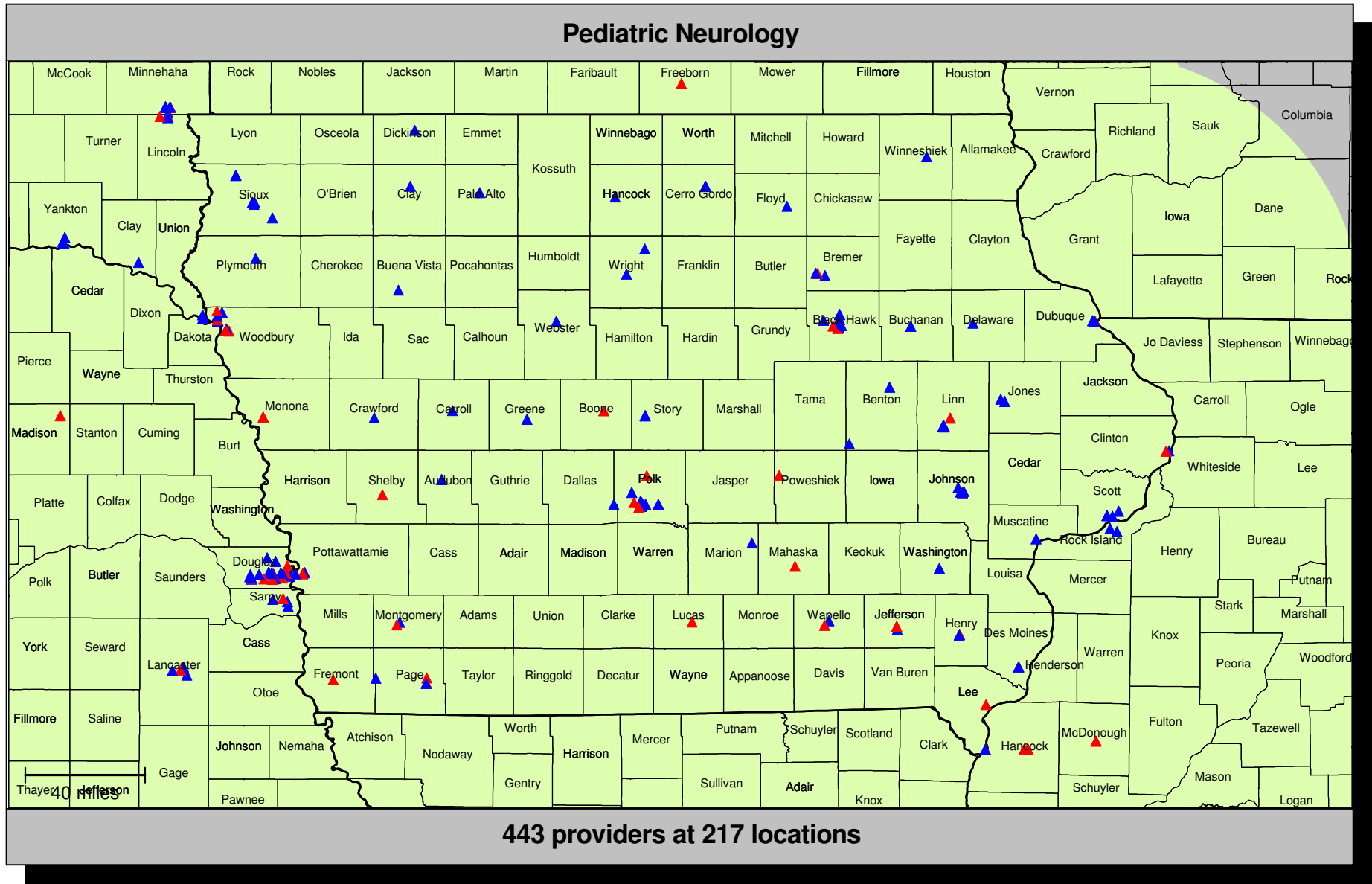
Accessibility summary

Accessibility analysis specifications	
Provider group:	Pediatric Gastroenterology 269 providers at 124 locations
Member group:	IA Children Members 70,141 members
Access standard:	1 provider within 90 miles
All members:	70,141 (100.0%) 100.0% with access 0.0% without access

Average distance to a choice of providers for all members					
Number of providers	1	2	3	4	5
Miles	13.6	15.1	16.9	19.8	21.8

Key geographic areas				
Region	Total number of members	All members		
		Percent w	Percent wo	Average distance to 1 provider
East	26,123	100.0	0.0	8.7
Central	25,209	100.0	0.0	13.9
West	18,809	100.0	0.0	20.0

Provider locations



Accessibility summary

Accessibility analysis specifications	
Provider group:	Pediatric Neurology 443 providers at 217 locations
Member group:	IA Children Members 70,141 members
Access standard:	1 provider within 60 miles
All members:	70,141 (100.0%) 100.0% with access 0.0% without access

Average distance to a choice of providers for all members					
Number of providers	1	2	3	4	5
Miles	8.2	9.5	11.3	12.5	13.5

Key geographic areas				
Region	Total number of members	All members		
		Percent w	Percent wo	Average distance to 1 provider
East	26,123	100.0	0.0	6.0
Central	25,209	100.0	0.0	8.7
West	18,809	100.0	0.0	10.6

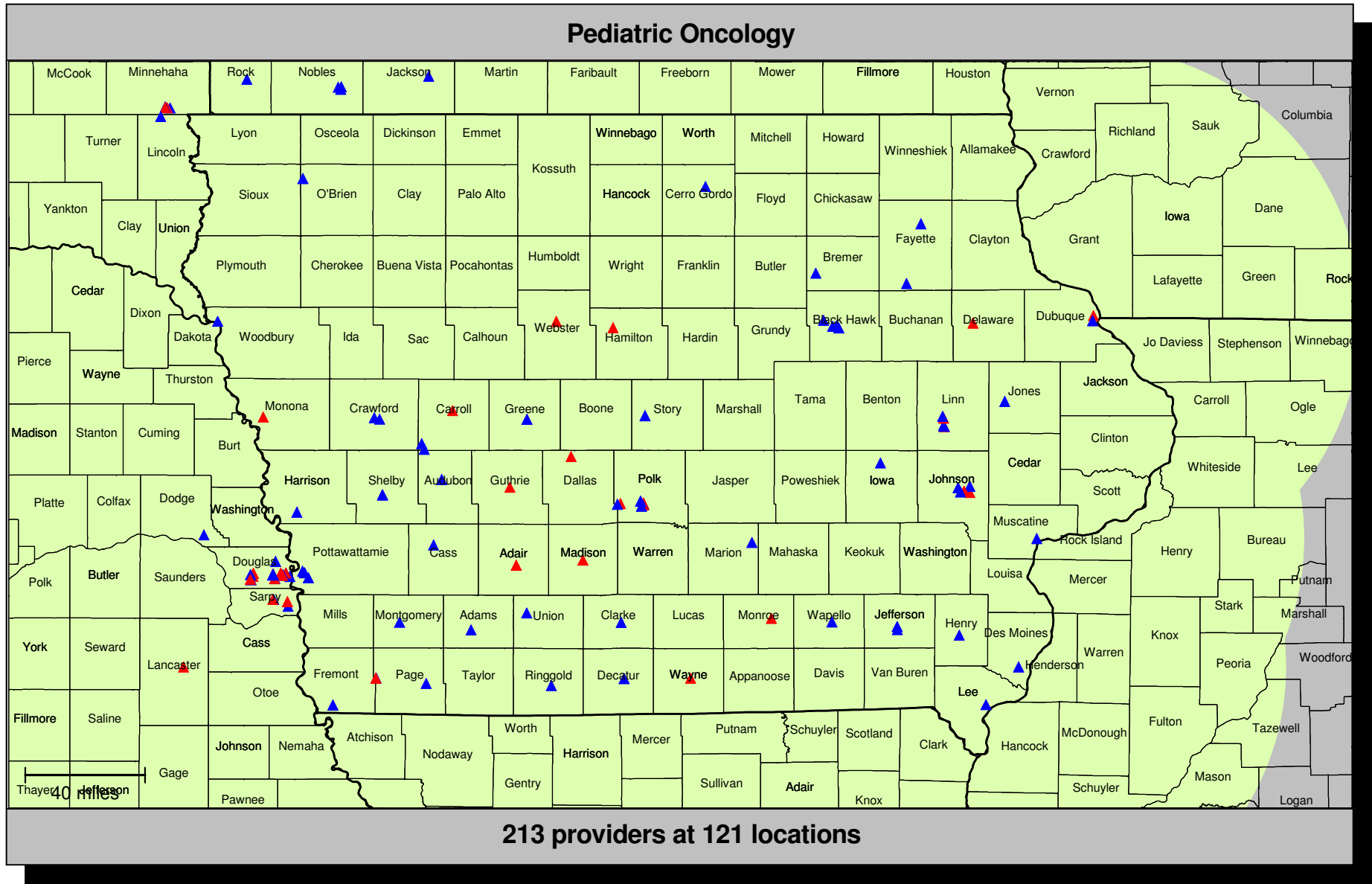
Accessibility summary

Accessibility analysis specifications	
Provider group:	Pediatric Neurology 443 providers at 217 locations
Member group:	IA Children Members 70,141 members
Access standard:	1 provider within 90 miles
All members:	70,141 (100.0%) 100.0% with access 0.0% without access

Average distance to a choice of providers for all members					
Number of providers	1	2	3	4	5
Miles	8.2	9.5	11.3	12.5	13.5

Key geographic areas				
Region	Total number of members	All members		
		Percent w	Percent wo	Average distance to 1 provider
East	26,123	100.0	0.0	6.0
Central	25,209	100.0	0.0	8.7
West	18,809	100.0	0.0	10.6

Provider locations



- ▲ Single provider locations
- ▲ Multiple provider locations

90 mile radius

Accessibility summary

Accessibility analysis specifications	
Provider group:	Pediatric Oncology 213 providers at 121 locations
Member group:	IA Children Members 70,141 members
Access standard:	1 provider within 60 miles
All members:	70,141 (100.0%) 99.8% with access 0.2% without access

Average distance to a choice of providers for all members					
Number of providers	1	2	3	4	5
Miles	12.5	13.8	15.0	16.1	19.5

Key geographic areas				
Region	Total number of members	All members		
		Percent w	Percent wo	Average distance to 1 provider
East	26,123	99.3	0.7	13.7
Central	25,209	100.0	0.0	11.0
West	18,809	100.0	0.0	13.0

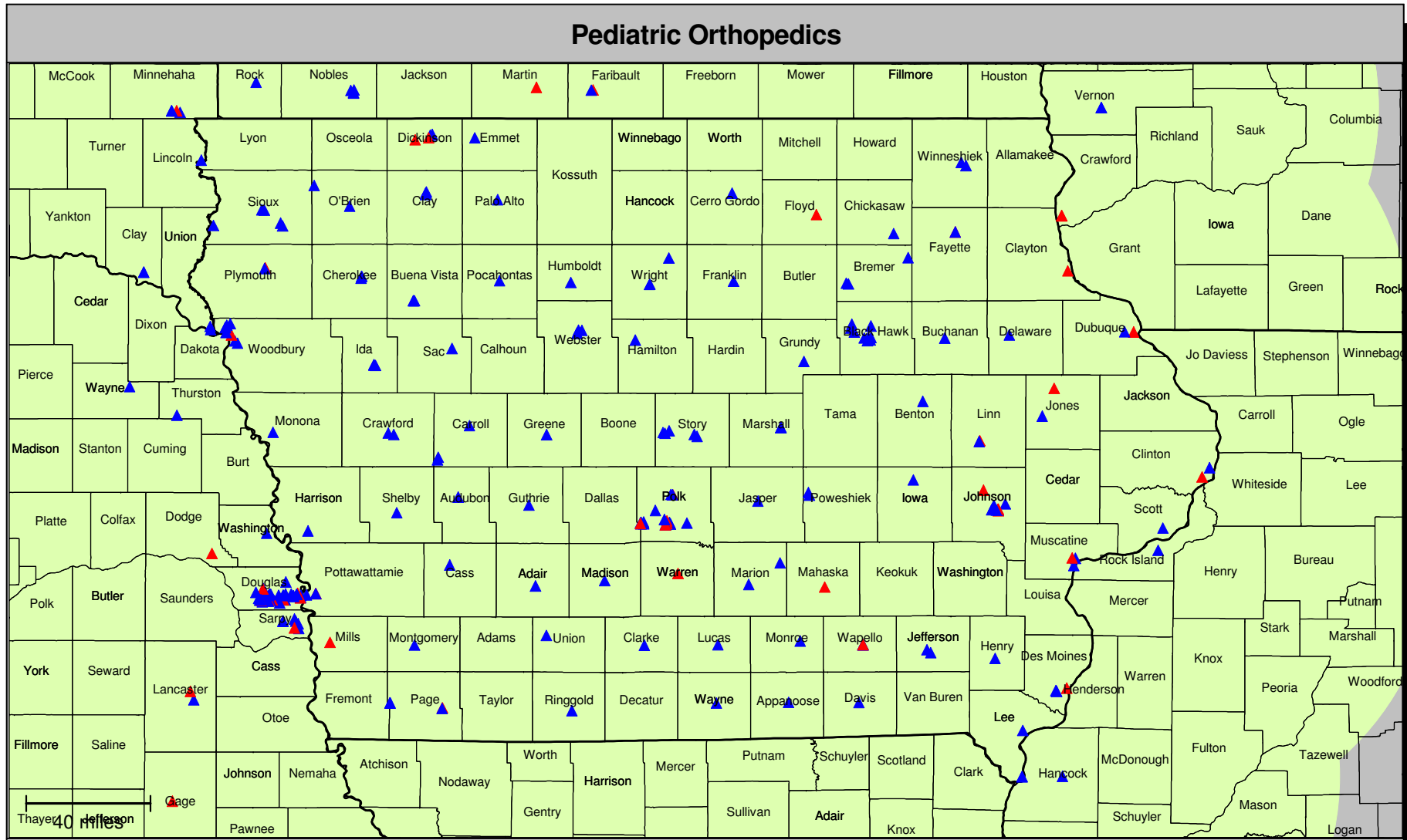
Accessibility summary

Accessibility analysis specifications	
Provider group:	Pediatric Oncology 213 providers at 121 locations
Member group:	IA Children Members 70,141 members
Access standard:	1 provider within 90 miles
All members:	70,141 (100.0%) 100.0% with access 0.0% without access

Average distance to a choice of providers for all members					
Number of providers	1	2	3	4	5
Miles	12.5	13.8	15.0	16.1	19.5

Key geographic areas				
Region	Total number of members	All members		
		Percent w	Percent wo	Average distance to 1 provider
East	26,123	100.0	0.0	13.7
Central	25,209	100.0	0.0	11.0
West	18,809	100.0	0.0	13.0

Provider locations



- ▲ Single provider locations
- ▲ Multiple provider locations

■ 90 mile radius

Accessibility summary

Accessibility analysis specifications	
Provider group:	Pediatric Orthopedics 506 providers at 262 locations
Member group:	IA Children Members 70,141 members
Access standard:	1 provider within 60 miles
All members:	70,141 (100.0%) 100.0% with access 0.0% without access

Average distance to a choice of providers for all members					
Number of providers	1	2	3	4	5
Miles	6.0	6.6	7.4	9.2	11.0

Key geographic areas				
Region	Total number of members	All members		
		Percent w	Percent wo	Average distance to 1 provider
East	26,123	100.0	0.0	6.3
Central	25,209	100.0	0.0	5.5
West	18,809	100.0	0.0	6.1

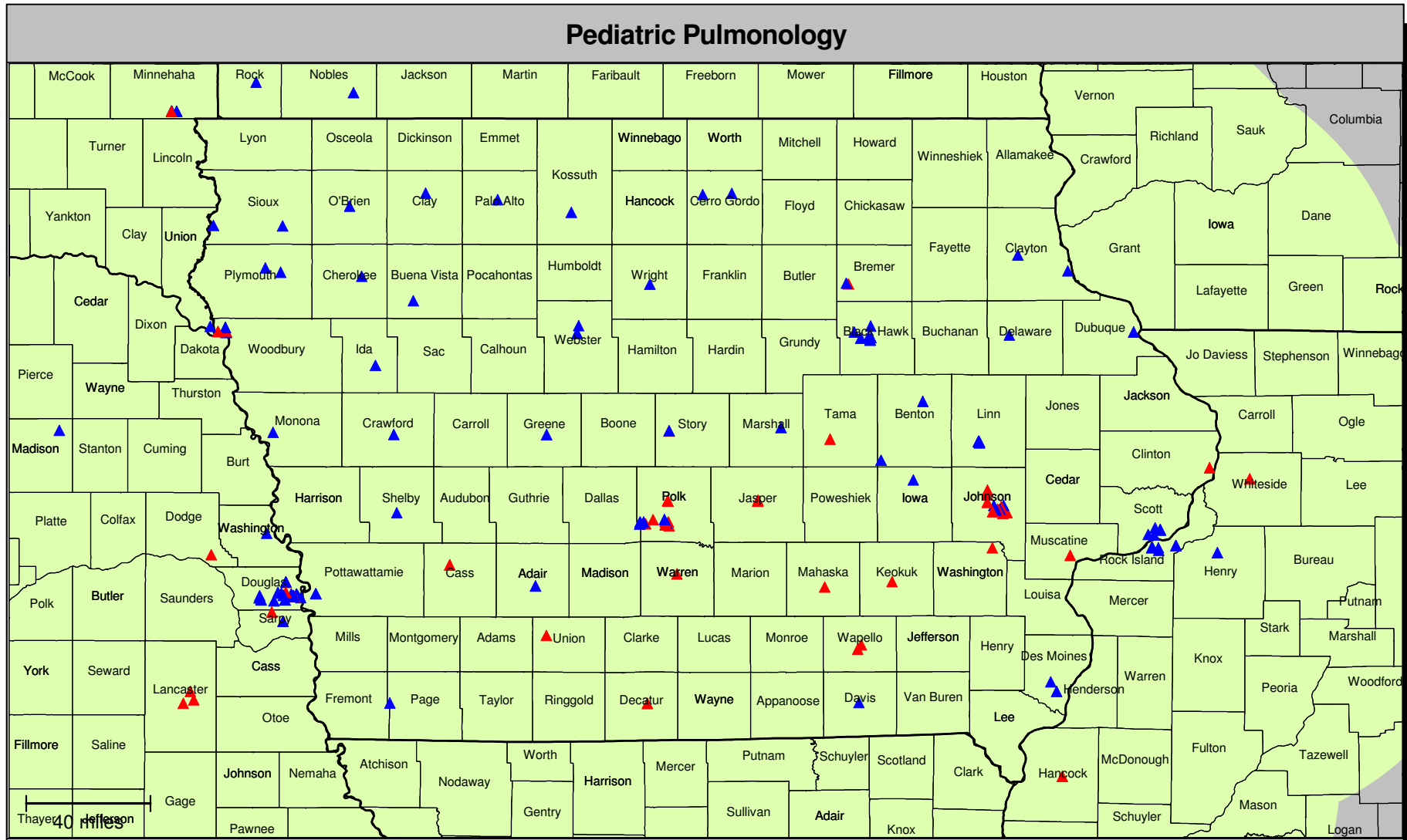
Accessibility summary

Accessibility analysis specifications	
Provider group:	Pediatric Orthopedics 506 providers at 262 locations
Member group:	IA Children Members 70,141 members
Access standard:	1 provider within 90 miles
All members:	70,141 (100.0%) 100.0% with access 0.0% without access

Average distance to a choice of providers for all members					
Number of providers	1	2	3	4	5
Miles	6.0	6.6	7.4	9.2	11.0

Key geographic areas				
Region	Total number of members	All members		
		Percent w	Percent wo	Average distance to 1 provider
East	26,123	100.0	0.0	6.3
Central	25,209	100.0	0.0	5.5
West	18,809	100.0	0.0	6.1

Provider locations



Accessibility summary

Accessibility analysis specifications	
Provider group:	Pediatric Pulmonology 277 providers at 180 locations
Member group:	IA Children Members 70,141 members
Access standard:	1 provider within 60 miles
All members:	70,141 (100.0%) 100.0% with access 0.0% without access

Average distance to a choice of providers for all members					
Number of providers	1	2	3	4	5
Miles	8.5	10.2	13.0	14.2	15.4

Key geographic areas				
Region	Total number of members	All members		
		Percent w	Percent wo	Average distance to 1 provider
East	26,123	100.0	0.0	8.2
Central	25,209	100.0	0.0	8.0
West	18,809	100.0	0.0	9.8

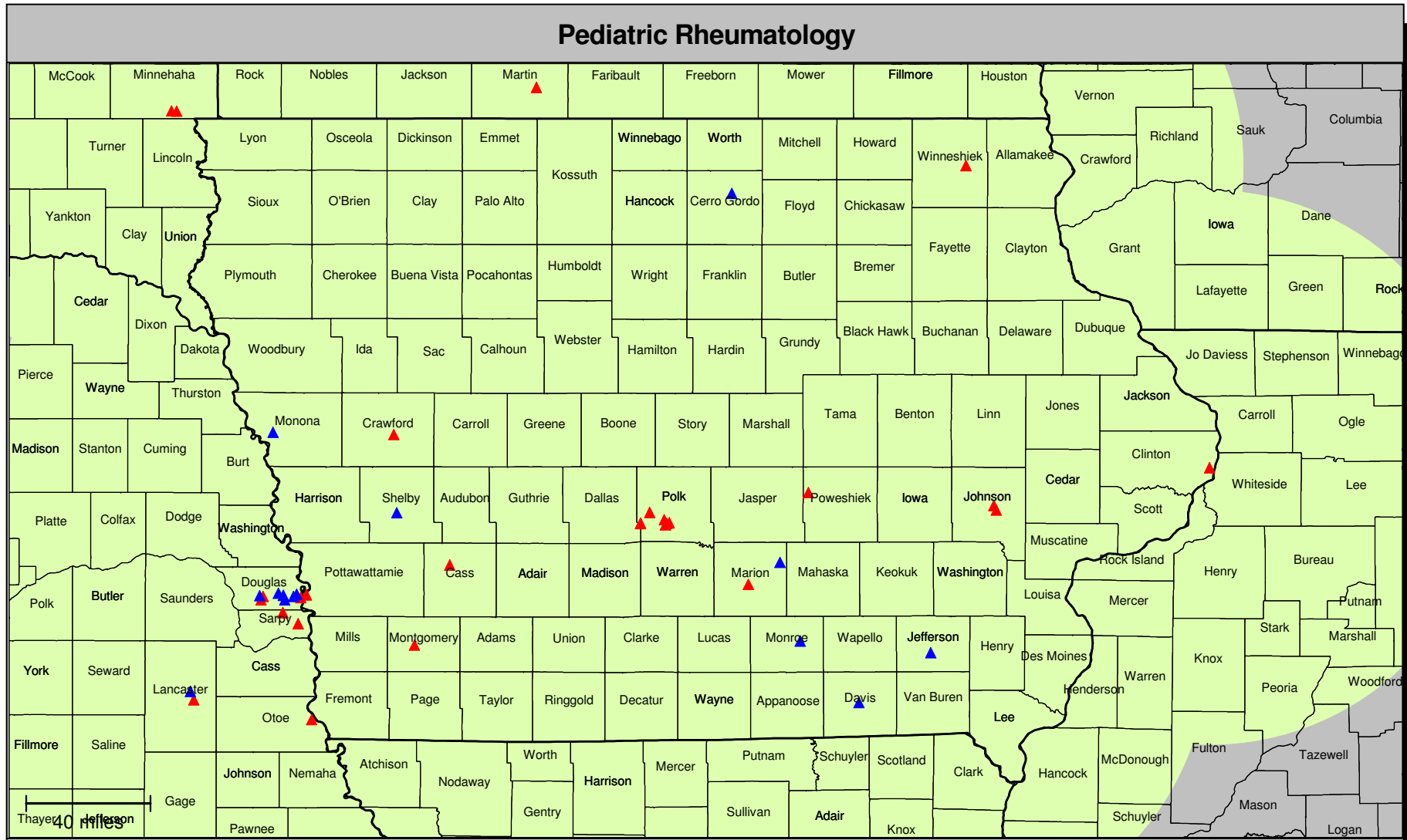
Accessibility summary

Accessibility analysis specifications	
Provider group:	Pediatric Pulmonology 277 providers at 180 locations
Member group:	IA Children Members 70,141 members
Access standard:	1 provider within 90 miles
All members:	70,141 (100.0%) 100.0% with access 0.0% without access

Average distance to a choice of providers for all members					
Number of providers	1	2	3	4	5
Miles	8.5	10.2	13.0	14.2	15.4

Key geographic areas				
Region	Total number of members	All members		
		Percent w	Percent wo	Average distance to 1 provider
East	26,123	100.0	0.0	8.2
Central	25,209	100.0	0.0	8.0
West	18,809	100.0	0.0	9.8

Provider locations



Accessibility summary

Accessibility analysis specifications	
Provider group:	Pediatric Rheumatology 37 providers at 43 locations
Member group:	IA Children Members 70,141 members
Access standard:	1 provider within 60 miles
All members:	70,141 (100.0%) 91.8% with access 8.2% without access

Average distance to a choice of providers for all members					
Number of providers	1	2	3	4	5
Miles	27.8	35.1	44.9	53.5	57.1

Key geographic areas				
Region	Total number of members	All members		
		Percent w	Percent wo	Average distance to 1 provider
East	26,123	85.8	14.2	36.2
Central	25,209	100.0	0.0	13.7
West	18,809	89.3	10.7	34.9

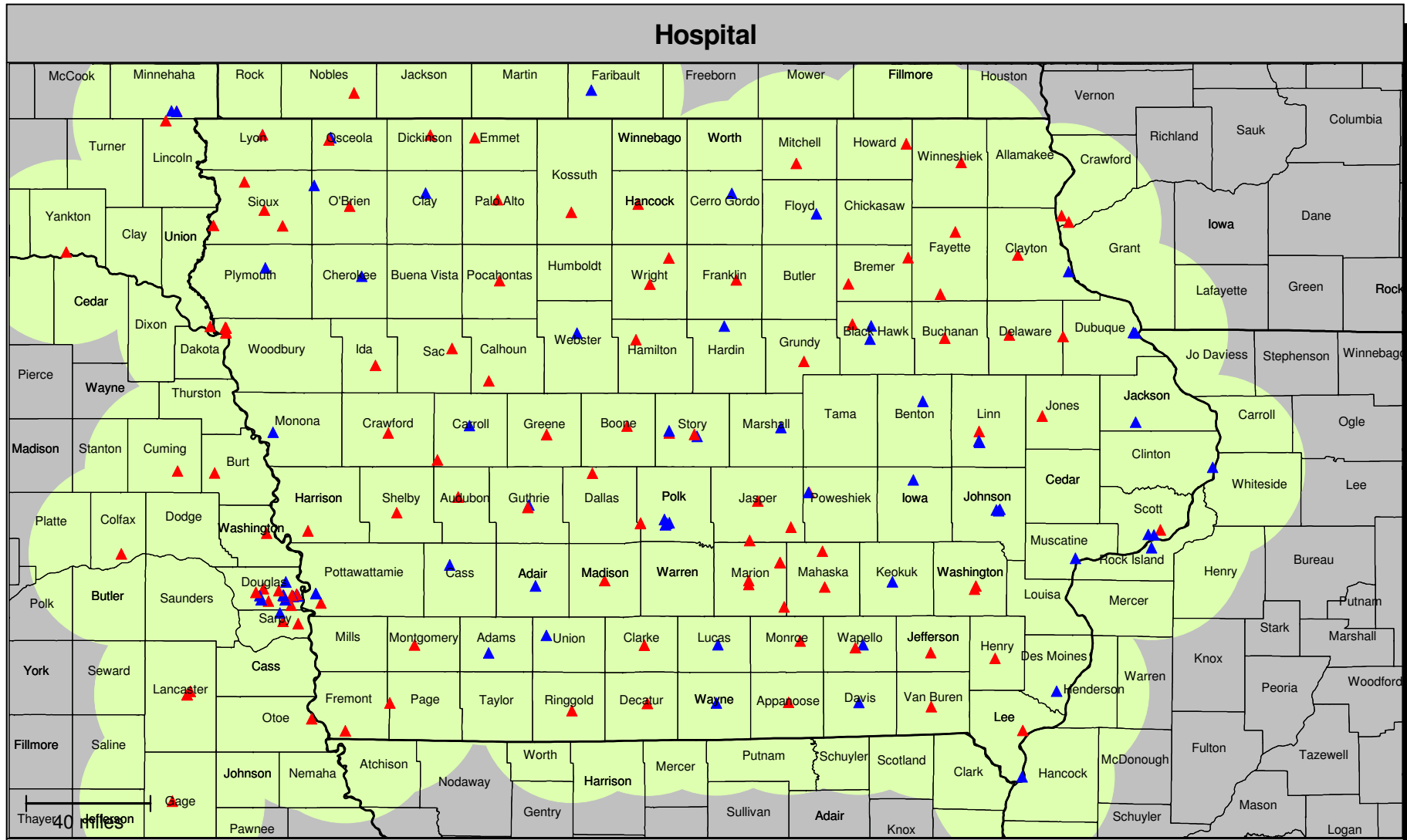
Accessibility summary

Accessibility analysis specifications	
Provider group:	Pediatric Rheumatology 37 providers at 43 locations
Member group:	IA Children Members 70,141 members
Access standard:	1 provider within 90 miles
All members:	70,141 (100.0%) 100.0% with access 0.0% without access

Average distance to a choice of providers for all members					
Number of providers	1	2	3	4	5
Miles	27.8	35.1	44.9	53.5	57.1

Key geographic areas				
Region	Total number of members	All members		
		Percent w	Percent wo	Average distance to 1 provider
East	26,123	100.0	0.0	36.2
Central	25,209	100.0	0.0	13.7
West	18,809	100.0	0.0	34.9

Provider locations



- ▲ Single provider locations
- ▲ Multiple provider locations

■ 30 mile radius

Accessibility summary

Accessibility analysis specifications	
Provider group:	Hospital 261 providers at 191 locations
Member group:	IA Mems 156,347 members
Access standard:	1 provider within 30 miles
All members:	156,347 (100.0%) 99.9% with access 0.1% without access

Average distance to a choice of providers for all members					
Number of providers	1	2	3	4	5
Miles	5.3	8.2	11.2	13.6	15.7

Key geographic areas				
Region	Total number of members	All members		
		Percent w	Percent wo	Average distance to 1 provider
East	60,105	100.0	0.0	4.7
Central	56,398	100.0	0.0	5.2
West	39,844	99.7	0.3	6.5

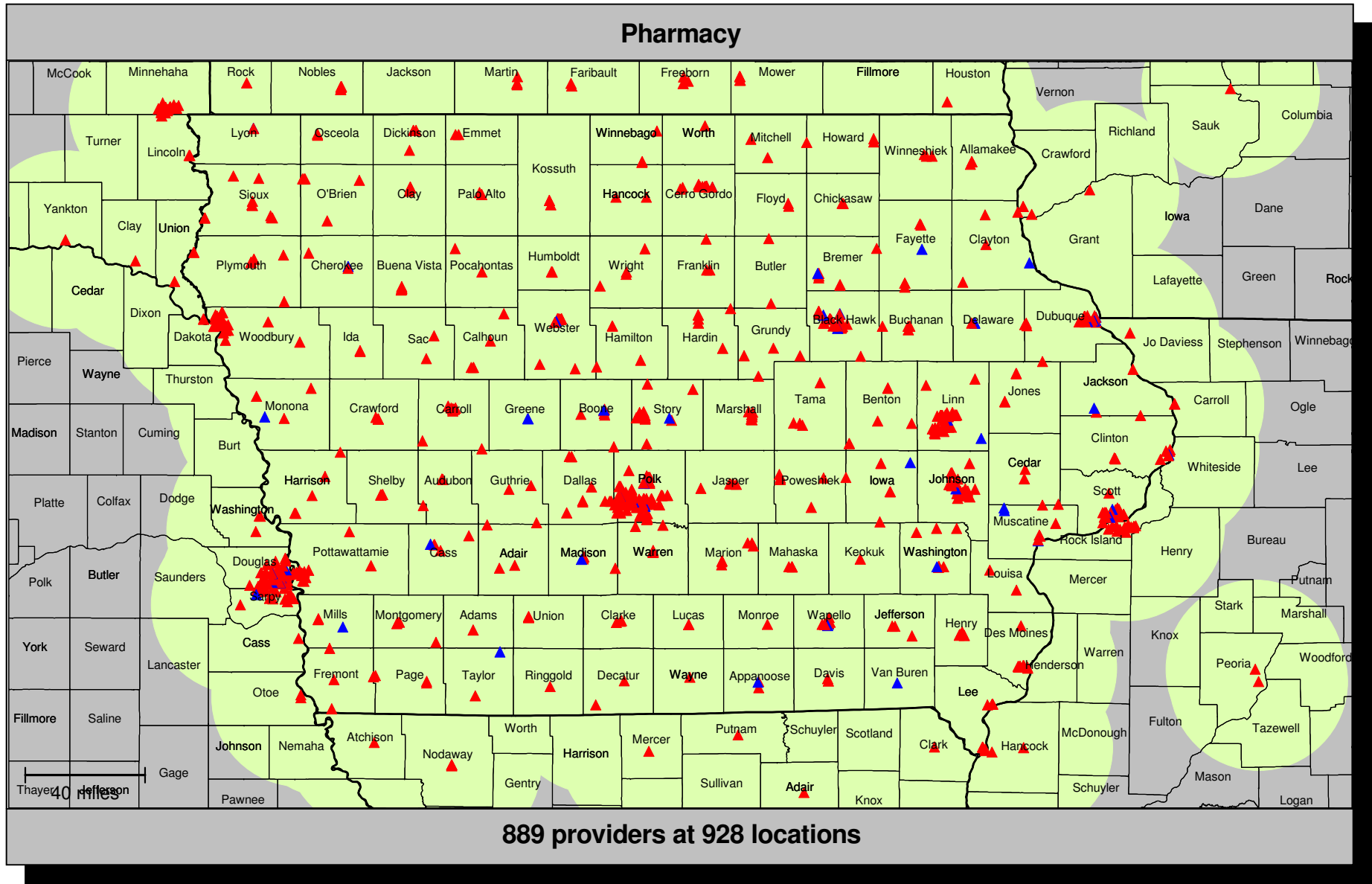
Accessibility summary

Accessibility analysis specifications	
Provider group:	Hospital 261 providers at 191 locations
Member group:	IA Mems 156,347 members
Access standard:	1 provider within 30 miles
All members:	156,347 (100.0%) 99.9% with access 0.1% without access

Average distance to a choice of providers for all members					
Number of providers	1	2	3	4	5
Miles	5.3	8.2	11.2	13.6	15.7

Key geographic areas				
Region	Total number of members	All members		
		Percent w	Percent wo	Average distance to 1 provider
East	60,105	100.0	0.0	4.7
Central	56,398	100.0	0.0	5.2
West	39,844	99.7	0.3	6.5

Provider locations



Accessibility summary

Accessibility analysis specifications	
Provider group:	Pharmacy 889 providers at 928 locations
Member group:	IA Mems 156,347 members
Access standard:	2 providers within 30 miles
All members:	156,347 (100.0%) 100.0% with access 0.0% without access

Average distance to a choice of providers for all members					
Number of providers	1	2	3	4	5
Miles	2.4	3.6	5.0	6.5	7.7

Key geographic areas				
Region	Total number of members	All members		
		Percent w	Percent wo	Average distance to 2 providers
East	60,105	100.0	0.0	3.0
Central	56,398	100.0	0.0	3.4
West	39,844	100.0	0.0	5.0

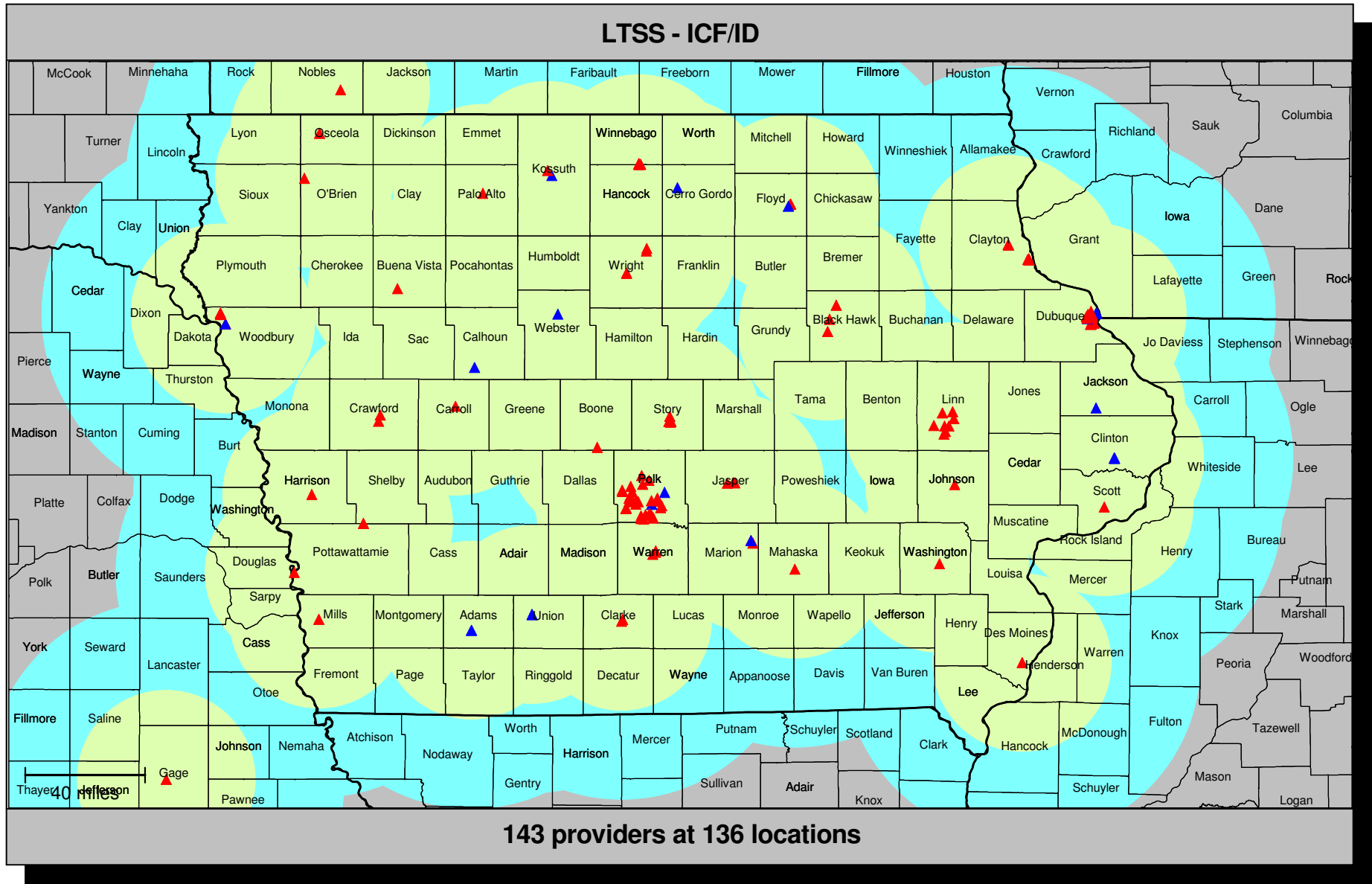
Accessibility summary

Accessibility analysis specifications	
Provider group:	Pharmacy 889 providers at 928 locations
Member group:	IA Mems 156,347 members
Access standard:	2 providers within 30 miles
All members:	156,347 (100.0%) 100.0% with access 0.0% without access

Average distance to a choice of providers for all members					
Number of providers	1	2	3	4	5
Miles	2.4	3.6	5.0	6.5	7.7

Key geographic areas				
Region	Total number of members	All members		
		Percent w	Percent wo	Average distance to 2 providers
East	60,105	100.0	0.0	3.0
Central	56,398	100.0	0.0	3.4
West	39,844	100.0	0.0	5.0

Provider locations



- ▲ Single provider locations
- ▲ Multiple provider locations

- 30 mile radius
- 60 mile radius

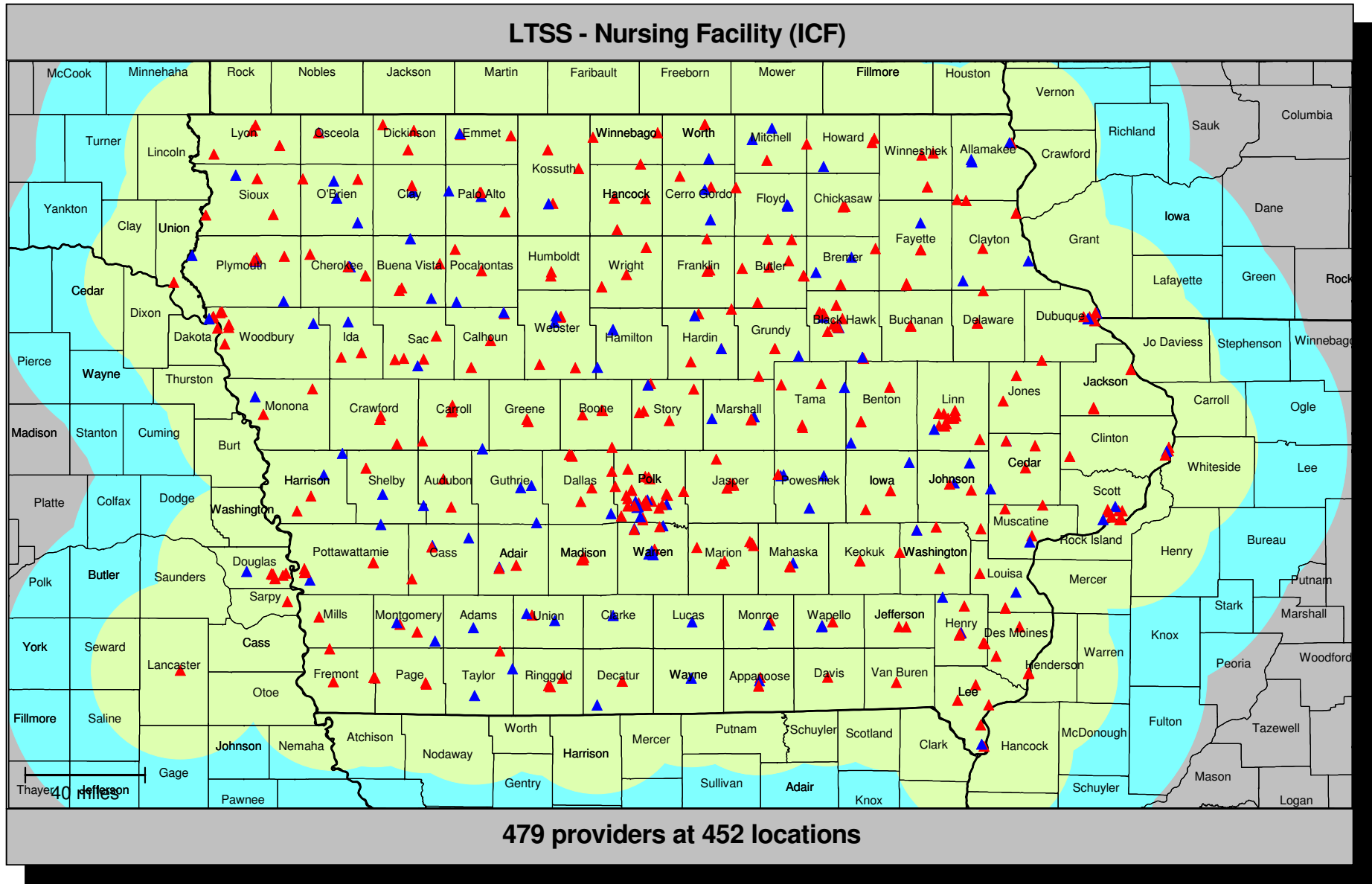
Accessibility summary

Accessibility analysis specifications	
Provider group:	LTSS - ICF/ID 143 providers at 136 locations
Member group:	ICF/ID Residents 327 members
Access standard:	Urban:1 Provider within 30.0 miles Suburban:1 Provider within 60.0 miles Rural:1 Provider within 60.0 miles
All members:	Urban: 31 (100.0%) with access (100.0%), without access (0.0%) Suburban: 93 (100.0%) with access (100.0%), without access (0.0%) Rural: 203 (100.0%) with access (100.0%), without access (0.0%)

Average distance to a choice of providers for all members					
Number of providers	1	2	3	4	5
Urban	2.1	2.5	3.1	3.4	4.1
Suburban	0.7	6.4	7.1	8.1	8.5
Rural	2.2	4.9	9.5	17.6	19.4

Key geographic areas				
Region	Total number of members	All members		
		Percent w	Percent wo	Average distance to 1 provider
Central	124	100.0	0.0	1.8
East	124	100.0	0.0	1.2
West	79	100.0	0.0	2.8

Provider locations



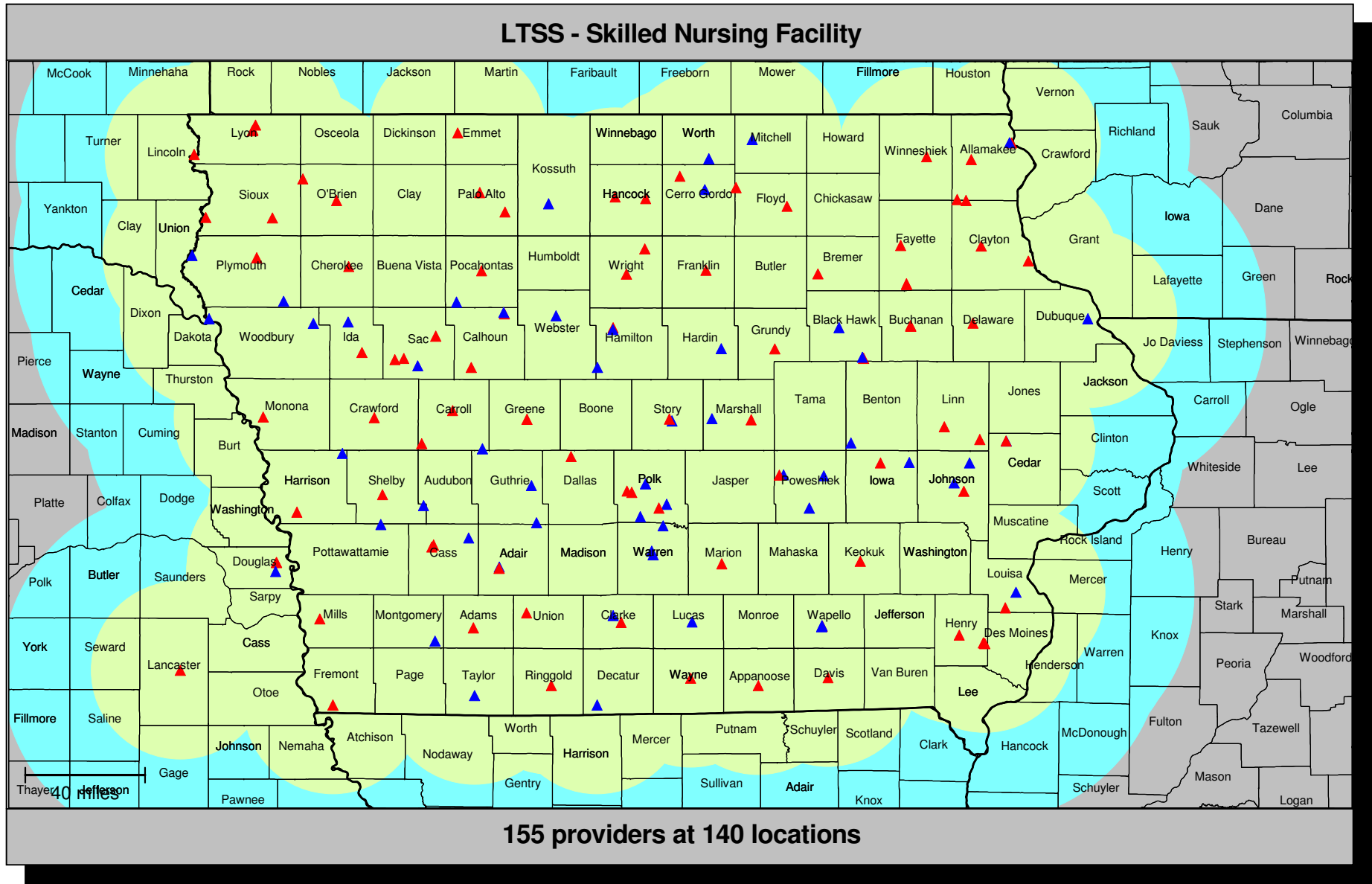
Accessibility summary

Accessibility analysis specifications	
Provider group:	LTSS - Nursing Facility (ICF) 479 providers at 452 locations
Member group:	Nursing Facility / ICF Residents 2,625 members
Access standard:	Urban:1 Provider within 30.0 miles Suburban:1 Provider within 60.0 miles Rural:1 Provider within 60.0 miles
All members:	Urban: 167 (100.0%) with access (100.0%), without access (0.0%) Suburban: 440 (100.0%) with access (100.0%), without access (0.0%) Rural: 2,018 (100.0%) with access (100.0%), without access (0.0%)

Average distance to a choice of providers for all members					
Number of providers	1	2	3	4	5
Urban	0.6	1.1	1.9	2.2	3.1
Suburban	1.3	2.1	2.7	3.3	4.1
Rural	2.6	4.9	7.9	10.7	12.7

Key geographic areas				
Region	Total number of members	All members		
		Percent w	Percent wo	Average distance to 1 provider
Central	1,018	100.0	0.0	1.9
East	996	100.0	0.0	2.4
West	611	100.0	0.0	2.5

Provider locations



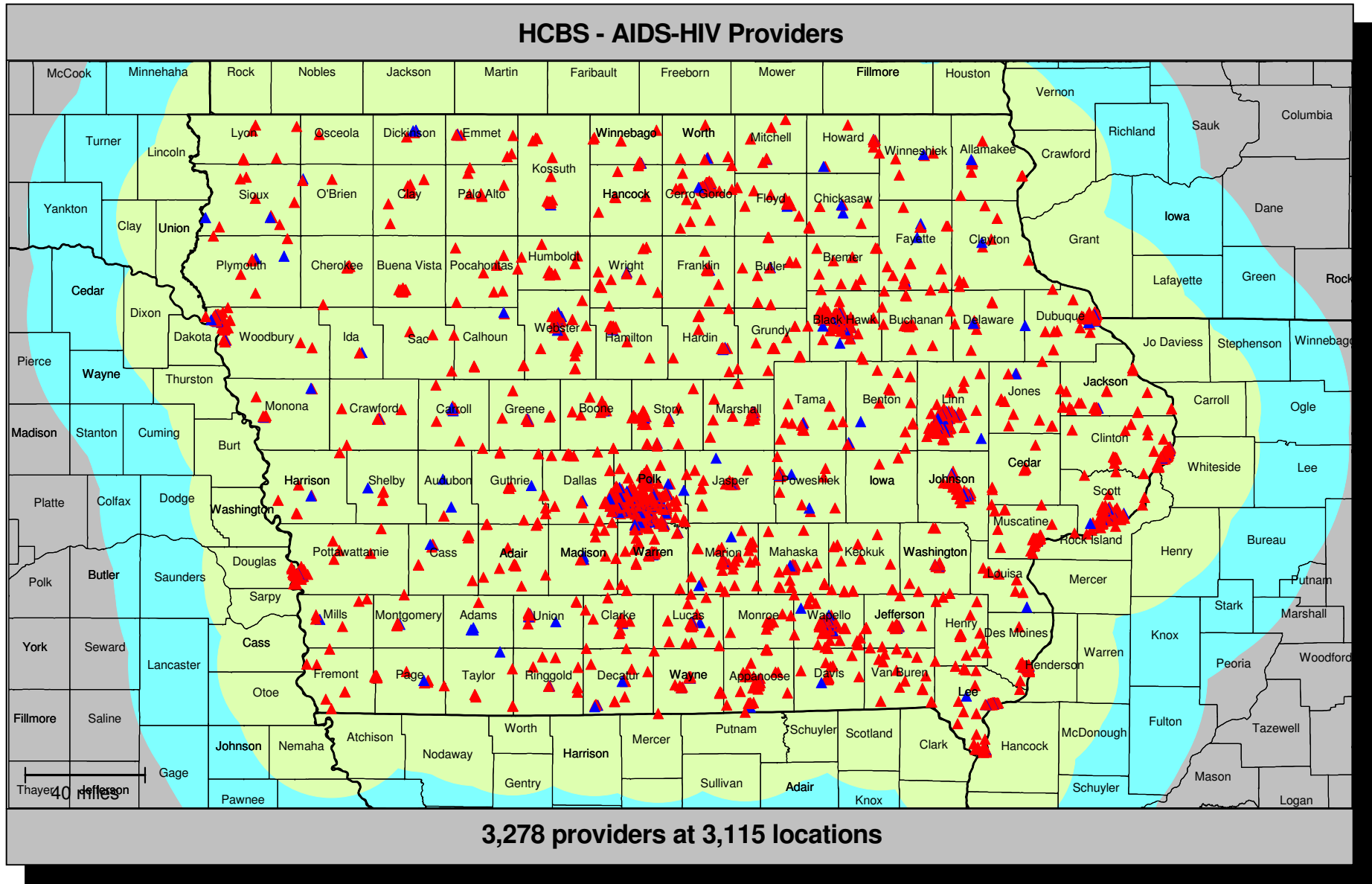
Accessibility summary

Accessibility analysis specifications	
Provider group:	LTSS - Skilled Nursing Facility 155 providers at 140 locations
Member group:	Skilled Nursing Facility Residents 33 members
Access standard:	Urban:1 Provider within 30.0 miles Suburban:1 Provider within 60.0 miles Rural:1 Provider within 60.0 miles
All members:	Urban: 2 (100.0%) with access (50.0%), without access (50.0%) Suburban: 3 (100.0%) with access (100.0%), without access (0.0%) Rural: 28 (100.0%) with access (100.0%), without access (0.0%)

Average distance to a choice of providers for all members					
Number of providers	1	2	3	4	5
Urban	26.8	26.9	29.5	30.8	31.7
Suburban	17.0	17.0	28.2	32.4	38.6
Rural	6.3	14.0	18.4	19.9	23.7

Key geographic areas				
Region	Total number of members	All members		
		Percent w	Percent wo	Average distance to 1 provider
Central	17	100.0	0.0	3.5
East	9	88.9	11.1	21.6
West	7	100.0	0.0	3.9

Provider locations



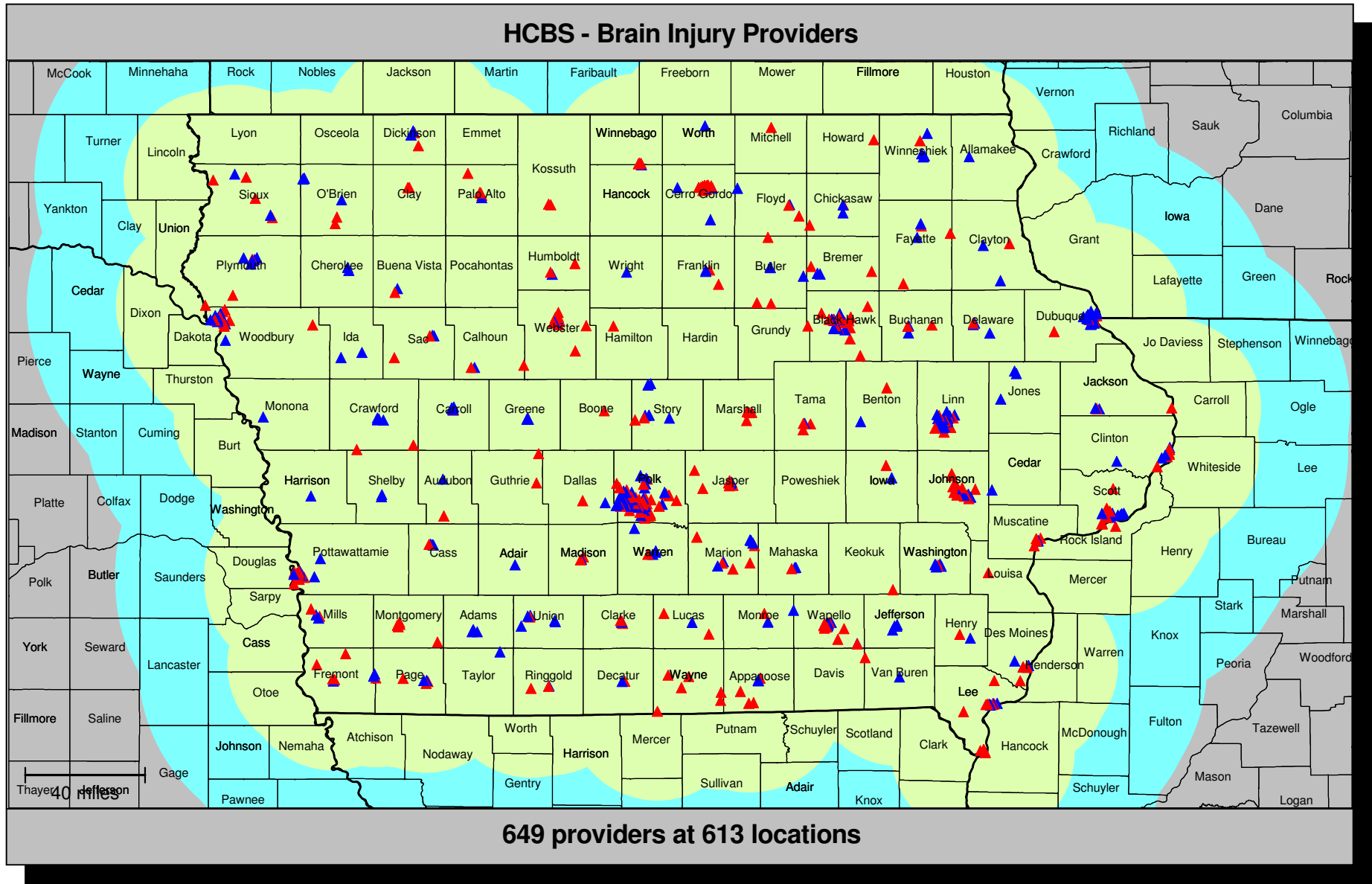
Accessibility summary

Accessibility analysis specifications	
Provider group:	HCBS - AIDS-HIV Providers 3,278 providers at 3,115 locations
Member group:	LTSS AIDS-HIV Mems 4 members
Access standard:	Urban:1 Provider within 30.0 miles Suburban:1 Provider within 60.0 miles Rural:1 Provider within 60.0 miles
All members:	Urban: 0 (0.0%) Suburban: 3 (100.0%) with access (100.0%), without access (0.0%) Rural: 1 (100.0%) with access (100.0%), without access (0.0%)

Average distance to a choice of providers for all members					
Number of providers	1	2	3	4	5
Urban	---	---	---	---	---
Suburban	0.2	0.5	0.5	1.0	1.6
Rural	4.9	11.7	13.6	14.3	15.2

Key geographic areas				
Region	Total number of members	All members		
		Percent w	Percent wo	Average distance to 1 provider
West	2	100.0	0.0	2.4
Central	1	100.0	0.0	0.1
East	1	100.0	0.0	0.3

Provider locations



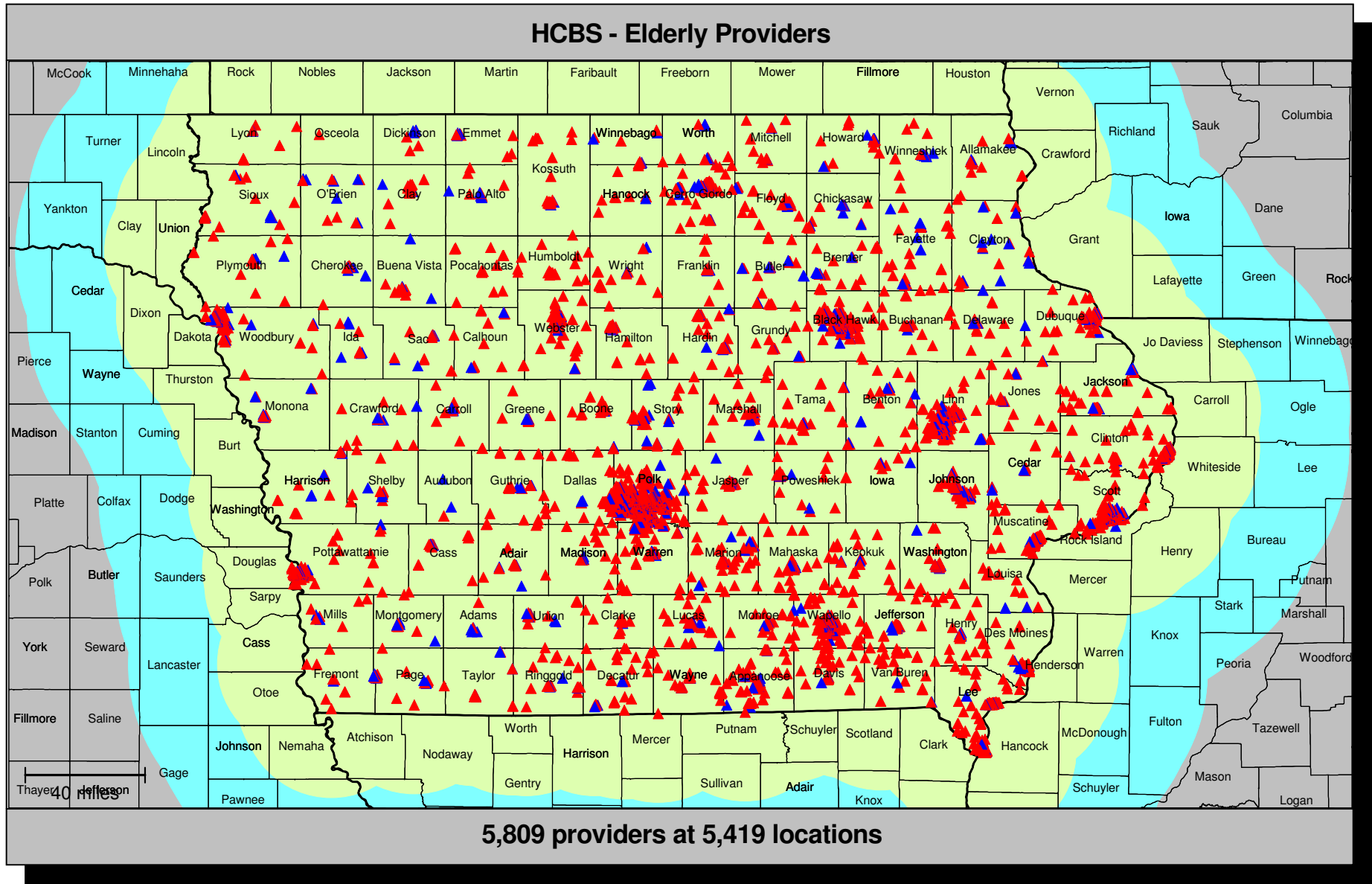
Accessibility summary

Accessibility analysis specifications	
Provider group:	HCBS - Brain Injury Providers 649 providers at 613 locations
Member group:	LTSS Brain Injury Mems 199 members
Access standard:	Urban:1 Provider within 30.0 miles Suburban:1 Provider within 60.0 miles Rural:1 Provider within 60.0 miles
All members:	Urban: 14 (100.0%) with access (100.0%), without access (0.0%) Suburban: 54 (100.0%) with access (100.0%), without access (0.0%) Rural: 131 (100.0%) with access (100.0%), without access (0.0%)

Average distance to a choice of providers for all members					
Number of providers	1	2	3	4	5
Urban	0.8	0.9	1.1	1.3	1.5
Suburban	0.9	1.3	1.6	1.8	2.1
Rural	3.9	5.3	6.0	6.5	7.3

Key geographic areas				
Region	Total number of members	All members		
		Percent w	Percent wo	Average distance to 1 provider
East	86	100.0	0.0	2.4
Central	75	100.0	0.0	3.6
West	38	100.0	0.0	2.5

Provider locations



- ▲ Single provider locations
- ▲ Multiple provider locations

- 30 mile radius
- 60 mile radius

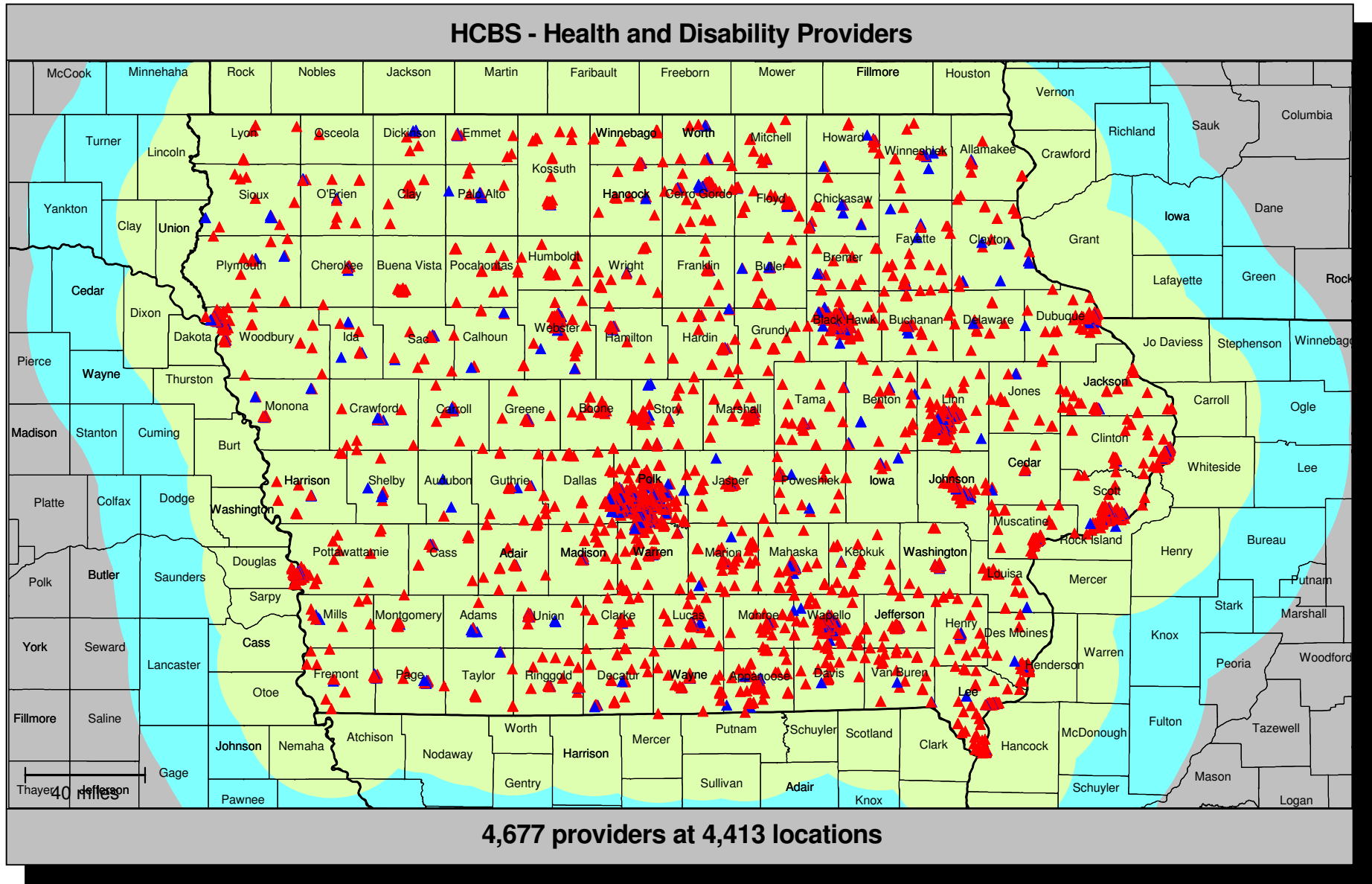
Accessibility summary

Accessibility analysis specifications	
Provider group:	HCBS - Elderly Providers 5,809 providers at 5,419 locations
Member group:	LTSS Elderly Mems 1,637 members
Access standard:	Urban:1 Provider within 30.0 miles Suburban:1 Provider within 60.0 miles Rural:1 Provider within 60.0 miles
All members:	Urban: 169 (100.0%) with access (100.0%), without access (0.0%) Suburban: 397 (100.0%) with access (100.0%), without access (0.0%) Rural: 1,071 (100.0%) with access (100.0%), without access (0.0%)

Average distance to a choice of providers for all members					
Number of providers	1	2	3	4	5
Urban	0.1	0.1	0.2	0.2	0.3
Suburban	0.2	0.3	0.4	0.5	0.6
Rural	0.9	1.5	1.9	2.2	2.6

Key geographic areas				
Region	Total number of members	All members		
		Percent w	Percent wo	Average distance to 1 provider
East	710	100.0	0.0	0.6
Central	605	100.0	0.0	0.6
West	322	100.0	0.0	0.8

Provider locations



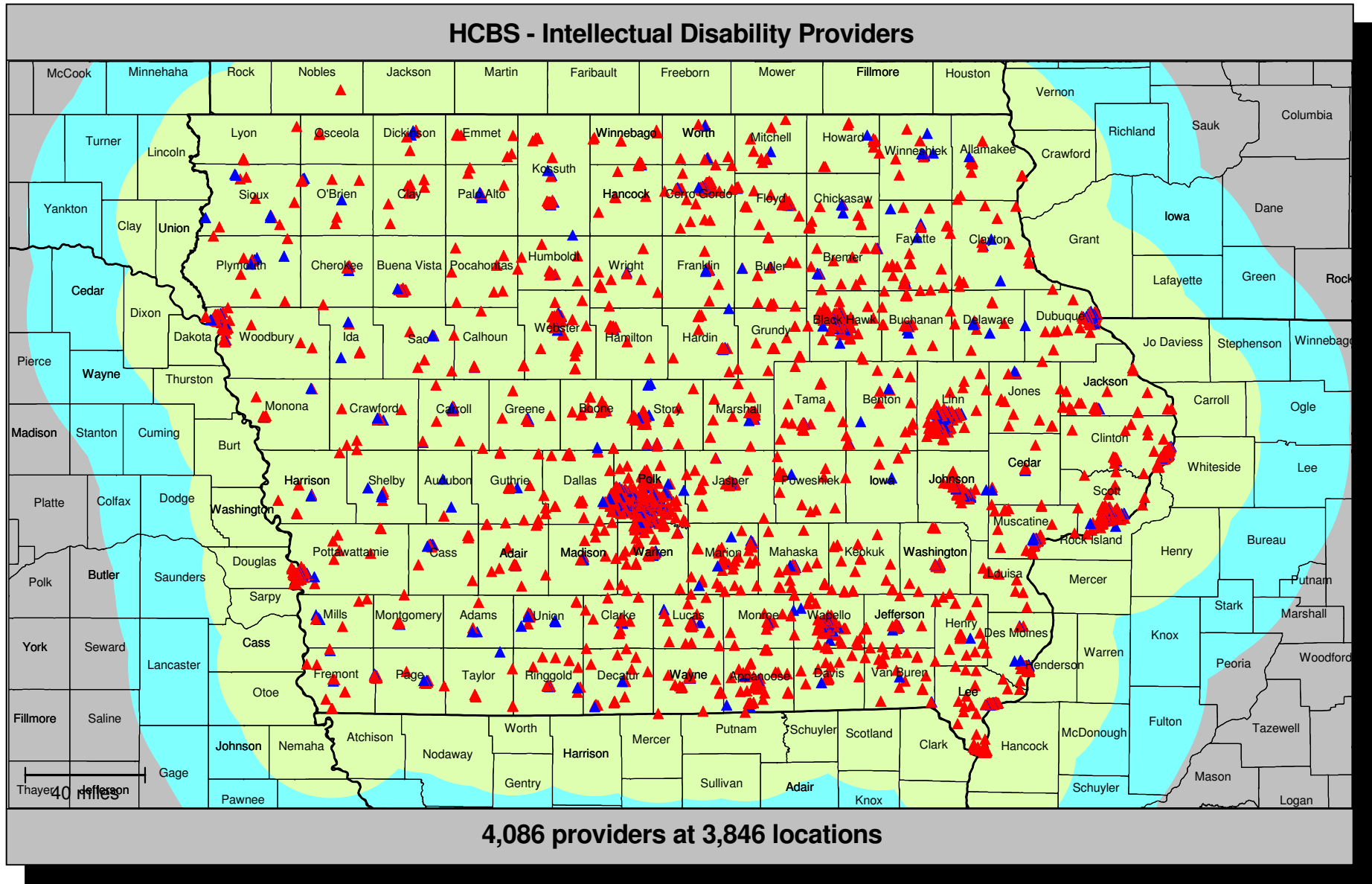
Accessibility summary

Accessibility analysis specifications	
Provider group:	HCBS - Health and Disability Providers 4,677 providers at 4,413 locations
Member group:	LTSS Health Disability Mems 351 members
Access standard:	Urban:1 Provider within 30.0 miles Suburban:1 Provider within 60.0 miles Rural:1 Provider within 60.0 miles
All members:	Urban: 25 (100.0%) with access (100.0%), without access (0.0%) Suburban: 81 (100.0%) with access (100.0%), without access (0.0%) Rural: 245 (100.0%) with access (100.0%), without access (0.0%)

Average distance to a choice of providers for all members					
Number of providers	1	2	3	4	5
Urban	0.1	0.2	0.3	0.4	0.4
Suburban	0.3	0.4	0.5	0.6	0.8
Rural	1.5	2.5	3.2	3.8	4.2

Key geographic areas				
Region	Total number of members	All members		
		Percent w	Percent wo	Average distance to 1 provider
East	162	100.0	0.0	1.2
Central	127	100.0	0.0	0.7
West	62	100.0	0.0	1.9

Provider locations



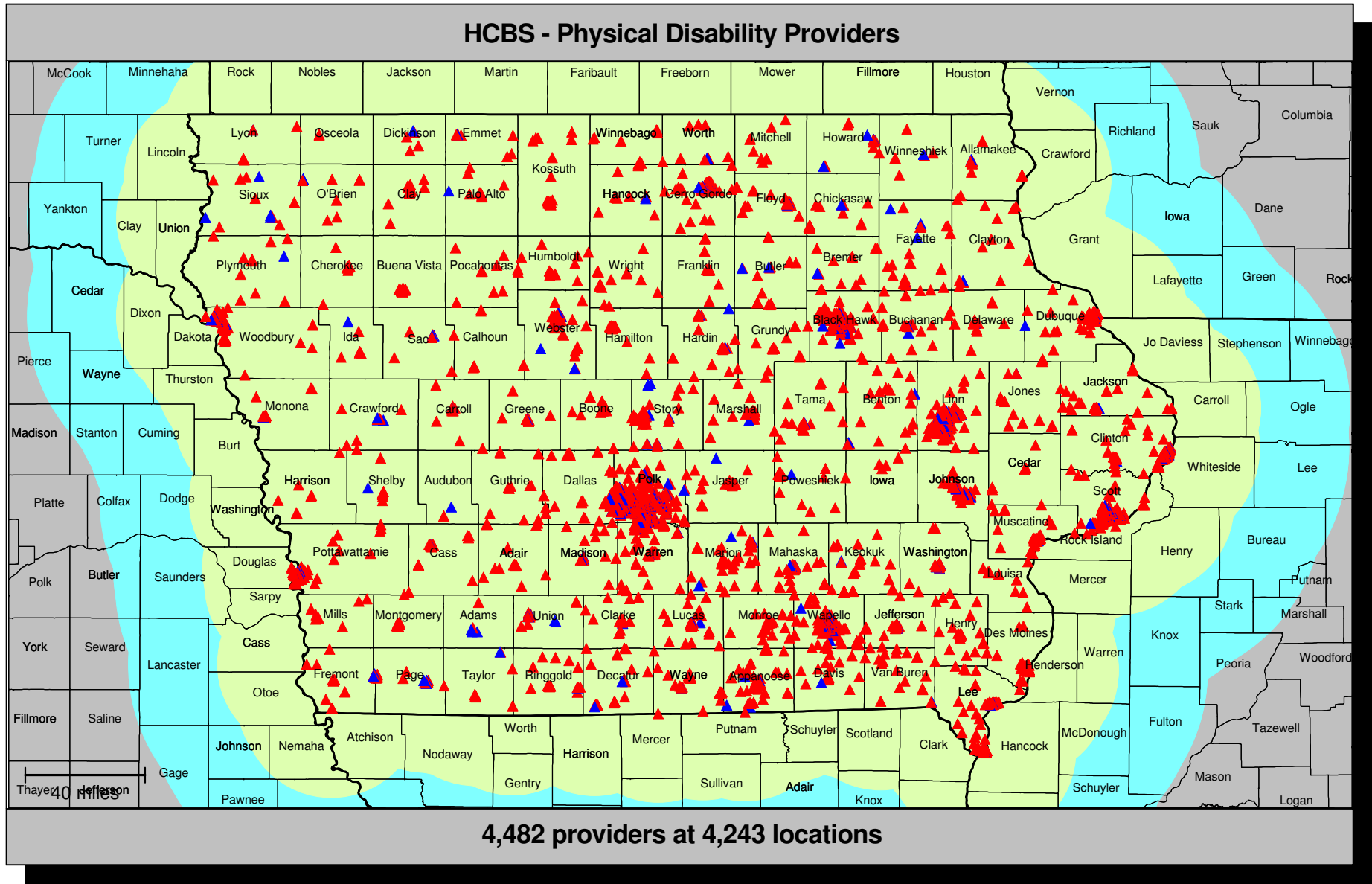
Accessibility summary

Accessibility analysis specifications	
Provider group:	HCBS - Intellectual Disability Providers 4,086 providers at 3,846 locations
Member group:	Intellectual Disability 2,082 members
Access standard:	Urban:1 Provider within 30.0 miles Suburban:1 Provider within 60.0 miles Rural:1 Provider within 60.0 miles
All members:	Urban: 145 (100.0%) with access (100.0%), without access (0.0%) Suburban: 447 (100.0%) with access (100.0%), without access (0.0%) Rural: 1,490 (100.0%) with access (100.0%), without access (0.0%)

Average distance to a choice of providers for all members					
Number of providers	1	2	3	4	5
Urban	0.1	0.2	0.3	0.3	0.4
Suburban	0.4	0.5	0.7	0.7	0.8
Rural	1.4	2.0	2.5	2.9	3.3

Key geographic areas				
Region	Total number of members	All members		
		Percent w	Percent wo	Average distance to 1 provider
Central	784	100.0	0.0	0.9
East	743	100.0	0.0	1.0
West	555	100.0	0.0	1.5

Provider locations



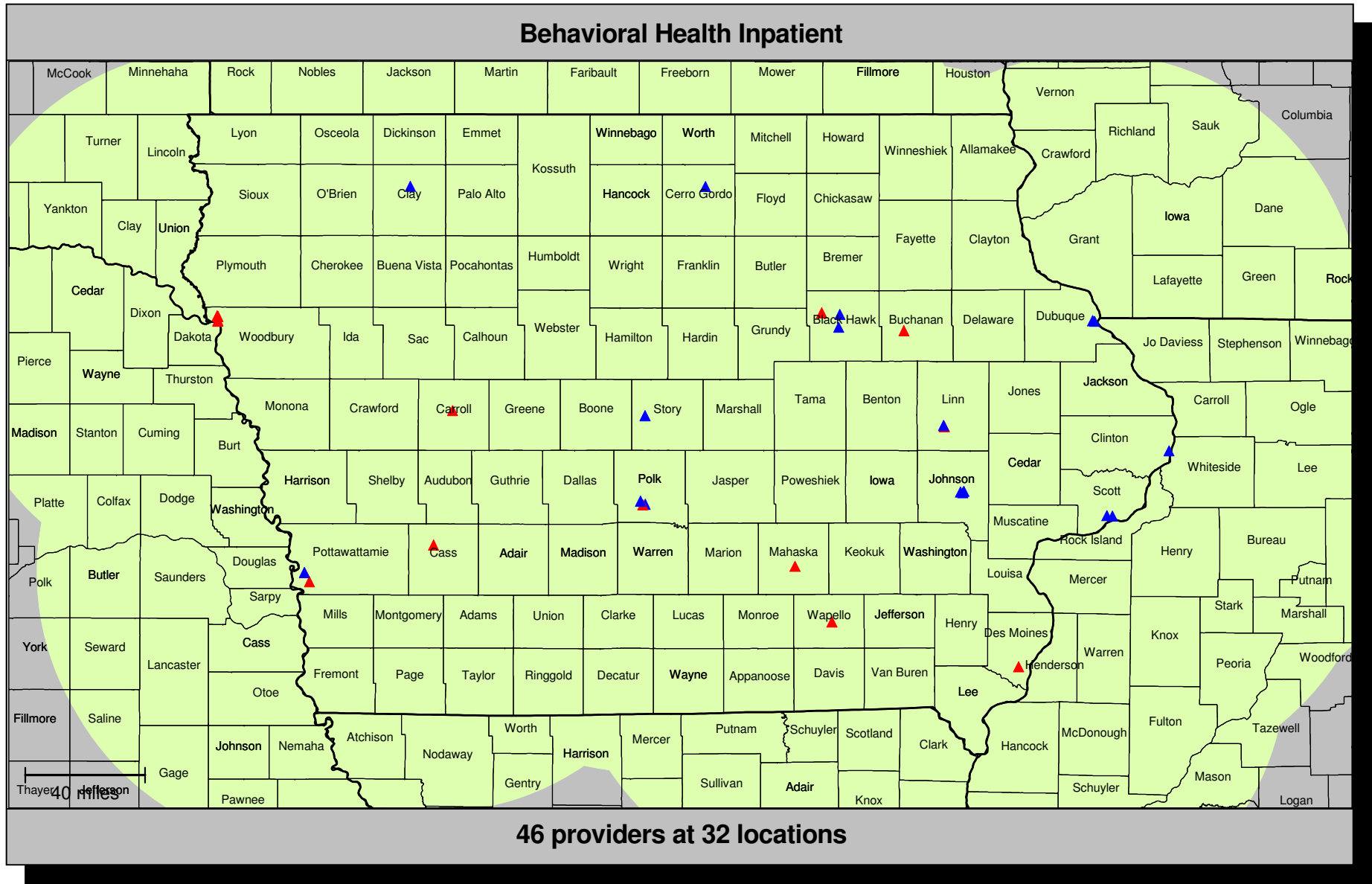
Accessibility summary

Accessibility analysis specifications	
Provider group:	HCBS - Physical Disability Providers 4,482 providers at 4,243 locations
Member group:	LTSS Physical Disability Mems 168 members
Access standard:	Urban:1 Provider within 30.0 miles Suburban:1 Provider within 60.0 miles Rural:1 Provider within 60.0 miles
All members:	Urban: 31 (100.0%) with access (100.0%), without access (0.0%) Suburban: 48 (100.0%) with access (100.0%), without access (0.0%) Rural: 89 (100.0%) with access (100.0%), without access (0.0%)

Average distance to a choice of providers for all members					
Number of providers	1	2	3	4	5
Urban	0.1	0.2	0.3	0.3	0.4
Suburban	0.2	0.3	0.4	0.5	0.6
Rural	0.8	1.2	1.8	2.2	2.5

Key geographic areas				
Region	Total number of members	All members		
		Percent w	Percent wo	Average distance to 1 provider
Central	67	100.0	0.0	0.3
East	67	100.0	0.0	0.4
West	34	100.0	0.0	0.9

Provider locations



Accessibility summary

Accessibility analysis specifications	
Provider group:	Behavioral Health Inpatient 46 providers at 32 locations
Member group:	Behavioral Health Habilitation Members 9,821 members
Access standard:	1 provider within 60 miles
All members:	9,821 (100.0%) 98.3% with access 1.7% without access

Average distance to a choice of providers for all members					
Number of providers	1	2	3	4	5
Miles	15.7	20.7	26.5	29.4	35.4

Key geographic areas				
Region	Total number of members	All members		
		Percent w	Percent wo	Average distance to 1 provider
East	3,992	97.8	2.2	10.9
Central	3,323	99.7	0.3	14.3
West	2,506	97.1	2.9	25.1

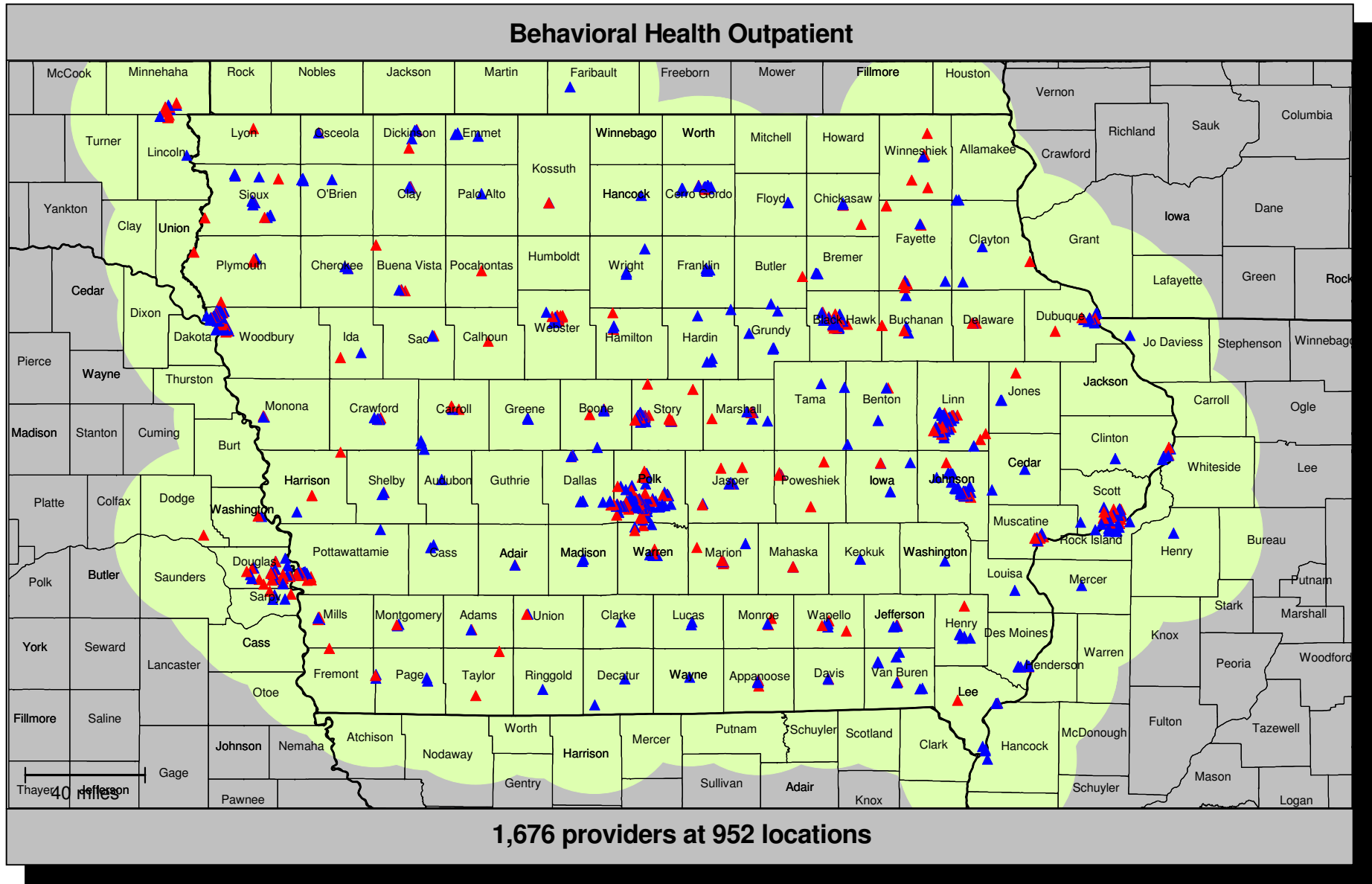
Accessibility summary

Accessibility analysis specifications	
Provider group:	Behavioral Health Inpatient 46 providers at 32 locations
Member group:	Behavioral Health Habilitation Members 9,821 members
Access standard:	1 provider within 90 miles
All members:	9,821 (100.0%) 100.0% with access 0.0% without access

Average distance to a choice of providers for all members					
Number of providers	1	2	3	4	5
Miles	15.7	20.7	26.5	29.4	35.4

Key geographic areas				
Region	Total number of members	All members		
		Percent w	Percent wo	Average distance to 1 provider
East	3,992	100.0	0.0	10.9
Central	3,323	100.0	0.0	14.3
West	2,506	100.0	0.0	25.1

Provider locations



Accessibility summary

Accessibility analysis specifications	
Provider group:	Behavioral Health Outpatient 1,676 providers at 952 locations
Member group:	Behavioral Health Habilitation Members 9,821 members
Access standard:	1 provider within 60 miles
All members:	9,821 (100.0%) 100.0% with access 0.0% without access

Average distance to a choice of providers for all members					
Number of providers	1	2	3	4	5
Miles	2.9	3.3	3.8	4.2	4.8

Key geographic areas				
Region	Total number of members	All members		
		Percent w	Percent wo	Average distance to 1 provider
East	3,992	100.0	0.0	2.6
Central	3,323	100.0	0.0	2.5
West	2,506	100.0	0.0	3.9

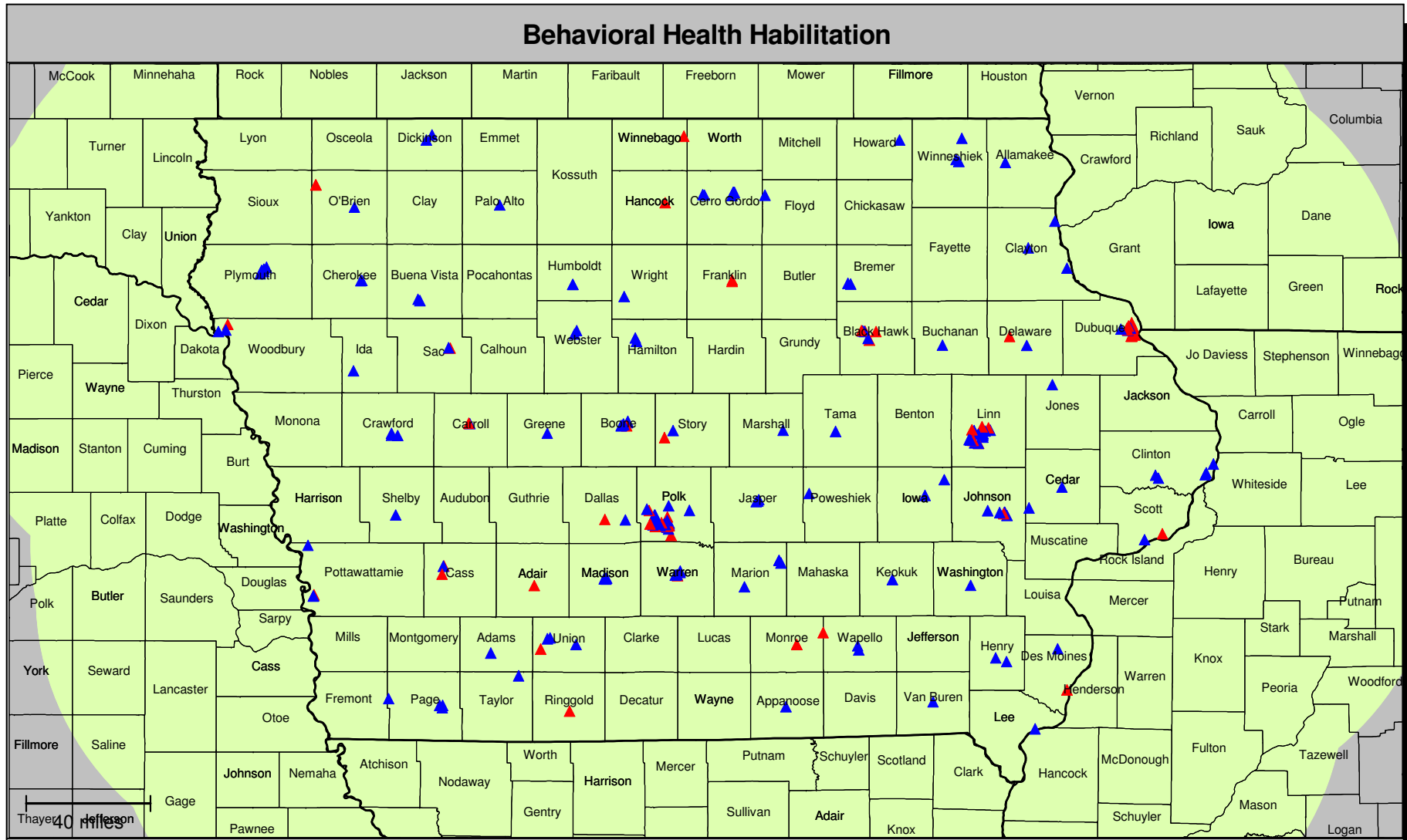
Accessibility summary

Accessibility analysis specifications	
Provider group:	Behavioral Health Outpatient 1,676 providers at 952 locations
Member group:	Behavioral Health Habilitation Members 9,821 members
Access standard:	1 provider within 90 miles
All members:	9,821 (100.0%) 100.0% with access 0.0% without access

Average distance to a choice of providers for all members					
Number of providers	1	2	3	4	5
Miles	2.9	3.3	3.8	4.2	4.8

Key geographic areas				
Region	Total number of members	All members		
		Percent w	Percent wo	Average distance to 1 provider
East	3,992	100.0	0.0	2.6
Central	3,323	100.0	0.0	2.5
West	2,506	100.0	0.0	3.9

Provider locations



- ▲ Single provider locations
- ▲ Multiple provider locations

90 mile radius

Accessibility summary

Accessibility analysis specifications	
Provider group:	Behavioral Health Habilitation 193 providers at 208 locations
Member group:	Behavioral Health Habilitation Members 9,821 members
Access standard:	1 provider within 60 miles
All members:	9,821 (100.0%) 100.0% with access 0.0% without access

Average distance to a choice of providers for all members					
Number of providers	1	2	3	4	5
Miles	6.1	6.8	8.4	10.1	11.7

Key geographic areas				
Region	Total number of members	All members		
		Percent w	Percent wo	Average distance to 1 provider
East	3,992	100.0	0.0	5.3
Central	3,323	100.0	0.0	5.7
West	2,506	100.0	0.0	8.1

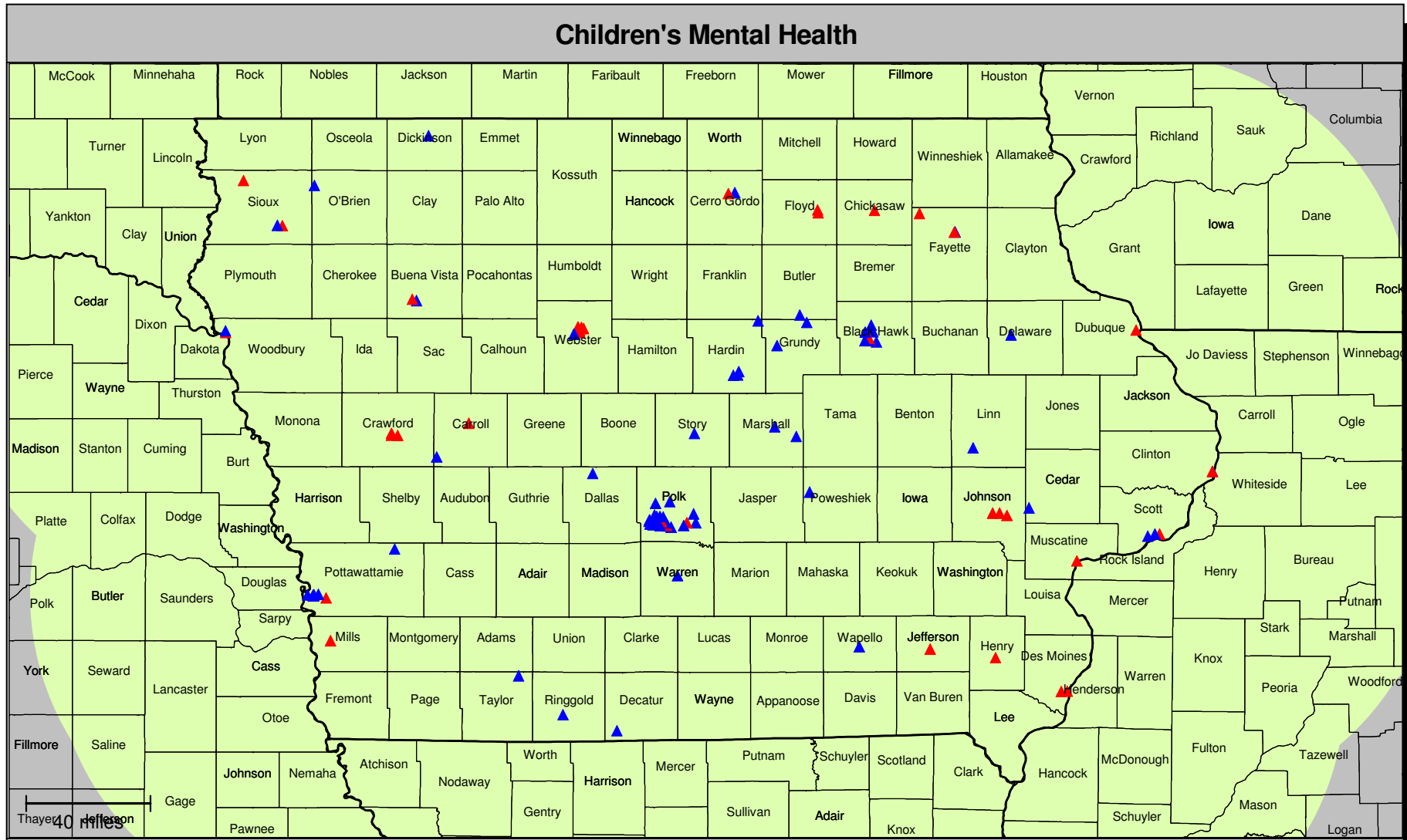
Accessibility summary

Accessibility analysis specifications	
Provider group:	Behavioral Health Habilitation 193 providers at 208 locations
Member group:	Behavioral Health Habilitation Members 9,821 members
Access standard:	1 provider within 90 miles
All members:	9,821 (100.0%) 100.0% with access 0.0% without access

Average distance to a choice of providers for all members					
Number of providers	1	2	3	4	5
Miles	6.1	6.8	8.4	10.1	11.7

Key geographic areas				
Region	Total number of members	All members		
		Percent w	Percent wo	Average distance to 1 provider
East	3,992	100.0	0.0	5.3
Central	3,323	100.0	0.0	5.7
West	2,506	100.0	0.0	8.1

Provider locations



- ▲ Single provider locations
- ▲ Multiple provider locations

□ 90 mile radius

Accessibility summary

Accessibility analysis specifications	
Provider group:	Children's Mental Health 96 providers at 109 locations
Member group:	CMH Mems 309 members
Access standard:	1 provider within 60 miles
All members:	309 (100.0%) 100.0% with access 0.0% without access

Average distance to a choice of providers for all members					
Number of providers	1	2	3	4	5
Miles	10.0	12.5	14.7	20.1	22.1

Key geographic areas				
Region	Total number of members	All members		
		Percent w	Percent wo	Average distance to 1 provider
Central	126	100.0	0.0	8.3
East	104	100.0	0.0	9.0
West	79	100.0	0.0	14.2

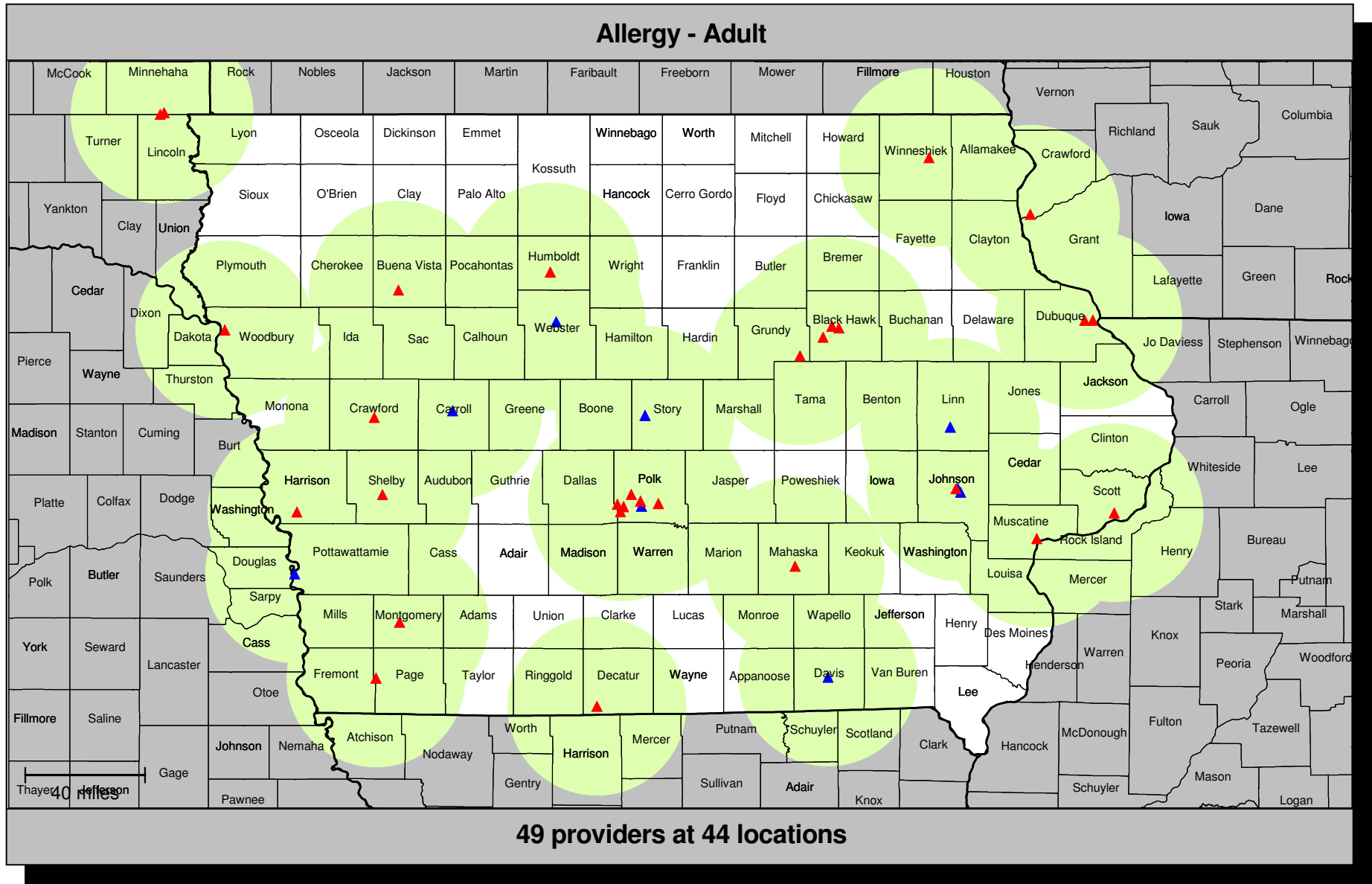
Accessibility summary

Accessibility analysis specifications	
Provider group:	Children's Mental Health 96 providers at 109 locations
Member group:	CMH Mems 309 members
Access standard:	1 provider within 90 miles
All members:	309 (100.0%) 100.0% with access 0.0% without access

Average distance to a choice of providers for all members					
Number of providers	1	2	3	4	5
Miles	10.0	12.5	14.7	20.1	22.1

Key geographic areas				
Region	Total number of members	All members		
		Percent w	Percent wo	Average distance to 1 provider
Central	126	100.0	0.0	8.3
East	104	100.0	0.0	9.0
West	79	100.0	0.0	14.2

Provider locations



- ▲ Single provider locations
- ▲ Multiple provider locations

■ 30 mile radius

Accessibility summary

Accessibility analysis specifications	
Provider group:	Allergy - Adult 49 providers at 44 locations
Member group:	IA Adult Members 67,085 members
Access standard:	1 provider within 60 miles
All members:	67,085 (100.0%) 96.6% with access 3.4% without access

Average distance to a choice of providers for all members					
Number of providers	1	2	3	4	5
Miles	16.1	25.4	33.5	39.8	44.1

Key geographic areas				
Region	Total number of members	All members		
		Percent w	Percent wo	Average distance to 1 provider
East	26,743	96.5	3.5	14.8
Central	24,400	95.4	4.6	16.4
West	15,942	98.6	1.4	17.8

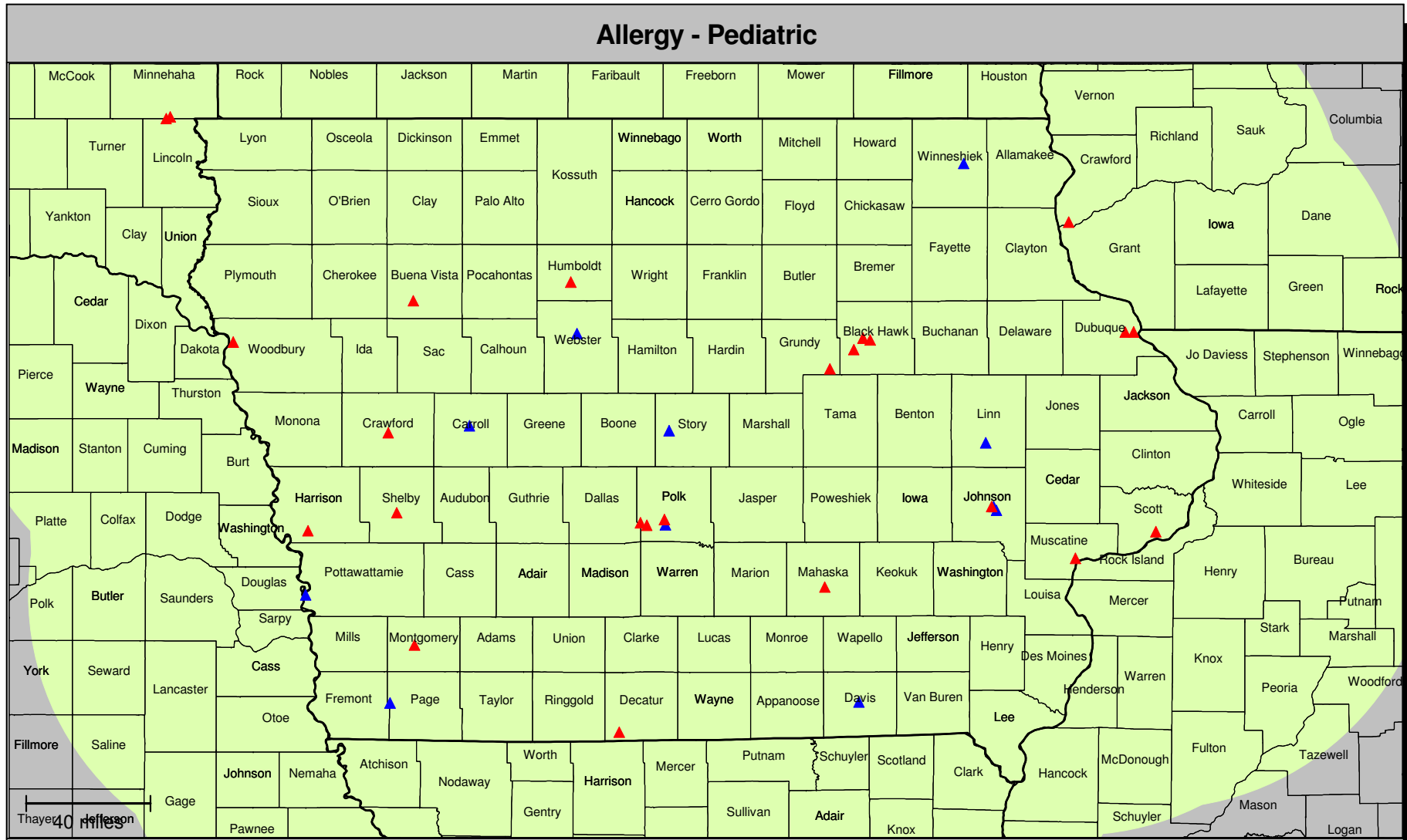
Accessibility summary

Accessibility analysis specifications	
Provider group:	Allergy - Adult 49 providers at 44 locations
Member group:	IA Adult Members 67,085 members
Access standard:	1 provider within 90 miles
All members:	67,085 (100.0%) 100.0% with access 0.0% without access

Average distance to a choice of providers for all members					
Number of providers	1	2	3	4	5
Miles	16.1	25.4	33.5	39.8	44.1

Key geographic areas				
Region	Total number of members	All members		
		Percent w	Percent wo	Average distance to 1 provider
East	26,743	100.0	0.0	14.8
Central	24,400	100.0	0.0	16.4
West	15,942	100.0	0.0	17.8

Provider locations



- ▲ Single provider locations
- ▲ Multiple provider locations

■ 90 mile radius

Accessibility summary

Accessibility analysis specifications	
Provider group:	Allergy - Pediatric 51 providers at 41 locations
Member group:	IA Children Members 70,141 members
Access standard:	1 provider within 60 miles
All members:	70,141 (100.0%) 97.1% with access 2.9% without access

Average distance to a choice of providers for all members					
Number of providers	1	2	3	4	5
Miles	16.5	25.5	32.6	38.2	43.0

Key geographic areas				
Region	Total number of members	All members		
		Percent w	Percent wo	Average distance to 1 provider
East	26,123	97.2	2.8	14.6
Central	25,209	95.8	4.2	17.1
West	18,809	98.5	1.5	18.3

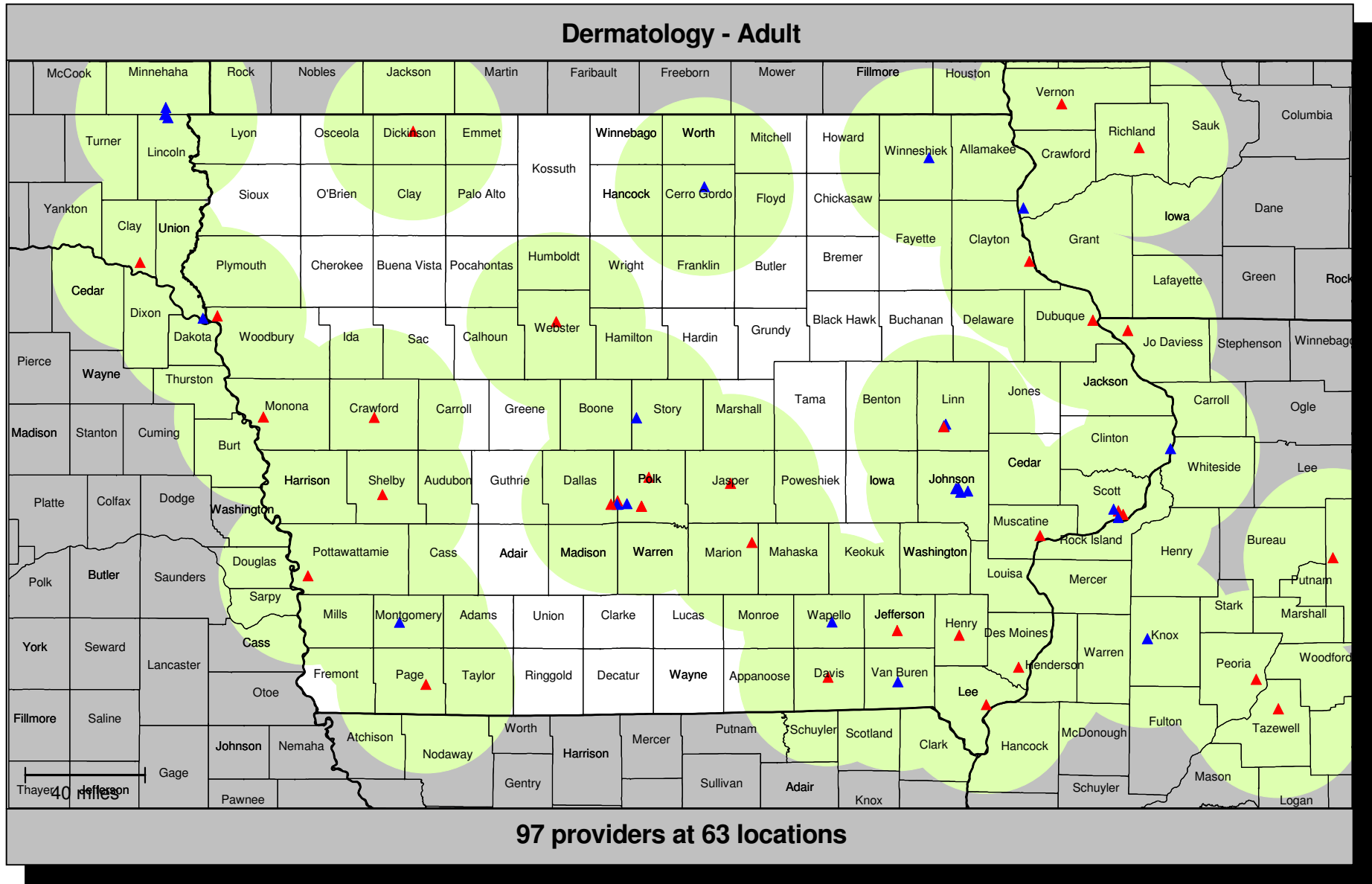
Accessibility summary

Accessibility analysis specifications	
Provider group:	Allergy - Pediatric 51 providers at 41 locations
Member group:	IA Children Members 70,141 members
Access standard:	1 provider within 90 miles
All members:	70,141 (100.0%) 100.0% with access 0.0% without access

Average distance to a choice of providers for all members					
Number of providers	1	2	3	4	5
Miles	16.5	25.5	32.6	38.2	43.0

Key geographic areas				
Region	Total number of members	All members		
		Percent w	Percent wo	Average distance to 1 provider
East	26,123	100.0	0.0	14.6
Central	25,209	100.0	0.0	17.1
West	18,809	100.0	0.0	18.3

Provider locations



Accessibility summary

Accessibility analysis specifications	
Provider group:	Dermatology - Adult 97 providers at 63 locations
Member group:	IA Adult Members 67,085 members
Access standard:	1 provider within 60 miles
All members:	67,085 (100.0%) 98.0% with access 2.0% without access

Average distance to a choice of providers for all members					
Number of providers	1	2	3	4	5
Miles	14.9	21.9	24.6	29.2	33.1

Key geographic areas				
Region	Total number of members	All members		
		Percent w	Percent wo	Average distance to 1 provider
East	26,743	95.8	4.2	15.8
Central	24,400	99.9	0.1	11.3
West	15,942	99.1	0.9	18.7

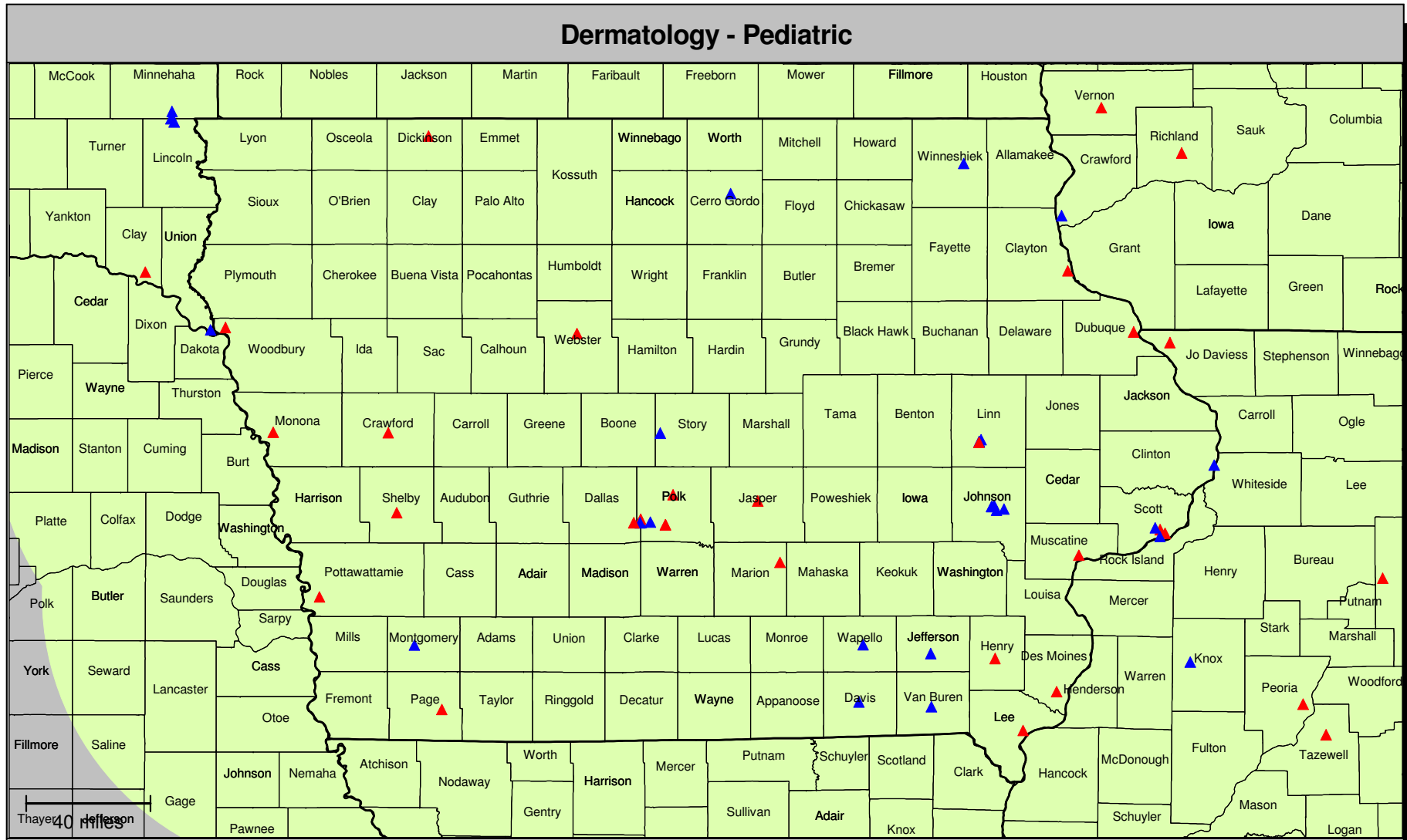
Accessibility summary

Accessibility analysis specifications	
Provider group:	Dermatology - Adult 97 providers at 63 locations
Member group:	IA Adult Members 67,085 members
Access standard:	1 provider within 90 miles
All members:	67,085 (100.0%) 100.0% with access 0.0% without access

Average distance to a choice of providers for all members					
Number of providers	1	2	3	4	5
Miles	14.9	21.9	24.6	29.2	33.1

Key geographic areas				
Region	Total number of members	All members		
		Percent w	Percent wo	Average distance to 1 provider
East	26,743	100.0	0.0	15.8
Central	24,400	100.0	0.0	11.3
West	15,942	100.0	0.0	18.7

Provider locations



- ▲ Single provider locations
- ▲ Multiple provider locations

90 mile radius

Accessibility summary

Accessibility analysis specifications	
Provider group:	Dermatology - Pediatric 97 providers at 63 locations
Member group:	IA Children Members 70,141 members
Access standard:	1 provider within 60 miles
All members:	70,141 (100.0%) 98.4% with access 1.6% without access

Average distance to a choice of providers for all members					
Number of providers	1	2	3	4	5
Miles	15.6	22.5	25.4	30.0	33.7

Key geographic areas				
Region	Total number of members	All members		
		Percent w	Percent wo	Average distance to 1 provider
East	26,123	96.5	3.5	16.1
Central	25,209	99.9	0.1	12.0
West	18,809	99.3	0.7	19.6

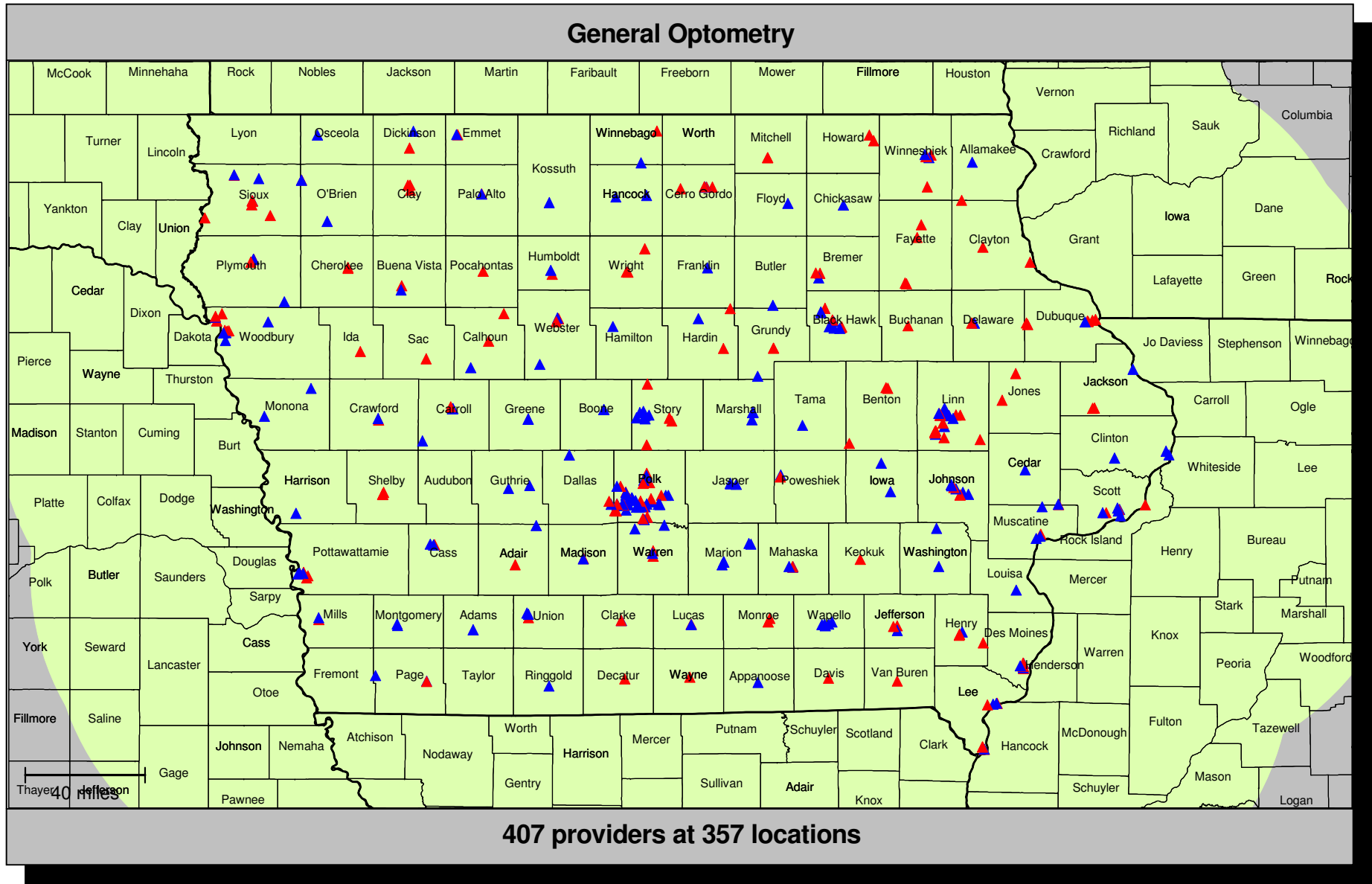
Accessibility summary

Accessibility analysis specifications	
Provider group:	Dermatology - Pediatric 97 providers at 63 locations
Member group:	IA Children Members 70,141 members
Access standard:	1 provider within 90 miles
All members:	70,141 (100.0%) 100.0% with access 0.0% without access

Average distance to a choice of providers for all members					
Number of providers	1	2	3	4	5
Miles	15.6	22.5	25.4	30.0	33.7

Key geographic areas				
Region	Total number of members	All members		
		Percent w	Percent wo	Average distance to 1 provider
East	26,123	100.0	0.0	16.1
Central	25,209	100.0	0.0	12.0
West	18,809	100.0	0.0	19.6

Provider locations



Accessibility summary

Accessibility analysis specifications	
Provider group:	General Optometry 407 providers at 357 locations
Member group:	IA Mems 156,347 members
Access standard:	1 provider within 30 miles
All members:	156,347 (100.0%) 100.0% with access 0.0% without access

Average distance to a choice of providers for all members					
Number of providers	1	2	3	4	5
Miles	3.4	4.2	5.3	6.3	7.2

Key geographic areas				
Region	Total number of members	All members		
		Percent w	Percent wo	Average distance to 1 provider
East	60,105	100.0	0.0	3.1
Central	56,398	100.0	0.0	2.9
West	39,844	100.0	0.0	4.6

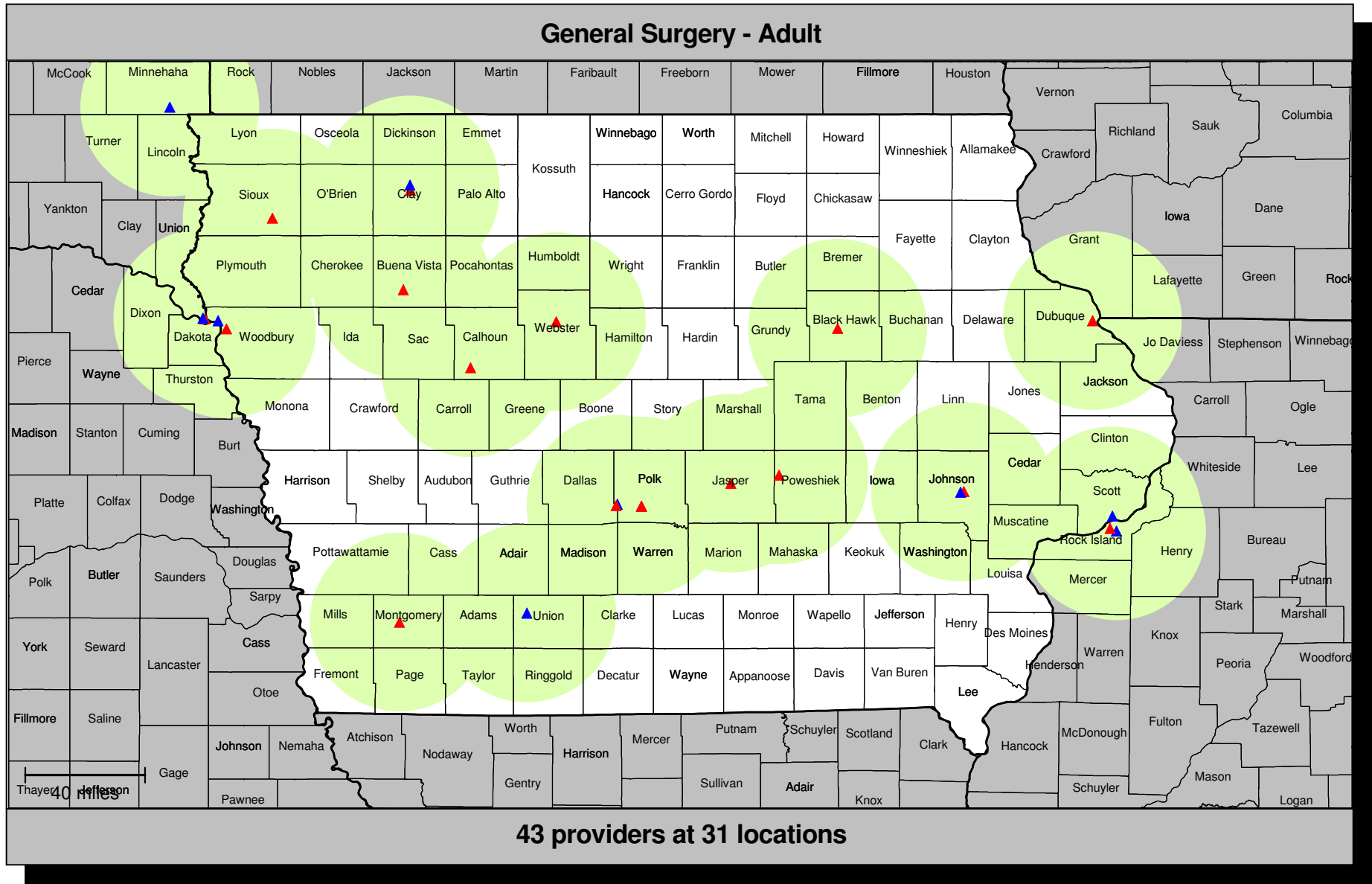
Accessibility summary

Accessibility analysis specifications	
Provider group:	General Optometry 407 providers at 357 locations
Member group:	IA Mems 156,347 members
Access standard:	1 provider within 30 miles
All members:	156,347 (100.0%) 100.0% with access 0.0% without access

Average distance to a choice of providers for all members					
Number of providers	1	2	3	4	5
Miles	3.4	4.2	5.3	6.3	7.2

Key geographic areas				
Region	Total number of members	All members		
		Percent w	Percent wo	Average distance to 1 provider
East	60,105	100.0	0.0	3.1
Central	56,398	100.0	0.0	2.9
West	39,844	100.0	0.0	4.6

Provider locations



Accessibility summary

Accessibility analysis specifications	
Provider group:	General Surgery - Adult 43 providers at 31 locations
Member group:	IA Adult Members 67,085 members
Access standard:	1 provider within 60 miles
All members:	67,085 (100.0%) 93.3% with access 6.7% without access

Average distance to a choice of providers for all members					
Number of providers	1	2	3	4	5
Miles	23.0	34.7	39.4	43.0	49.1

Key geographic areas				
Region	Total number of members	All members		
		Percent w	Percent wo	Average distance to 1 provider
East	26,743	94.5	5.5	21.4
Central	24,400	89.5	10.5	23.8
West	15,942	97.1	2.9	24.5

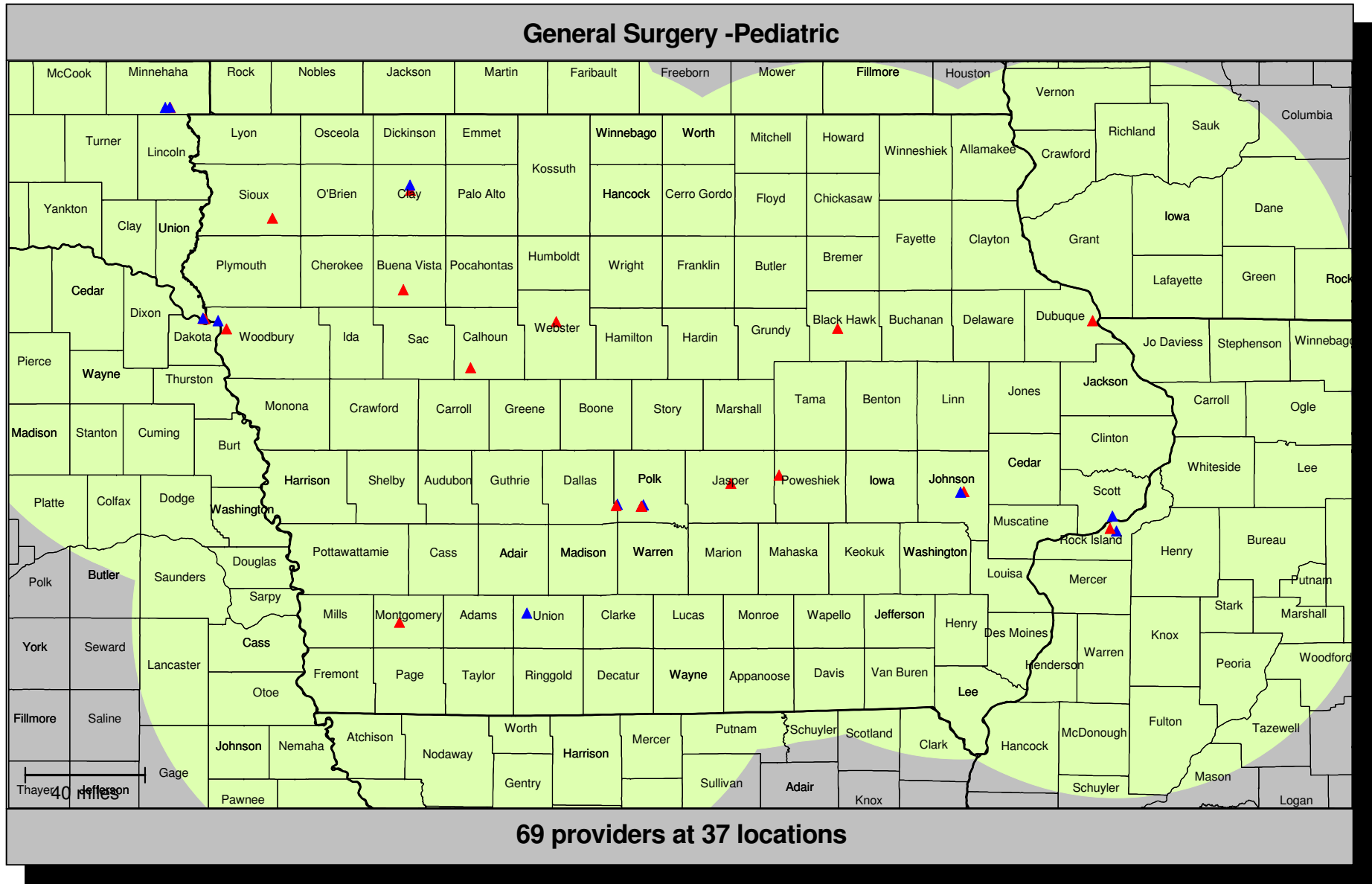
Accessibility summary

Accessibility analysis specifications	
Provider group:	General Surgery - Adult 43 providers at 31 locations
Member group:	IA Adult Members 67,085 members
Access standard:	1 provider within 90 miles
All members:	67,085 (100.0%) 99.9% with access 0.1% without access

Average distance to a choice of providers for all members					
Number of providers	1	2	3	4	5
Miles	23.0	34.7	39.4	43.0	49.1

Key geographic areas				
Region	Total number of members	All members		
		Percent w	Percent wo	Average distance to 1 provider
East	26,743	100.0	0.0	21.4
Central	24,400	99.8	0.2	23.8
West	15,942	100.0	0.0	24.5

Provider locations



Accessibility summary

Accessibility analysis specifications	
Provider group:	General Surgery -Pediatric 69 providers at 37 locations
Member group:	IA Children Members 70,141 members
Access standard:	1 provider within 60 miles
All members:	70,141 (100.0%) 94.0% with access 6.0% without access

Average distance to a choice of providers for all members					
Number of providers	1	2	3	4	5
Miles	22.5	34.2	37.6	41.2	42.8

Key geographic areas				
Region	Total number of members	All members		
		Percent w	Percent wo	Average distance to 1 provider
East	26,123	94.9	5.1	21.6
Central	25,209	90.6	9.4	22.6
West	18,809	97.4	2.6	23.7

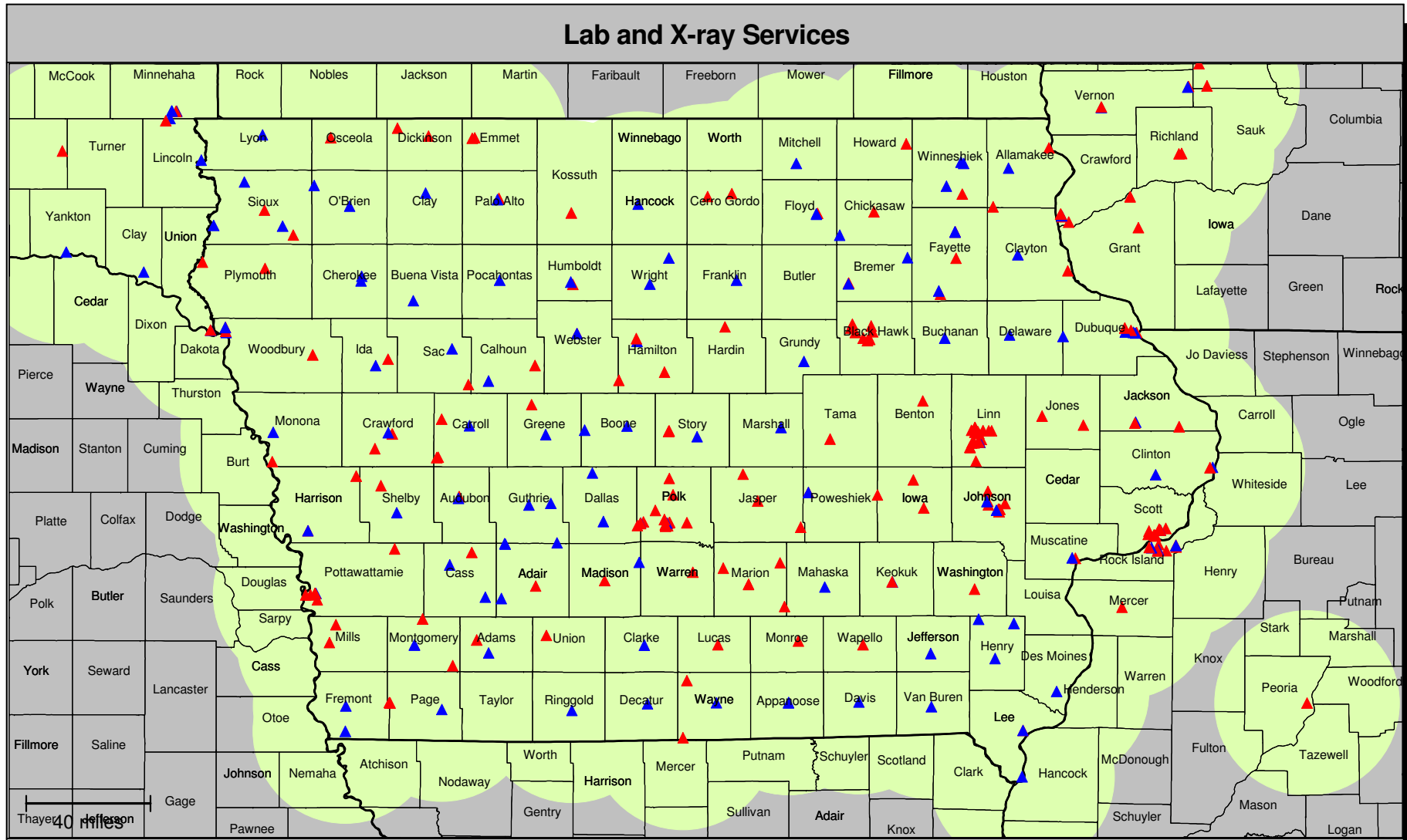
Accessibility summary

Accessibility analysis specifications	
Provider group:	General Surgery -Pediatric 69 providers at 37 locations
Member group:	IA Children Members 70,141 members
Access standard:	1 provider within 90 miles
All members:	70,141 (100.0%) 99.9% with access 0.1% without access

Average distance to a choice of providers for all members					
Number of providers	1	2	3	4	5
Miles	22.5	34.2	37.6	41.2	42.8

Key geographic areas				
Region	Total number of members	All members		
		Percent w	Percent wo	Average distance to 1 provider
East	26,123	100.0	0.0	21.6
Central	25,209	99.8	0.2	22.6
West	18,809	100.0	0.0	23.7

Provider locations



- ▲ Single provider locations
- ▲ Multiple provider locations

■ 30 mile radius

Accessibility summary

Accessibility analysis specifications	
Provider group:	Lab and X-ray Services 398 providers at 359 locations
Member group:	IA Mems 156,347 members
Access standard:	1 provider within 30 miles
All members:	156,347 (100.0%) 100.0% with access 0.0% without access

Average distance to a choice of providers for all members					
Number of providers	1	2	3	4	5
Miles	3.9	5.9	7.8	9.7	11.7

Key geographic areas				
Region	Total number of members	All members		
		Percent w	Percent wo	Average distance to 1 provider
East	60,105	100.0	0.0	3.4
Central	56,398	100.0	0.0	4.0
West	39,844	100.0	0.0	4.5

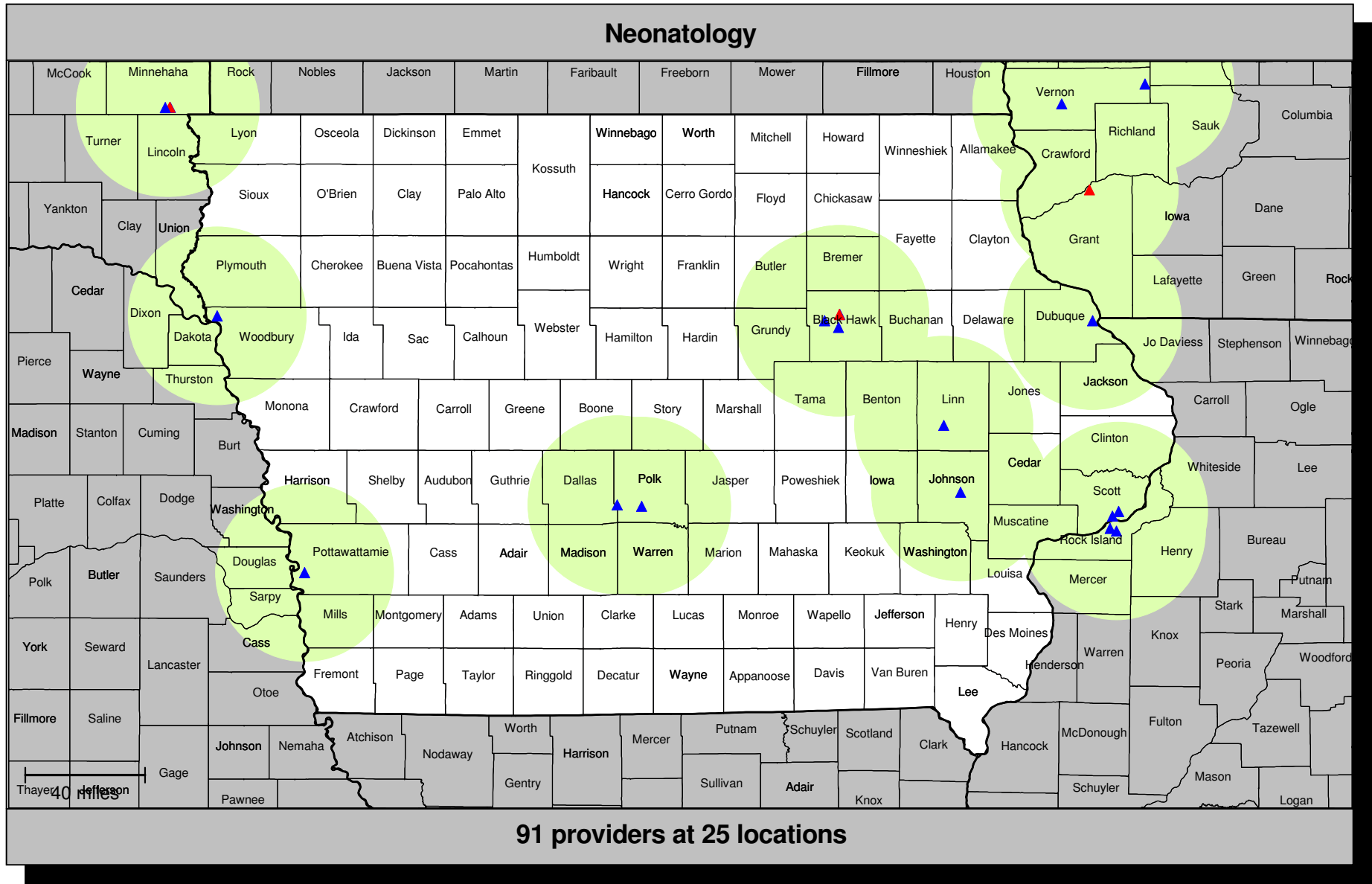
Accessibility summary

Accessibility analysis specifications	
Provider group:	Lab and X-ray Services 398 providers at 359 locations
Member group:	IA Mems 156,347 members
Access standard:	1 provider within 30 miles
All members:	156,347 (100.0%) 100.0% with access 0.0% without access

Average distance to a choice of providers for all members					
Number of providers	1	2	3	4	5
Miles	3.9	5.9	7.8	9.7	11.7

Key geographic areas				
Region	Total number of members	All members		
		Percent w	Percent wo	Average distance to 1 provider
East	60,105	100.0	0.0	3.4
Central	56,398	100.0	0.0	4.0
West	39,844	100.0	0.0	4.5

Provider locations



Accessibility summary

Accessibility analysis specifications	
Provider group:	Neonatology 91 providers at 25 locations
Member group:	IA Children Members 70,141 members
Access standard:	1 provider within 60 miles
All members:	70,141 (100.0%) 82.2% with access 17.8% without access

Average distance to a choice of providers for all members					
Number of providers	1	2	3	4	5
Miles	27.6	27.7	34.4	35.1	35.1

Key geographic areas				
Region	Total number of members	All members		
		Percent w	Percent wo	Average distance to 1 provider
East	26,123	91.7	8.3	18.2
Central	25,209	85.0	15.0	26.8
West	18,809	65.2	34.8	42.0

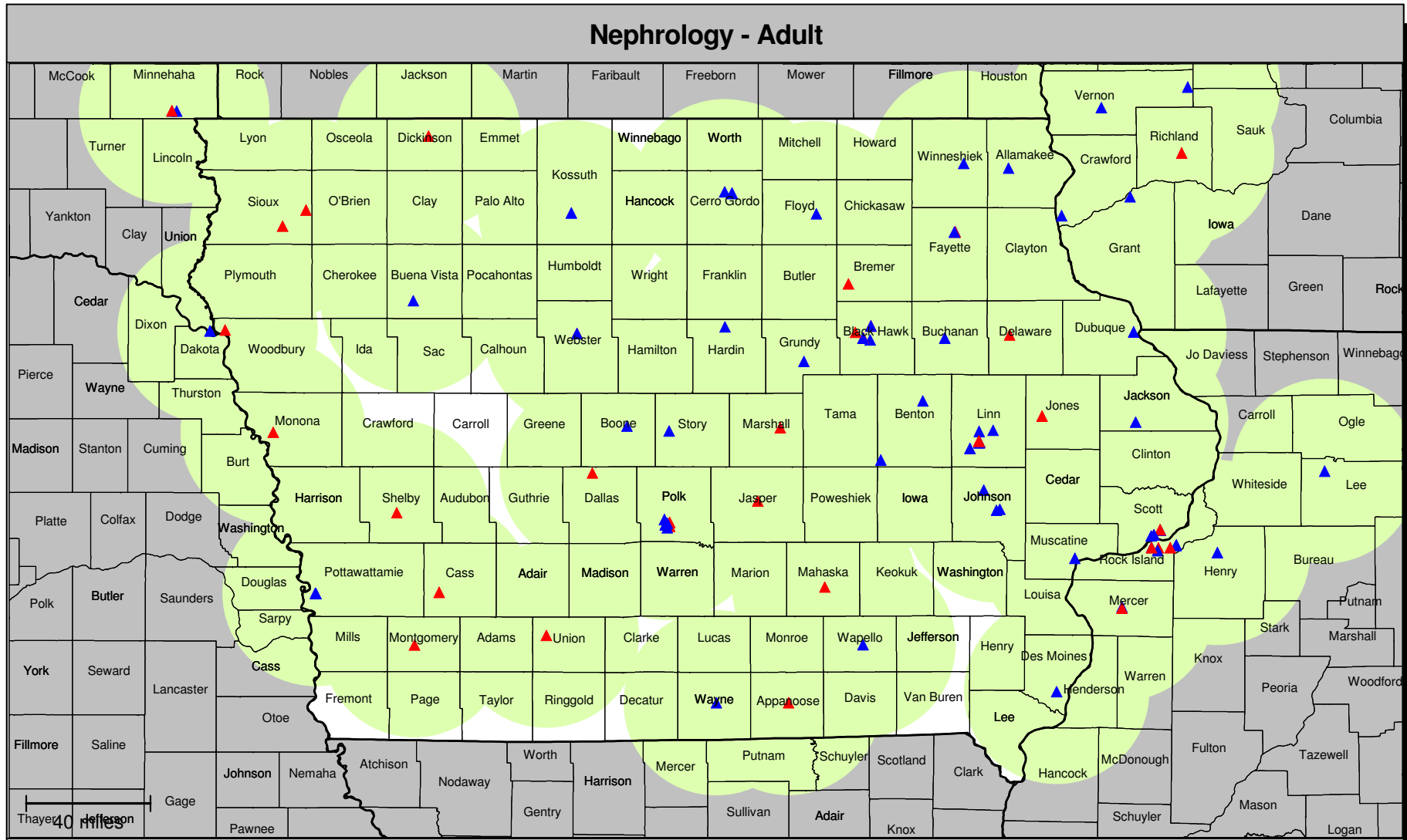
Accessibility summary

Accessibility analysis specifications	
Provider group:	Neonatology 91 providers at 25 locations
Member group:	IA Children Members 70,141 members
Access standard:	1 provider within 90 miles
All members:	70,141 (100.0%) 98.1% with access 1.9% without access

Average distance to a choice of providers for all members					
Number of providers	1	2	3	4	5
Miles	27.6	27.7	34.4	35.1	35.1

Key geographic areas				
Region	Total number of members	All members		
		Percent w	Percent wo	Average distance to 1 provider
East	26,123	99.7	0.3	18.2
Central	25,209	99.8	0.2	26.8
West	18,809	93.8	6.2	42.0

Provider locations



- ▲ Single provider locations
- ▲ Multiple provider locations

■ 30 mile radius

Accessibility summary

Accessibility analysis specifications	
Provider group:	Nephrology - Adult 136 providers at 124 locations
Member group:	IA Adult Members 67,085 members
Access standard:	1 provider within 60 miles
All members:	67,085 (100.0%) 100.0% with access 0.0% without access

Average distance to a choice of providers for all members					
Number of providers	1	2	3	4	5
Miles	9.0	12.0	15.4	17.3	20.1

Key geographic areas				
Region	Total number of members	All members		
		Percent w	Percent wo	Average distance to 1 provider
East	26,743	100.0	0.0	7.7
Central	24,400	100.0	0.0	7.4
West	15,942	100.0	0.0	13.9

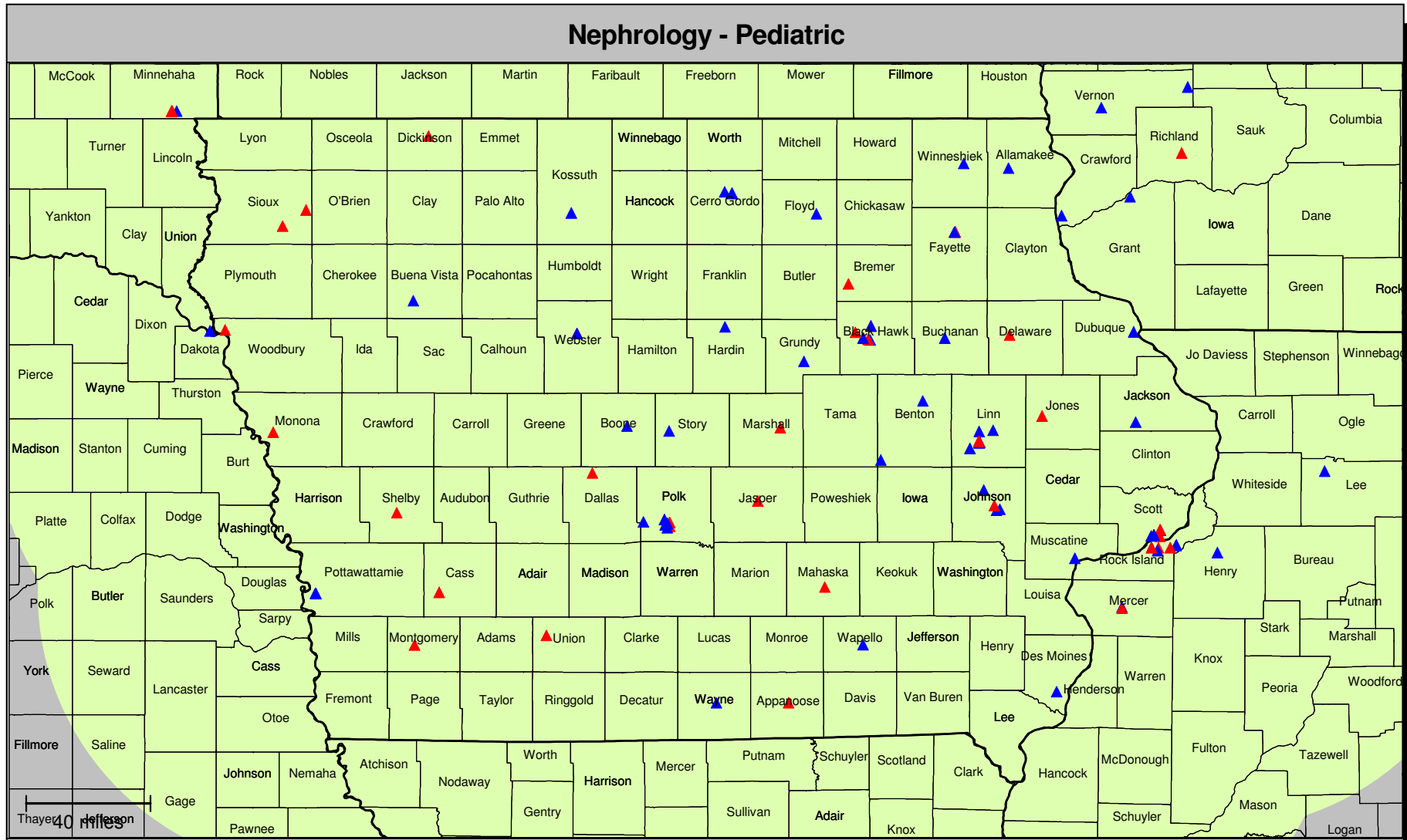
Accessibility summary

Accessibility analysis specifications	
Provider group:	Nephrology - Adult 136 providers at 124 locations
Member group:	IA Adult Members 67,085 members
Access standard:	1 provider within 90 miles
All members:	67,085 (100.0%) 100.0% with access 0.0% without access

Average distance to a choice of providers for all members					
Number of providers	1	2	3	4	5
Miles	9.0	12.0	15.4	17.3	20.1

Key geographic areas				
Region	Total number of members	All members		
		Percent w	Percent wo	Average distance to 1 provider
East	26,743	100.0	0.0	7.7
Central	24,400	100.0	0.0	7.4
West	15,942	100.0	0.0	13.9

Provider locations



- ▲ Single provider locations
- ▲ Multiple provider locations

■ 90 mile radius

Accessibility summary

Accessibility analysis specifications	
Provider group:	Nephrology - Pediatric 148 providers at 131 locations
Member group:	IA Children Members 70,141 members
Access standard:	1 provider within 60 miles
All members:	70,141 (100.0%) 100.0% with access 0.0% without access

Average distance to a choice of providers for all members					
Number of providers	1	2	3	4	5
Miles	9.2	12.4	16.1	18.0	20.6

Key geographic areas				
Region	Total number of members	All members		
		Percent w	Percent wo	Average distance to 1 provider
East	26,123	100.0	0.0	7.8
Central	25,209	100.0	0.0	7.1
West	18,809	100.0	0.0	14.1

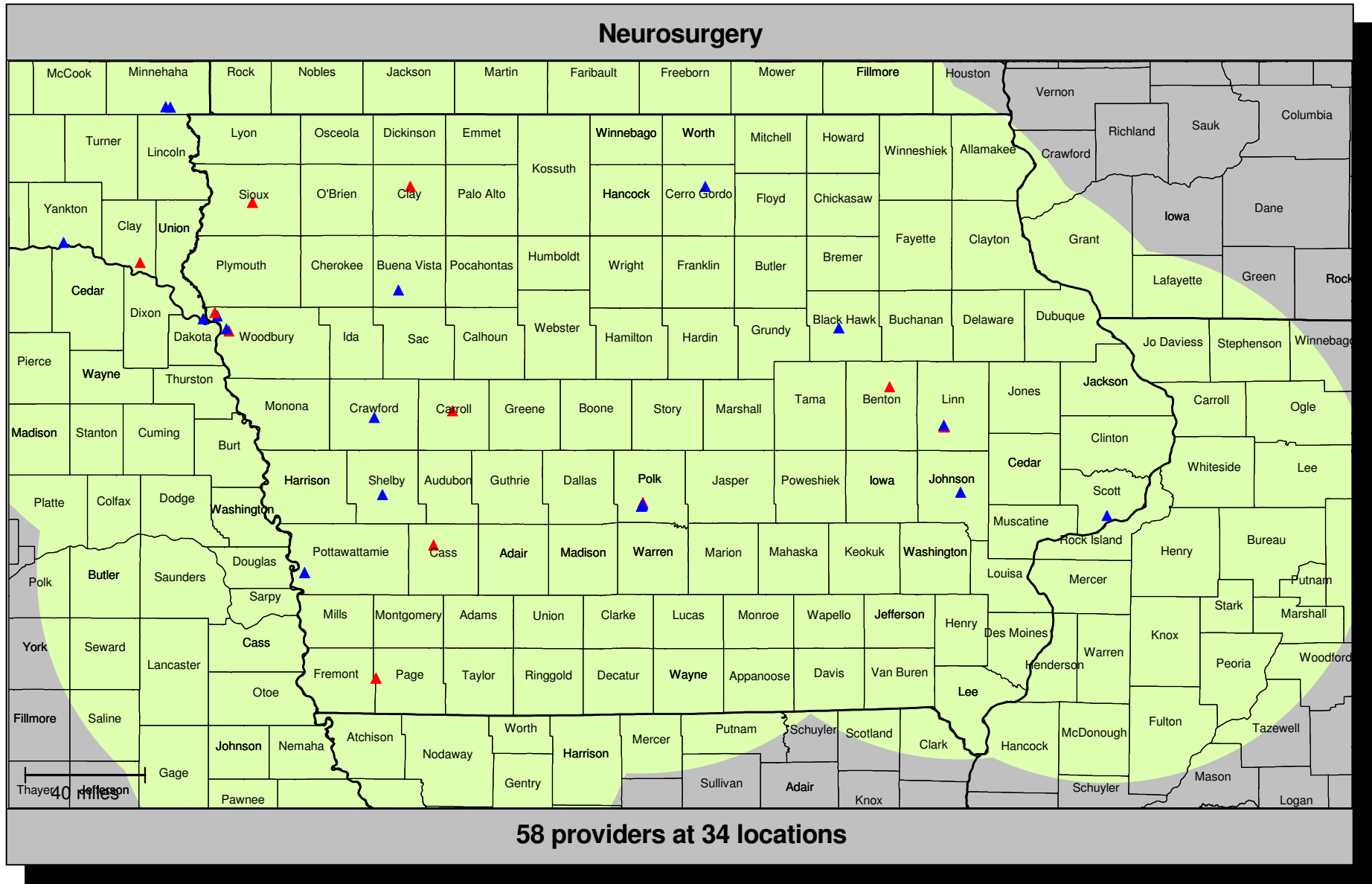
Accessibility summary

Accessibility analysis specifications	
Provider group:	Nephrology - Pediatric 148 providers at 131 locations
Member group:	IA Children Members 70,141 members
Access standard:	1 provider within 90 miles
All members:	70,141 (100.0%) 100.0% with access 0.0% without access

Average distance to a choice of providers for all members					
Number of providers	1	2	3	4	5
Miles	9.2	12.4	16.1	18.0	20.6

Key geographic areas				
Region	Total number of members	All members		
		Percent w	Percent wo	Average distance to 1 provider
East	26,123	100.0	0.0	7.8
Central	25,209	100.0	0.0	7.1
West	18,809	100.0	0.0	14.1

Provider locations



Accessibility summary

Accessibility analysis specifications	
Provider group:	Neurosurgery 58 providers at 34 locations
Member group:	IA Mems 156,347 members
Access standard:	1 provider within 60 miles
All members:	156,347 (100.0%) 89.1% with access 10.9% without access

Average distance to a choice of providers for all members					
Number of providers	1	2	3	4	5
Miles	23.1	25.1	34.1	37.2	39.7

Key geographic areas				
Region	Total number of members	All members		
		Percent w	Percent wo	Average distance to 1 provider
East	60,105	84.1	15.9	24.1
Central	56,398	88.9	11.1	24.1
West	39,844	96.8	3.2	20.2

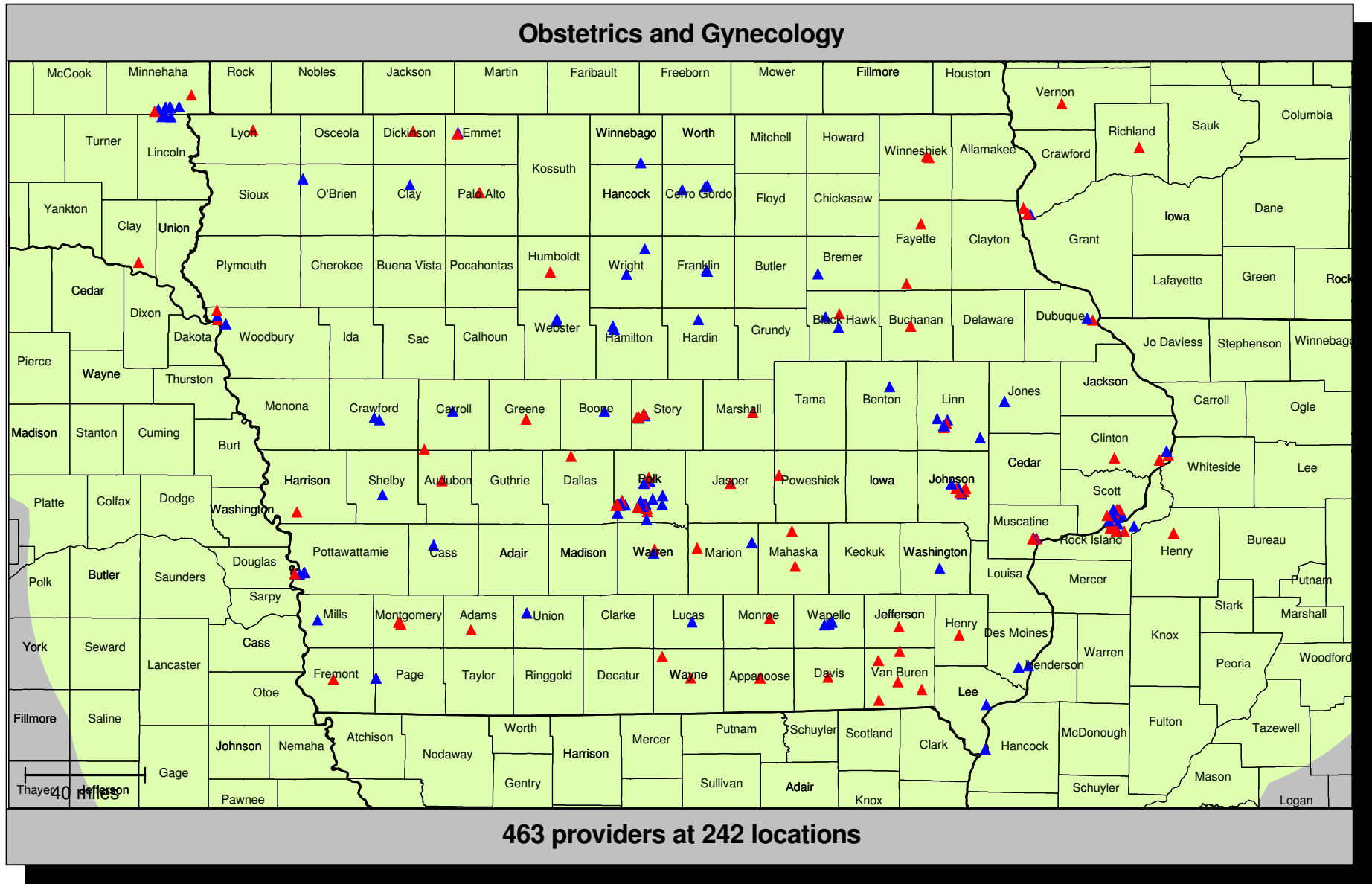
Accessibility summary

Accessibility analysis specifications	
Provider group:	Neurosurgery 58 providers at 34 locations
Member group:	IA Mems 156,347 members
Access standard:	1 provider within 90 miles
All members:	156,347 (100.0%) 99.7% with access 0.3% without access

Average distance to a choice of providers for all members					
Number of providers	1	2	3	4	5
Miles	23.1	25.1	34.1	37.2	39.7

Key geographic areas				
Region	Total number of members	All members		
		Percent w	Percent wo	Average distance to 1 provider
East	60,105	99.5	0.5	24.1
Central	56,398	99.8	0.2	24.1
West	39,844	100.0	0.0	20.2

Provider locations



Accessibility summary

Accessibility analysis specifications	
Provider group:	Obstetrics and Gynecology 463 providers at 242 locations
Member group:	IA Mems 156,347 members
Access standard:	1 provider within 60 miles
All members:	156,347 (100.0%) 100.0% with access 0.0% without access

Average distance to a choice of providers for all members					
Number of providers	1	2	3	4	5
Miles	6.2	7.8	9.3	11.0	11.9

Key geographic areas				
Region	Total number of members	All members		
		Percent w	Percent wo	Average distance to 1 provider
East	60,105	100.0	0.0	5.0
Central	56,398	100.0	0.0	4.8
West	39,844	100.0	0.0	10.0

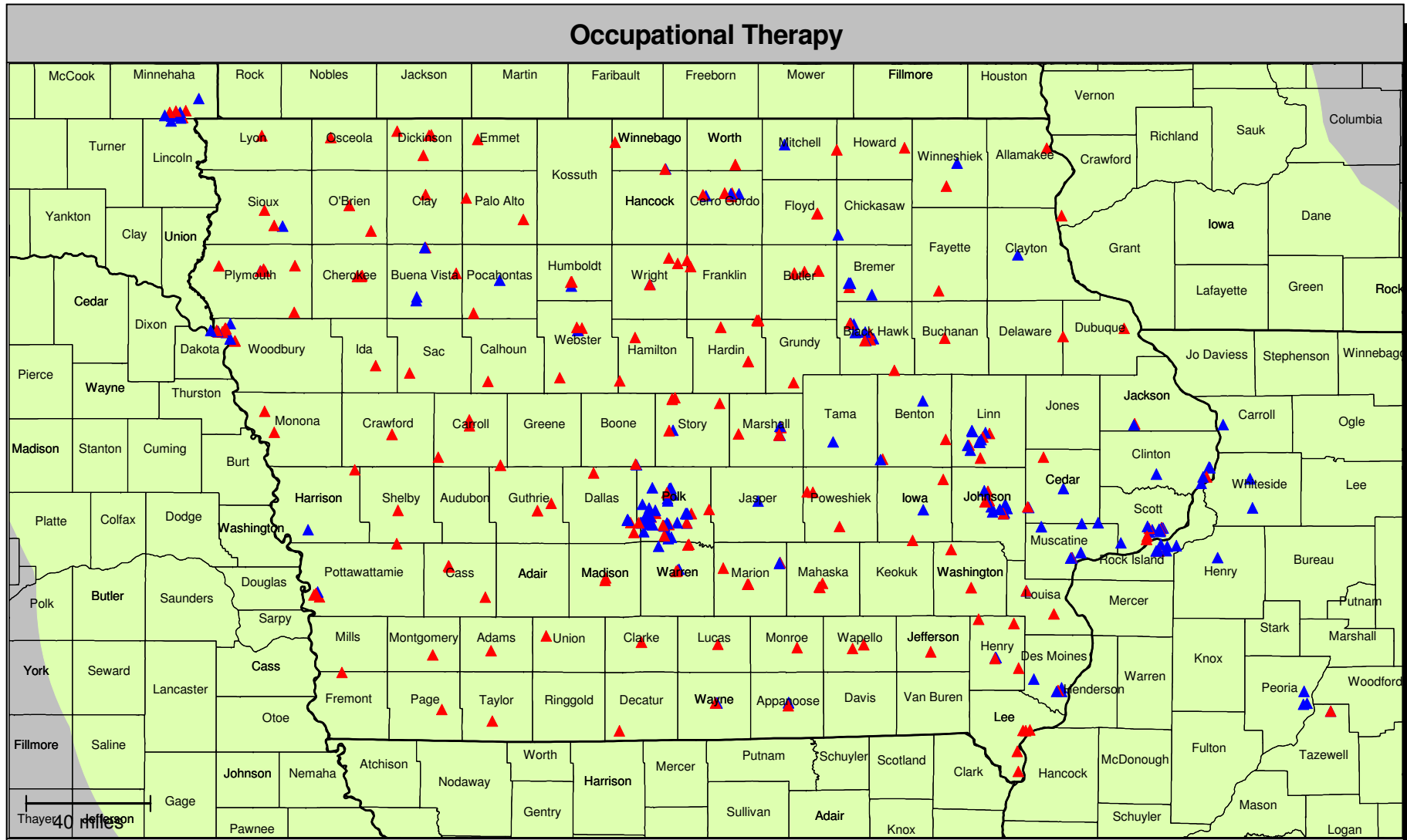
Accessibility summary

Accessibility analysis specifications	
Provider group:	Obstetrics and Gynecology 463 providers at 242 locations
Member group:	IA Mems 156,347 members
Access standard:	1 provider within 90 miles
All members:	156,347 (100.0%) 100.0% with access 0.0% without access

Average distance to a choice of providers for all members					
Number of providers	1	2	3	4	5
Miles	6.2	7.8	9.3	11.0	11.9

Key geographic areas				
Region	Total number of members	All members		
		Percent w	Percent wo	Average distance to 1 provider
East	60,105	100.0	0.0	5.0
Central	56,398	100.0	0.0	4.8
West	39,844	100.0	0.0	10.0

Provider locations



- ▲ Single provider locations
- ▲ Multiple provider locations

■ 90 mile radius

Accessibility summary

Accessibility analysis specifications	
Provider group:	Occupational Therapy 328 providers at 373 locations
Member group:	IA Mems 156,347 members
Access standard:	1 provider within 60 miles
All members:	156,347 (100.0%) 100.0% with access 0.0% without access

Average distance to a choice of providers for all members					
Number of providers	1	2	3	4	5
Miles	4.0	6.8	8.6	9.7	10.5

Key geographic areas				
Region	Total number of members	All members		
		Percent w	Percent wo	Average distance to 1 provider
East	60,105	100.0	0.0	3.6
Central	56,398	100.0	0.0	3.4
West	39,844	100.0	0.0	5.7

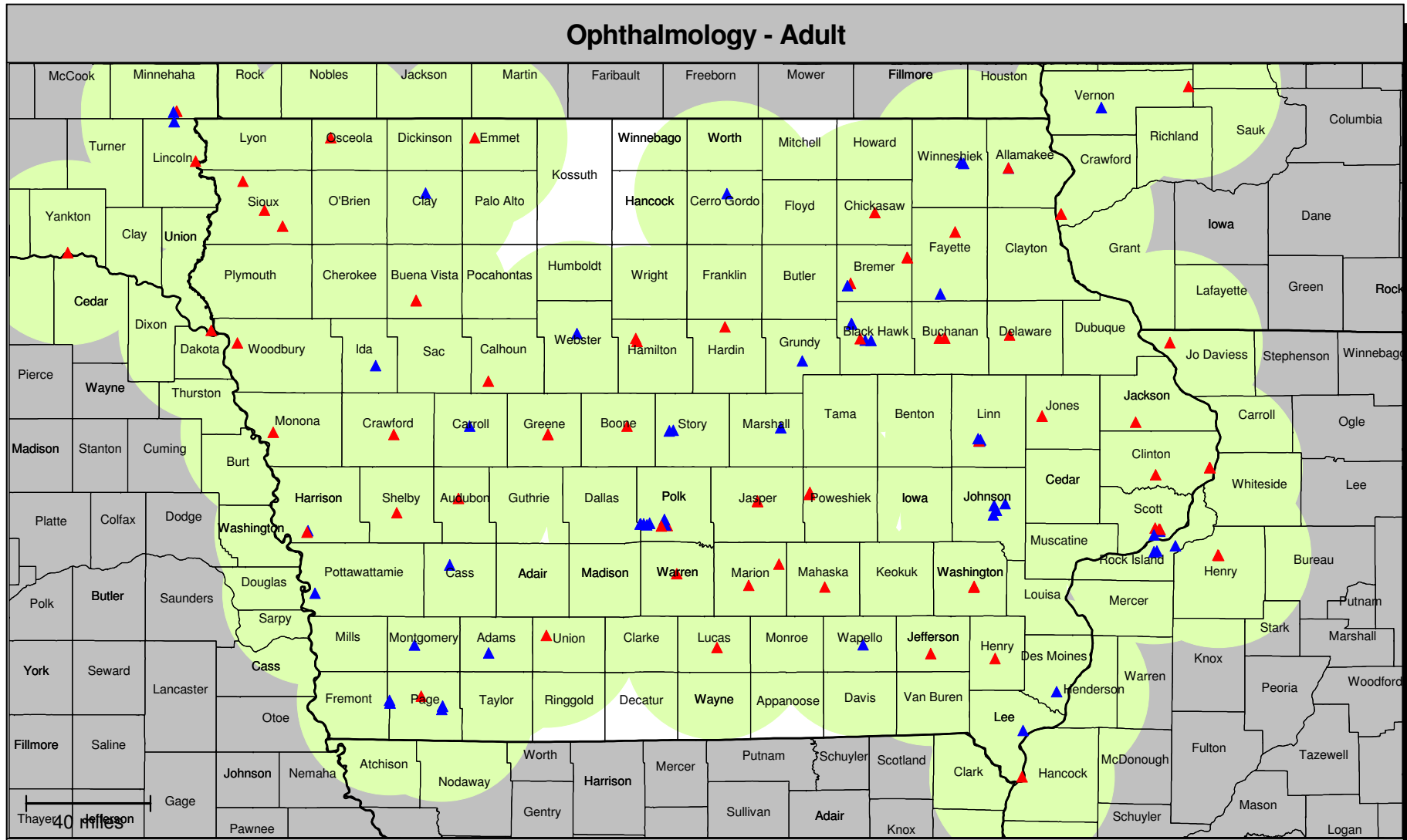
Accessibility summary

Accessibility analysis specifications	
Provider group:	Occupational Therapy 328 providers at 373 locations
Member group:	IA Mems 156,347 members
Access standard:	1 provider within 90 miles
All members:	156,347 (100.0%) 100.0% with access 0.0% without access

Average distance to a choice of providers for all members					
Number of providers	1	2	3	4	5
Miles	4.0	6.8	8.6	9.7	10.5

Key geographic areas				
Region	Total number of members	All members		
		Percent w	Percent wo	Average distance to 1 provider
East	60,105	100.0	0.0	3.6
Central	56,398	100.0	0.0	3.4
West	39,844	100.0	0.0	5.7

Provider locations



- ▲ Single provider locations
- ▲ Multiple provider locations

■ 30 mile radius

Accessibility summary

Accessibility analysis specifications	
Provider group:	Ophthalmology - Adult 198 providers at 133 locations
Member group:	IA Adult Members 67,085 members
Access standard:	1 provider within 60 miles
All members:	67,085 (100.0%) 100.0% with access 0.0% without access

Average distance to a choice of providers for all members					
Number of providers	1	2	3	4	5
Miles	7.6	10.4	14.3	15.9	17.3

Key geographic areas				
Region	Total number of members	All members		
		Percent w	Percent wo	Average distance to 1 provider
East	26,743	100.0	0.0	6.4
Central	24,400	100.0	0.0	7.0
West	15,942	100.0	0.0	10.3

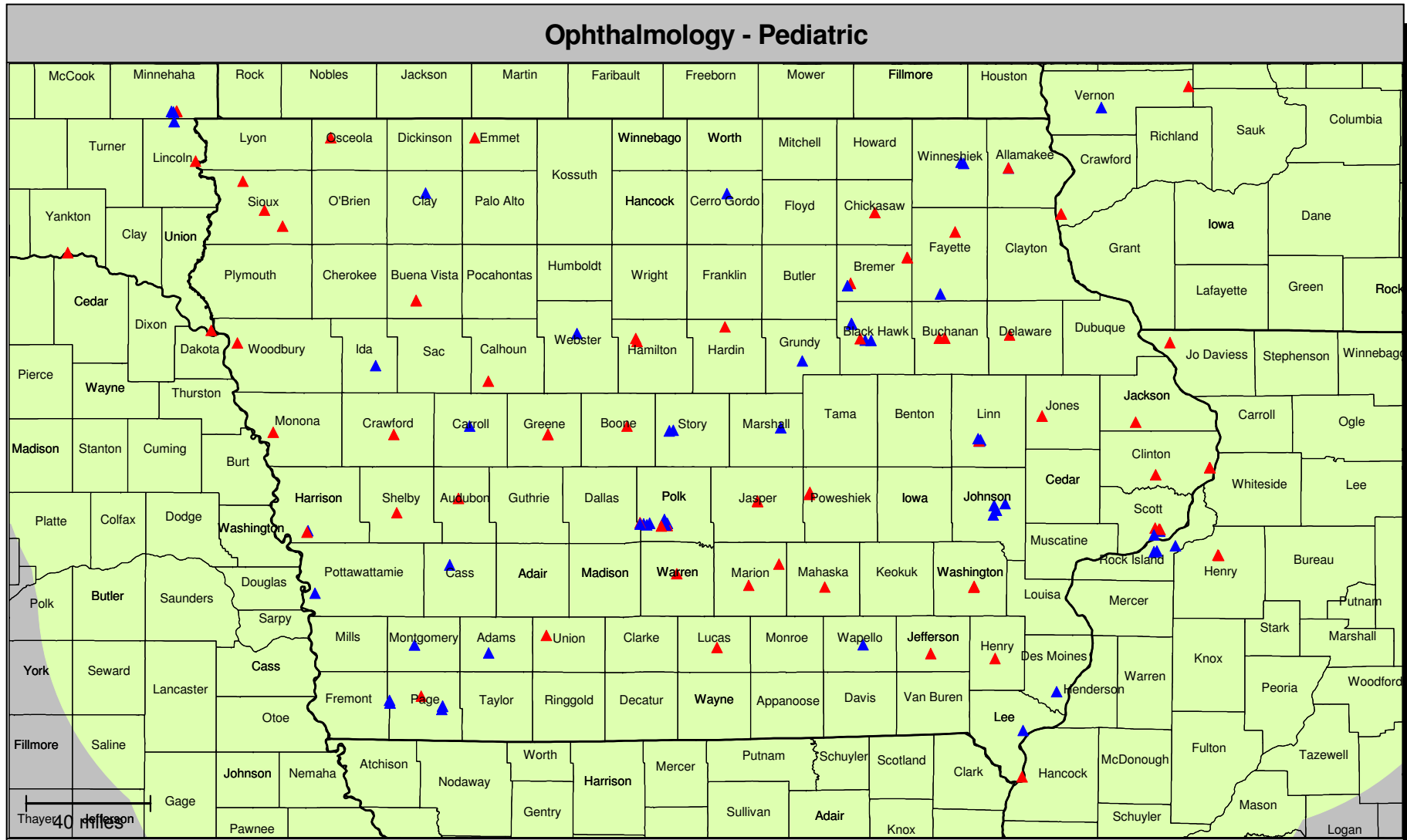
Accessibility summary

Accessibility analysis specifications	
Provider group:	Ophthalmology - Adult 198 providers at 133 locations
Member group:	IA Adult Members 67,085 members
Access standard:	1 provider within 90 miles
All members:	67,085 (100.0%) 100.0% with access 0.0% without access

Average distance to a choice of providers for all members					
Number of providers	1	2	3	4	5
Miles	7.6	10.4	14.3	15.9	17.3

Key geographic areas				
Region	Total number of members	All members		
		Percent w	Percent wo	Average distance to 1 provider
East	26,743	100.0	0.0	6.4
Central	24,400	100.0	0.0	7.0
West	15,942	100.0	0.0	10.3

Provider locations



226 providers at 140 locations

- ▲ Single provider locations
- ▲ Multiple provider locations

90 mile radius

Accessibility summary

Accessibility analysis specifications	
Provider group:	Ophthalmology - Pediatric 226 providers at 140 locations
Member group:	IA Children Members 70,141 members
Access standard:	1 provider within 60 miles
All members:	70,141 (100.0%) 100.0% with access 0.0% without access

Average distance to a choice of providers for all members					
Number of providers	1	2	3	4	5
Miles	8.0	10.9	15.0	16.6	18.0

Key geographic areas				
Region	Total number of members	All members		
		Percent w	Percent wo	Average distance to 1 provider
East	26,123	100.0	0.0	7.0
Central	25,209	100.0	0.0	7.4
West	18,809	100.0	0.0	10.2

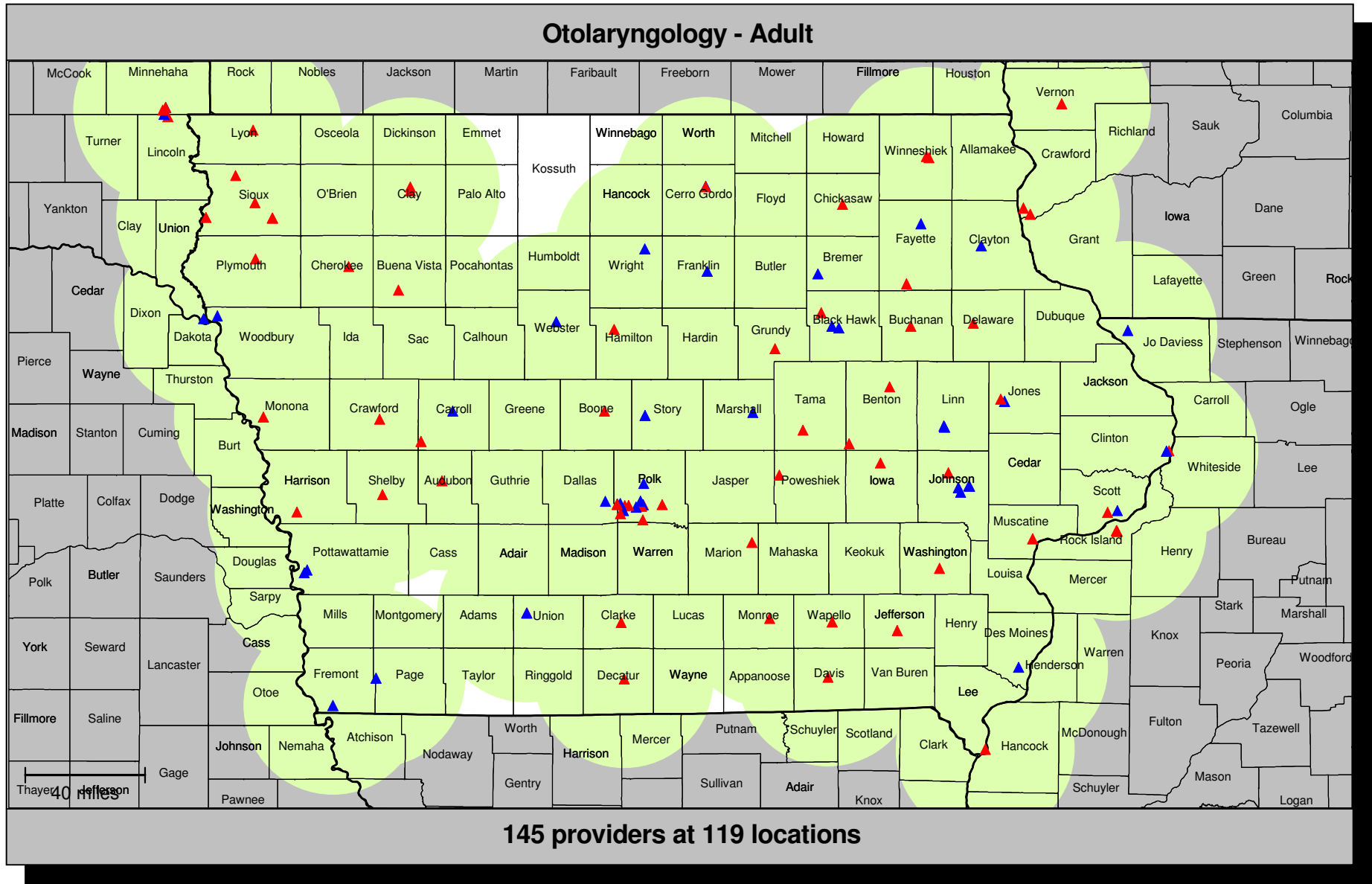
Accessibility summary

Accessibility analysis specifications	
Provider group:	Ophthalmology - Pediatric 226 providers at 140 locations
Member group:	IA Children Members 70,141 members
Access standard:	1 provider within 90 miles
All members:	70,141 (100.0%) 100.0% with access 0.0% without access

Average distance to a choice of providers for all members					
Number of providers	1	2	3	4	5
Miles	8.0	10.9	15.0	16.6	18.0

Key geographic areas				
Region	Total number of members	All members		
		Percent w	Percent wo	Average distance to 1 provider
East	26,123	100.0	0.0	7.0
Central	25,209	100.0	0.0	7.4
West	18,809	100.0	0.0	10.2

Provider locations



- ▲ Single provider locations
- ▲ Multiple provider locations

■ 30 mile radius

Accessibility summary

Accessibility analysis specifications	
Provider group:	Otolaryngology - Adult 145 providers at 119 locations
Member group:	IA Adult Members 67,085 members
Access standard:	1 provider within 60 miles
All members:	67,085 (100.0%) 100.0% with access 0.0% without access

Average distance to a choice of providers for all members					
Number of providers	1	2	3	4	5
Miles	7.7	11.3	15.6	18.7	21.7

Key geographic areas				
Region	Total number of members	All members		
		Percent w	Percent wo	Average distance to 1 provider
East	26,743	100.0	0.0	6.7
Central	24,400	100.0	0.0	6.8
West	15,942	100.0	0.0	10.7

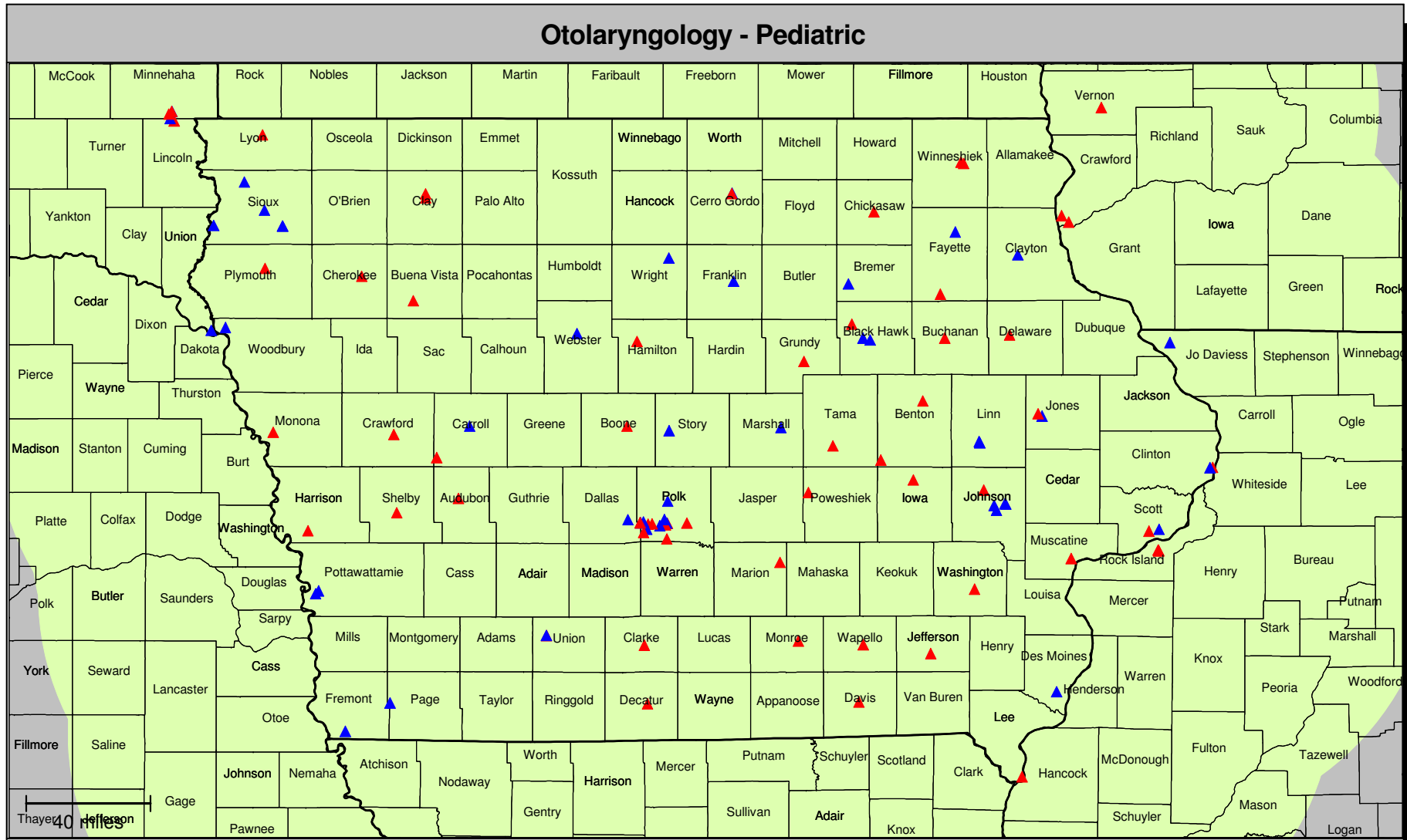
Accessibility summary

Accessibility analysis specifications	
Provider group:	Otolaryngology - Adult 145 providers at 119 locations
Member group:	IA Adult Members 67,085 members
Access standard:	1 provider within 90 miles
All members:	67,085 (100.0%) 100.0% with access 0.0% without access

Average distance to a choice of providers for all members					
Number of providers	1	2	3	4	5
Miles	7.7	11.3	15.6	18.7	21.7

Key geographic areas				
Region	Total number of members	All members		
		Percent w	Percent wo	Average distance to 1 provider
East	26,743	100.0	0.0	6.7
Central	24,400	100.0	0.0	6.8
West	15,942	100.0	0.0	10.7

Provider locations



145 providers at 119 locations

- ▲ Single provider locations
- ▲ Multiple provider locations

■ 90 mile radius

Accessibility summary

Accessibility analysis specifications	
Provider group:	Otolaryngology - Pediatric 145 providers at 119 locations
Member group:	IA Children Members 70,141 members
Access standard:	1 provider within 60 miles
All members:	70,141 (100.0%) 100.0% with access 0.0% without access

Average distance to a choice of providers for all members					
Number of providers	1	2	3	4	5
Miles	8.0	11.6	15.9	18.9	21.6

Key geographic areas				
Region	Total number of members	All members		
		Percent w	Percent wo	Average distance to 1 provider
East	26,123	100.0	0.0	7.2
Central	25,209	100.0	0.0	7.0
West	18,809	100.0	0.0	10.6

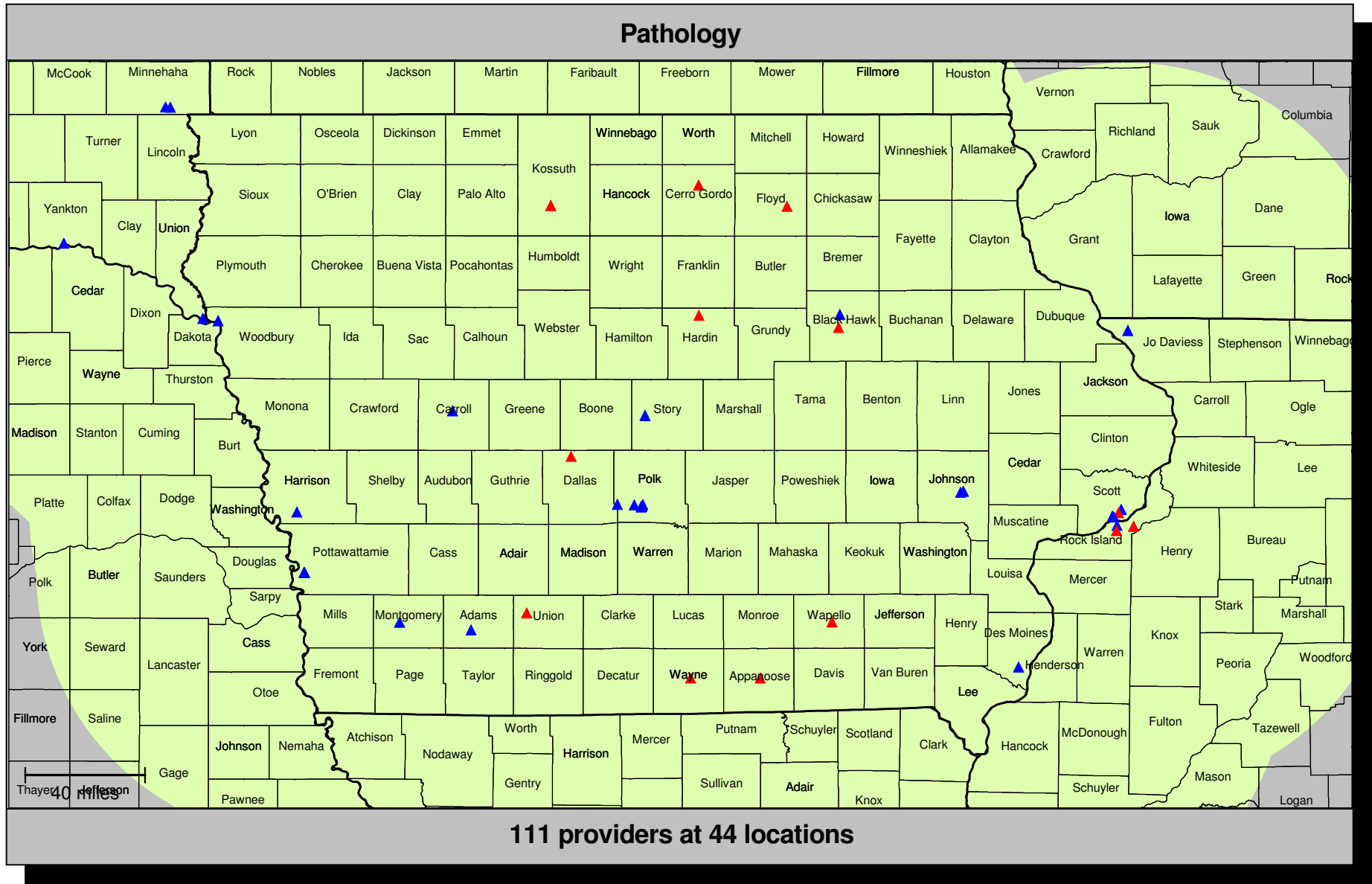
Accessibility summary

Accessibility analysis specifications	
Provider group:	Otolaryngology - Pediatric 145 providers at 119 locations
Member group:	IA Children Members 70,141 members
Access standard:	1 provider within 90 miles
All members:	70,141 (100.0%) 100.0% with access 0.0% without access

Average distance to a choice of providers for all members					
Number of providers	1	2	3	4	5
Miles	8.0	11.6	15.9	18.9	21.6

Key geographic areas				
Region	Total number of members	All members		
		Percent w	Percent wo	Average distance to 1 provider
East	26,123	100.0	0.0	7.2
Central	25,209	100.0	0.0	7.0
West	18,809	100.0	0.0	10.6

Provider locations



Accessibility summary

Accessibility analysis specifications	
Provider group:	Pathology 111 providers at 44 locations
Member group:	IA Mems 156,347 members
Access standard:	1 provider within 60 miles
All members:	156,347 (100.0%) 99.6% with access 0.4% without access

Average distance to a choice of providers for all members					
Number of providers	1	2	3	4	5
Miles	17.1	20.9	23.5	25.0	29.7

Key geographic areas				
Region	Total number of members	All members		
		Percent w	Percent wo	Average distance to 1 provider
East	60,105	99.9	0.1	18.0
Central	56,398	100.0	0.0	12.4
West	39,844	98.6	1.4	22.4

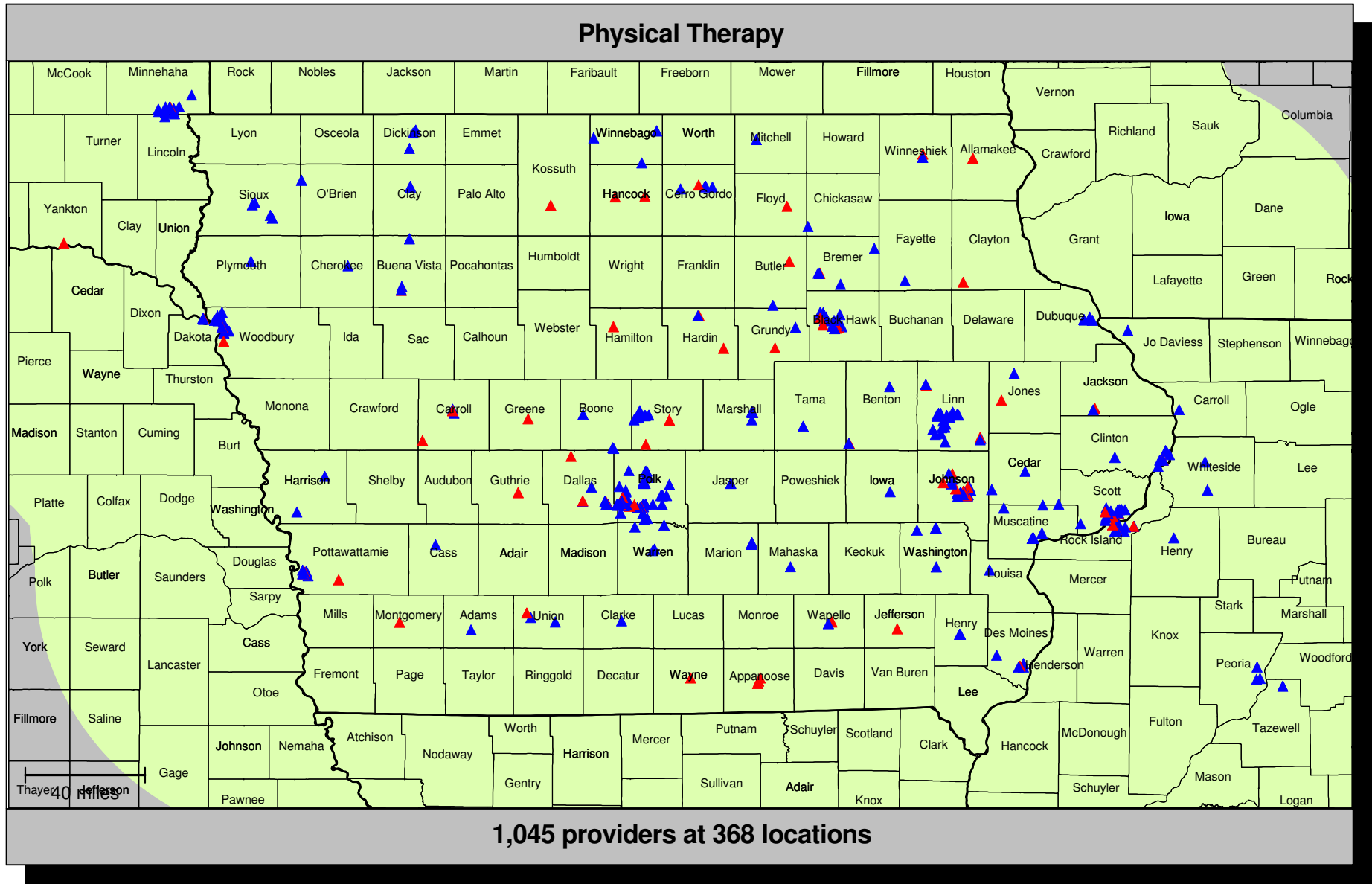
Accessibility summary

Accessibility analysis specifications	
Provider group:	Pathology 111 providers at 44 locations
Member group:	IA Mems 156,347 members
Access standard:	1 provider within 90 miles
All members:	156,347 (100.0%) 100.0% with access 0.0% without access

Average distance to a choice of providers for all members					
Number of providers	1	2	3	4	5
Miles	17.1	20.9	23.5	25.0	29.7

Key geographic areas				
Region	Total number of members	All members		
		Percent w	Percent wo	Average distance to 1 provider
East	60,105	100.0	0.0	18.0
Central	56,398	100.0	0.0	12.4
West	39,844	100.0	0.0	22.4

Provider locations



Accessibility summary

Accessibility analysis specifications	
Provider group:	Physical Therapy 1,045 providers at 368 locations
Member group:	IA Mems 156,347 members
Access standard:	1 provider within 60 miles
All members:	156,347 (100.0%) 100.0% with access 0.0% without access

Average distance to a choice of providers for all members					
Number of providers	1	2	3	4	5
Miles	5.7	7.1	7.6	8.0	8.8

Key geographic areas				
Region	Total number of members	All members		
		Percent w	Percent wo	Average distance to 1 provider
East	60,105	100.0	0.0	4.3
Central	56,398	100.0	0.0	4.1
West	39,844	100.0	0.0	10.0

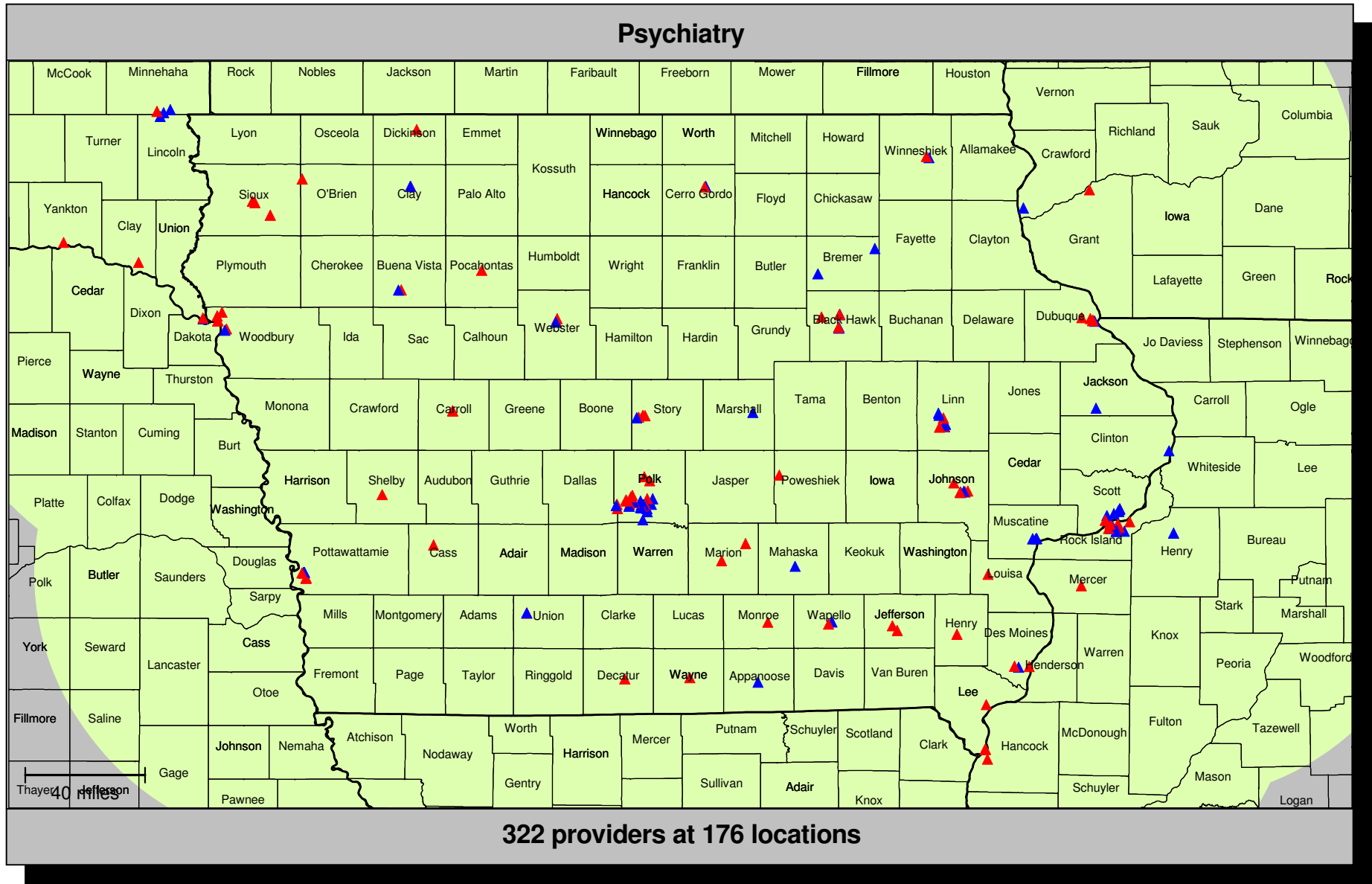
Accessibility summary

Accessibility analysis specifications	
Provider group:	Physical Therapy 1,045 providers at 368 locations
Member group:	IA Mems 156,347 members
Access standard:	1 provider within 90 miles
All members:	156,347 (100.0%) 100.0% with access 0.0% without access

Average distance to a choice of providers for all members					
Number of providers	1	2	3	4	5
Miles	5.7	7.1	7.6	8.0	8.8

Key geographic areas				
Region	Total number of members	All members		
		Percent w	Percent wo	Average distance to 1 provider
East	60,105	100.0	0.0	4.3
Central	56,398	100.0	0.0	4.1
West	39,844	100.0	0.0	10.0

Provider locations



Accessibility summary

Accessibility analysis specifications	
Provider group:	Psychiatry 322 providers at 176 locations
Member group:	IA Mems 156,347 members
Access standard:	1 provider within 60 miles
All members:	156,347 (100.0%) 100.0% with access 0.0% without access

Average distance to a choice of providers for all members					
Number of providers	1	2	3	4	5
Miles	8.3	10.0	12.0	14.8	15.9

Key geographic areas				
Region	Total number of members	All members		
		Percent w	Percent wo	Average distance to 1 provider
East	60,105	100.0	0.0	5.9
Central	56,398	100.0	0.0	7.3
West	39,844	100.0	0.0	13.6

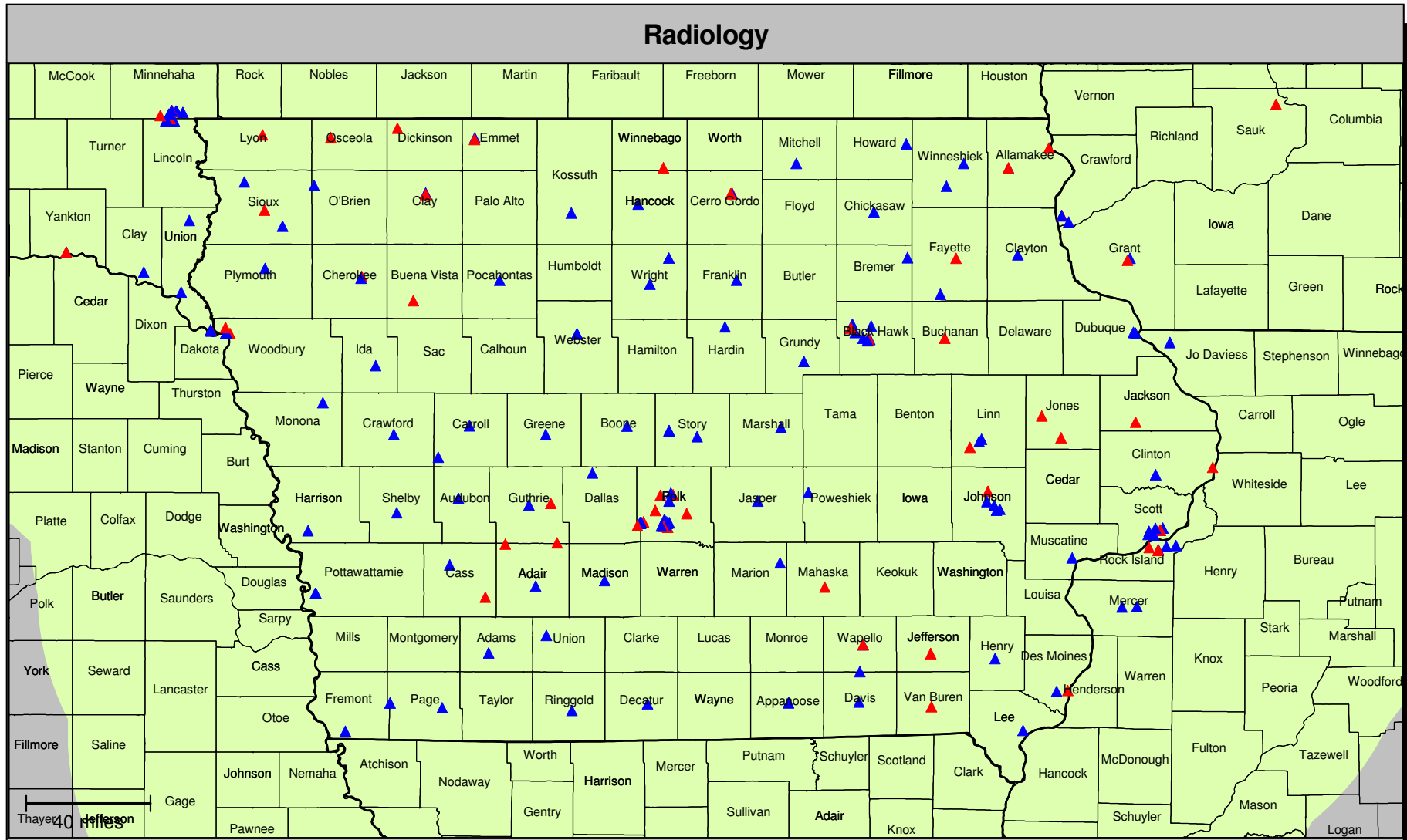
Accessibility summary

Accessibility analysis specifications	
Provider group:	Psychiatry 322 providers at 176 locations
Member group:	IA Mems 156,347 members
Access standard:	1 provider within 90 miles
All members:	156,347 (100.0%) 100.0% with access 0.0% without access

Average distance to a choice of providers for all members					
Number of providers	1	2	3	4	5
Miles	8.3	10.0	12.0	14.8	15.9

Key geographic areas				
Region	Total number of members	All members		
		Percent w	Percent wo	Average distance to 1 provider
East	60,105	100.0	0.0	5.9
Central	56,398	100.0	0.0	7.3
West	39,844	100.0	0.0	13.6

Provider locations



Accessibility summary

Accessibility analysis specifications	
Provider group:	Radiology 611 providers at 238 locations
Member group:	IA Mems 156,347 members
Access standard:	1 provider within 60 miles
All members:	156,347 (100.0%) 100.0% with access 0.0% without access

Average distance to a choice of providers for all members					
Number of providers	1	2	3	4	5
Miles	5.9	7.3	8.0	8.5	9.3

Key geographic areas				
Region	Total number of members	All members		
		Percent w	Percent wo	Average distance to 1 provider
East	60,105	100.0	0.0	5.0
Central	56,398	100.0	0.0	6.1
West	39,844	100.0	0.0	7.0

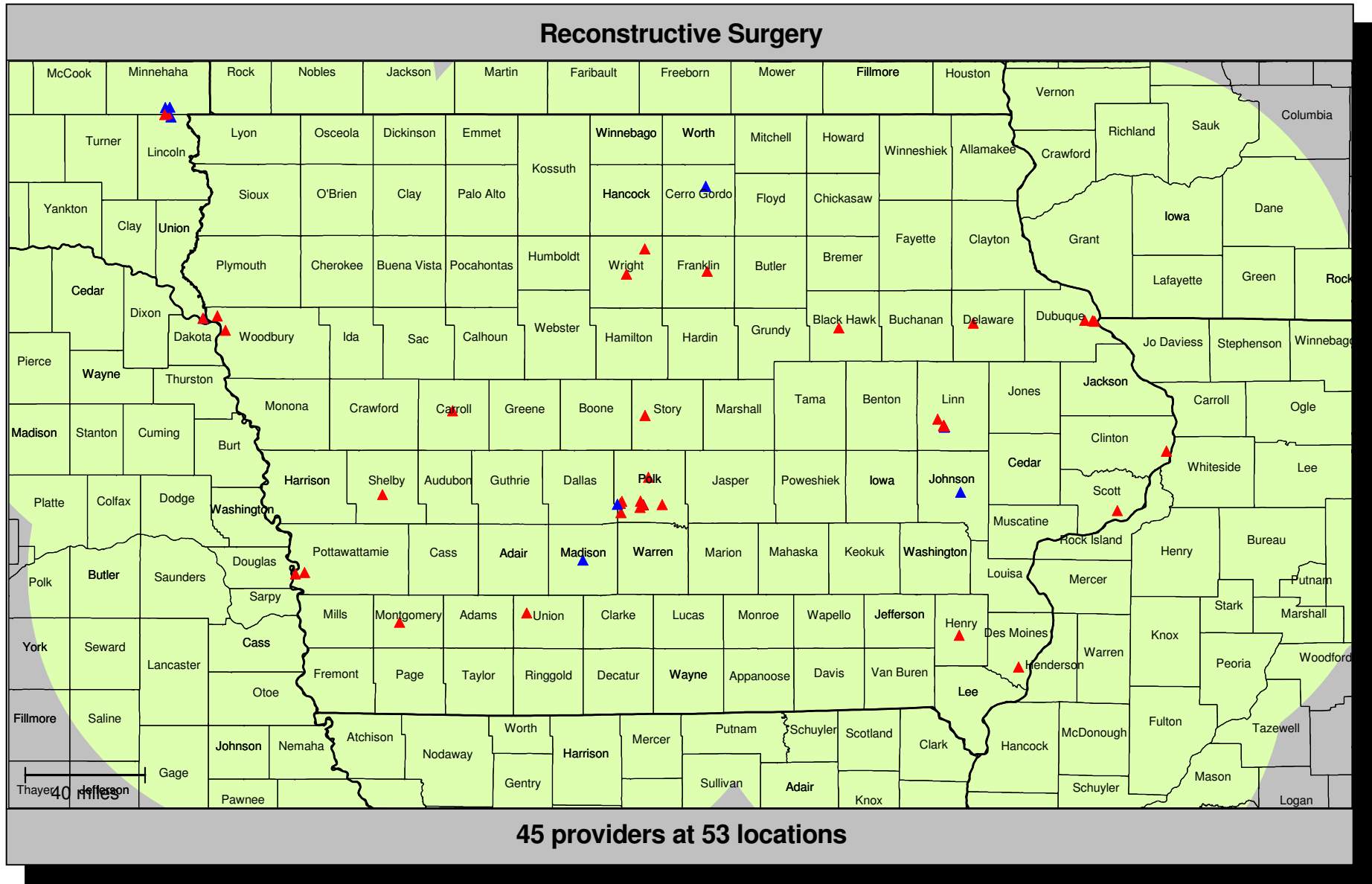
Accessibility summary

Accessibility analysis specifications	
Provider group:	Radiology 611 providers at 238 locations
Member group:	IA Mems 156,347 members
Access standard:	1 provider within 90 miles
All members:	156,347 (100.0%) 100.0% with access 0.0% without access

Average distance to a choice of providers for all members					
Number of providers	1	2	3	4	5
Miles	5.9	7.3	8.0	8.5	9.3

Key geographic areas				
Region	Total number of members	All members		
		Percent w	Percent wo	Average distance to 1 provider
East	60,105	100.0	0.0	5.0
Central	56,398	100.0	0.0	6.1
West	39,844	100.0	0.0	7.0

Provider locations



Accessibility summary

Accessibility analysis specifications	
Provider group:	Reconstructive Surgery 45 providers at 53 locations
Member group:	IA Mems 156,347 members
Access standard:	1 provider within 60 miles
All members:	156,347 (100.0%) 97.0% with access 3.0% without access

Average distance to a choice of providers for all members					
Number of providers	1	2	3	4	5
Miles	16.6	26.1	32.8	35.4	39.5

Key geographic areas				
Region	Total number of members	All members		
		Percent w	Percent wo	Average distance to 1 provider
East	60,105	99.6	0.4	11.4
Central	56,398	97.1	2.9	17.3
West	39,844	92.9	7.1	23.6

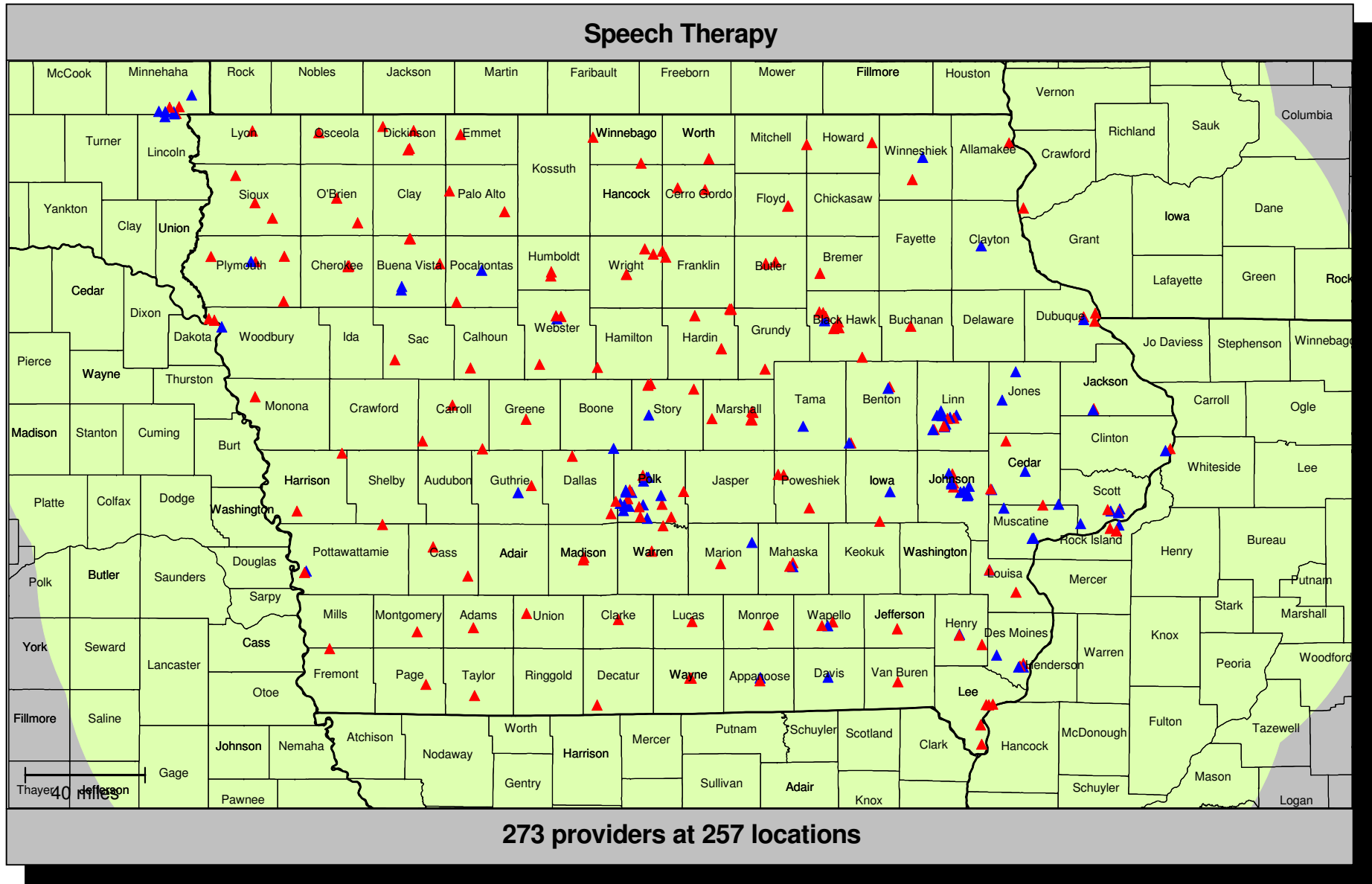
Accessibility summary

Accessibility analysis specifications	
Provider group:	Reconstructive Surgery 45 providers at 53 locations
Member group:	IA Mems 156,347 members
Access standard:	1 provider within 90 miles
All members:	156,347 (100.0%) 100.0% with access 0.0% without access

Average distance to a choice of providers for all members					
Number of providers	1	2	3	4	5
Miles	16.6	26.1	32.8	35.4	39.5

Key geographic areas				
Region	Total number of members	All members		
		Percent w	Percent wo	Average distance to 1 provider
East	60,105	100.0	0.0	11.4
Central	56,398	100.0	0.0	17.3
West	39,844	100.0	0.0	23.6

Provider locations



Accessibility summary

Accessibility analysis specifications	
Provider group:	Speech Therapy 273 providers at 257 locations
Member group:	IA Mems 156,347 members
Access standard:	1 provider within 60 miles
All members:	156,347 (100.0%) 100.0% with access 0.0% without access

Average distance to a choice of providers for all members					
Number of providers	1	2	3	4	5
Miles	4.8	7.5	9.2	10.9	12.4

Key geographic areas				
Region	Total number of members	All members		
		Percent w	Percent wo	Average distance to 1 provider
East	60,105	100.0	0.0	4.2
Central	56,398	100.0	0.0	4.1
West	39,844	100.0	0.0	6.7

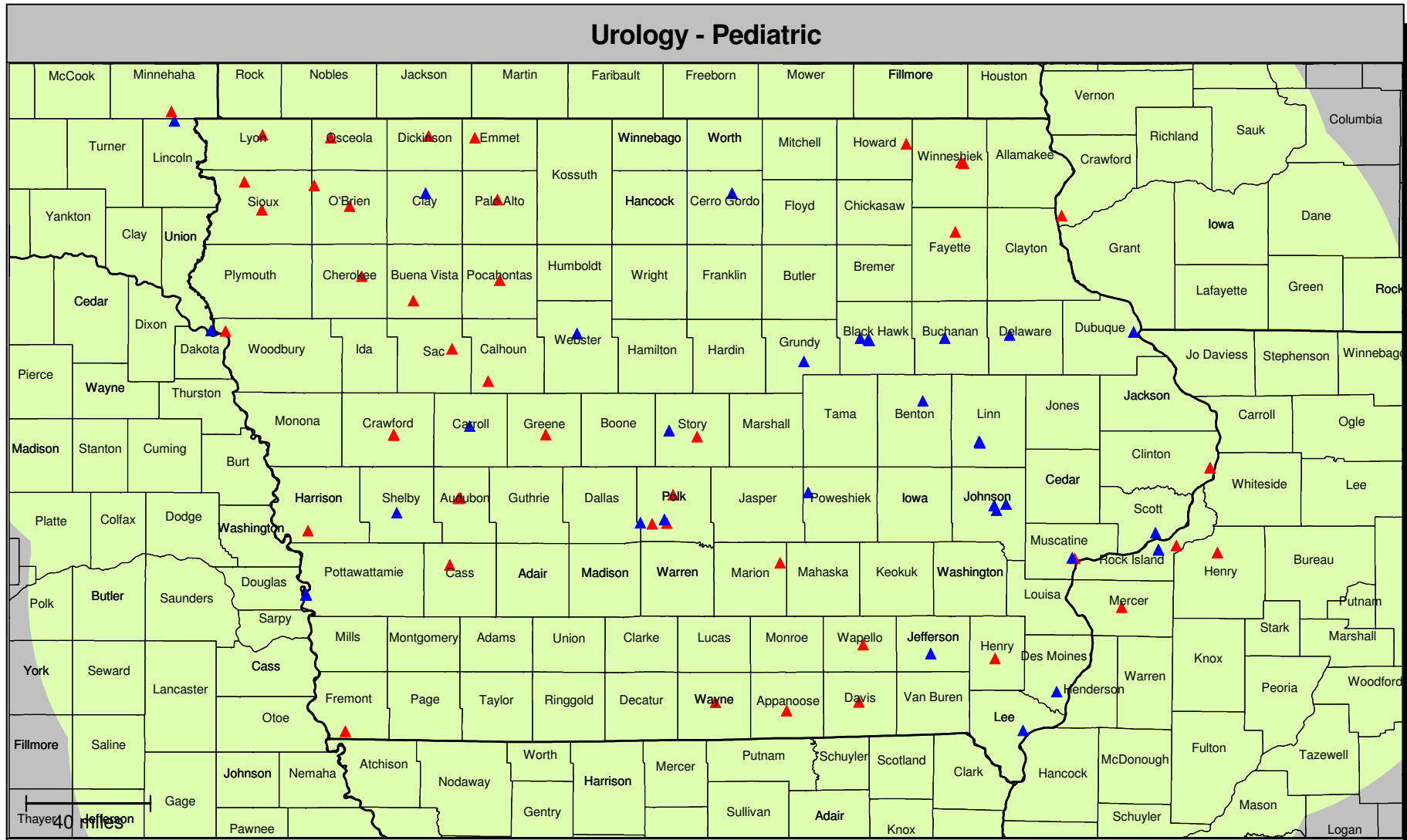
Accessibility summary

Accessibility analysis specifications	
Provider group:	Speech Therapy 273 providers at 257 locations
Member group:	IA Mems 156,347 members
Access standard:	1 provider within 90 miles
All members:	156,347 (100.0%) 100.0% with access 0.0% without access

Average distance to a choice of providers for all members					
Number of providers	1	2	3	4	5
Miles	4.8	7.5	9.2	10.9	12.4

Key geographic areas				
Region	Total number of members	All members		
		Percent w	Percent wo	Average distance to 1 provider
East	60,105	100.0	0.0	4.2
Central	56,398	100.0	0.0	4.1
West	39,844	100.0	0.0	6.7

Provider locations



112 providers at 87 locations

- ▲ Single provider locations
- ▲ Multiple provider locations

◻ 90 mile radius

Accessibility summary

Accessibility analysis specifications	
Provider group:	Urology - Pediatric 112 providers at 87 locations
Member group:	IA Children Members 70,141 members
Access standard:	1 provider within 60 miles
All members:	70,141 (100.0%) 100.0% with access 0.0% without access

Average distance to a choice of providers for all members					
Number of providers	1	2	3	4	5
Miles	9.6	12.9	16.1	19.9	21.9

Key geographic areas				
Region	Total number of members	All members		
		Percent w	Percent wo	Average distance to 1 provider
East	26,123	100.0	0.0	7.4
Central	25,209	100.0	0.0	9.8
West	18,809	100.0	0.0	12.3

Accessibility summary

Accessibility analysis specifications	
Provider group:	Urology - Pediatric 112 providers at 87 locations
Member group:	IA Children Members 70,141 members
Access standard:	1 provider within 90 miles
All members:	70,141 (100.0%) 100.0% with access 0.0% without access

Average distance to a choice of providers for all members					
Number of providers	1	2	3	4	5
Miles	9.6	12.9	16.1	19.9	21.9

Key geographic areas				
Region	Total number of members	All members		
		Percent w	Percent wo	Average distance to 1 provider
East	26,123	100.0	0.0	7.4
Central	25,209	100.0	0.0	9.8
West	18,809	100.0	0.0	12.3