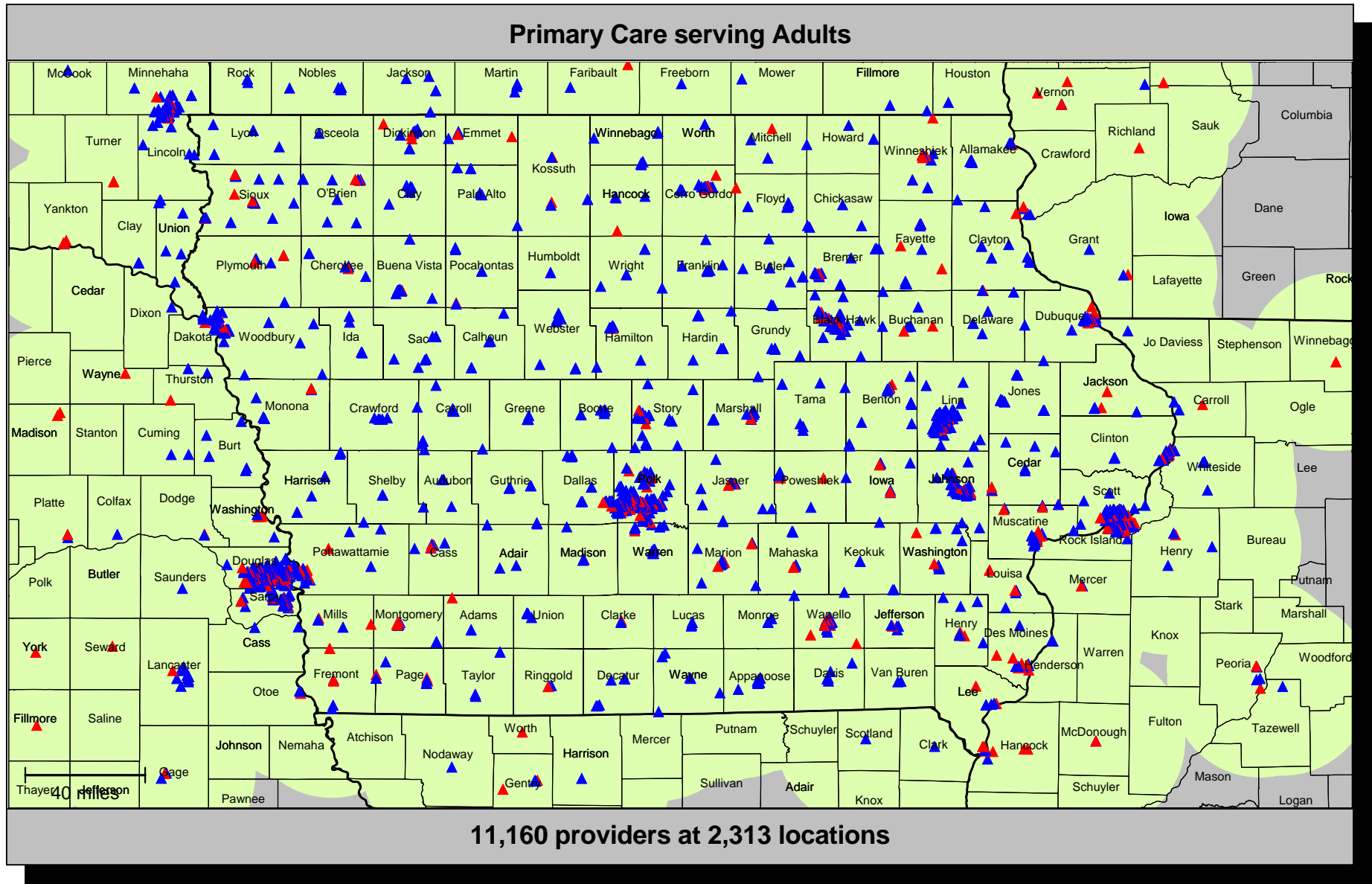


# Provider locations



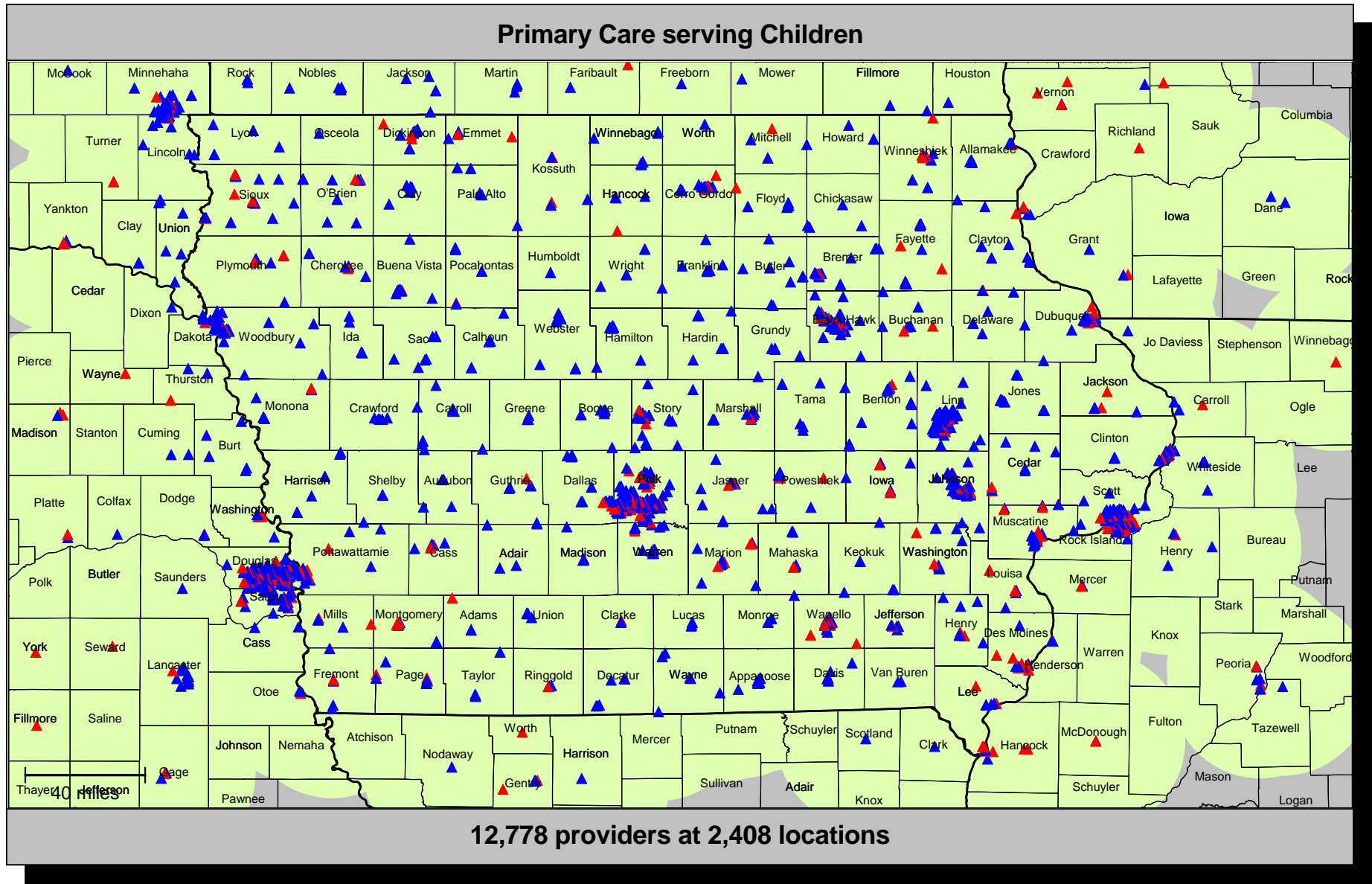
## Accessibility summary

Accessibility analysis specifications	
Provider group:	<b>Primary Care serving Adults</b> 11,160 providers at 2,313 locations
Member group:	<b>IA Adult Members</b> 67,085 members
Access standard:	<b>1 provider within 30 miles</b>
All members:	67,085 (100.0%) 100.0% with access 0.0% without access

Average distance to a choice of providers for all members					
Number of providers	1	2	3	4	5
Miles	1.7	1.8	1.9	2.1	2.2

Key geographic areas				
Region	Total number of members	All members		
		Percent w	Percent wo	Average distance to 1 provider
East	26,743	100.0	0.0	1.5
Central	24,400	100.0	0.0	1.5
West	15,942	100.0	0.0	2.3

# Provider locations



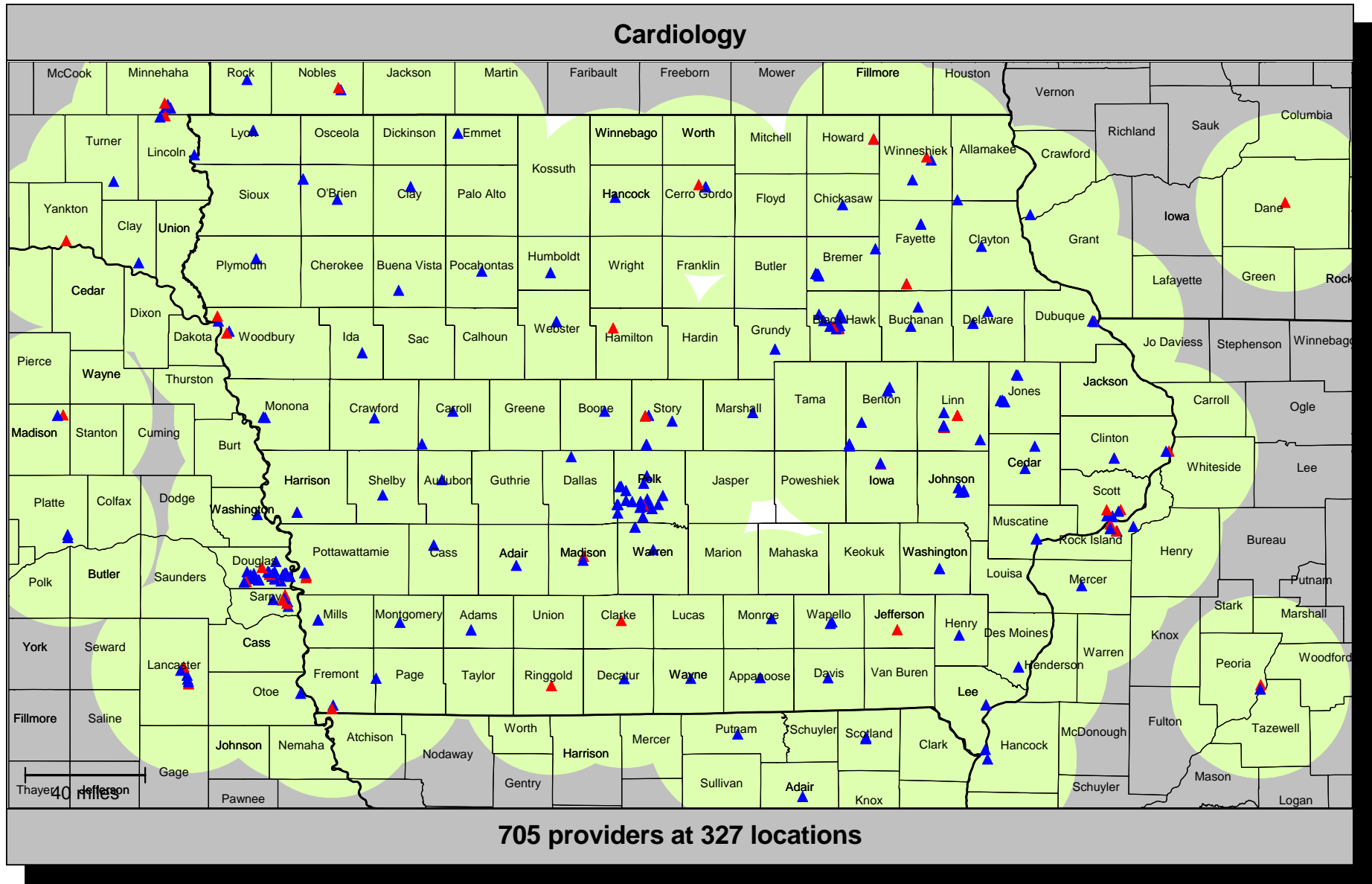
## Accessibility summary

Accessibility analysis specifications	
Provider group:	<b>Primary Care serving Children</b> 12,778 providers at 2,408 locations
Member group:	<b>IA Children Members</b> 70,141 members
Access standard:	<b>1 provider within 30 miles</b>
All members:	70,141 (100.0%) 100.0% with access 0.0% without access

Average distance to a choice of providers for all members					
Number of providers	1	2	3	4	5
Miles	1.7	1.9	2.0	2.1	2.2

Key geographic areas				
Region	Total number of members	All members		
		Percent w	Percent wo	Average distance to 1 provider
East	26,123	100.0	0.0	1.5
Central	25,209	100.0	0.0	1.6
West	18,809	100.0	0.0	2.3

# Provider locations



- ▲ Single provider locations
- ▲ Multiple provider locations

□ 30 mile radius

## Accessibility summary

Accessibility analysis specifications	
Provider group:	<b>Cardiology</b> 705 providers at 327 locations
Member group:	<b>IA Mems</b> 156,347 members
Access standard:	<b>1 provider within 60 miles</b>
All members:	156,347 (100.0%) 100.0% with access 0.0% without access

Average distance to a choice of providers for all members					
Number of providers	1	2	3	4	5
Miles	6.0	6.4	6.9	7.9	8.6

Key geographic areas				
Region	Total number of members	All members		
		Percent w	Percent wo	Average distance to 1 provider
East	60,105	100.0	0.0	4.1
Central	56,398	100.0	0.0	6.7
West	39,844	100.0	0.0	7.9

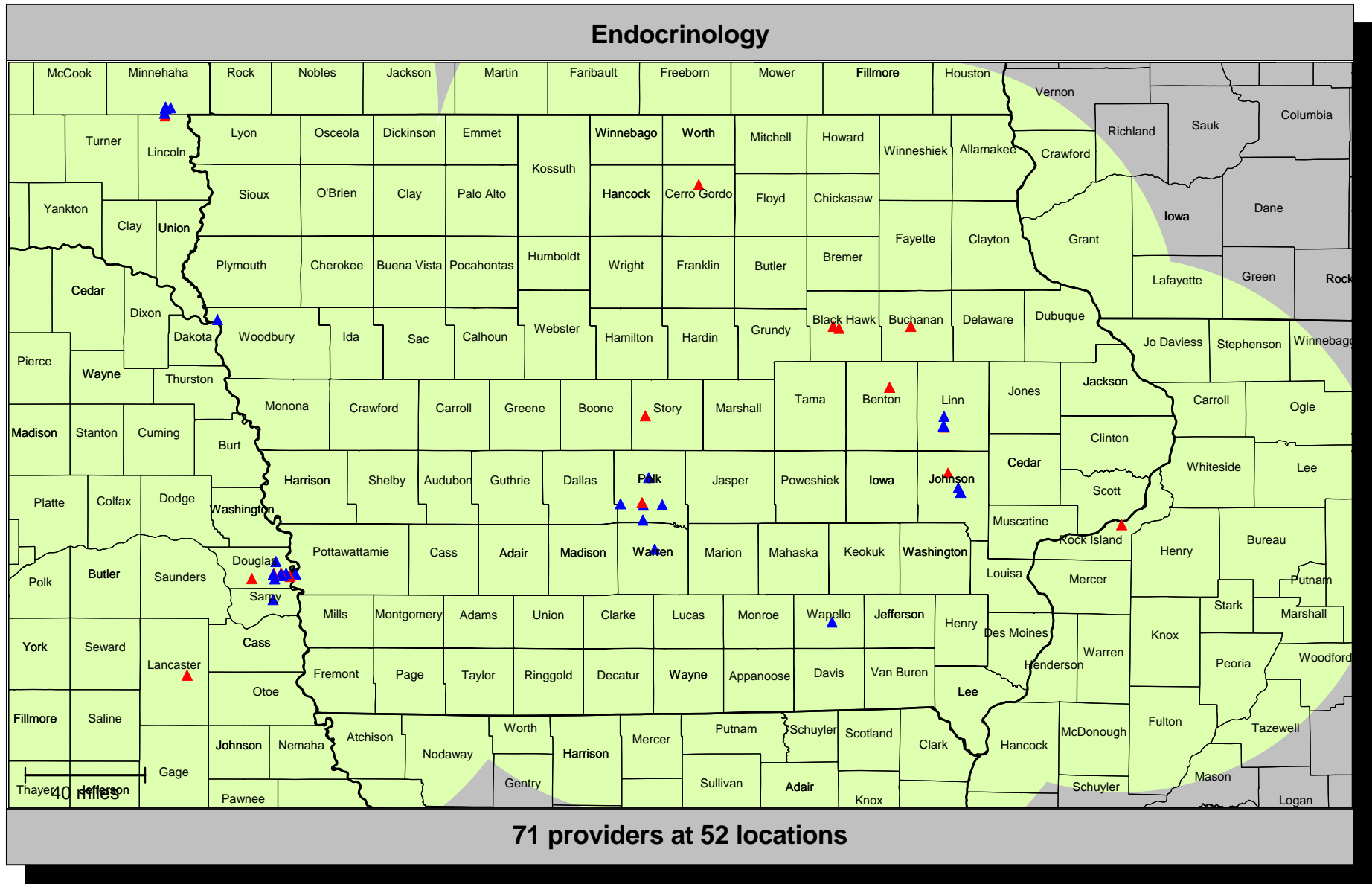
## Accessibility summary

Accessibility analysis specifications	
Provider group:	<b>Cardiology</b> 705 providers at 327 locations
Member group:	<b>IA Mems</b> 156,347 members
Access standard:	<b>1 provider within 90 miles</b>
All members:	156,347 (100.0%) 100.0% with access 0.0% without access

Average distance to a choice of providers for all members					
Number of providers	1	2	3	4	5
Miles	6.0	6.4	6.9	7.9	8.6

Key geographic areas				
Region	Total number of members	All members		
		Percent w	Percent wo	Average distance to 1 provider
East	60,105	100.0	0.0	4.1
Central	56,398	100.0	0.0	6.7
West	39,844	100.0	0.0	7.9

# Provider locations





## Accessibility summary

Accessibility analysis specifications	
Provider group:	<b>Endocrinology</b> 71 providers at 52 locations
Member group:	<b>IA Mems</b> 156,347 members
Access standard:	<b>1 provider within 60 miles</b>
All members:	156,347 (100.0%) 89.0% with access 11.0% without access

Average distance to a choice of providers for all members					
Number of providers	1	2	3	4	5
Miles	22.8	30.7	36.5	37.8	42.5

Key geographic areas				
Region	Total number of members	All members		
		Percent w	Percent wo	Average distance to 1 provider
East	60,105	86.1	13.9	22.8
Central	56,398	100.0	0.0	13.1
West	39,844	77.7	22.3	36.7

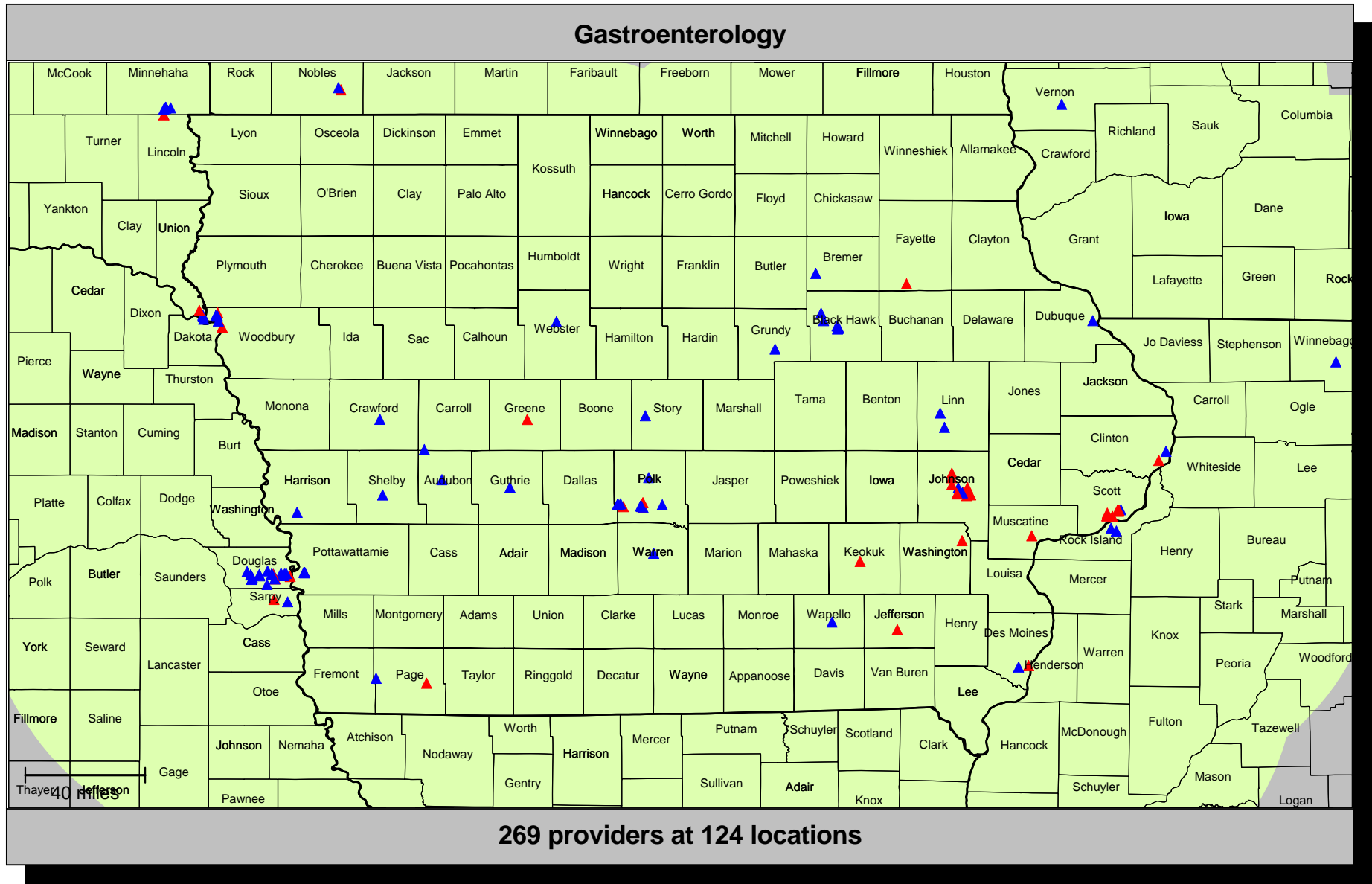
## Accessibility summary

Accessibility analysis specifications	
Provider group:	<b>Endocrinology</b> 71 providers at 52 locations
Member group:	<b>IA Mems</b> 156,347 members
Access standard:	<b>1 provider within 90 miles</b>
All members:	156,347 (100.0%) 100.0% with access 0.0% without access

Average distance to a choice of providers for all members					
Number of providers	1	2	3	4	5
Miles	22.8	30.7	36.5	37.8	42.5

Key geographic areas				
Region	Total number of members	All members		
		Percent w	Percent wo	Average distance to 1 provider
East	60,105	100.0	0.0	22.8
Central	56,398	100.0	0.0	13.1
West	39,844	99.9	0.1	36.7

# Provider locations



## Accessibility summary

Accessibility analysis specifications	
Provider group:	<b>Gastroenterology</b> 269 providers at 124 locations
Member group:	<b>IA Mems</b> 156,347 members
Access standard:	<b>1 provider within 60 miles</b>
All members:	156,347 (100.0%) 98.9% with access 1.1% without access

Average distance to a choice of providers for all members					
Number of providers	1	2	3	4	5
Miles	13.4	15.0	16.7	19.6	21.7

Key geographic areas				
Region	Total number of members	All members		
		Percent w	Percent wo	Average distance to 1 provider
East	60,105	100.0	0.0	8.5
Central	56,398	98.7	1.3	14.1
West	39,844	97.6	2.4	19.9

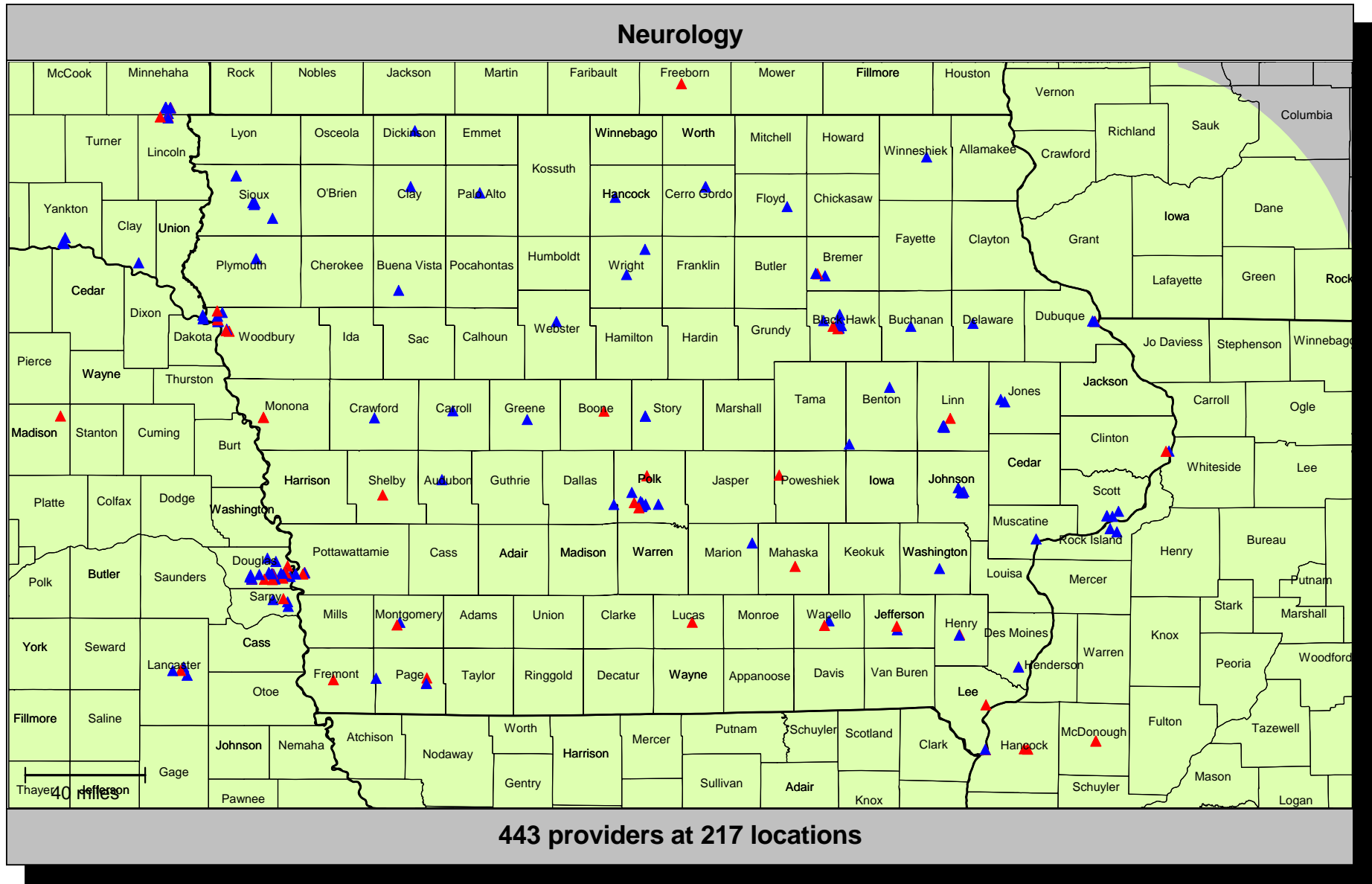
## Accessibility summary

Accessibility analysis specifications	
Provider group:	<b>Gastroenterology</b> 269 providers at 124 locations
Member group:	<b>IA Mems</b> 156,347 members
Access standard:	<b>1 provider within 90 miles</b>
All members:	156,347 (100.0%) 100.0% with access 0.0% without access

Average distance to a choice of providers for all members					
Number of providers	1	2	3	4	5
Miles	13.4	15.0	16.7	19.6	21.7

Key geographic areas				
Region	Total number of members	All members		
		Percent w	Percent wo	Average distance to 1 provider
East	60,105	100.0	0.0	8.5
Central	56,398	100.0	0.0	14.1
West	39,844	100.0	0.0	19.9

# Provider locations



## Accessibility summary

Accessibility analysis specifications	
Provider group:	<b>Neurology</b> 443 providers at 217 locations
Member group:	<b>IA Mems</b> 156,347 members
Access standard:	<b>1 provider within 60 miles</b>
All members:	156,347 (100.0%) 100.0% with access 0.0% without access

Average distance to a choice of providers for all members					
Number of providers	1	2	3	4	5
Miles	8.1	9.4	11.2	12.4	13.5

Key geographic areas				
Region	Total number of members	All members		
		Percent w	Percent wo	Average distance to 1 provider
East	60,105	100.0	0.0	5.8
Central	56,398	100.0	0.0	8.5
West	39,844	100.0	0.0	10.9

## Accessibility summary

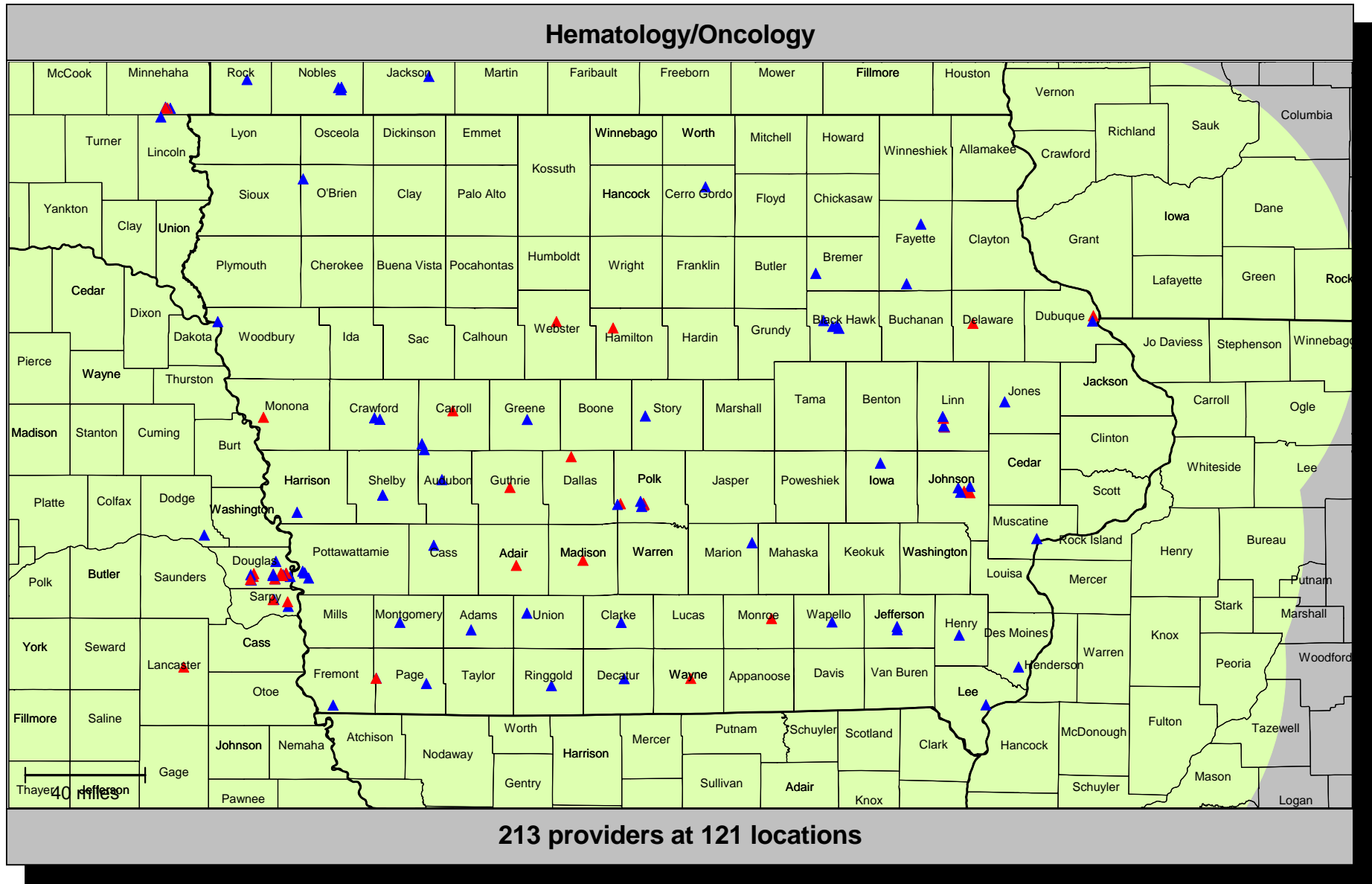
Accessibility analysis specifications	
Provider group:	<b>Neurology</b> 443 providers at 217 locations
Member group:	<b>IA Mems</b> 156,347 members
Access standard:	<b>1 provider within 90 miles</b>
All members:	156,347 (100.0%) 100.0% with access 0.0% without access

Average distance to a choice of providers for all members					
Number of providers	1	2	3	4	5
Miles	8.1	9.4	11.2	12.4	13.5

Key geographic areas				
Region	Total number of members	All members		
		Percent w	Percent wo	Average distance to 1 provider
East	60,105	100.0	0.0	5.8
Central	56,398	100.0	0.0	8.5
West	39,844	100.0	0.0	10.9



# Provider locations



## Accessibility summary

Accessibility analysis specifications	
Provider group:	<b>Hematology/Oncology</b> 213 providers at 121 locations
Member group:	<b>IA Mems</b> 156,347 members
Access standard:	<b>1 provider within 60 miles</b>
All members:	156,347 (100.0%) 99.7% with access 0.3% without access

Average distance to a choice of providers for all members					
Number of providers	1	2	3	4	5
Miles	12.5	13.7	15.0	16.0	19.6

Key geographic areas				
Region	Total number of members	All members		
		Percent w	Percent wo	Average distance to 1 provider
East	60,105	99.2	0.8	13.9
Central	56,398	100.0	0.0	10.9
West	39,844	100.0	0.0	12.6

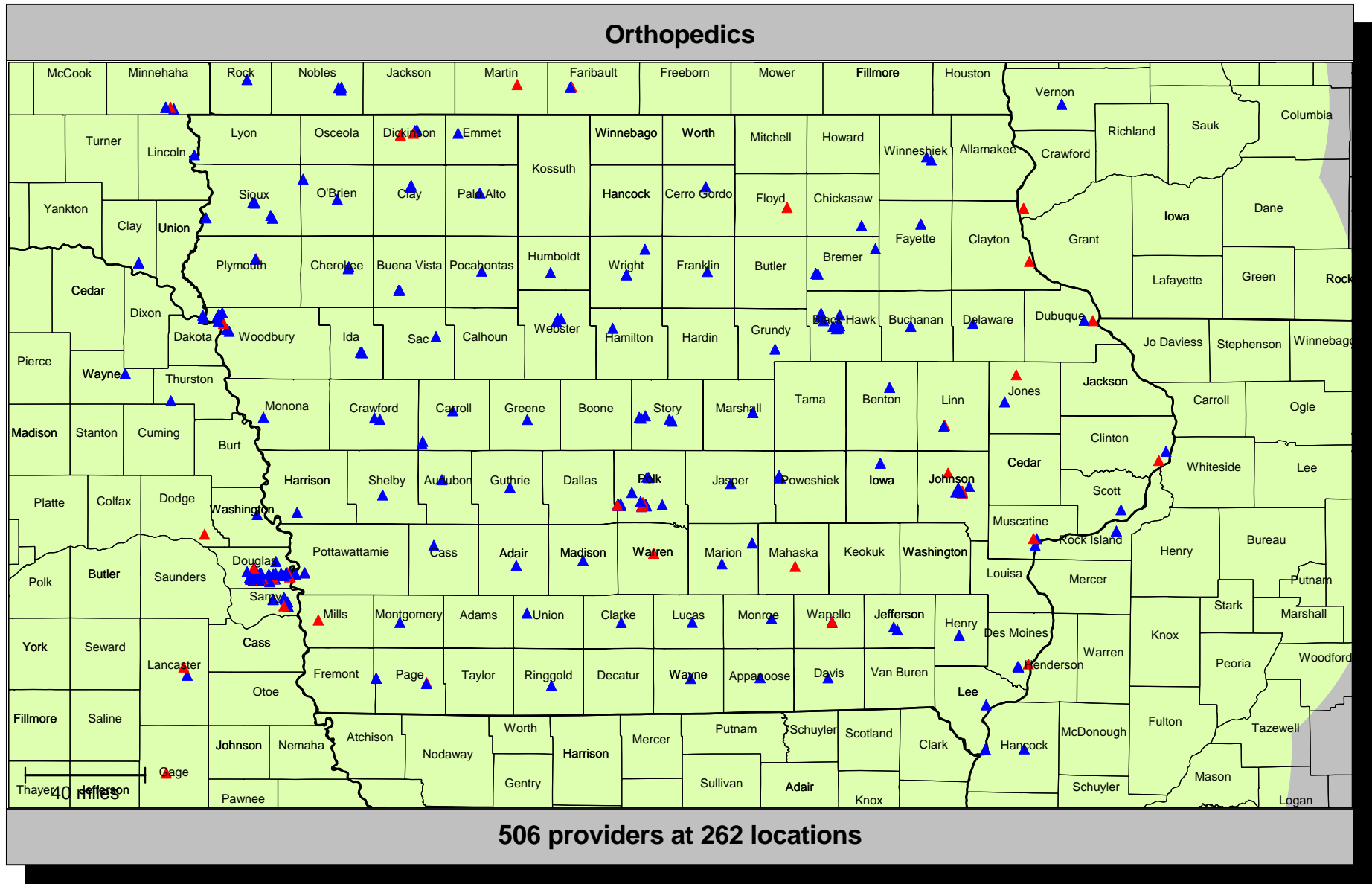
## Accessibility summary

Accessibility analysis specifications	
Provider group:	<b>Hematology/Oncology</b> 213 providers at 121 locations
Member group:	<b>IA Mems</b> 156,347 members
Access standard:	<b>1 provider within 90 miles</b>
All members:	156,347 (100.0%) 100.0% with access 0.0% without access

Average distance to a choice of providers for all members					
Number of providers	1	2	3	4	5
Miles	12.5	13.7	15.0	16.0	19.6

Key geographic areas				
Region	Total number of members	All members		
		Percent w	Percent wo	Average distance to 1 provider
East	60,105	100.0	0.0	13.9
Central	56,398	100.0	0.0	10.9
West	39,844	100.0	0.0	12.6

# Provider locations



## Accessibility summary

Accessibility analysis specifications	
Provider group:	<b>Orthopedics</b> 506 providers at 262 locations
Member group:	<b>IA Mems</b> 156,347 members
Access standard:	<b>1 provider within 60 miles</b>
All members:	156,347 (100.0%) 100.0% with access 0.0% without access

Average distance to a choice of providers for all members					
Number of providers	1	2	3	4	5
Miles	5.9	6.5	7.4	9.2	11.1

Key geographic areas				
Region	Total number of members	All members		
		Percent w	Percent wo	Average distance to 1 provider
East	60,105	100.0	0.0	6.1
Central	56,398	100.0	0.0	5.4
West	39,844	100.0	0.0	6.2

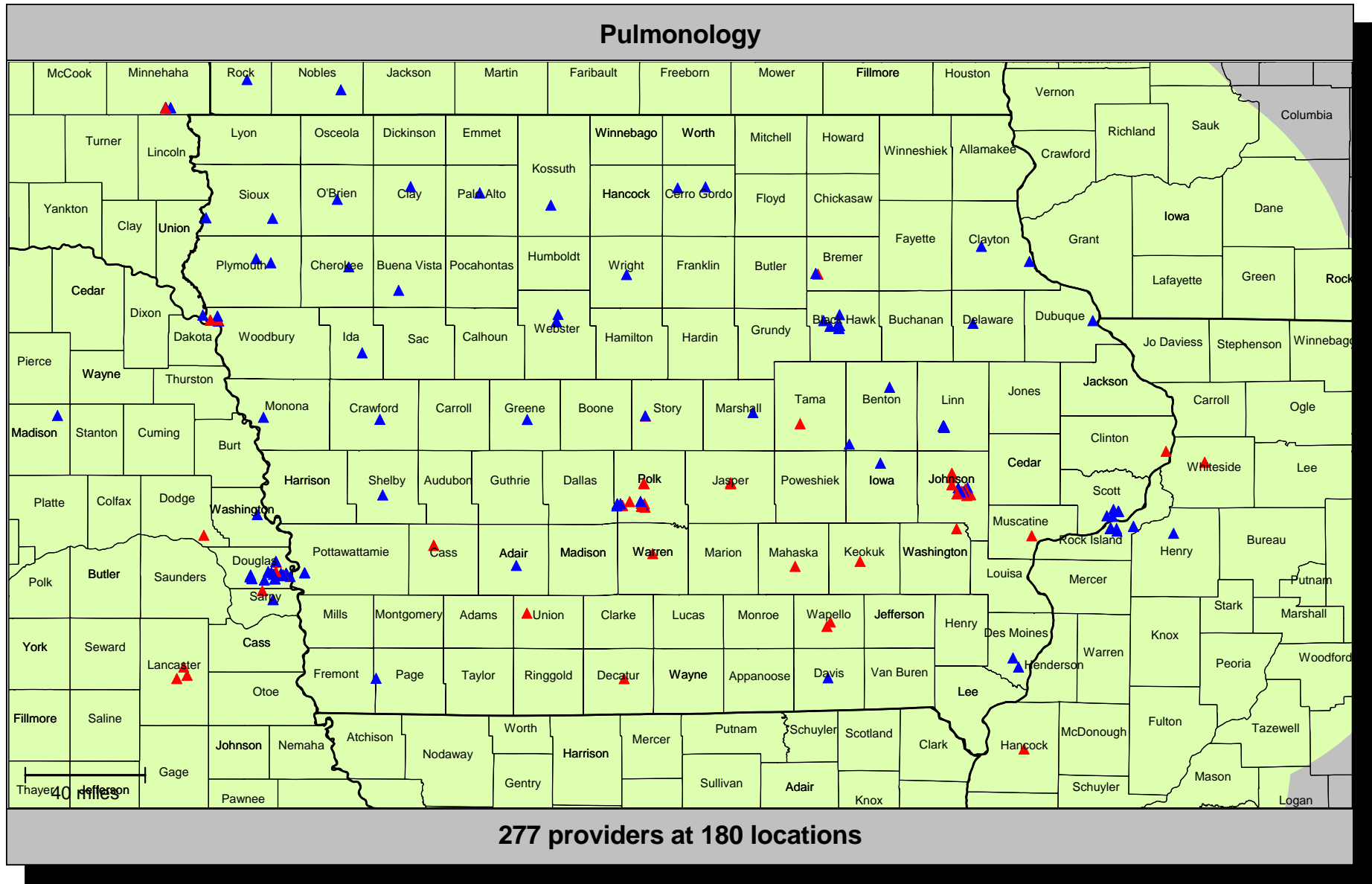
## Accessibility summary

Accessibility analysis specifications	
Provider group:	<b>Orthopedics</b> 506 providers at 262 locations
Member group:	<b>IA Mems</b> 156,347 members
Access standard:	<b>1 provider within 90 miles</b>
All members:	156,347 (100.0%) 100.0% with access 0.0% without access

Average distance to a choice of providers for all members					
Number of providers	1	2	3	4	5
Miles	5.9	6.5	7.4	9.2	11.1

Key geographic areas				
Region	Total number of members	All members		
		Percent w	Percent wo	Average distance to 1 provider
East	60,105	100.0	0.0	6.1
Central	56,398	100.0	0.0	5.4
West	39,844	100.0	0.0	6.2

# Provider locations



## Accessibility summary

Accessibility analysis specifications	
Provider group:	<b>Pulmonology</b> 277 providers at 180 locations
Member group:	<b>IA Mems</b> 156,347 members
Access standard:	<b>1 provider within 60 miles</b>
All members:	156,347 (100.0%) 100.0% with access 0.0% without access

Average distance to a choice of providers for all members					
Number of providers	1	2	3	4	5
Miles	8.5	10.2	13.2	14.4	15.7

Key geographic areas				
Region	Total number of members	All members		
		Percent w	Percent wo	Average distance to 1 provider
East	60,105	100.0	0.0	8.0
Central	56,398	100.0	0.0	8.0
West	39,844	100.0	0.0	9.9



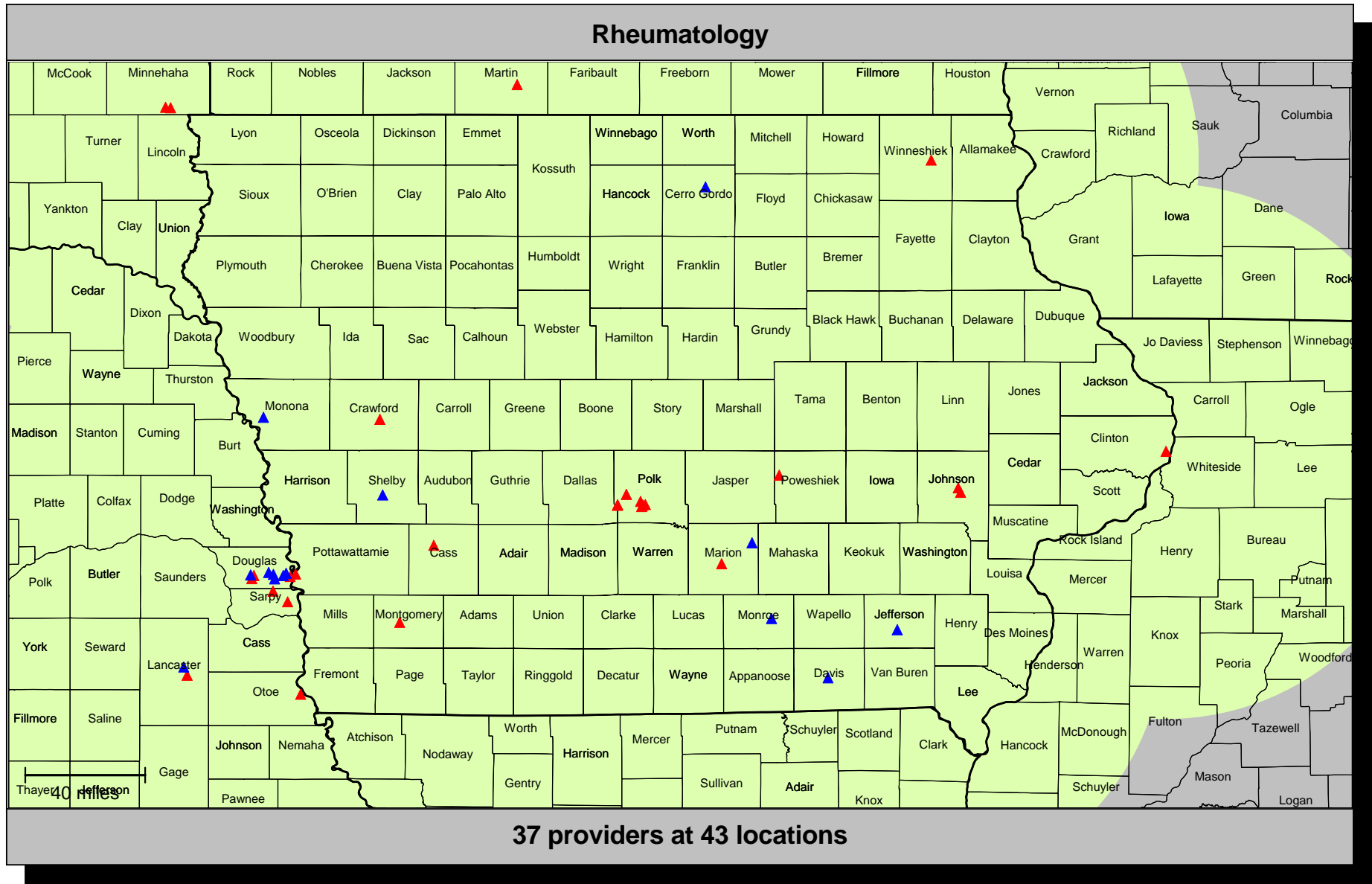
## Accessibility summary

Accessibility analysis specifications	
Provider group:	<b>Pulmonology</b> 277 providers at 180 locations
Member group:	<b>IA Mems</b> 156,347 members
Access standard:	<b>1 provider within 90 miles</b>
All members:	156,347 (100.0%) 100.0% with access 0.0% without access

Average distance to a choice of providers for all members					
Number of providers	1	2	3	4	5
Miles	8.5	10.2	13.2	14.4	15.7

Key geographic areas				
Region	Total number of members	All members		
		Percent w	Percent wo	Average distance to 1 provider
East	60,105	100.0	0.0	8.0
Central	56,398	100.0	0.0	8.0
West	39,844	100.0	0.0	9.9

# Provider locations



## Accessibility summary

Accessibility analysis specifications	
Provider group:	<b>Rheumatology</b> 37 providers at 43 locations
Member group:	<b>IA Mems</b> 156,347 members
Access standard:	<b>1 provider within 60 miles</b>
All members:	156,347 (100.0%) 91.6% with access 8.4% without access

Average distance to a choice of providers for all members					
Number of providers	1	2	3	4	5
Miles	27.7	35.3	44.9	53.8	57.4

Key geographic areas				
Region	Total number of members	All members		
		Percent w	Percent wo	Average distance to 1 provider
East	60,105	85.6	14.4	36.3
Central	56,398	100.0	0.0	13.7
West	39,844	88.9	11.1	34.6

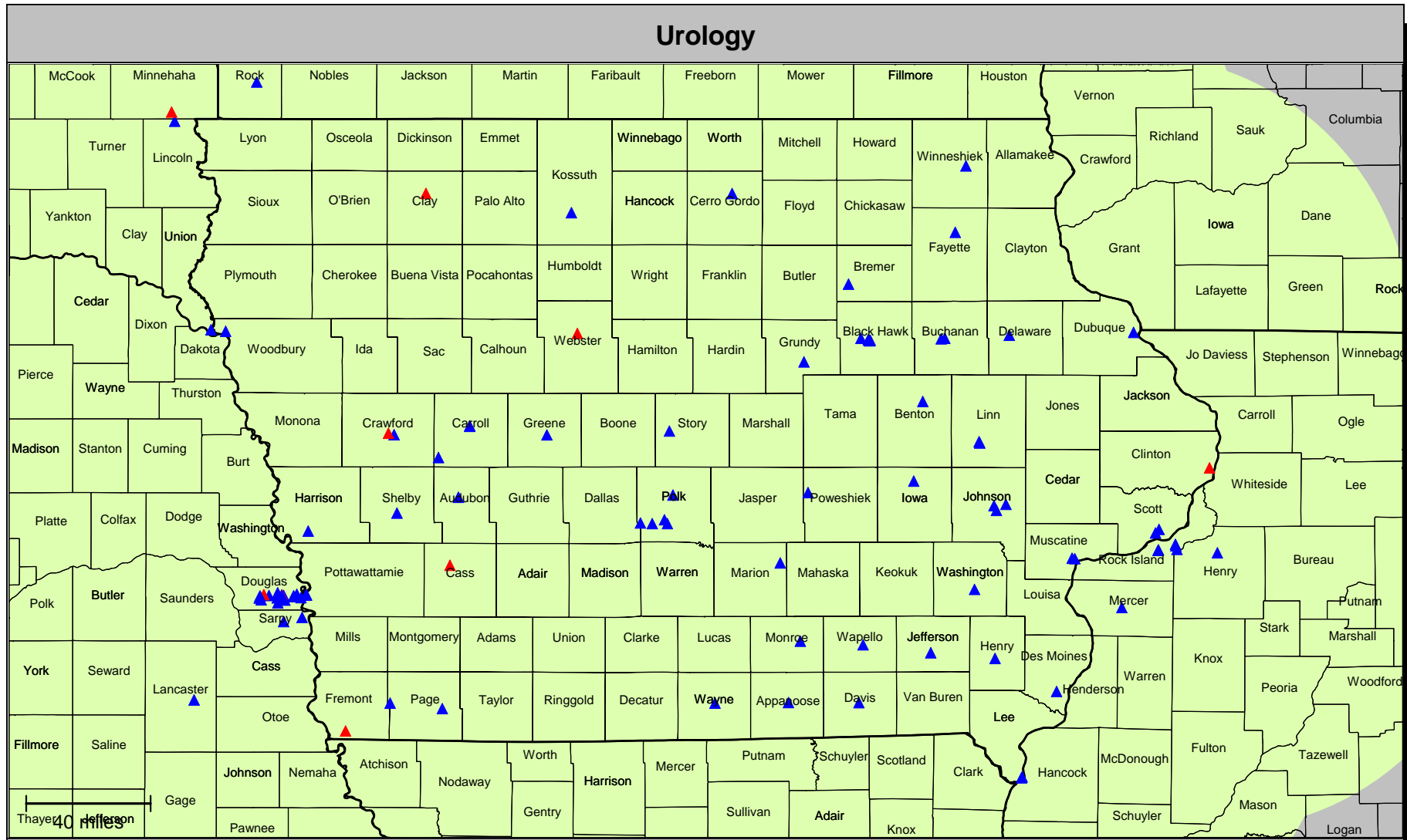
## Accessibility summary

Accessibility analysis specifications	
Provider group:	<b>Rheumatology</b> 37 providers at 43 locations
Member group:	<b>IA Mems</b> 156,347 members
Access standard:	<b>1 provider within 90 miles</b>
All members:	156,347 (100.0%) 100.0% with access 0.0% without access

Average distance to a choice of providers for all members					
Number of providers	1	2	3	4	5
Miles	27.7	35.3	44.9	53.8	57.4

Key geographic areas				
Region	Total number of members	All members		
		Percent w	Percent wo	Average distance to 1 provider
East	60,105	100.0	0.0	36.3
Central	56,398	100.0	0.0	13.7
West	39,844	100.0	0.0	34.6

# Provider locations



**178 providers at 97 locations**

- ▲ Single provider locations
- ▲ Multiple provider locations

◻ 90 mile radius

## Accessibility summary

Accessibility analysis specifications	
Provider group:	<b>Urology</b> 178 providers at 97 locations
Member group:	<b>IA Mems</b> 156,347 members
Access standard:	<b>1 provider within 60 miles</b>
All members:	156,347 (100.0%) 100.0% with access 0.0% without access

Average distance to a choice of providers for all members					
Number of providers	1	2	3	4	5
Miles	9.9	11.8	14.5	15.9	18.4

Key geographic areas				
Region	Total number of members	All members		
		Percent w	Percent wo	Average distance to 1 provider
East	60,105	100.0	0.0	6.9
Central	56,398	100.0	0.0	9.3
West	39,844	100.0	0.0	15.3

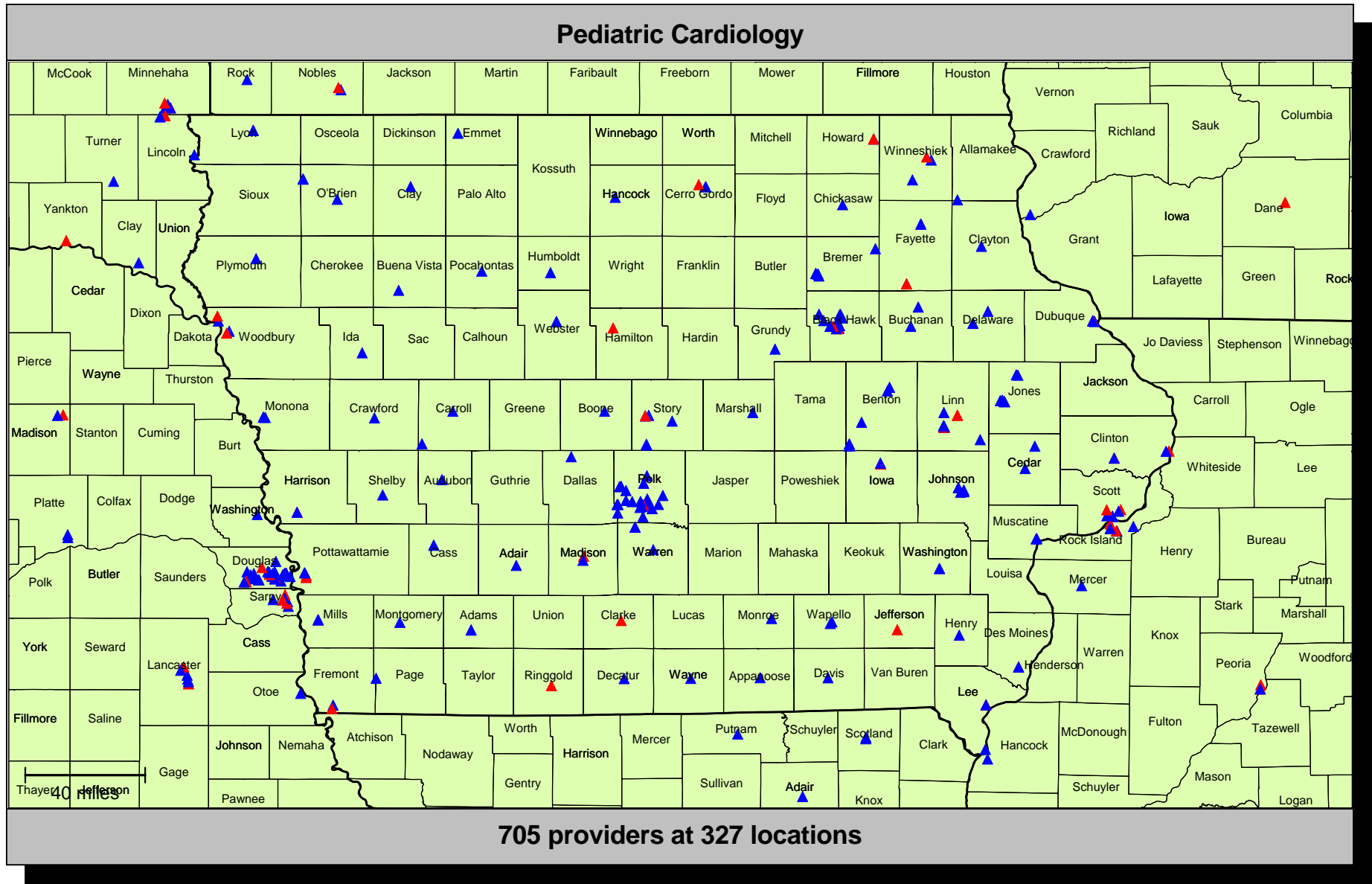
## Accessibility summary

Accessibility analysis specifications	
Provider group:	<b>Urology</b> 178 providers at 97 locations
Member group:	<b>IA Mems</b> 156,347 members
Access standard:	<b>1 provider within 90 miles</b>
All members:	156,347 (100.0%) 100.0% with access 0.0% without access

Average distance to a choice of providers for all members					
Number of providers	1	2	3	4	5
Miles	9.9	11.8	14.5	15.9	18.4

Key geographic areas				
Region	Total number of members	All members		
		Percent w	Percent wo	Average distance to 1 provider
East	60,105	100.0	0.0	6.9
Central	56,398	100.0	0.0	9.3
West	39,844	100.0	0.0	15.3

# Provider locations





## Accessibility summary

Accessibility analysis specifications	
Provider group:	<b>Pediatric Cardiology</b> 705 providers at 327 locations
Member group:	<b>IA Children Members</b> 70,141 members
Access standard:	<b>1 provider within 60 miles</b>
All members:	70,141 (100.0%) 100.0% with access 0.0% without access

Average distance to a choice of providers for all members					
Number of providers	1	2	3	4	5
Miles	6.1	6.5	7.0	8.0	8.6

Key geographic areas				
Region	Total number of members	All members		
		Percent w	Percent wo	Average distance to 1 provider
East	26,123	100.0	0.0	4.3
Central	25,209	100.0	0.0	6.6
West	18,809	100.0	0.0	7.9

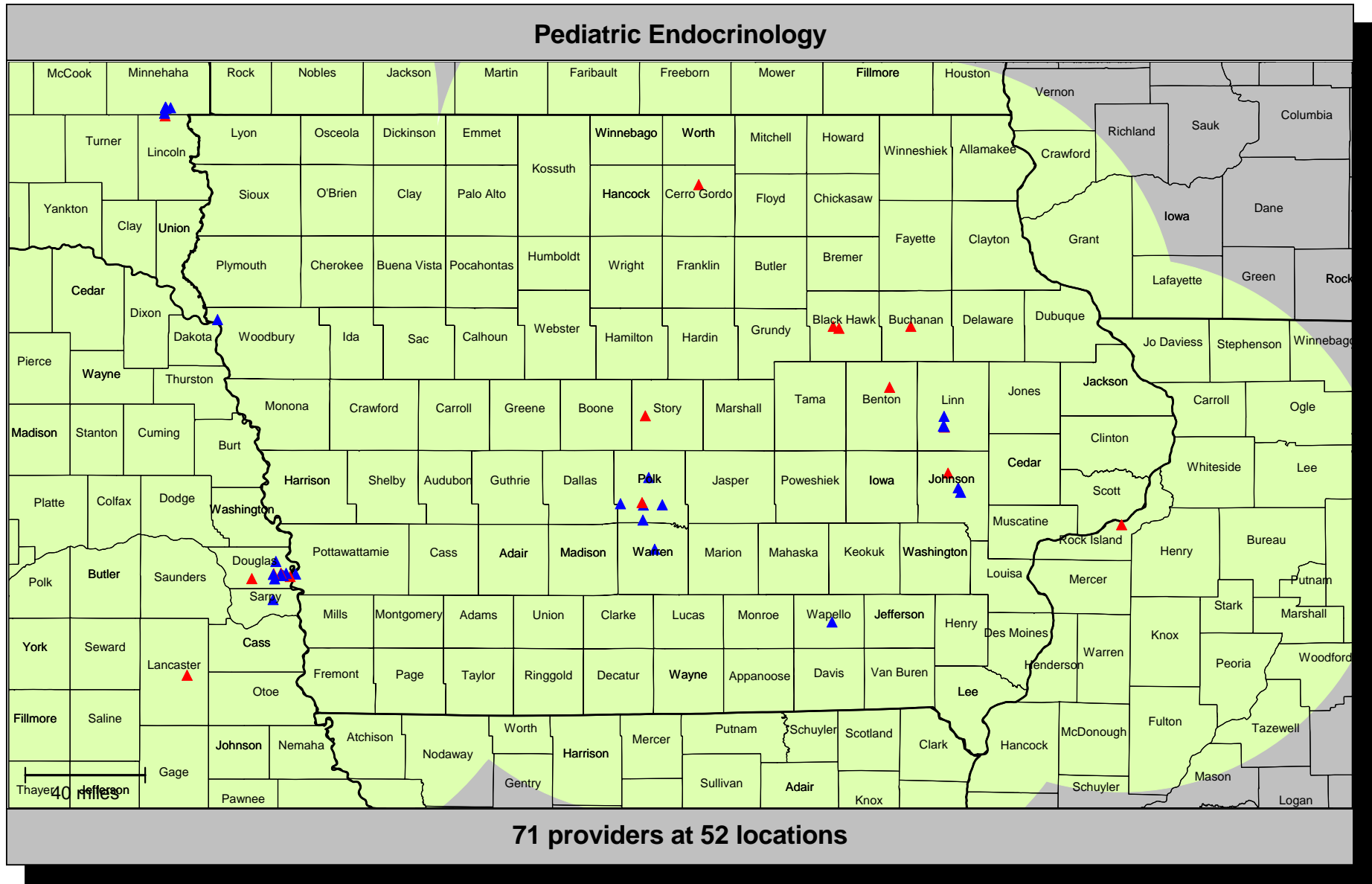
## Accessibility summary

Accessibility analysis specifications	
Provider group:	<b>Pediatric Cardiology</b> 705 providers at 327 locations
Member group:	<b>IA Children Members</b> 70,141 members
Access standard:	<b>1 provider within 90 miles</b>
All members:	70,141 (100.0%) 100.0% with access 0.0% without access

Average distance to a choice of providers for all members					
Number of providers	1	2	3	4	5
Miles	6.1	6.5	7.0	8.0	8.6

Key geographic areas				
Region	Total number of members	All members		
		Percent w	Percent wo	Average distance to 1 provider
East	26,123	100.0	0.0	4.3
Central	25,209	100.0	0.0	6.6
West	18,809	100.0	0.0	7.9

# Provider locations



## Accessibility summary

Accessibility analysis specifications	
Provider group:	<b>Pediatric Endocrinology</b> 71 providers at 52 locations
Member group:	<b>IA Children Members</b> 70,141 members
Access standard:	<b>1 provider within 60 miles</b>
All members:	70,141 (100.0%) 88.9% with access 11.1% without access

Average distance to a choice of providers for all members					
Number of providers	1	2	3	4	5
Miles	23.0	30.5	36.6	37.9	42.3

Key geographic areas				
Region	Total number of members	All members		
		Percent w	Percent wo	Average distance to 1 provider
East	26,123	86.7	13.3	22.7
Central	25,209	100.0	0.0	13.1
West	18,809	77.1	22.9	36.6

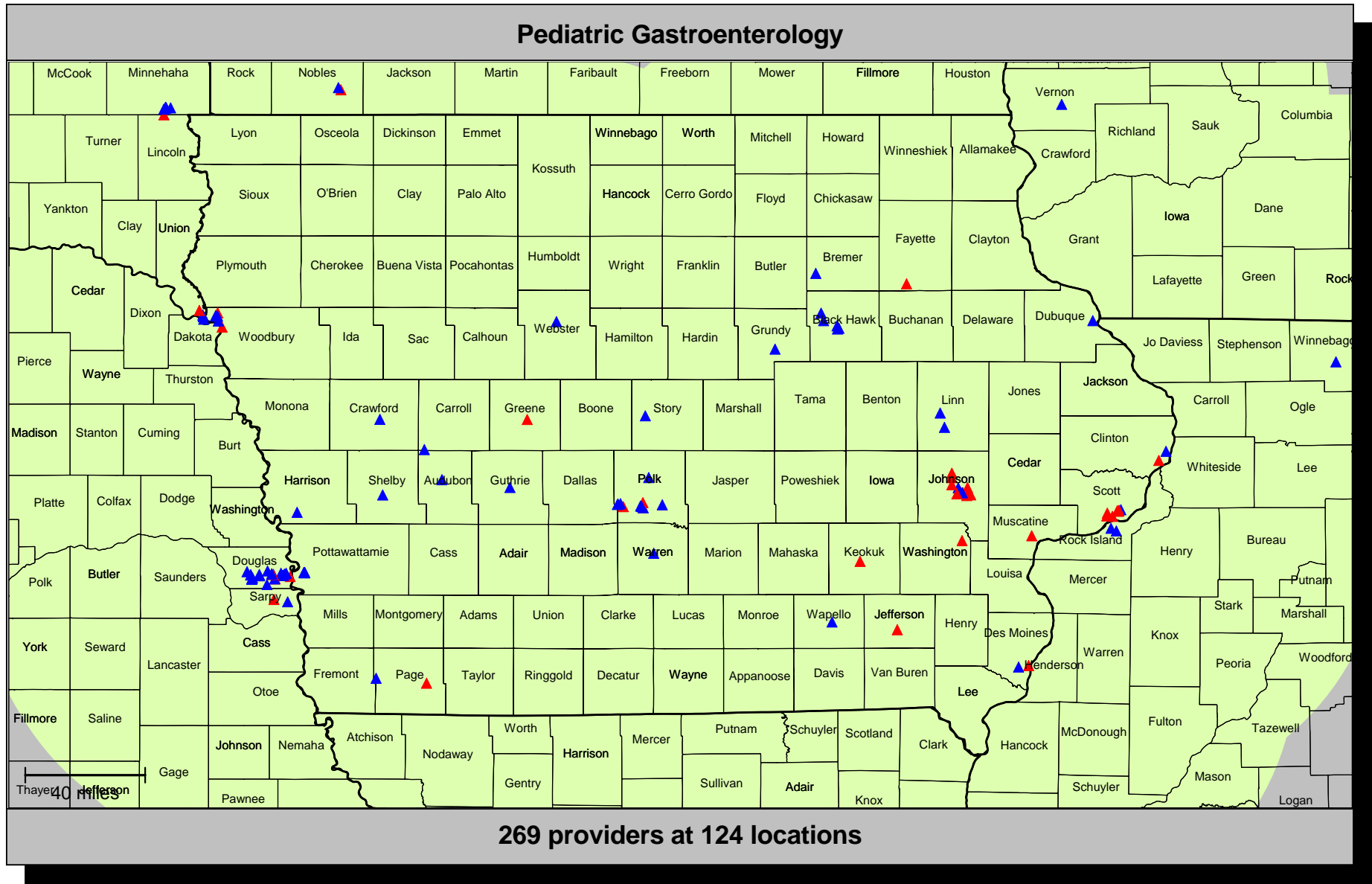
## Accessibility summary

Accessibility analysis specifications	
Provider group:	<b>Pediatric Endocrinology</b> 71 providers at 52 locations
Member group:	<b>IA Children Members</b> 70,141 members
Access standard:	<b>1 provider within 90 miles</b>
All members:	70,141 (100.0%) 100.0% with access 0.0% without access

Average distance to a choice of providers for all members					
Number of providers	1	2	3	4	5
Miles	23.0	30.5	36.6	37.9	42.3

Key geographic areas				
Region	Total number of members	All members		
		Percent w	Percent wo	Average distance to 1 provider
East	26,123	100.0	0.0	22.7
Central	25,209	100.0	0.0	13.1
West	18,809	99.9	0.1	36.6

# Provider locations



## Accessibility summary

Accessibility analysis specifications	
Provider group:	<b>Pediatric Gastroenterology</b> 269 providers at 124 locations
Member group:	<b>IA Children Members</b> 70,141 members
Access standard:	<b>1 provider within 60 miles</b>
All members:	70,141 (100.0%) 99.0% with access 1.0% without access

Average distance to a choice of providers for all members					
Number of providers	1	2	3	4	5
Miles	13.6	15.1	16.9	19.8	21.8

Key geographic areas				
Region	Total number of members	All members		
		Percent w	Percent wo	Average distance to 1 provider
East	26,123	100.0	0.0	8.7
Central	25,209	98.8	1.2	13.9
West	18,809	97.7	2.3	20.0

## Accessibility summary

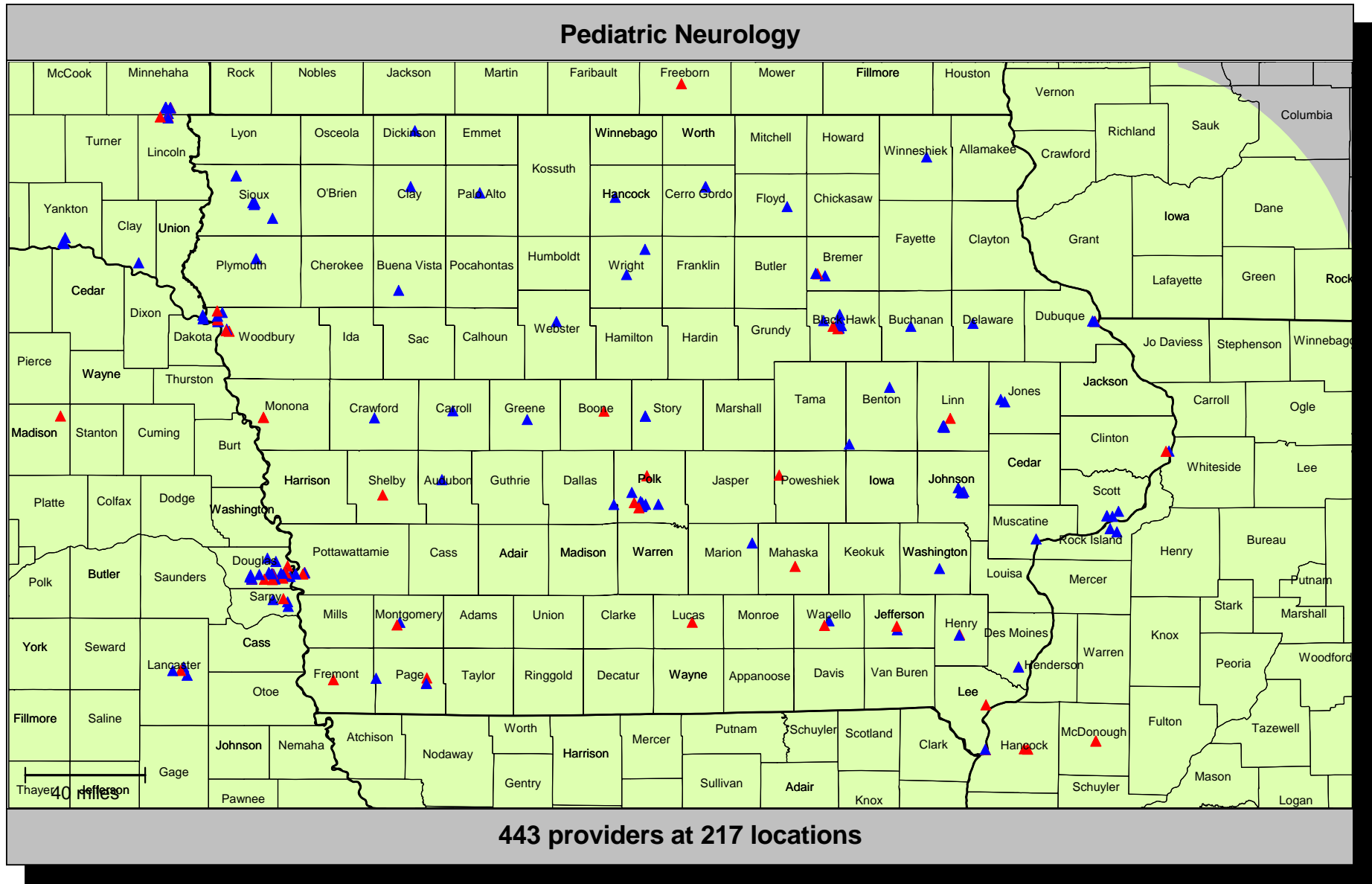
Accessibility analysis specifications	
Provider group:	<b>Pediatric Gastroenterology</b> 269 providers at 124 locations
Member group:	<b>IA Children Members</b> 70,141 members
Access standard:	<b>1 provider within 90 miles</b>
All members:	70,141 (100.0%) 100.0% with access 0.0% without access

Average distance to a choice of providers for all members					
Number of providers	1	2	3	4	5
Miles	13.6	15.1	16.9	19.8	21.8

Key geographic areas				
Region	Total number of members	All members		
		Percent w	Percent wo	Average distance to 1 provider
East	26,123	100.0	0.0	8.7
Central	25,209	100.0	0.0	13.9
West	18,809	100.0	0.0	20.0



# Provider locations



## Accessibility summary

Accessibility analysis specifications	
Provider group:	<b>Pediatric Neurology</b> 443 providers at 217 locations
Member group:	<b>IA Children Members</b> 70,141 members
Access standard:	<b>1 provider within 60 miles</b>
All members:	70,141 (100.0%) 100.0% with access 0.0% without access

Average distance to a choice of providers for all members					
Number of providers	1	2	3	4	5
Miles	8.2	9.5	11.3	12.5	13.5

Key geographic areas				
Region	Total number of members	All members		
		Percent w	Percent wo	Average distance to 1 provider
East	26,123	100.0	0.0	6.0
Central	25,209	100.0	0.0	8.7
West	18,809	100.0	0.0	10.6

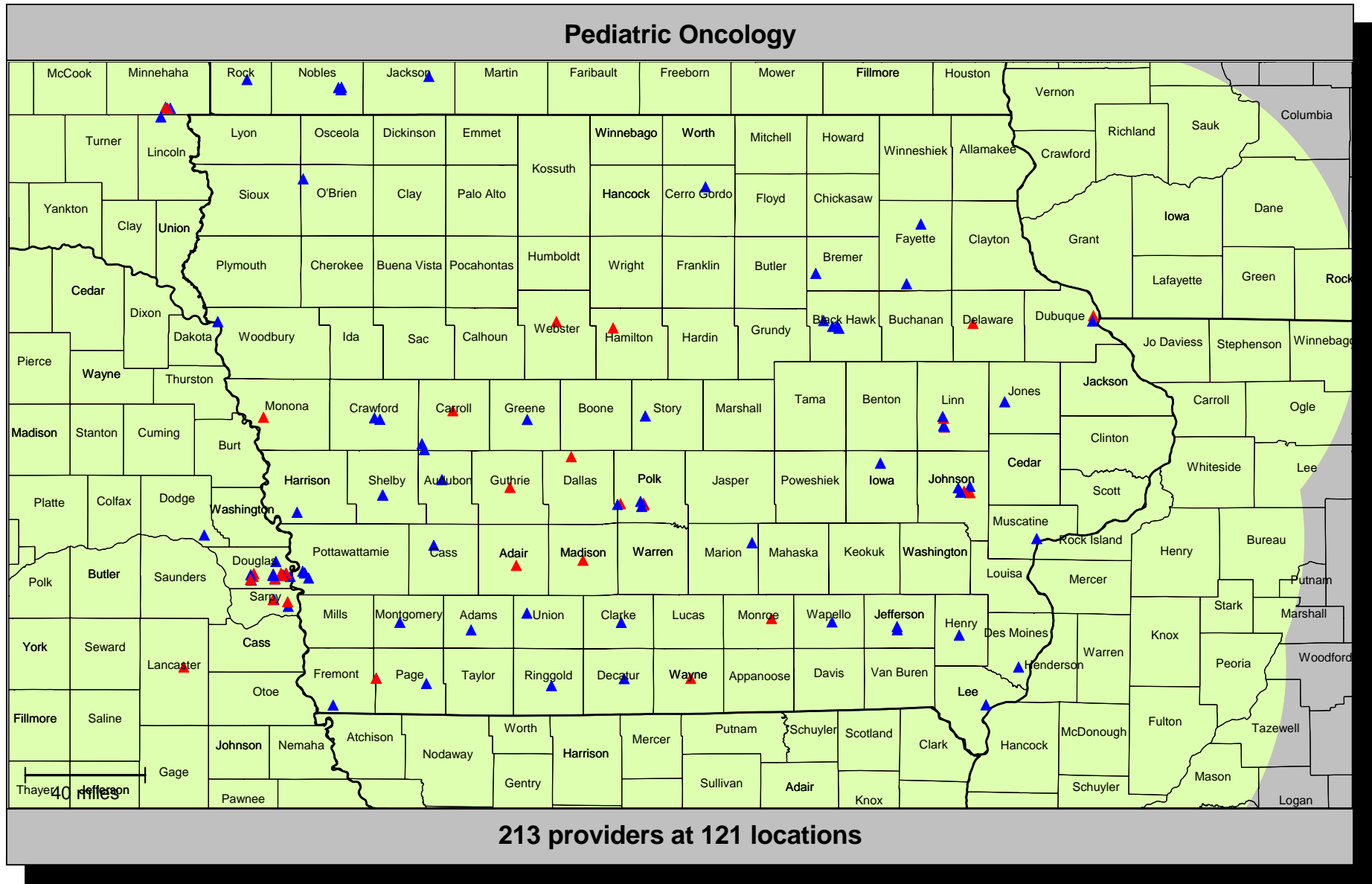
## Accessibility summary

Accessibility analysis specifications	
Provider group:	<b>Pediatric Neurology</b> 443 providers at 217 locations
Member group:	<b>IA Children Members</b> 70,141 members
Access standard:	<b>1 provider within 90 miles</b>
All members:	70,141 (100.0%) 100.0% with access 0.0% without access

Average distance to a choice of providers for all members					
Number of providers	1	2	3	4	5
Miles	8.2	9.5	11.3	12.5	13.5

Key geographic areas				
Region	Total number of members	All members		
		Percent w	Percent wo	Average distance to 1 provider
East	26,123	100.0	0.0	6.0
Central	25,209	100.0	0.0	8.7
West	18,809	100.0	0.0	10.6

# Provider locations



## Accessibility summary

Accessibility analysis specifications	
Provider group:	<b>Pediatric Oncology</b> 213 providers at 121 locations
Member group:	<b>IA Children Members</b> 70,141 members
Access standard:	<b>1 provider within 60 miles</b>
All members:	70,141 (100.0%) 99.8% with access 0.2% without access

Average distance to a choice of providers for all members					
Number of providers	1	2	3	4	5
Miles	12.5	13.8	15.0	16.1	19.5

Key geographic areas				
Region	Total number of members	All members		
		Percent w	Percent wo	Average distance to 1 provider
East	26,123	99.3	0.7	13.7
Central	25,209	100.0	0.0	11.0
West	18,809	100.0	0.0	13.0

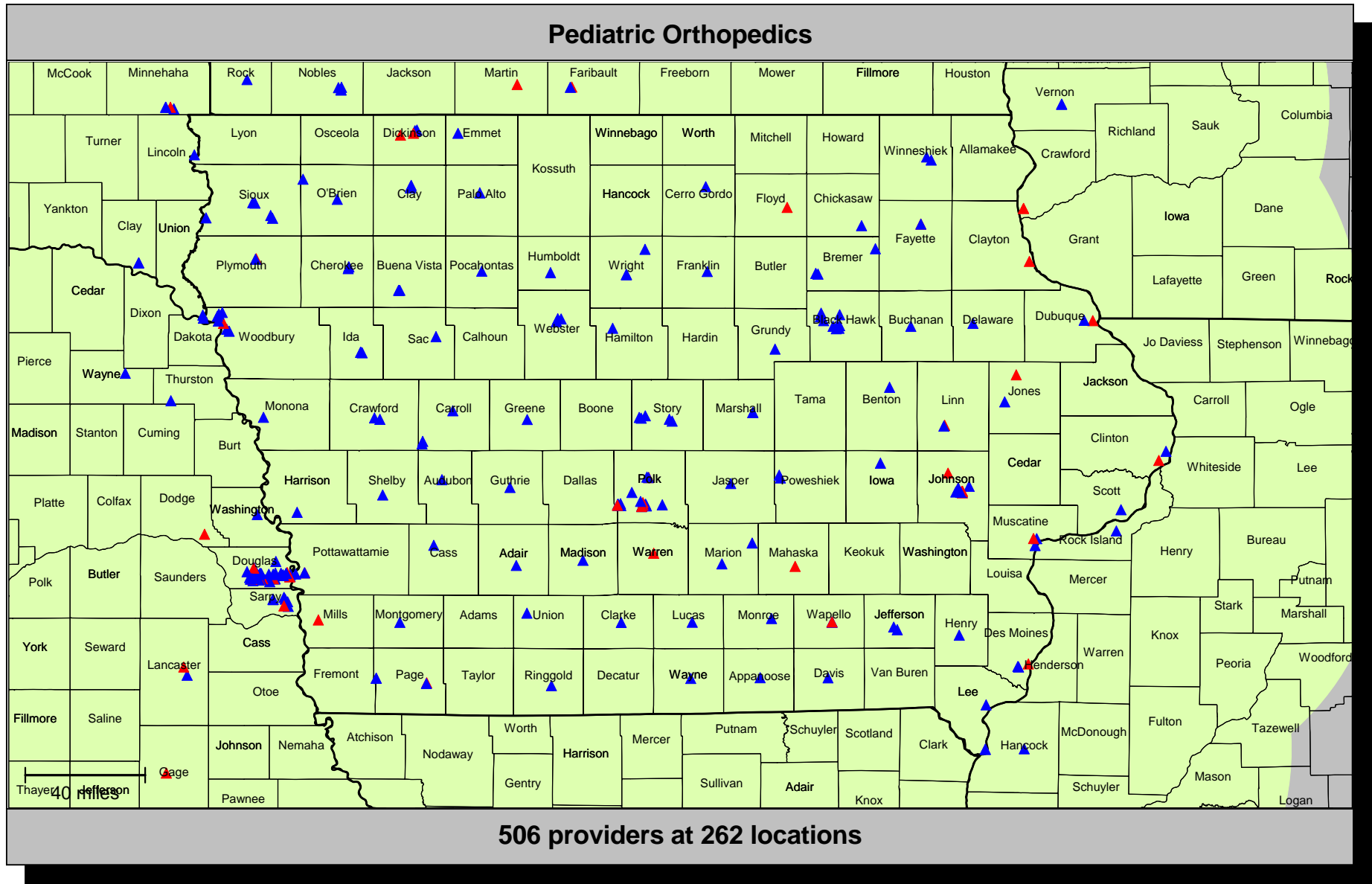
## Accessibility summary

Accessibility analysis specifications	
Provider group:	<b>Pediatric Oncology</b> 213 providers at 121 locations
Member group:	<b>IA Children Members</b> 70,141 members
Access standard:	<b>1 provider within 90 miles</b>
All members:	70,141 (100.0%) 100.0% with access 0.0% without access

Average distance to a choice of providers for all members					
Number of providers	1	2	3	4	5
Miles	12.5	13.8	15.0	16.1	19.5

Key geographic areas				
Region	Total number of members	All members		
		Percent w	Percent wo	Average distance to 1 provider
East	26,123	100.0	0.0	13.7
Central	25,209	100.0	0.0	11.0
West	18,809	100.0	0.0	13.0

# Provider locations



## Accessibility summary

Accessibility analysis specifications	
Provider group:	<b>Pediatric Orthopedics</b> 506 providers at 262 locations
Member group:	<b>IA Children Members</b> 70,141 members
Access standard:	<b>1 provider within 60 miles</b>
All members:	70,141 (100.0%) 100.0% with access 0.0% without access

Average distance to a choice of providers for all members					
Number of providers	1	2	3	4	5
Miles	6.0	6.6	7.4	9.2	11.0

Key geographic areas				
Region	Total number of members	All members		
		Percent w	Percent wo	Average distance to 1 provider
East	26,123	100.0	0.0	6.3
Central	25,209	100.0	0.0	5.5
West	18,809	100.0	0.0	6.1



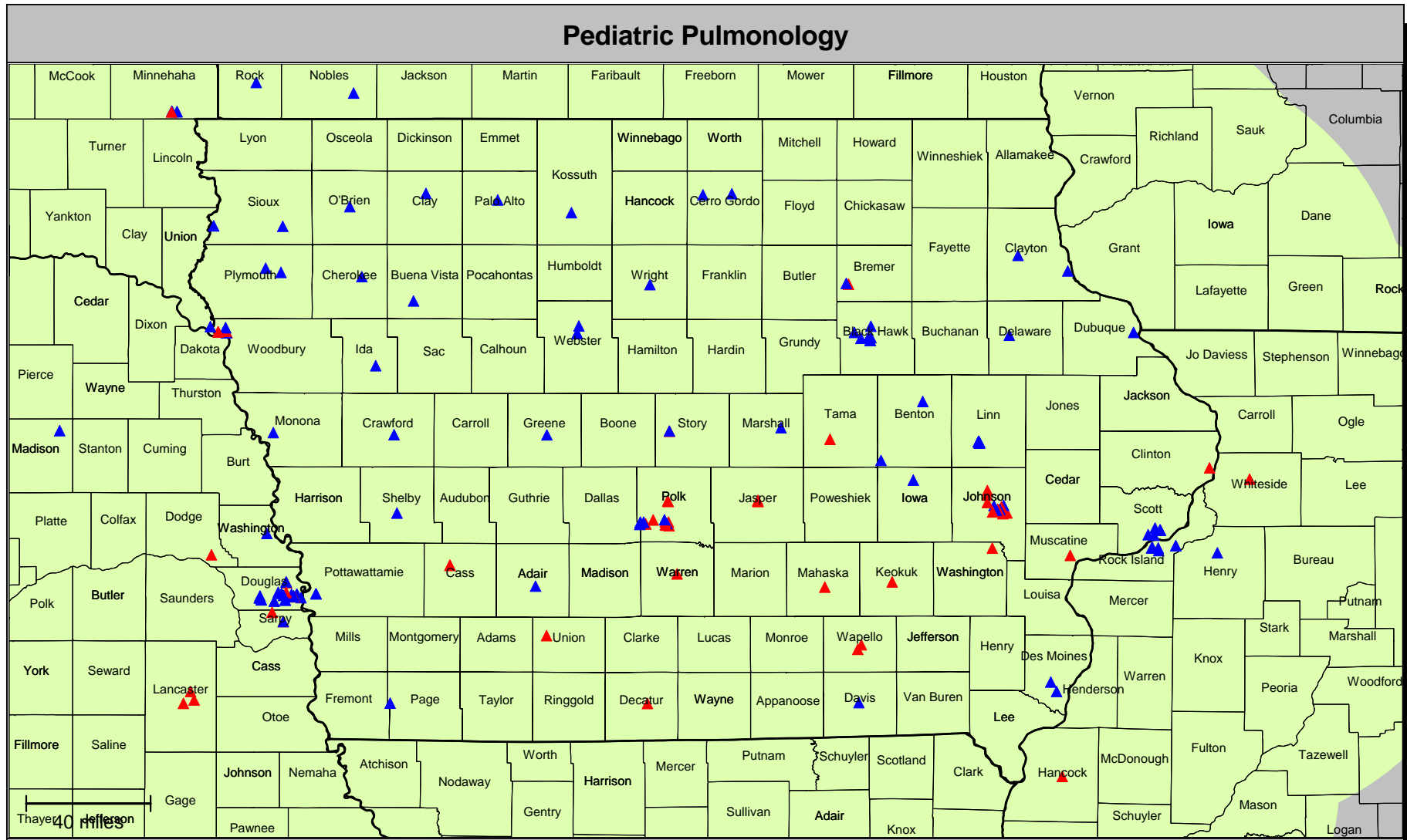
## Accessibility summary

Accessibility analysis specifications	
Provider group:	<b>Pediatric Orthopedics</b> 506 providers at 262 locations
Member group:	<b>IA Children Members</b> 70,141 members
Access standard:	<b>1 provider within 90 miles</b>
All members:	70,141 (100.0%) 100.0% with access 0.0% without access

Average distance to a choice of providers for all members					
Number of providers	1	2	3	4	5
Miles	6.0	6.6	7.4	9.2	11.0

Key geographic areas				
Region	Total number of members	All members		
		Percent w	Percent wo	Average distance to 1 provider
East	26,123	100.0	0.0	6.3
Central	25,209	100.0	0.0	5.5
West	18,809	100.0	0.0	6.1

# Provider locations



- ▲ Single provider locations
- ▲ Multiple provider locations

90 mile radius

## Accessibility summary

Accessibility analysis specifications	
Provider group:	<b>Pediatric Pulmonology</b> 277 providers at 180 locations
Member group:	<b>IA Children Members</b> 70,141 members
Access standard:	<b>1 provider within 60 miles</b>
All members:	70,141 (100.0%) 100.0% with access 0.0% without access

Average distance to a choice of providers for all members					
Number of providers	1	2	3	4	5
Miles	8.5	10.2	13.0	14.2	15.4

Key geographic areas				
Region	Total number of members	All members		
		Percent w	Percent wo	Average distance to 1 provider
East	26,123	100.0	0.0	8.2
Central	25,209	100.0	0.0	8.0
West	18,809	100.0	0.0	9.8

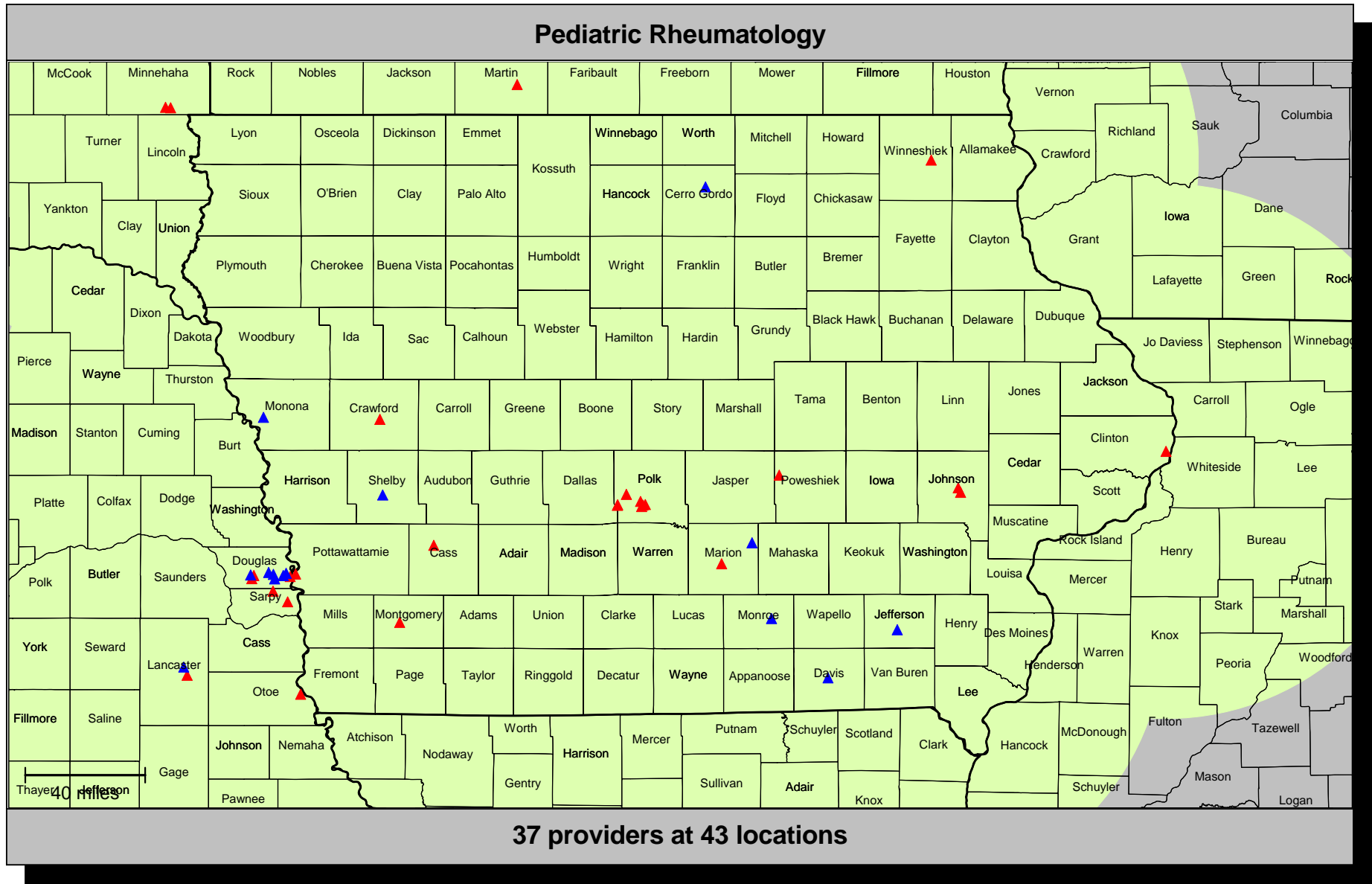
## Accessibility summary

Accessibility analysis specifications	
Provider group:	<b>Pediatric Pulmonology</b> 277 providers at 180 locations
Member group:	<b>IA Children Members</b> 70,141 members
Access standard:	<b>1 provider within 90 miles</b>
All members:	70,141 (100.0%) 100.0% with access 0.0% without access

Average distance to a choice of providers for all members					
Number of providers	1	2	3	4	5
Miles	8.5	10.2	13.0	14.2	15.4

Key geographic areas				
Region	Total number of members	All members		
		Percent w	Percent wo	Average distance to 1 provider
East	26,123	100.0	0.0	8.2
Central	25,209	100.0	0.0	8.0
West	18,809	100.0	0.0	9.8

# Provider locations



## Accessibility summary

Accessibility analysis specifications	
Provider group:	<b>Pediatric Rheumatology</b> 37 providers at 43 locations
Member group:	<b>IA Children Members</b> 70,141 members
Access standard:	<b>1 provider within 60 miles</b>
All members:	70,141 (100.0%) 91.8% with access 8.2% without access

Average distance to a choice of providers for all members					
Number of providers	1	2	3	4	5
Miles	27.8	35.1	44.9	53.5	57.1

Key geographic areas				
Region	Total number of members	All members		
		Percent w	Percent wo	Average distance to 1 provider
East	26,123	85.8	14.2	36.2
Central	25,209	100.0	0.0	13.7
West	18,809	89.3	10.7	34.9

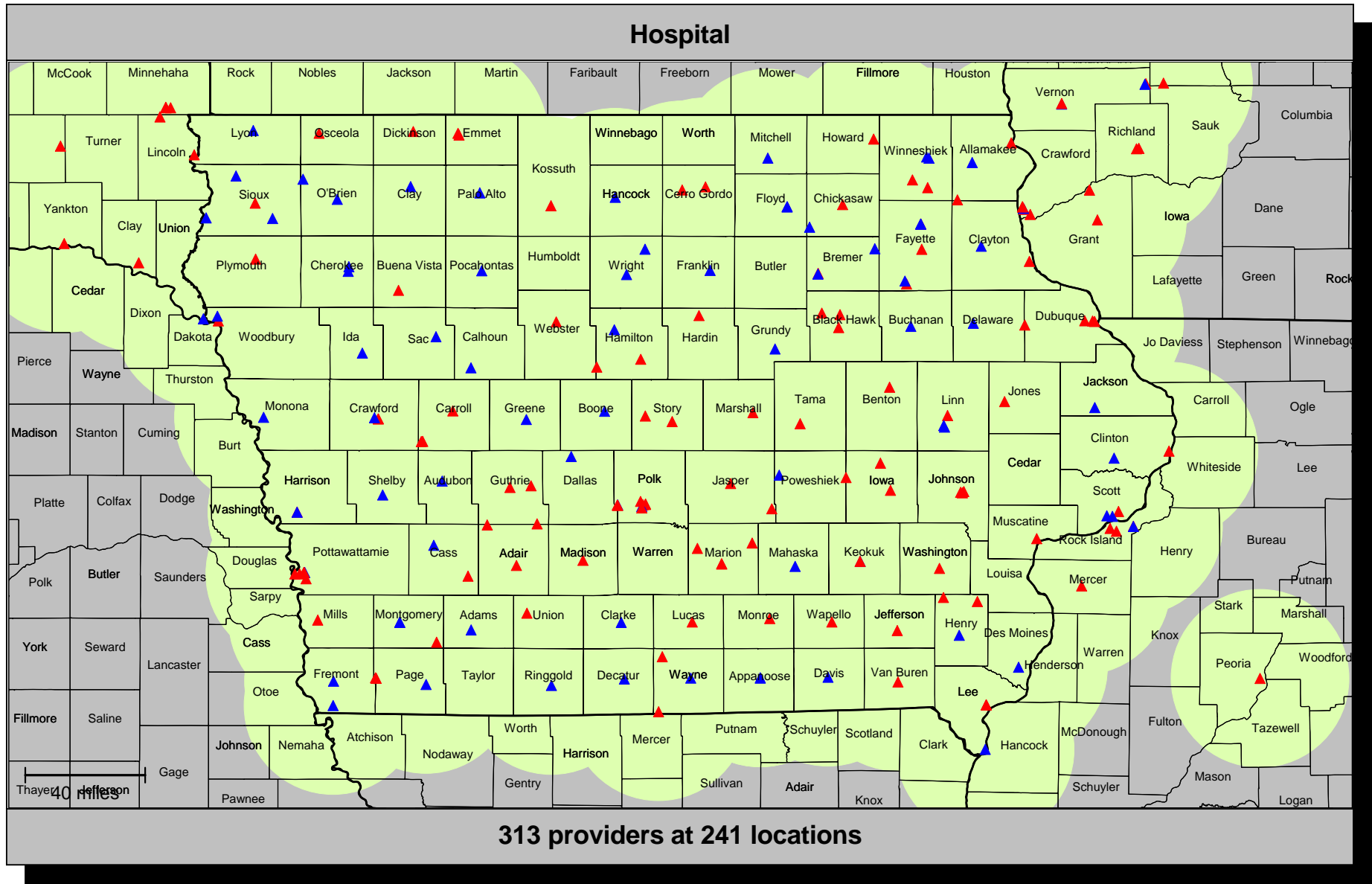
## Accessibility summary

Accessibility analysis specifications	
Provider group:	<b>Pediatric Rheumatology</b> 37 providers at 43 locations
Member group:	<b>IA Children Members</b> 70,141 members
Access standard:	<b>1 provider within 90 miles</b>
All members:	70,141 (100.0%) 100.0% with access 0.0% without access

Average distance to a choice of providers for all members					
Number of providers	1	2	3	4	5
Miles	27.8	35.1	44.9	53.5	57.1

Key geographic areas				
Region	Total number of members	All members		
		Percent w	Percent wo	Average distance to 1 provider
East	26,123	100.0	0.0	36.2
Central	25,209	100.0	0.0	13.7
West	18,809	100.0	0.0	34.9

# Provider locations



- ▲ Single provider locations
- ▲ Multiple provider locations

□ 30 mile radius



## Accessibility summary

Accessibility analysis specifications	
Provider group:	<b>Hospital</b> 313 providers at 241 locations
Member group:	<b>IA Mems</b> 156,347 members
Access standard:	<b>1 provider within 30 miles</b>
All members:	156,347 (100.0%) 100.0% with access 0.0% without access

Average distance to a choice of providers for all members					
Number of providers	1	2	3	4	5
Miles	4.7	8.2	11.3	14.1	16.2

Key geographic areas				
Region	Total number of members	All members		
		Percent w	Percent wo	Average distance to 1 provider
East	60,105	100.0	0.0	4.1
Central	56,398	100.0	0.0	4.8
West	39,844	100.0	0.0	5.2

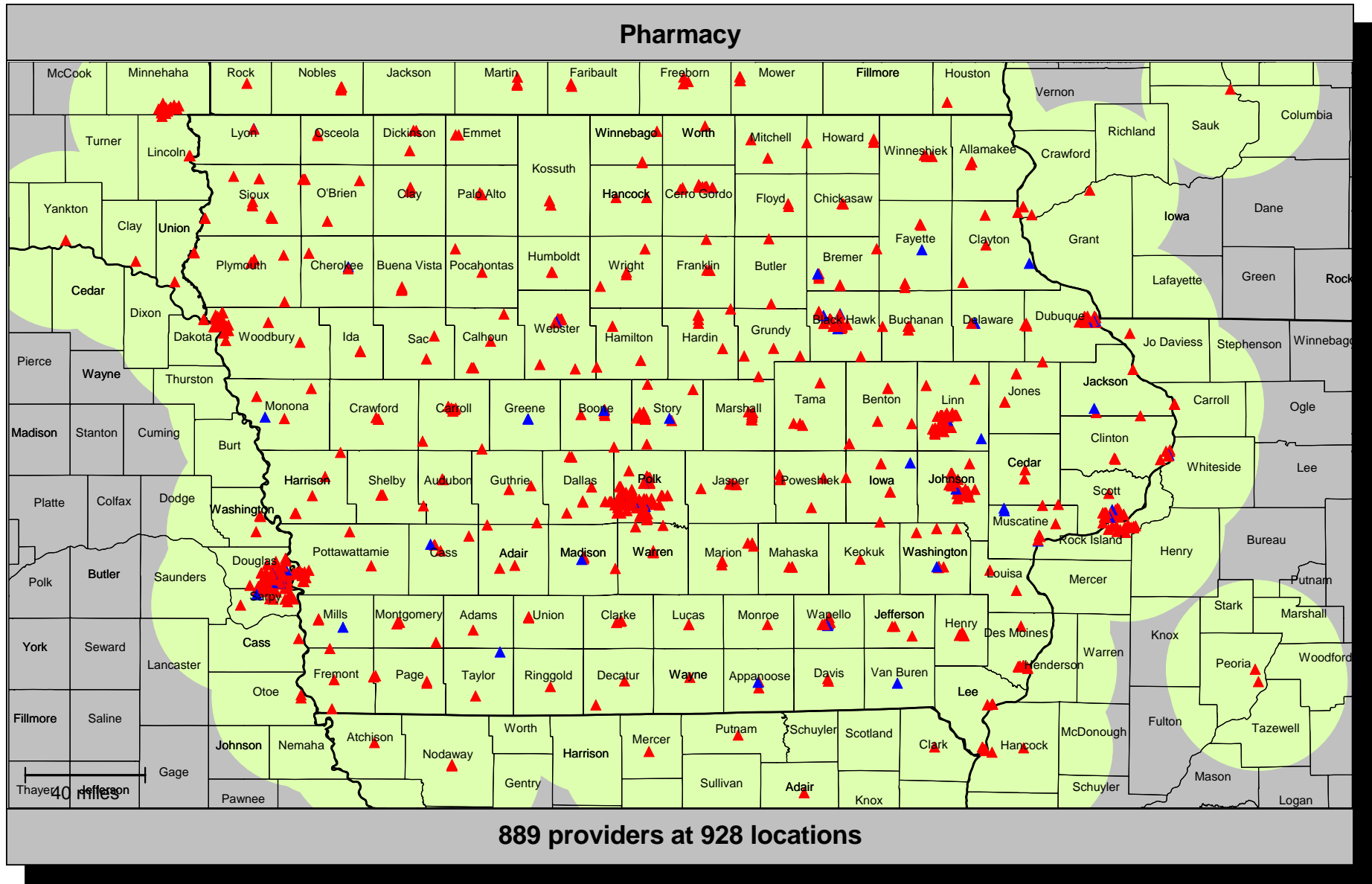
## Accessibility summary

Accessibility analysis specifications	
Provider group:	<b>Hospital</b> 313 providers at 241 locations
Member group:	<b>IA Mems</b> 156,347 members
Access standard:	<b>1 provider within 30 miles</b>
All members:	156,347 (100.0%) 100.0% with access 0.0% without access

Average distance to a choice of providers for all members					
Number of providers	1	2	3	4	5
Miles	4.7	8.2	11.3	14.1	16.2

Key geographic areas				
Region	Total number of members	All members		
		Percent w	Percent wo	Average distance to 1 provider
East	60,105	100.0	0.0	4.1
Central	56,398	100.0	0.0	4.8
West	39,844	100.0	0.0	5.2

# Provider locations



- ▲ Single provider locations
- ▲ Multiple provider locations

■ 30 mile radius

## Accessibility summary

Accessibility analysis specifications	
Provider group:	<b>Pharmacy</b> 889 providers at 928 locations
Member group:	<b>IA Mems</b> 156,347 members
Access standard:	<b>2 providers within 30 miles</b>
All members:	156,347 (100.0%) 100.0% with access 0.0% without access

Average distance to a choice of providers for all members					
Number of providers	1	2	3	4	5
Miles	2.4	3.6	5.0	6.5	7.7

Key geographic areas				
Region	Total number of members	All members		
		Percent w	Percent wo	Average distance to 2 providers
East	60,105	100.0	0.0	3.0
Central	56,398	100.0	0.0	3.4
West	39,844	100.0	0.0	5.0

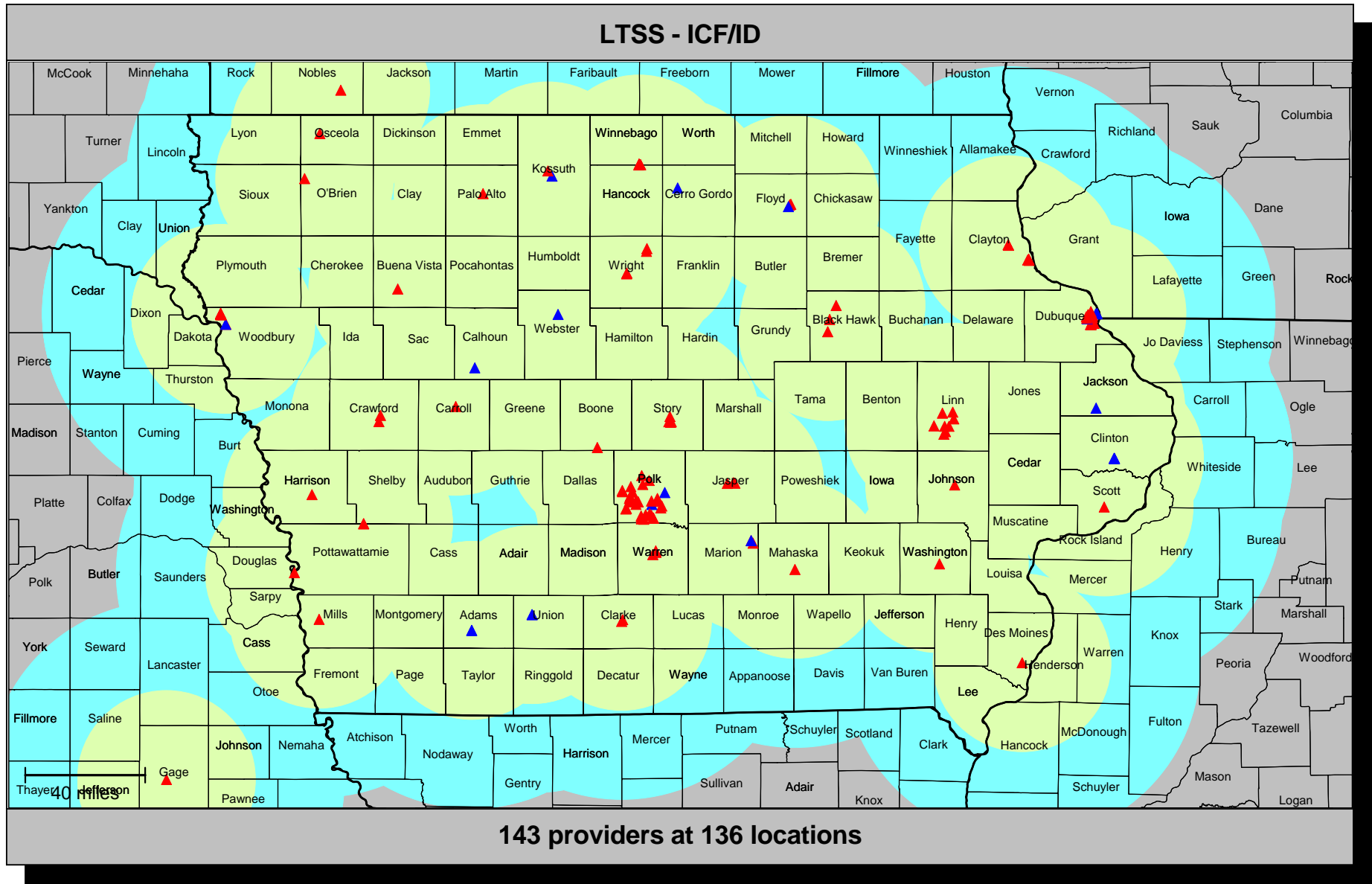
## Accessibility summary

Accessibility analysis specifications	
Provider group:	<b>Pharmacy</b> 889 providers at 928 locations
Member group:	<b>IA Mems</b> 156,347 members
Access standard:	<b>2 providers within 30 miles</b>
All members:	156,347 (100.0%) 100.0% with access 0.0% without access

Average distance to a choice of providers for all members					
Number of providers	1	2	3	4	5
Miles	2.4	3.6	5.0	6.5	7.7

Key geographic areas				
Region	Total number of members	All members		
		Percent w	Percent wo	Average distance to 2 providers
East	60,105	100.0	0.0	3.0
Central	56,398	100.0	0.0	3.4
West	39,844	100.0	0.0	5.0

# Provider locations



- ▲ Single provider locations
- ▲ Multiple provider locations

- 30 mile radius
- 60 mile radius

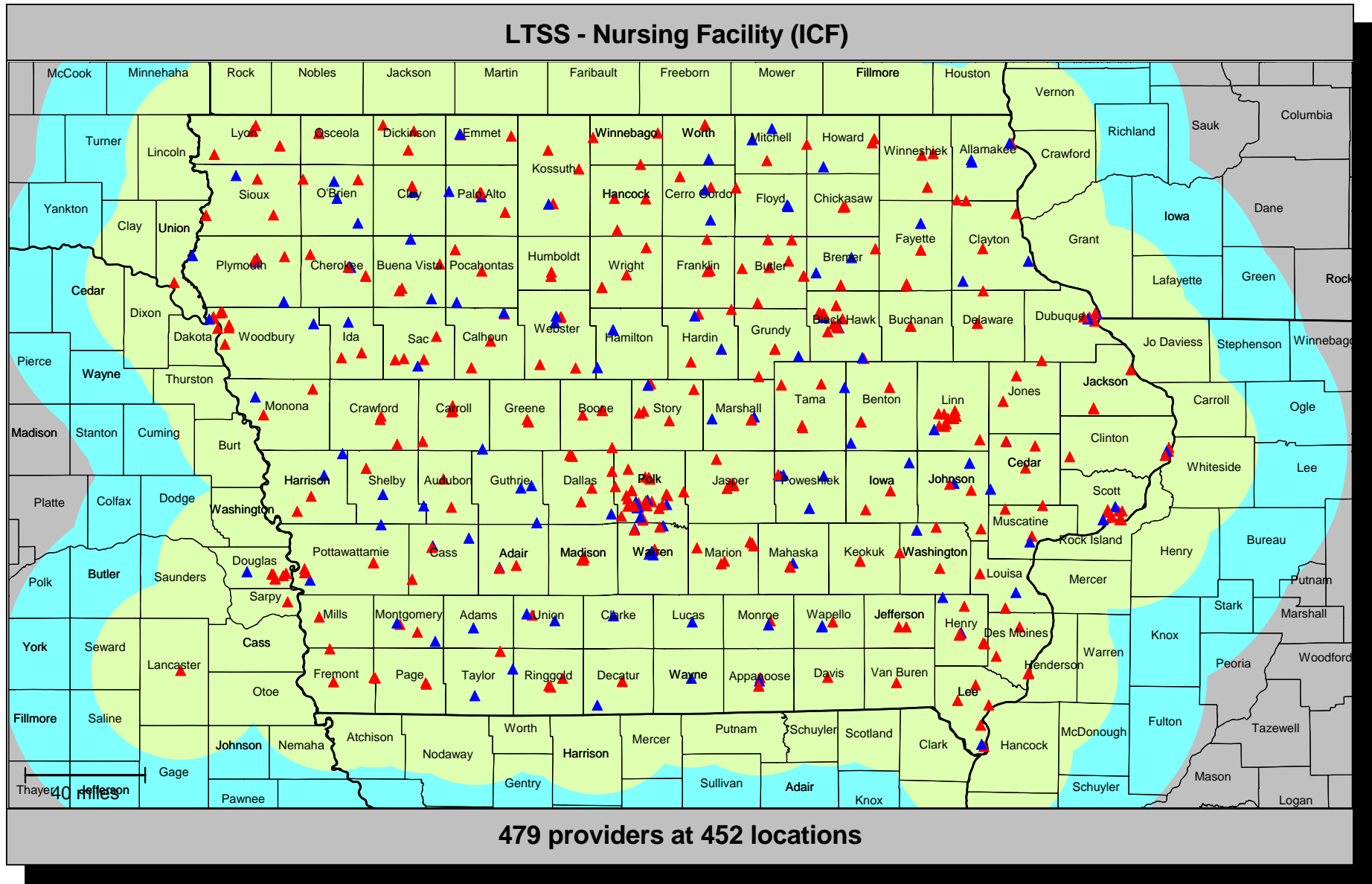
## Accessibility summary

Accessibility analysis specifications	
Provider group:	<b>LTSS - ICF/ID</b> 143 providers at 136 locations
Member group:	<b>ICF/ID Residents</b> 327 members
Access standard:	Urban:1 Provider within 30.0 miles Suburban:1 Provider within 60.0 miles Rural:1 Provider within 60.0 miles
All members:	Urban: 31 (100.0%) with access (100.0%), without access (0.0%) Suburban: 93 (100.0%) with access (100.0%), without access (0.0%) Rural: 203 (100.0%) with access (100.0%), without access (0.0%)

Average distance to a choice of providers for all members					
Number of providers	1	2	3	4	5
Urban	2.1	2.5	3.1	3.4	4.1
Suburban	0.7	6.4	7.1	8.1	8.5
Rural	2.2	4.9	9.5	17.6	19.4

Key geographic areas				
Region	Total number of members	All members		
		Percent w	Percent wo	Average distance to 1 provider
Central	124	100.0	0.0	1.8
East	124	100.0	0.0	1.2
West	79	100.0	0.0	2.8

# Provider locations





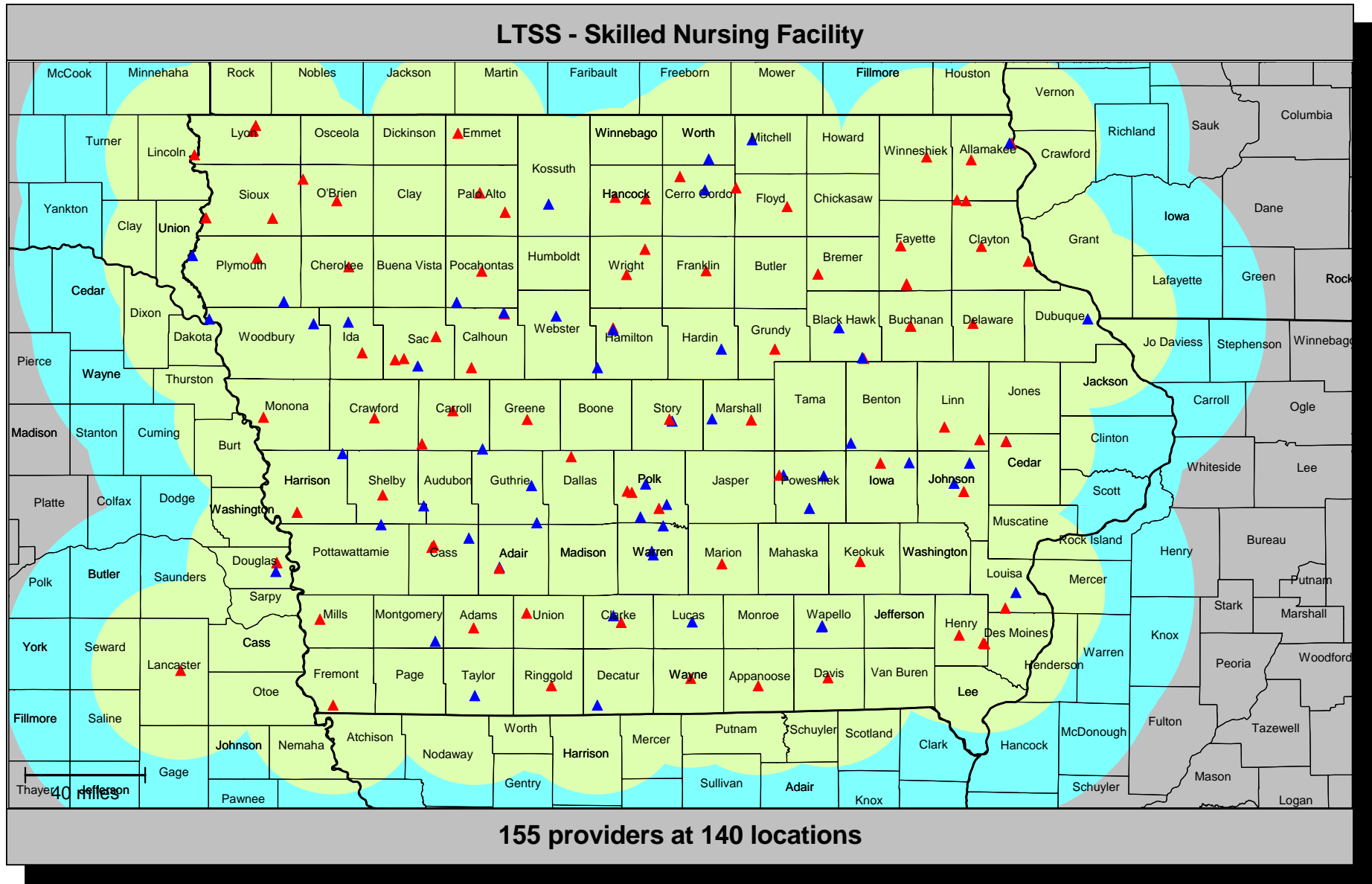
## Accessibility summary

Accessibility analysis specifications	
Provider group:	<b>LTSS - Nursing Facility (ICF)</b> 479 providers at 452 locations
Member group:	<b>Nursing Facility / ICF Residents</b> 2,625 members
Access standard:	Urban:1 Provider within 30.0 miles Suburban:1 Provider within 60.0 miles Rural:1 Provider within 60.0 miles
All members:	Urban: 167 (100.0%) with access (100.0%), without access (0.0%) Suburban: 440 (100.0%) with access (100.0%), without access (0.0%) Rural: 2,018 (100.0%) with access (100.0%), without access (0.0%)

Average distance to a choice of providers for all members					
Number of providers	1	2	3	4	5
Urban	0.6	1.1	1.9	2.2	3.1
Suburban	1.3	2.1	2.7	3.3	4.1
Rural	2.6	4.9	7.9	10.7	12.7

Key geographic areas				
Region	Total number of members	All members		
		Percent w	Percent wo	Average distance to 1 provider
Central	1,018	100.0	0.0	1.9
East	996	100.0	0.0	2.4
West	611	100.0	0.0	2.5

# Provider locations



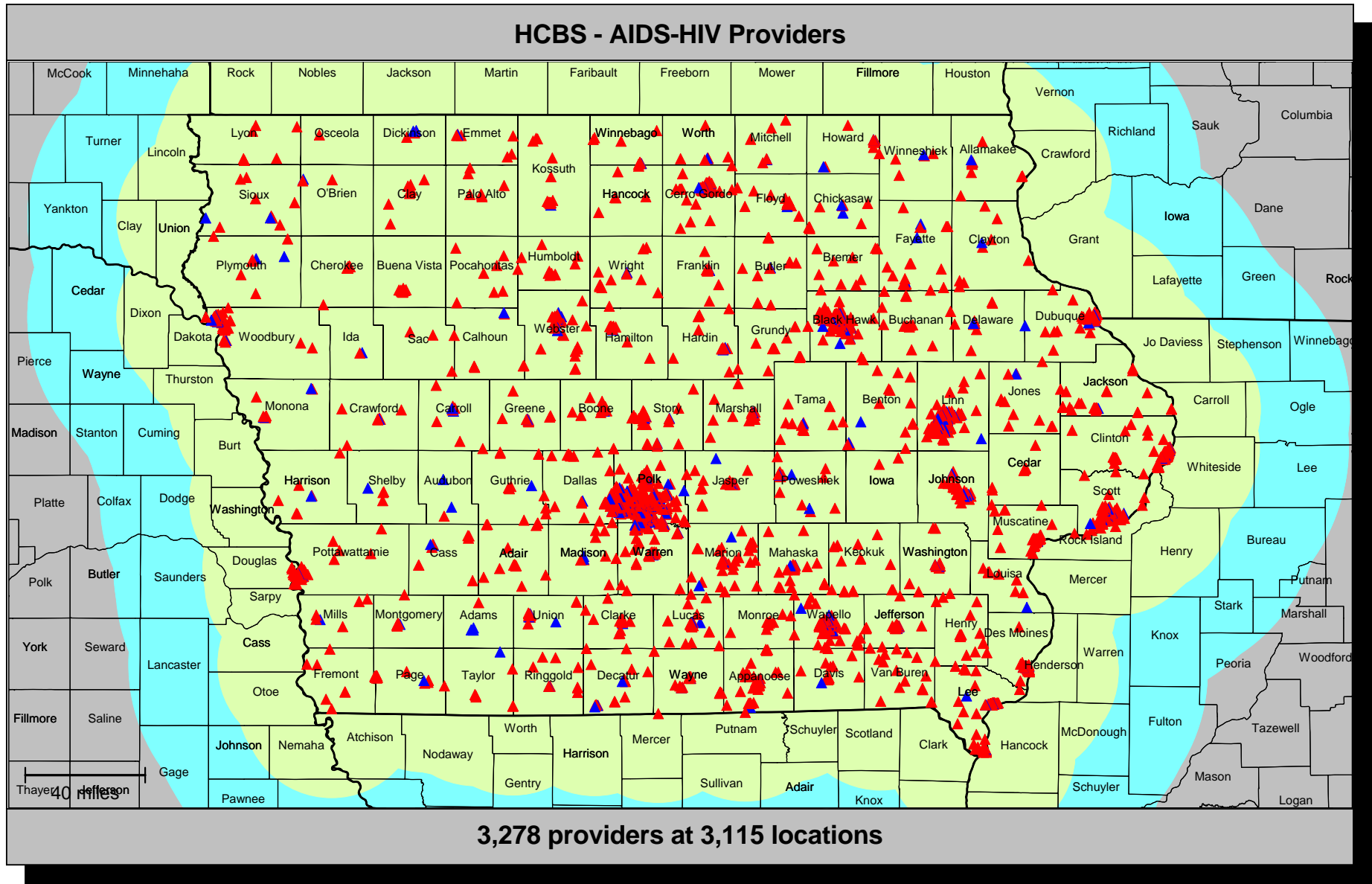
## Accessibility summary

Accessibility analysis specifications	
Provider group:	<b>LTSS - Skilled Nursing Facility</b> 155 providers at 140 locations
Member group:	<b>Skilled Nursing Facility Residents</b> 33 members
Access standard:	Urban:1 Provider within 30.0 miles Suburban:1 Provider within 60.0 miles Rural:1 Provider within 60.0 miles
All members:	Urban: 2 (100.0%) with access (50.0%), without access (50.0%) Suburban: 3 (100.0%) with access (100.0%), without access (0.0%) Rural: 28 (100.0%) with access (100.0%), without access (0.0%)

Average distance to a choice of providers for all members					
Number of providers	1	2	3	4	5
Urban	26.8	26.9	29.5	30.8	31.7
Suburban	17.0	17.0	28.2	32.4	38.6
Rural	6.3	14.0	18.4	19.9	23.7

Key geographic areas				
Region	Total number of members	All members		
		Percent w	Percent wo	Average distance to 1 provider
Central	17	100.0	0.0	3.5
East	9	88.9	11.1	21.6
West	7	100.0	0.0	3.9

# Provider locations



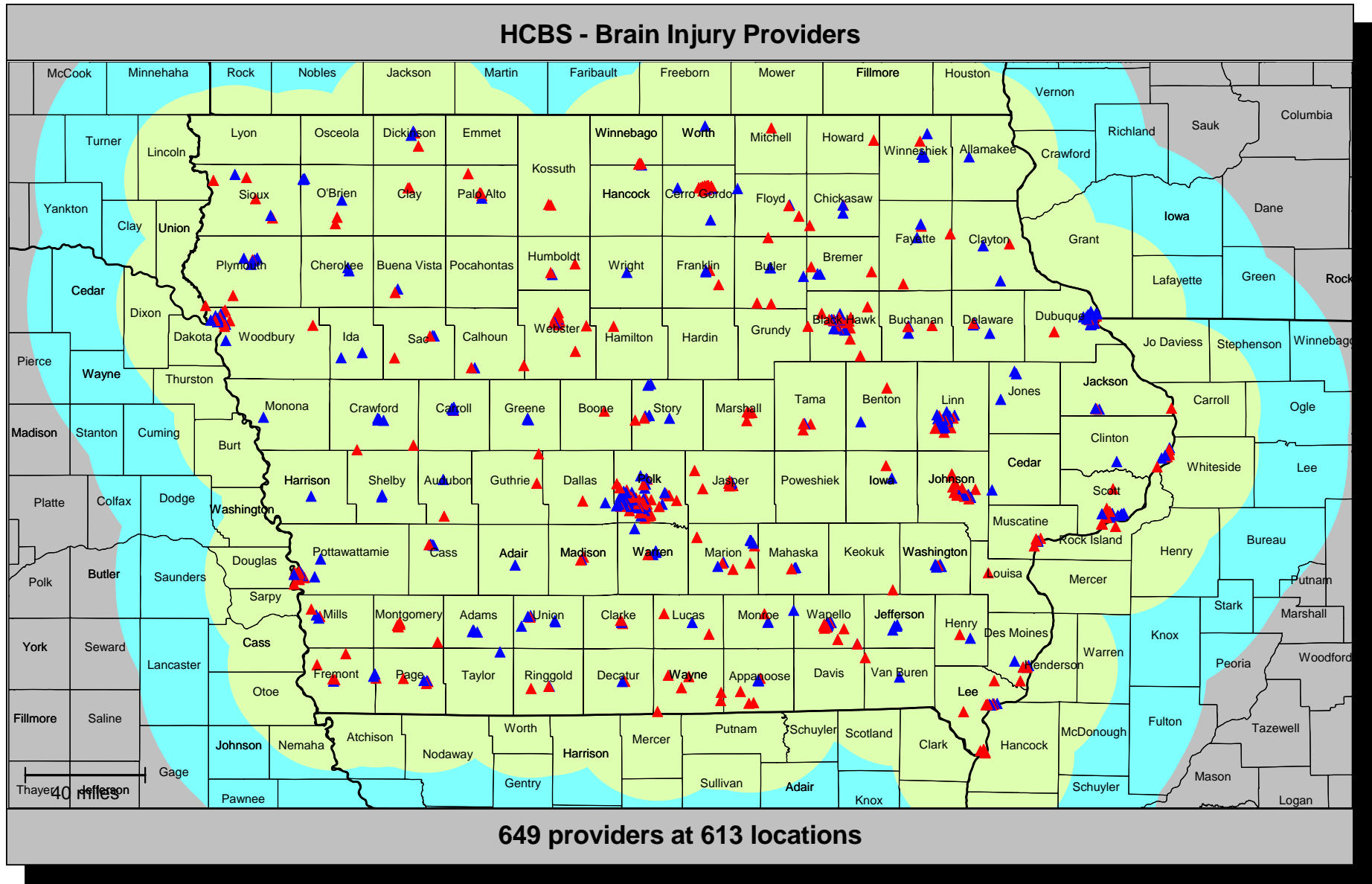
## Accessibility summary

Accessibility analysis specifications	
Provider group:	<b>HCBS - AIDS-HIV Providers</b> 3,278 providers at 3,115 locations
Member group:	<b>LTSS AIDS-HIV Mems</b> 4 members
Access standard:	Urban:1 Provider within 30.0 miles Suburban:1 Provider within 60.0 miles Rural:1 Provider within 60.0 miles
All members:	Urban: 0 (0.0%) Suburban: 3 (100.0%) with access (100.0%), without access (0.0%) Rural: 1 (100.0%) with access (100.0%), without access (0.0%)

Average distance to a choice of providers for all members					
Number of providers	1	2	3	4	5
Urban	---	---	---	---	---
Suburban	0.2	0.5	0.5	1.0	1.6
Rural	4.9	11.7	13.6	14.3	15.2

Key geographic areas				
Region	Total number of members	All members		
		Percent w	Percent wo	Average distance to 1 provider
West	2	100.0	0.0	2.4
Central	1	100.0	0.0	0.1
East	1	100.0	0.0	0.3

# Provider locations



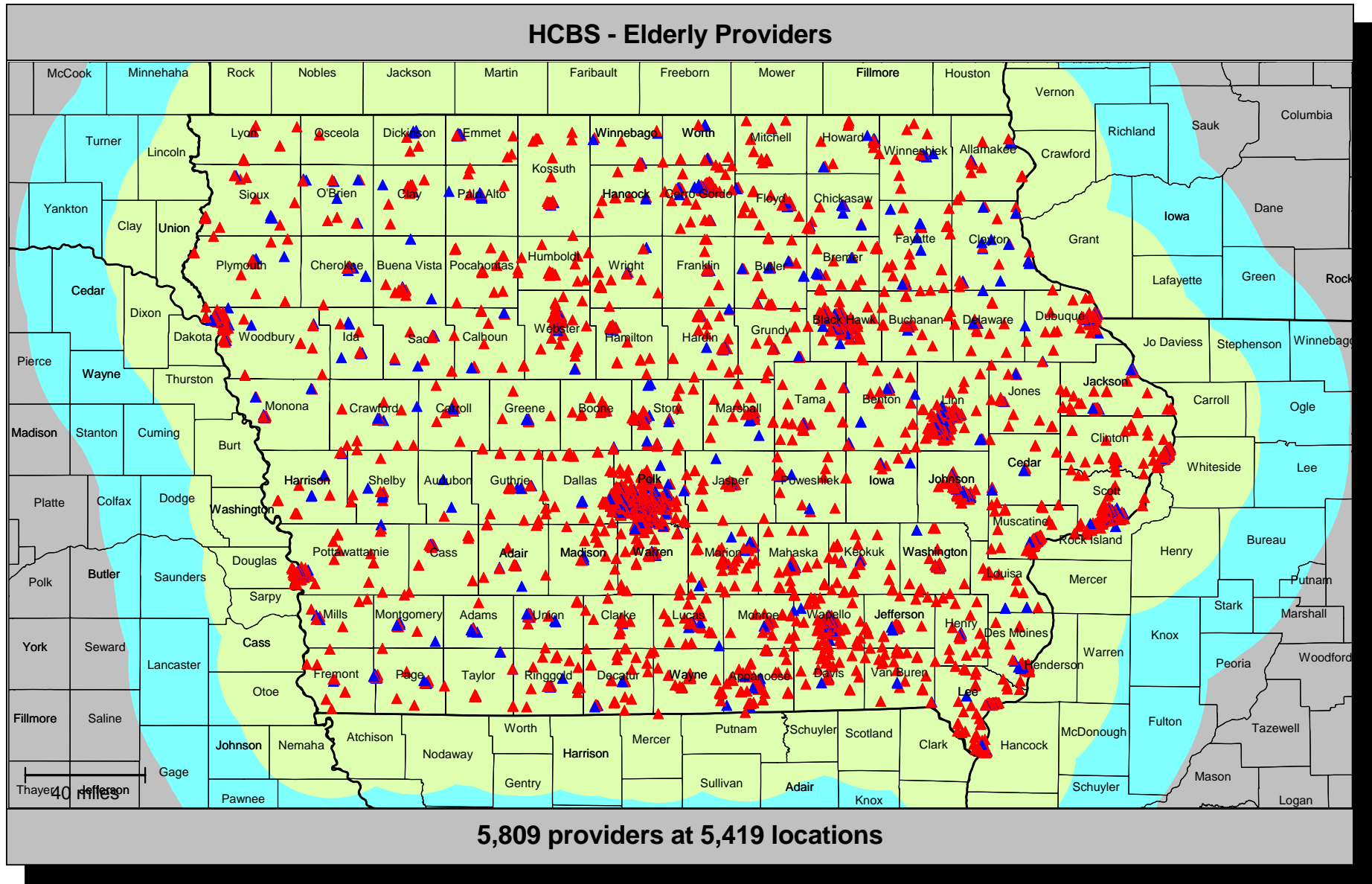
## Accessibility summary

Accessibility analysis specifications	
Provider group:	<b>HCBS - Brain Injury Providers</b> 649 providers at 613 locations
Member group:	<b>LTSS Brain Injury Mems</b> 199 members
Access standard:	Urban:1 Provider within 30.0 miles Suburban:1 Provider within 60.0 miles Rural:1 Provider within 60.0 miles
All members:	Urban: 14 (100.0%) with access (100.0%), without access (0.0%) Suburban: 54 (100.0%) with access (100.0%), without access (0.0%) Rural: 131 (100.0%) with access (100.0%), without access (0.0%)

Average distance to a choice of providers for all members					
Number of providers	1	2	3	4	5
Urban	0.8	0.9	1.1	1.3	1.5
Suburban	0.9	1.3	1.6	1.8	2.1
Rural	3.9	5.3	6.0	6.5	7.3

Key geographic areas				
Region	Total number of members	All members		
		Percent w	Percent wo	Average distance to 1 provider
East	86	100.0	0.0	2.4
Central	75	100.0	0.0	3.6
West	38	100.0	0.0	2.5

# Provider locations



- ▲ Single provider locations
- ▲ Multiple provider locations

- 30 mile radius
- 60 mile radius



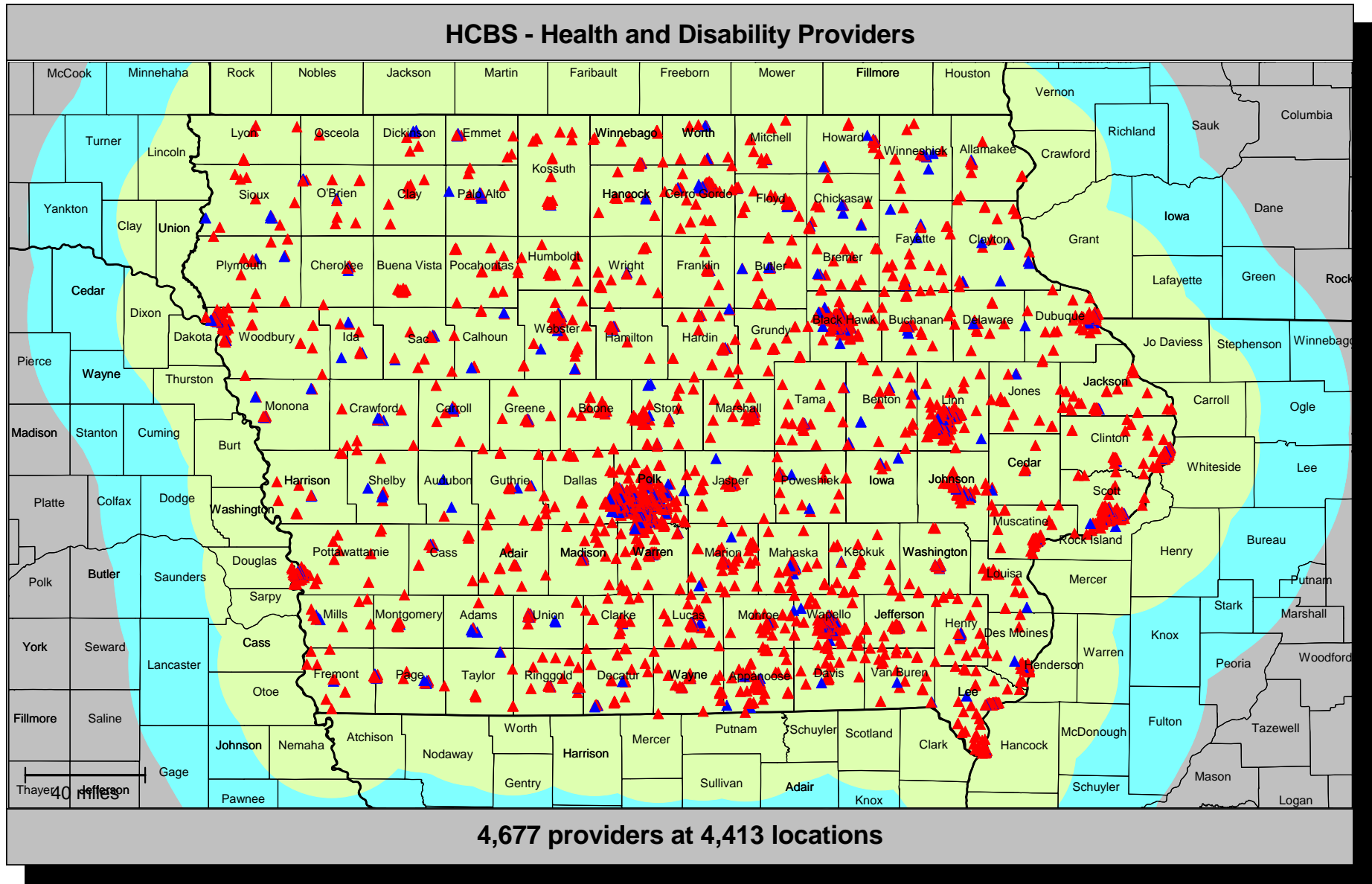
## Accessibility summary

Accessibility analysis specifications	
Provider group:	<b>HCBS - Elderly Providers</b> 5,809 providers at 5,419 locations
Member group:	<b>LTSS Elderly Mems</b> 1,637 members
Access standard:	Urban:1 Provider within 30.0 miles Suburban:1 Provider within 60.0 miles Rural:1 Provider within 60.0 miles
All members:	Urban: 169 (100.0%) with access (100.0%), without access (0.0%) Suburban: 397 (100.0%) with access (100.0%), without access (0.0%) Rural: 1,071 (100.0%) with access (100.0%), without access (0.0%)

Average distance to a choice of providers for all members					
Number of providers	1	2	3	4	5
Urban	0.1	0.1	0.2	0.2	0.3
Suburban	0.2	0.3	0.4	0.5	0.6
Rural	0.9	1.5	1.9	2.2	2.6

Key geographic areas				
Region	Total number of members	All members		
		Percent w	Percent wo	Average distance to 1 provider
East	710	100.0	0.0	0.6
Central	605	100.0	0.0	0.6
West	322	100.0	0.0	0.8

# Provider locations



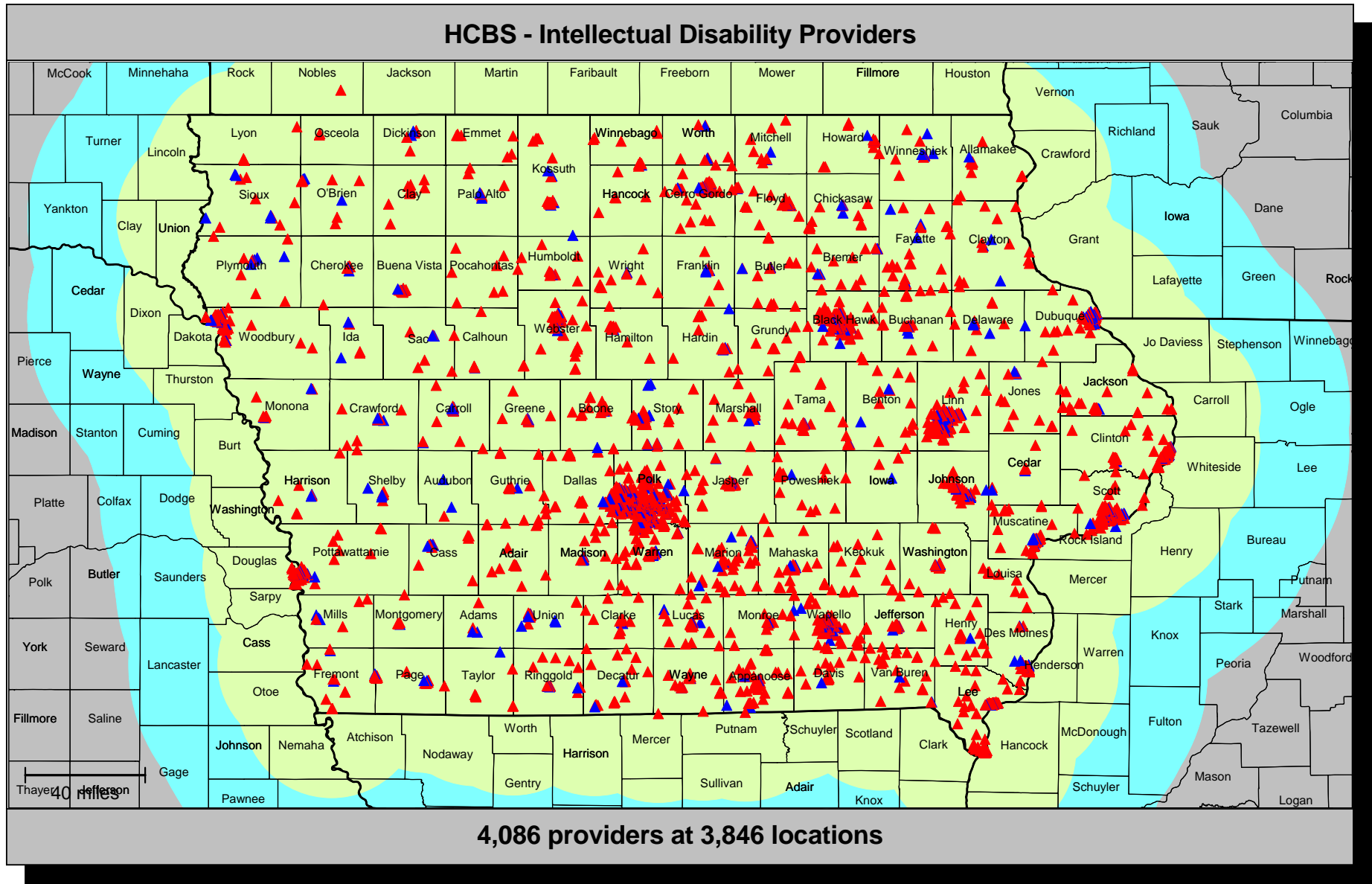
## Accessibility summary

Accessibility analysis specifications	
Provider group:	<b>HCBS - Health and Disability Providers</b> 4,677 providers at 4,413 locations
Member group:	<b>LTSS Health Disability Mems</b> 351 members
Access standard:	Urban:1 Provider within 30.0 miles Suburban:1 Provider within 60.0 miles Rural:1 Provider within 60.0 miles
All members:	Urban: 25 (100.0%) with access (100.0%), without access (0.0%) Suburban: 81 (100.0%) with access (100.0%), without access (0.0%) Rural: 245 (100.0%) with access (100.0%), without access (0.0%)

Average distance to a choice of providers for all members					
Number of providers	1	2	3	4	5
Urban	0.1	0.2	0.3	0.4	0.4
Suburban	0.3	0.4	0.5	0.6	0.8
Rural	1.5	2.5	3.2	3.8	4.2

Key geographic areas				
Region	Total number of members	All members		
		Percent w	wo	Average distance to 1 provider
East	162	100.0	0.0	1.2
Central	127	100.0	0.0	0.7
West	62	100.0	0.0	1.9

# Provider locations



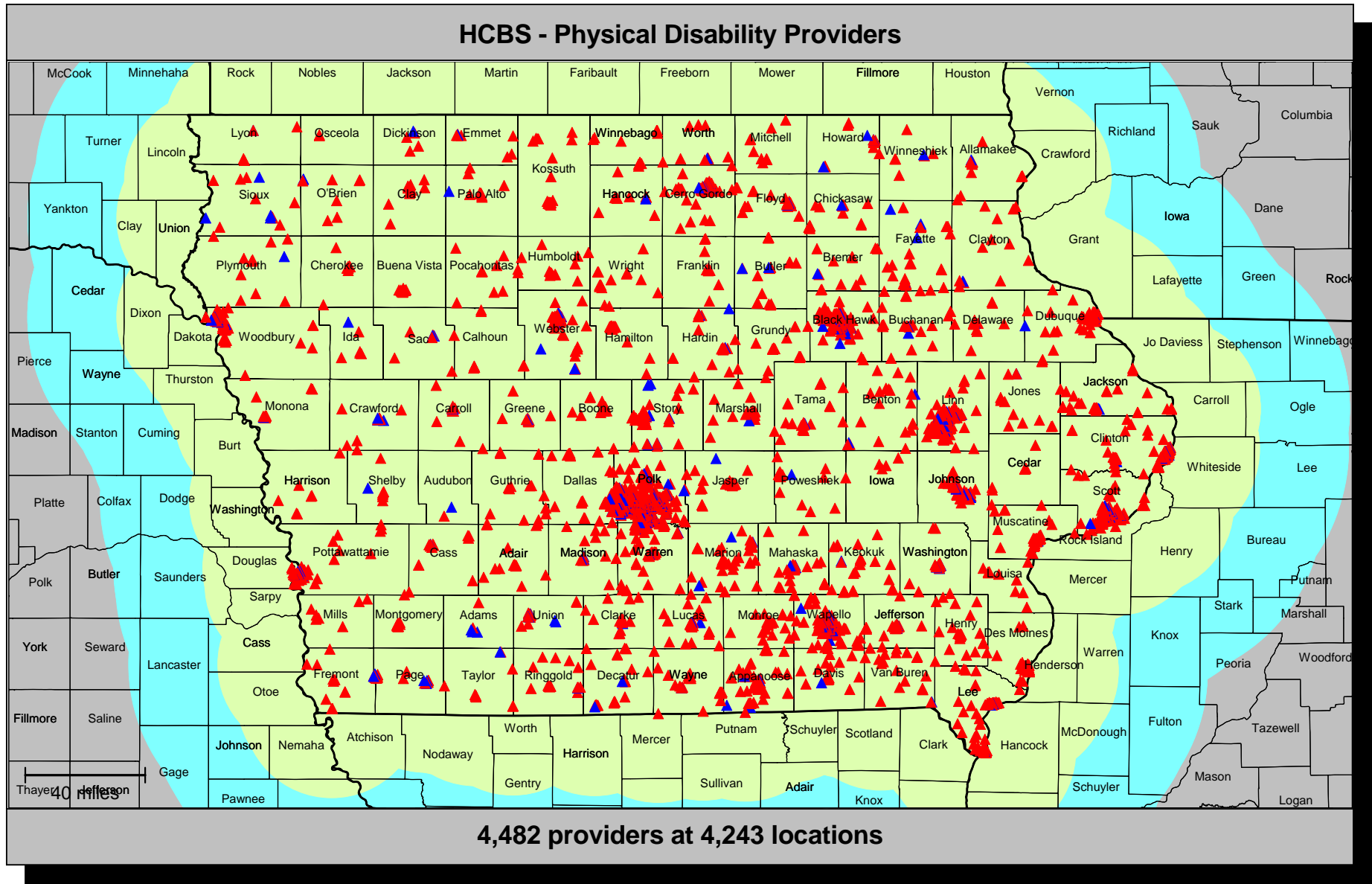
## Accessibility summary

Accessibility analysis specifications	
Provider group:	<b>HCBS - Intellectual Disability Providers</b> 4,086 providers at 3,846 locations
Member group:	<b>Intellectual Disability</b> 2,082 members
Access standard:	Urban:1 Provider within 30.0 miles Suburban:1 Provider within 60.0 miles Rural:1 Provider within 60.0 miles
All members:	Urban: 145 (100.0%) with access (100.0%), without access (0.0%) Suburban: 447 (100.0%) with access (100.0%), without access (0.0%) Rural: 1,490 (100.0%) with access (100.0%), without access (0.0%)

Average distance to a choice of providers for all members					
Number of providers	1	2	3	4	5
Urban	0.1	0.2	0.3	0.3	0.4
Suburban	0.4	0.5	0.7	0.7	0.8
Rural	1.4	2.0	2.5	2.9	3.3

Key geographic areas				
Region	Total number of members	All members		
		Percent w	Percent wo	Average distance to 1 provider
Central	784	100.0	0.0	0.9
East	743	100.0	0.0	1.0
West	555	100.0	0.0	1.5

# Provider locations



- ▲ Single provider locations
- ▲ Multiple provider locations

- 30 mile radius
- 60 mile radius

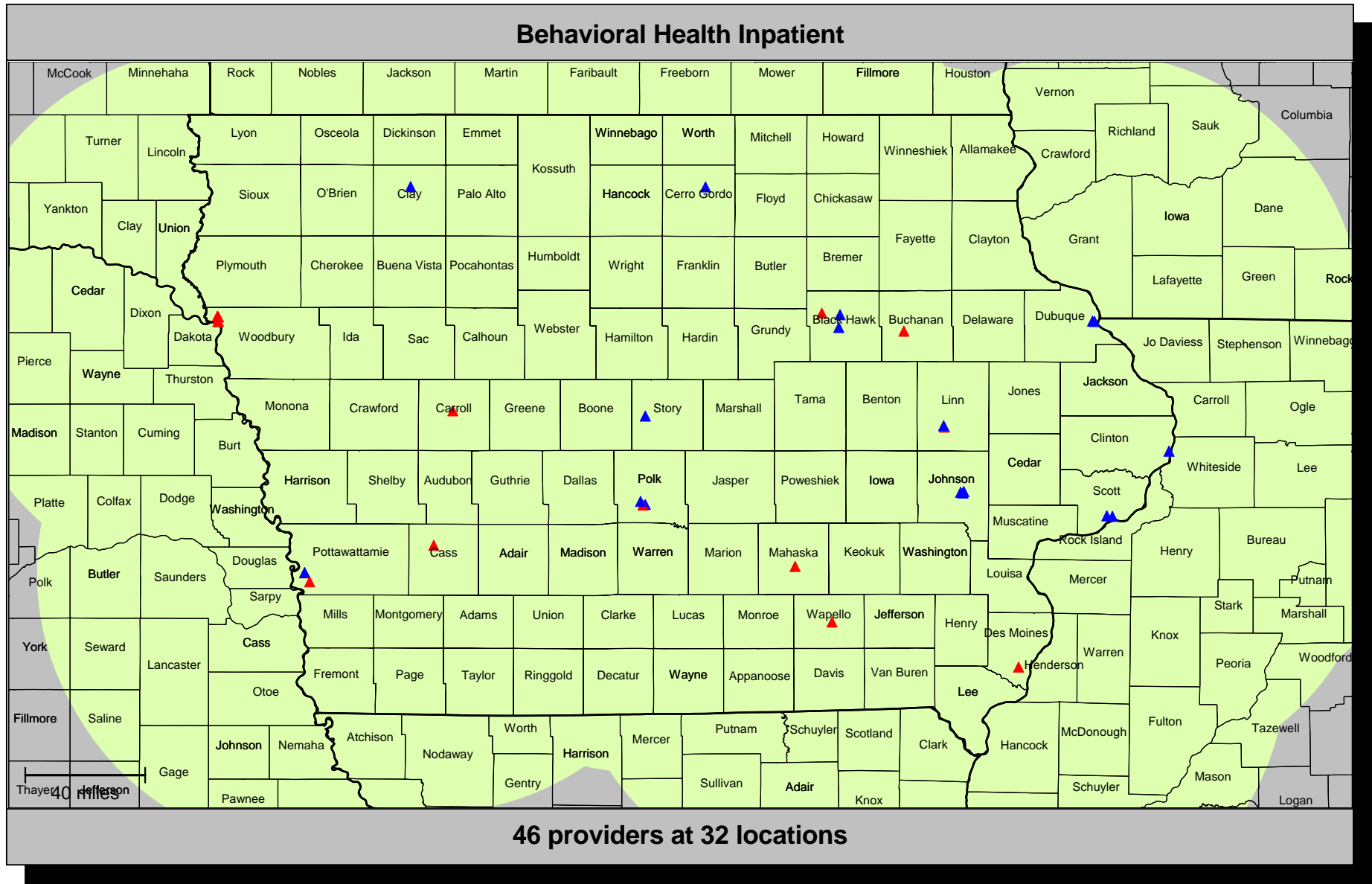
## Accessibility summary

Accessibility analysis specifications	
Provider group:	<b>HCBS - Physical Disability Providers</b> 4,482 providers at 4,243 locations
Member group:	<b>LTSS Physical Disability Mems</b> 168 members
Access standard:	Urban:1 Provider within 30.0 miles Suburban:1 Provider within 60.0 miles Rural:1 Provider within 60.0 miles
All members:	Urban: 31 (100.0%) with access (100.0%), without access (0.0%) Suburban: 48 (100.0%) with access (100.0%), without access (0.0%) Rural: 89 (100.0%) with access (100.0%), without access (0.0%)

Average distance to a choice of providers for all members					
Number of providers	1	2	3	4	5
Urban	0.1	0.2	0.3	0.3	0.4
Suburban	0.2	0.3	0.4	0.5	0.6
Rural	0.8	1.2	1.8	2.2	2.5

Key geographic areas				
Region	Total number of members	All members		
		Percent w	Percent wo	Average distance to 1 provider
Central	67	100.0	0.0	0.3
East	67	100.0	0.0	0.4
West	34	100.0	0.0	0.9

# Provider locations





## Accessibility summary

Accessibility analysis specifications	
Provider group:	<b>Behavioral Health Inpatient</b> 46 providers at 32 locations
Member group:	<b>Behavioral Health Habilitation Members</b> 9,821 members
Access standard:	<b>1 provider within 60 miles</b>
All members:	9,821 (100.0%) 98.3% with access 1.7% without access

Average distance to a choice of providers for all members					
Number of providers	1	2	3	4	5
Miles	15.7	20.7	26.5	29.4	35.4

Key geographic areas				
Region	Total number of members	All members		
		Percent w	Percent wo	Average distance to 1 provider
East	3,992	97.8	2.2	10.9
Central	3,323	99.7	0.3	14.3
West	2,506	97.1	2.9	25.1

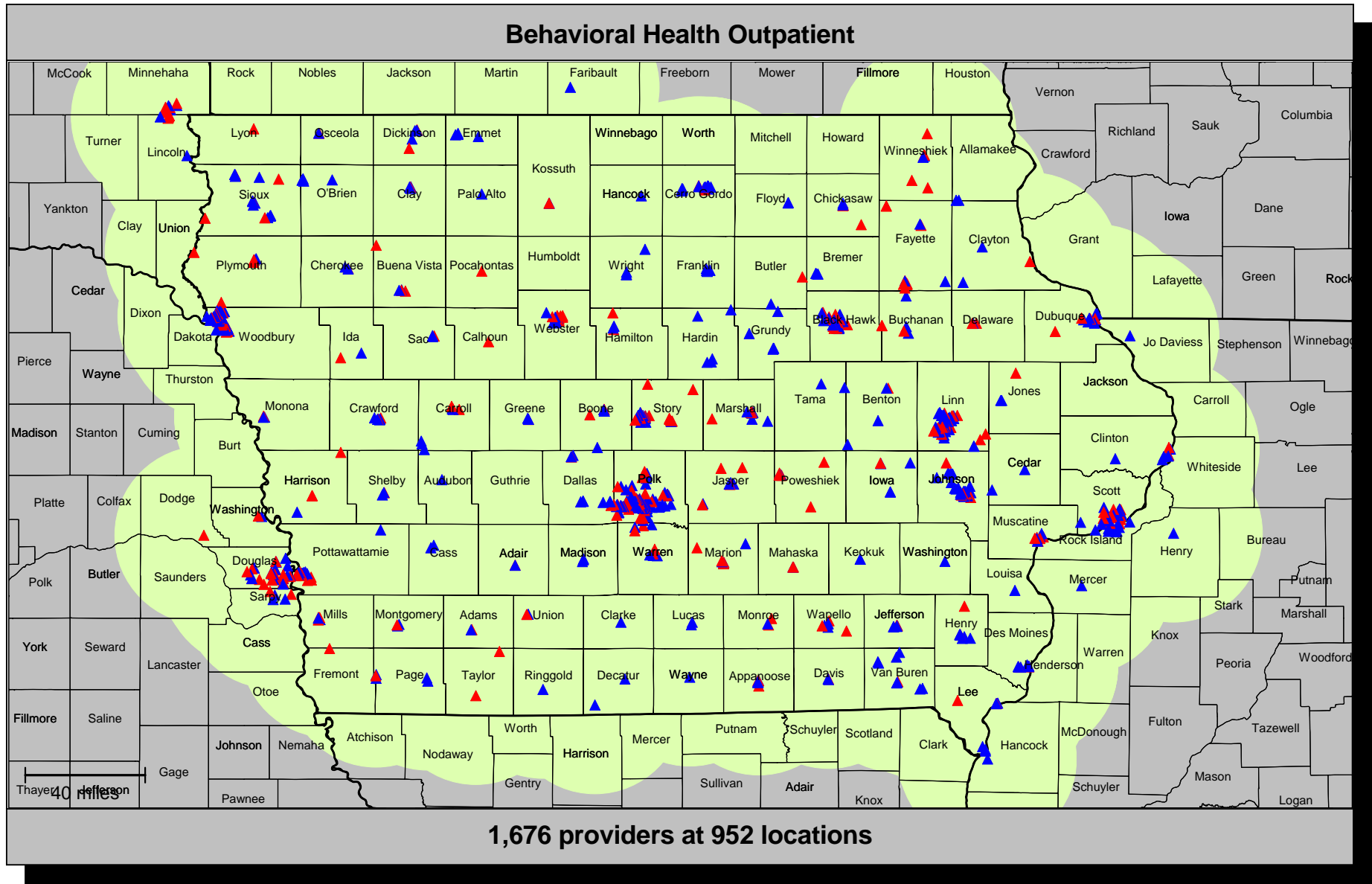
## Accessibility summary

Accessibility analysis specifications	
Provider group:	<b>Behavioral Health Inpatient</b> 46 providers at 32 locations
Member group:	<b>Behavioral Health Habilitation Members</b> 9,821 members
Access standard:	<b>1 provider within 90 miles</b>
All members:	9,821 (100.0%) 100.0% with access 0.0% without access

Average distance to a choice of providers for all members					
Number of providers	1	2	3	4	5
Miles	15.7	20.7	26.5	29.4	35.4

Key geographic areas				
Region	Total number of members	All members		
		Percent w	Percent wo	Average distance to 1 provider
East	3,992	100.0	0.0	10.9
Central	3,323	100.0	0.0	14.3
West	2,506	100.0	0.0	25.1

# Provider locations



## Accessibility summary

Accessibility analysis specifications	
Provider group:	<b>Behavioral Health Outpatient</b> 1,676 providers at 952 locations
Member group:	<b>Behavioral Health Habilitation Members</b> 9,821 members
Access standard:	<b>1 provider within 60 miles</b>
All members:	9,821 (100.0%) 100.0% with access 0.0% without access

Average distance to a choice of providers for all members					
Number of providers	1	2	3	4	5
Miles	2.9	3.3	3.8	4.2	4.8

Key geographic areas				
Region	Total number of members	All members		
		Percent w	Percent wo	Average distance to 1 provider
East	3,992	100.0	0.0	2.6
Central	3,323	100.0	0.0	2.5
West	2,506	100.0	0.0	3.9

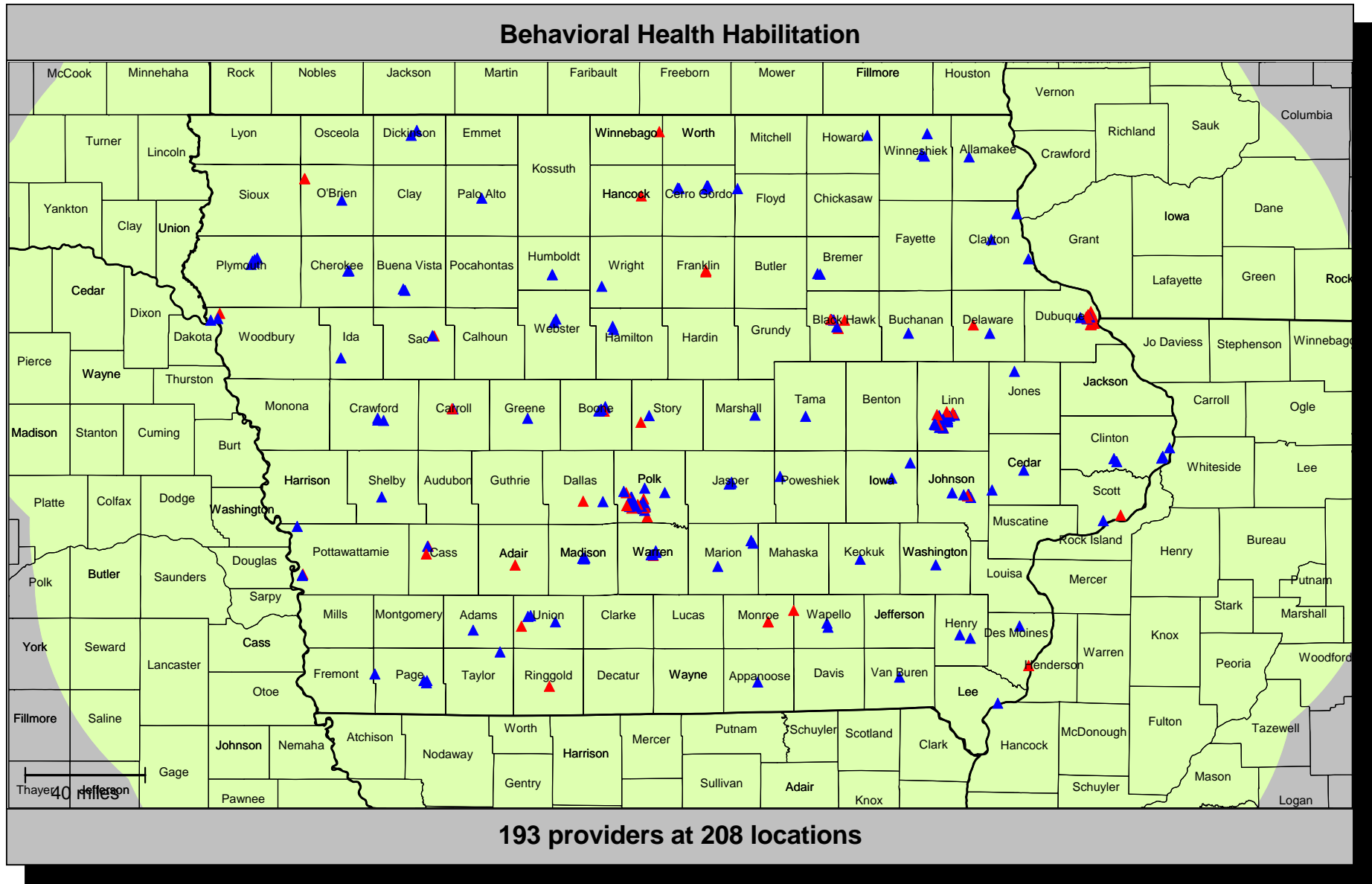
## Accessibility summary

Accessibility analysis specifications	
Provider group:	<b>Behavioral Health Outpatient</b> 1,676 providers at 952 locations
Member group:	<b>Behavioral Health Habilitation Members</b> 9,821 members
Access standard:	<b>1 provider within 90 miles</b>
All members:	9,821 (100.0%) 100.0% with access 0.0% without access

Average distance to a choice of providers for all members					
Number of providers	1	2	3	4	5
Miles	2.9	3.3	3.8	4.2	4.8

Key geographic areas				
Region	Total number of members	All members		
		Percent w	Percent wo	Average distance to 1 provider
East	3,992	100.0	0.0	2.6
Central	3,323	100.0	0.0	2.5
West	2,506	100.0	0.0	3.9

# Provider locations



## Accessibility summary

Accessibility analysis specifications	
Provider group:	<b>Behavioral Health Habilitation</b> 193 providers at 208 locations
Member group:	<b>Behavioral Health Habilitation Members</b> 9,821 members
Access standard:	<b>1 provider within 60 miles</b>
All members:	9,821 (100.0%) 100.0% with access 0.0% without access

Average distance to a choice of providers for all members					
Number of providers	1	2	3	4	5
Miles	6.1	6.8	8.4	10.1	11.7

Key geographic areas				
Region	Total number of members	All members		
		Percent w	Percent wo	Average distance to 1 provider
East	3,992	100.0	0.0	5.3
Central	3,323	100.0	0.0	5.7
West	2,506	100.0	0.0	8.1

## Accessibility summary

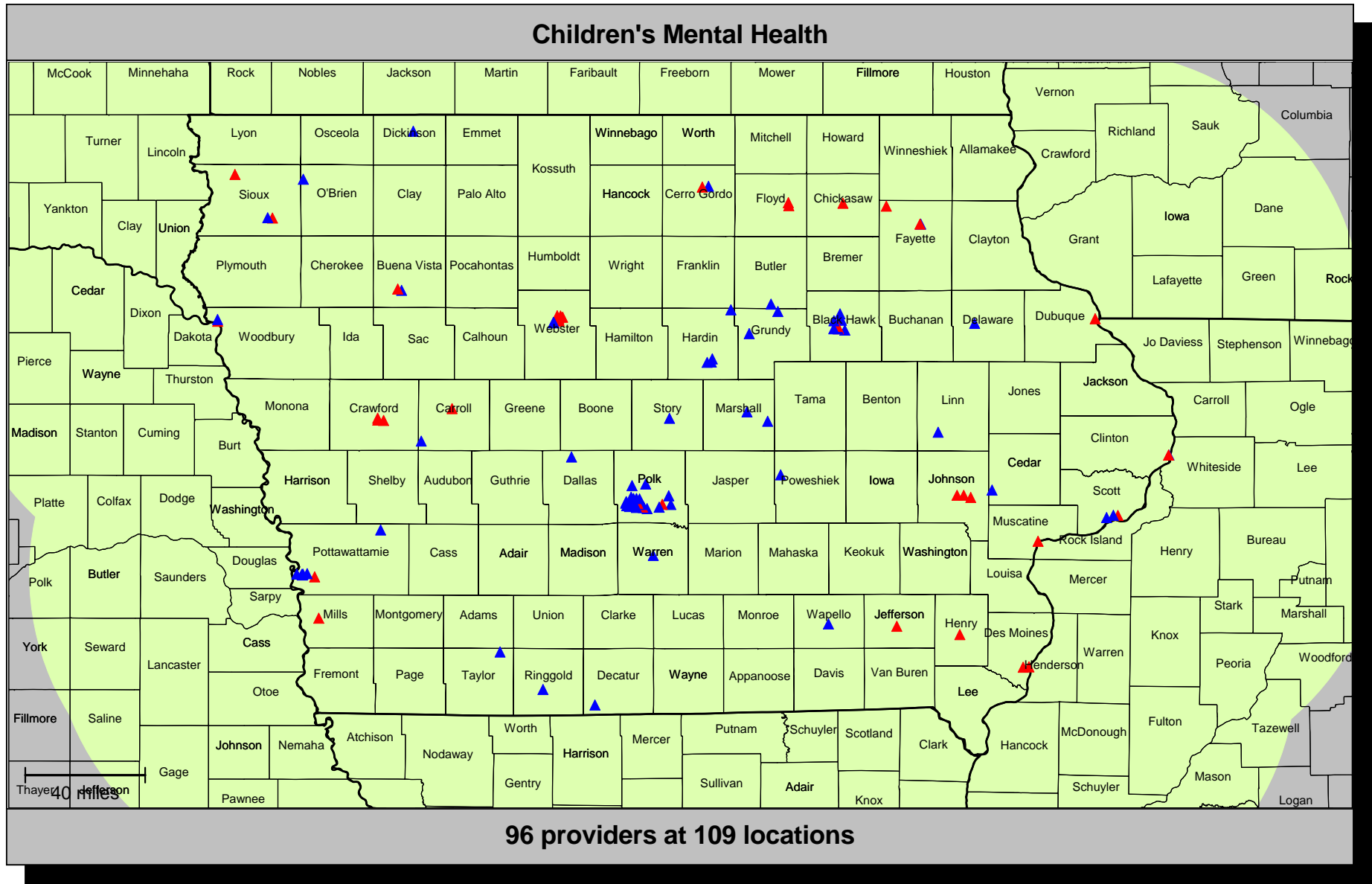
Accessibility analysis specifications	
Provider group:	<b>Behavioral Health Habilitation</b> 193 providers at 208 locations
Member group:	<b>Behavioral Health Habilitation Members</b> 9,821 members
Access standard:	<b>1 provider within 90 miles</b>
All members:	9,821 (100.0%) 100.0% with access 0.0% without access

Average distance to a choice of providers for all members					
Number of providers	1	2	3	4	5
Miles	6.1	6.8	8.4	10.1	11.7

Key geographic areas				
Region	Total number of members	All members		
		Percent w	Percent wo	Average distance to 1 provider
East	3,992	100.0	0.0	5.3
Central	3,323	100.0	0.0	5.7
West	2,506	100.0	0.0	8.1



# Provider locations



- ▲ Single provider locations
- ▲ Multiple provider locations

□ 90 mile radius

## Accessibility summary

Accessibility analysis specifications	
Provider group:	<b>Children's Mental Health</b> 96 providers at 109 locations
Member group:	<b>CMH Mems</b> 309 members
Access standard:	<b>1 provider within 60 miles</b>
All members:	309 (100.0%) 100.0% with access 0.0% without access

Average distance to a choice of providers for all members					
Number of providers	1	2	3	4	5
Miles	10.0	12.5	14.7	20.1	22.1

Key geographic areas				
Region	Total number of members	All members		
		Percent w	Percent wo	Average distance to 1 provider
Central	126	100.0	0.0	8.3
East	104	100.0	0.0	9.0
West	79	100.0	0.0	14.2

## Accessibility summary

Accessibility analysis specifications	
Provider group:	<b>Children's Mental Health</b> 96 providers at 109 locations
Member group:	<b>CMH Mems</b> 309 members
Access standard:	<b>1 provider within 90 miles</b>
All members:	309 (100.0%) 100.0% with access 0.0% without access

Average distance to a choice of providers for all members					
Number of providers	1	2	3	4	5
Miles	10.0	12.5	14.7	20.1	22.1

Key geographic areas				
Region	Total number of members	All members		
		Percent w	Percent wo	Average distance to 1 provider
Central	126	100.0	0.0	8.3
East	104	100.0	0.0	9.0
West	79	100.0	0.0	14.2