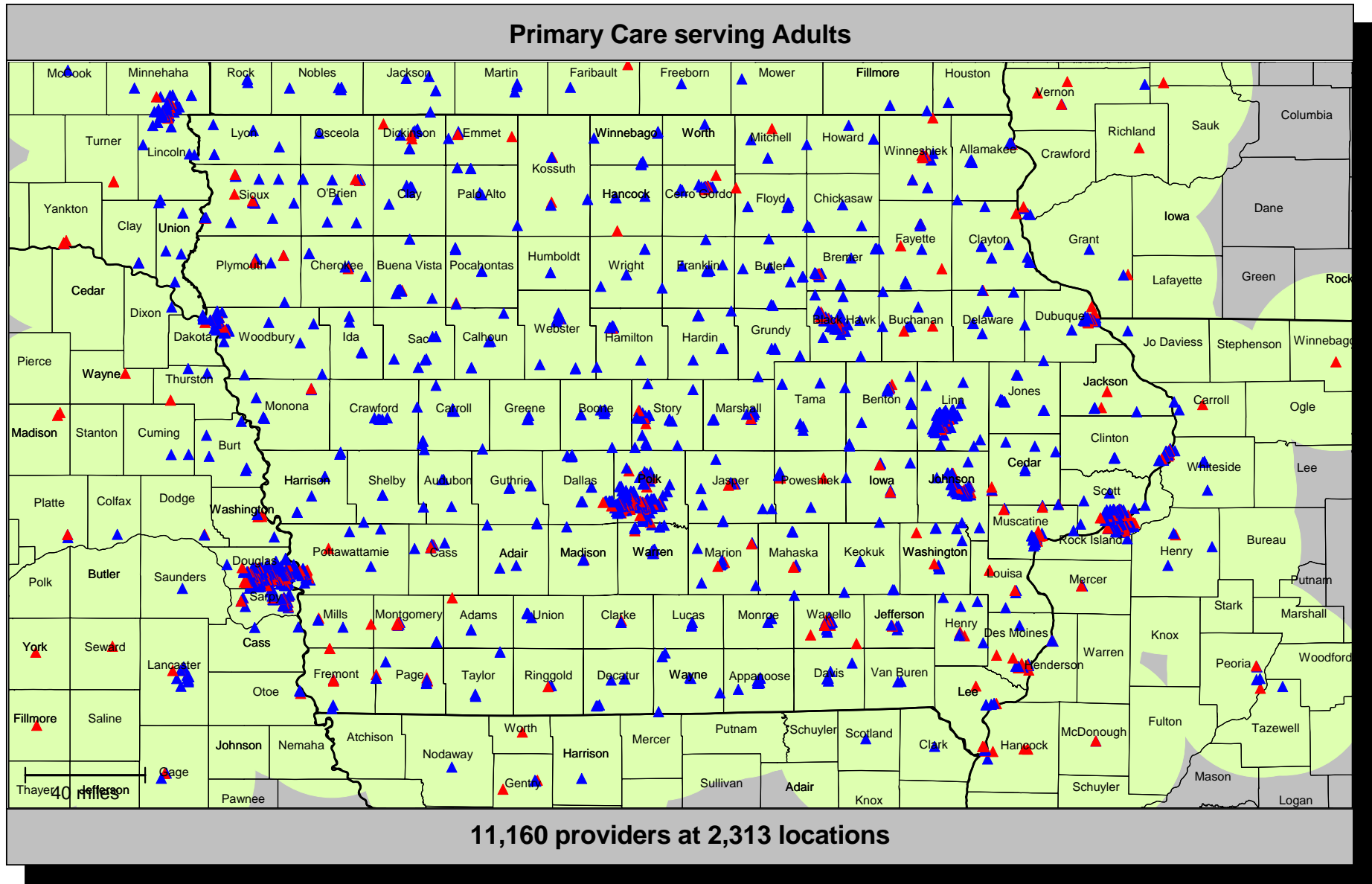


Provider locations



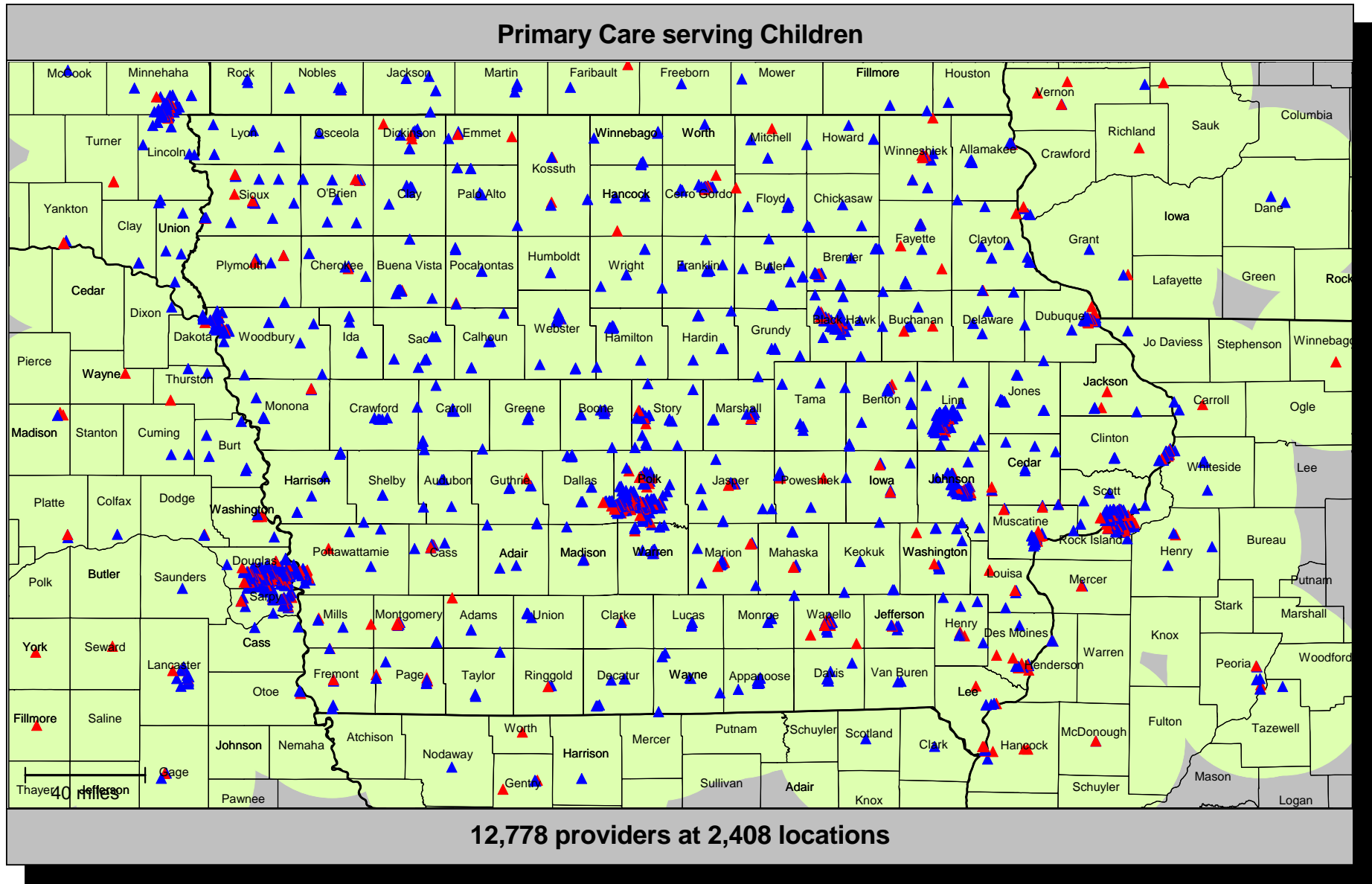
Accessibility summary

Accessibility analysis specifications	
Provider group:	Primary Care serving Adults 11,160 providers at 2,313 locations
Member group:	IA Adult Members 67,136 members
Access standard:	1 provider within 30 miles
All members:	67,136 (100.0%) 100.0% with access 0.0% without access

Average distance to a choice of providers for all members					
Number of providers	1	2	3	4	5
Miles	1.8	2.0	2.2	2.3	2.4

Key geographic areas				
Region	Total number of members	All members		
		Percent w	Percent wo	Average distance to 1 provider
East	26,760	100.0	0.0	1.5
Central	24,422	100.0	0.0	1.7
West	15,954	100.0	0.0	2.4

Provider locations



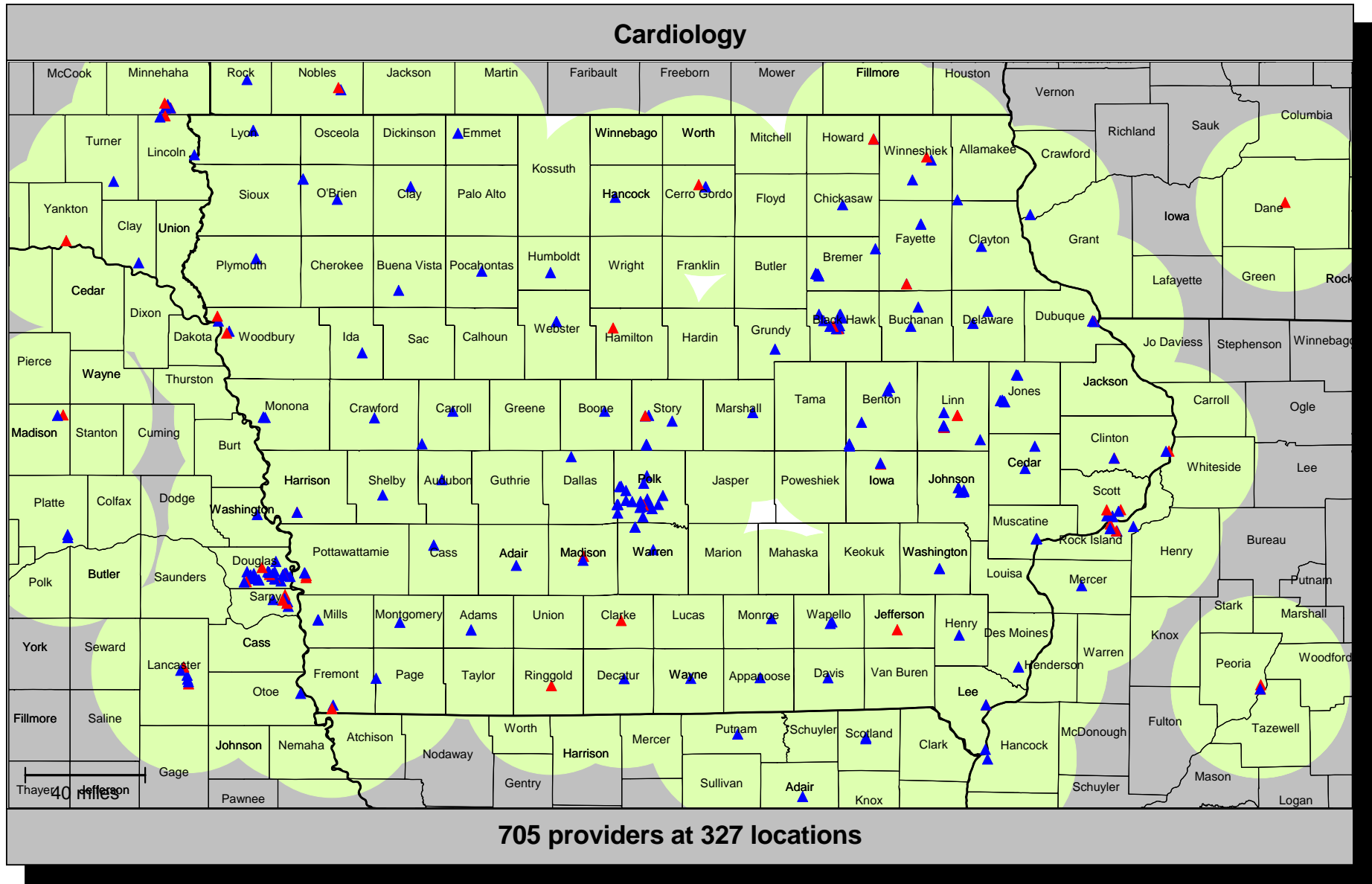
Accessibility summary

Accessibility analysis specifications	
Provider group:	Primary Care serving Children 12,778 providers at 2,408 locations
Member group:	IA Children Members 70,187 members
Access standard:	1 provider within 30 miles
All members:	70,187 (100.0%) 100.0% with access 0.0% without access

Average distance to a choice of providers for all members					
Number of providers	1	2	3	4	5
Miles	1.8	2.0	2.1	2.2	2.4

Key geographic areas				
Region	Total number of members	All members		
		Percent w	Percent wo	Average distance to 1 provider
East	26,138	100.0	0.0	1.6
Central	25,228	100.0	0.0	1.6
West	18,821	100.0	0.0	2.3

Provider locations



Accessibility summary

Accessibility analysis specifications	
Provider group:	Cardiology 705 providers at 327 locations
Member group:	IA Mems 156,470 members
Access standard:	1 provider within 60 miles
All members:	156,470 (100.0%) 100.0% with access 0.0% without access

Average distance to a choice of providers for all members					
Number of providers	1	2	3	4	5
Miles	6.2	6.6	7.2	8.2	8.8

Key geographic areas				
Region	Total number of members	All members		
		Percent w	Percent wo	Average distance to 1 provider
East	60,144	100.0	0.0	4.4
Central	56,448	100.0	0.0	6.9
West	39,878	100.0	0.0	8.1

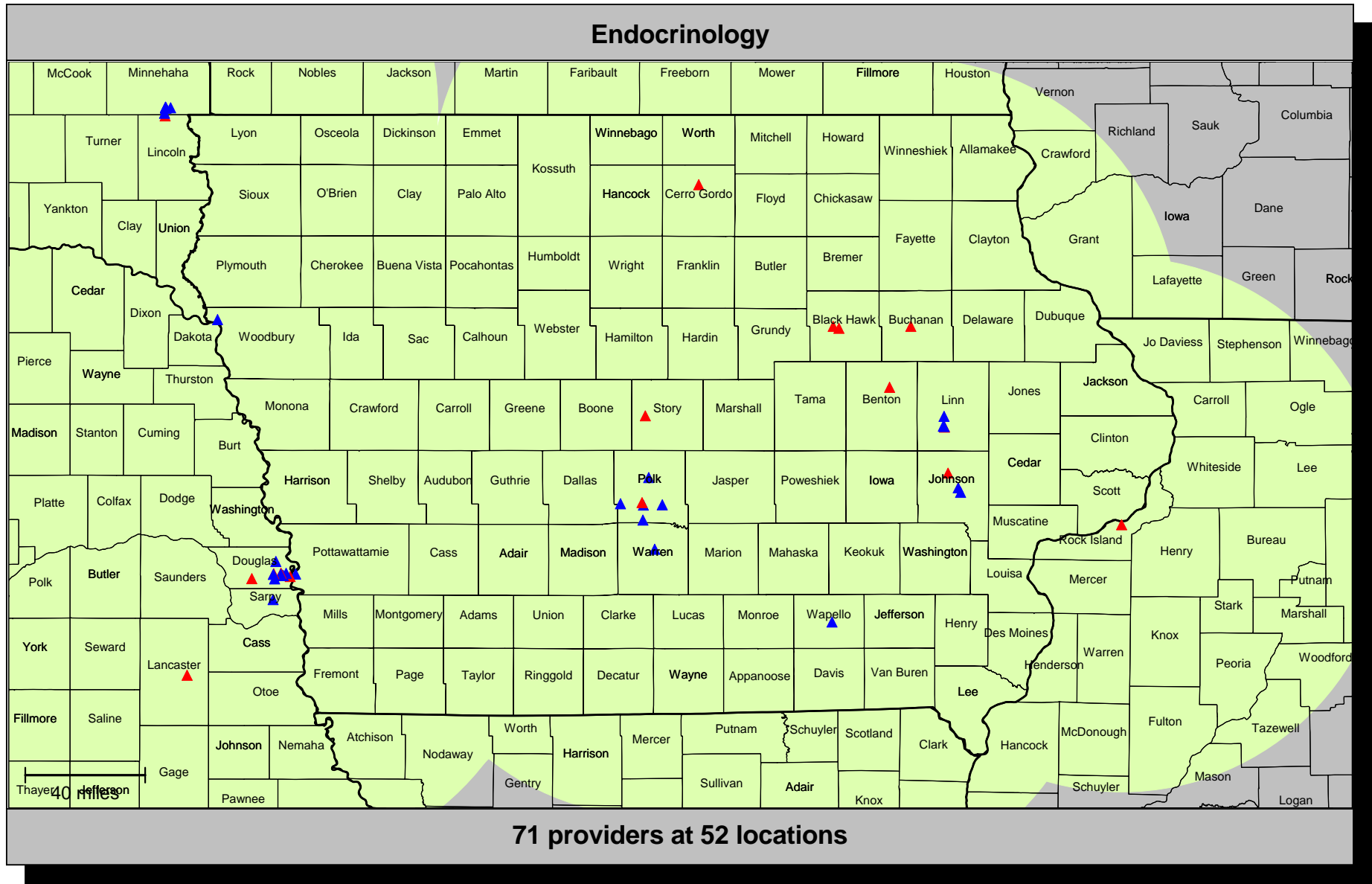
Accessibility summary

Accessibility analysis specifications	
Provider group:	Cardiology 705 providers at 327 locations
Member group:	IA Mems 156,470 members
Access standard:	1 provider within 90 miles
All members:	156,470 (100.0%) 100.0% with access 0.0% without access

Average distance to a choice of providers for all members					
Number of providers	1	2	3	4	5
Miles	6.2	6.6	7.2	8.2	8.8

Key geographic areas				
Region	Total number of members	All members		
		Percent w	Percent wo	Average distance to 1 provider
East	60,144	100.0	0.0	4.4
Central	56,448	100.0	0.0	6.9
West	39,878	100.0	0.0	8.1

Provider locations



Accessibility summary

Accessibility analysis specifications	
Provider group:	Endocrinology 71 providers at 52 locations
Member group:	IA Mems 156,470 members
Access standard:	1 provider within 60 miles
All members:	156,470 (100.0%) 89.0% with access 11.0% without access

Average distance to a choice of providers for all members					
Number of providers	1	2	3	4	5
Miles	23.1	31.0	36.8	38.1	42.8

Key geographic areas				
Region	Total number of members	All members		
		Percent w	Percent wo	Average distance to 1 provider
East	60,144	86.1	13.9	23.1
Central	56,448	99.9	0.1	13.4
West	39,878	77.6	22.4	37.0

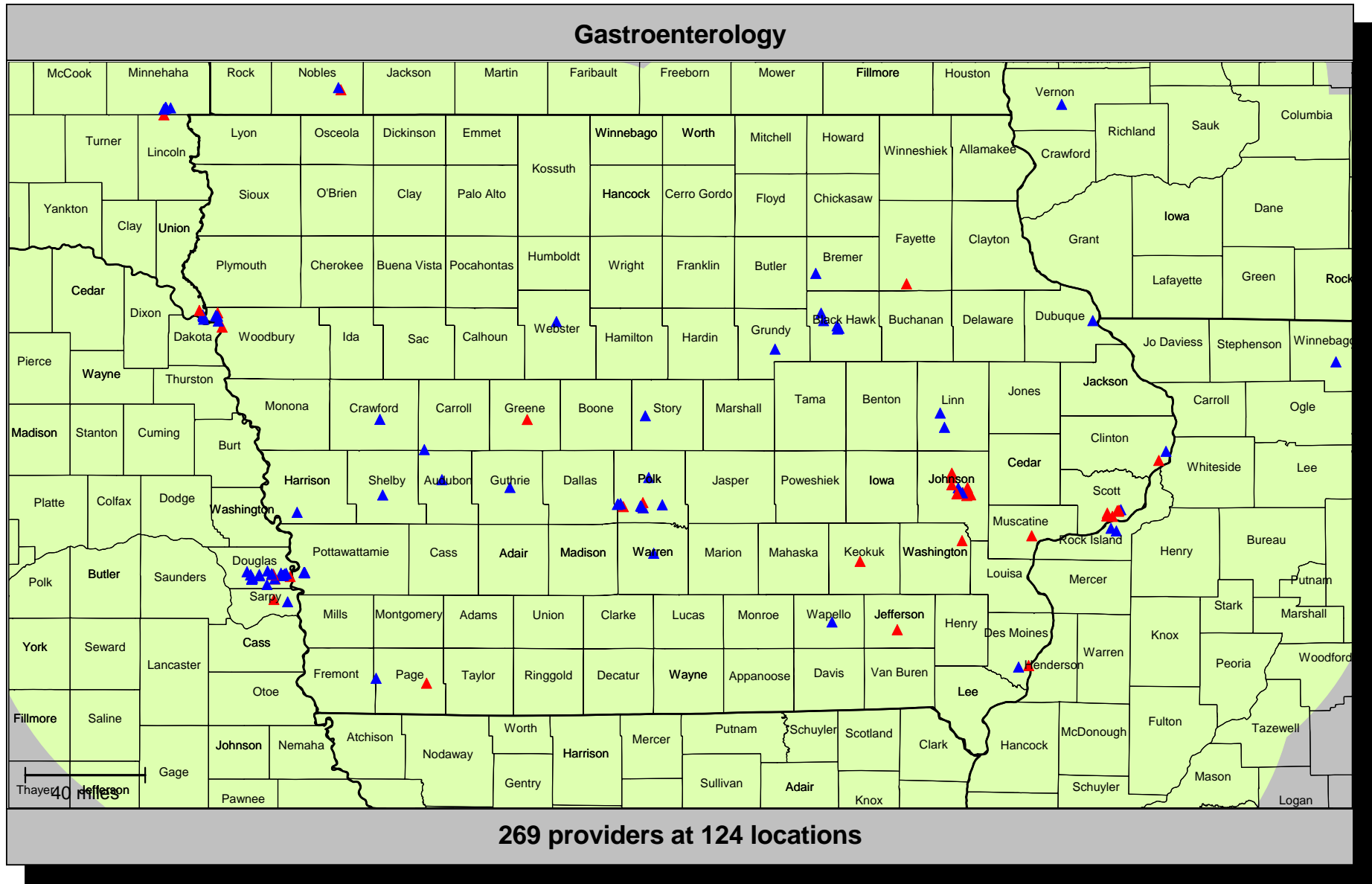
Accessibility summary

Accessibility analysis specifications	
Provider group:	Endocrinology 71 providers at 52 locations
Member group:	IA Mems 156,470 members
Access standard:	1 provider within 90 miles
All members:	156,470 (100.0%) 99.9% with access 0.1% without access

Average distance to a choice of providers for all members					
Number of providers	1	2	3	4	5
Miles	23.1	31.0	36.8	38.1	42.8

Key geographic areas				
Region	Total number of members	All members		
		Percent w	Percent wo	Average distance to 1 provider
East	60,144	100.0	0.0	23.1
Central	56,448	100.0	0.0	13.4
West	39,878	99.9	0.1	37.0

Provider locations



Accessibility summary

Accessibility analysis specifications	
Provider group:	Gastroenterology 269 providers at 124 locations
Member group:	IA Mems 156,470 members
Access standard:	1 provider within 60 miles
All members:	156,470 (100.0%) 98.9% with access 1.1% without access

Average distance to a choice of providers for all members					
Number of providers	1	2	3	4	5
Miles	13.7	15.3	17.0	19.9	22.0

Key geographic areas				
Region	Total number of members	All members		
		Percent w	Percent wo	Average distance to 1 provider
East	60,144	100.0	0.0	8.8
Central	56,448	98.7	1.3	14.4
West	39,878	97.6	2.4	20.2

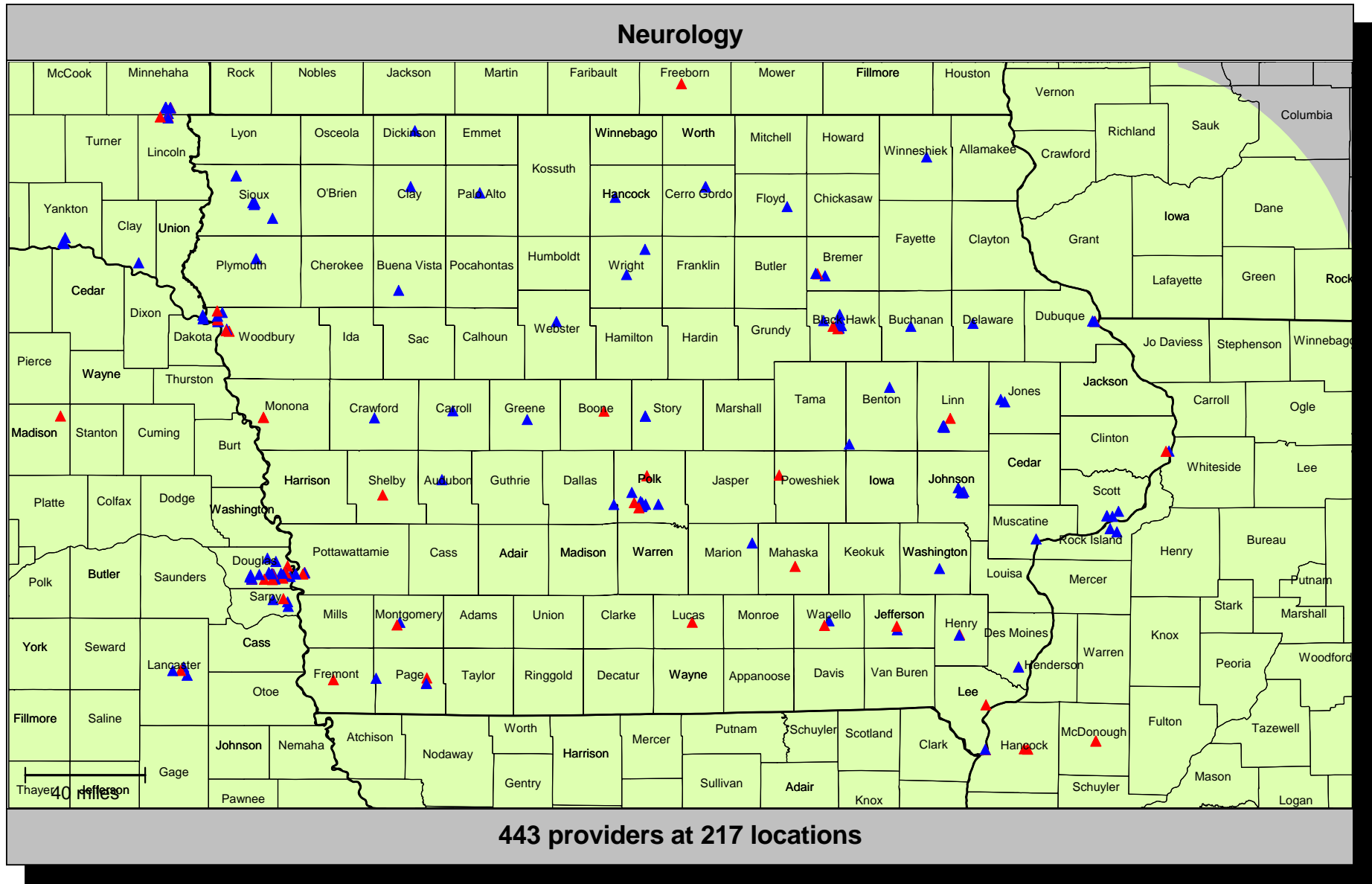
Accessibility summary

Accessibility analysis specifications	
Provider group:	Gastroenterology 269 providers at 124 locations
Member group:	IA Mems 156,470 members
Access standard:	1 provider within 90 miles
All members:	156,470 (100.0%) 100.0% with access 0.0% without access

Average distance to a choice of providers for all members					
Number of providers	1	2	3	4	5
Miles	13.7	15.3	17.0	19.9	22.0

Key geographic areas				
Region	Total number of members	All members		
		Percent w	Percent wo	Average distance to 1 provider
East	60,144	100.0	0.0	8.8
Central	56,448	100.0	0.0	14.4
West	39,878	100.0	0.0	20.2

Provider locations



Accessibility summary

Accessibility analysis specifications	
Provider group:	Neurology 443 providers at 217 locations
Member group:	IA Mems 156,470 members
Access standard:	1 provider within 60 miles
All members:	156,470 (100.0%) 100.0% with access 0.0% without access

Average distance to a choice of providers for all members					
Number of providers	1	2	3	4	5
Miles	8.4	9.7	11.5	12.7	13.8

Key geographic areas				
Region	Total number of members	All members		
		Percent w	Percent wo	Average distance to 1 provider
East	60,144	100.0	0.0	6.1
Central	56,448	100.0	0.0	8.8
West	39,878	100.0	0.0	11.2

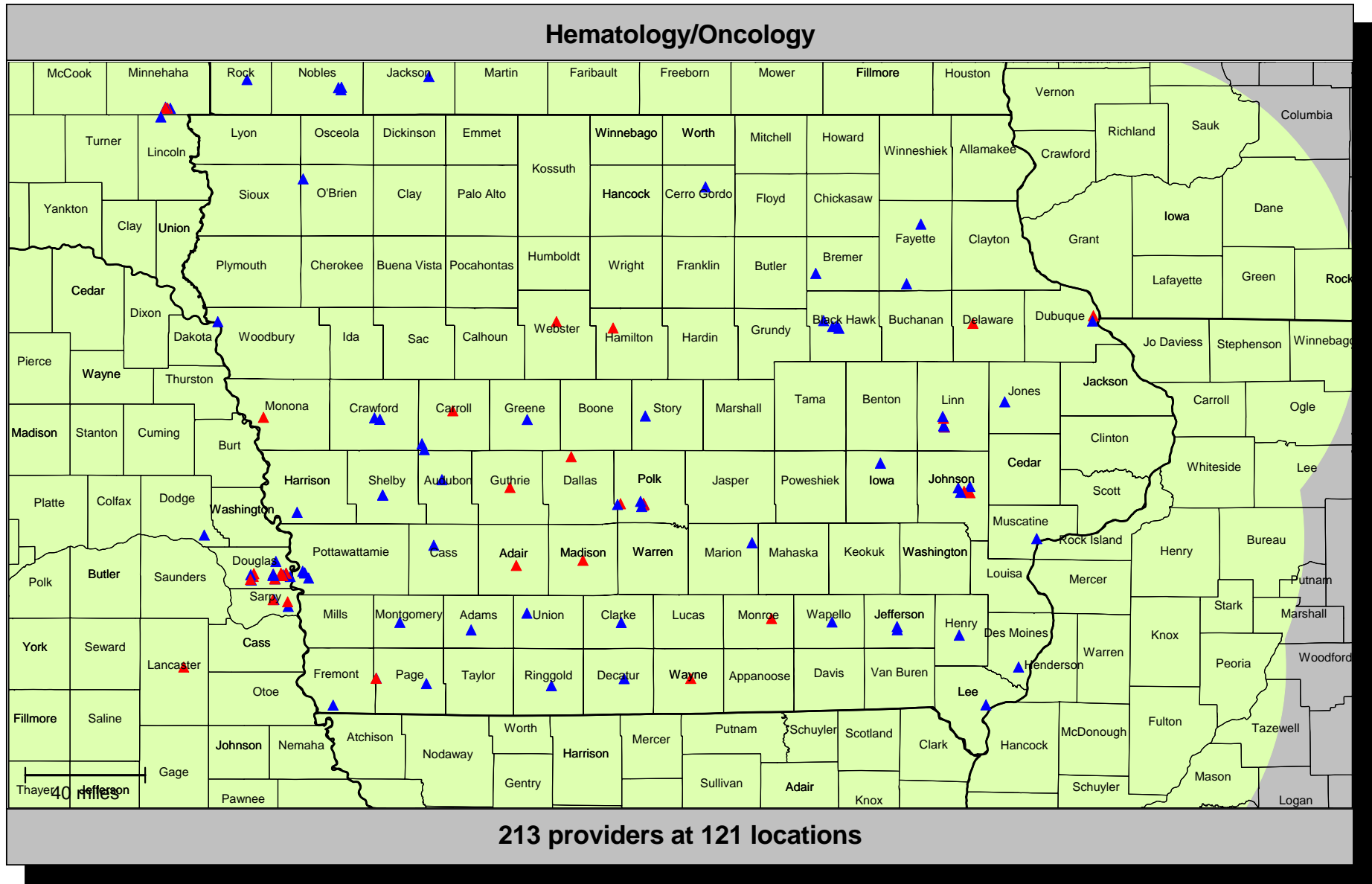
Accessibility summary

Accessibility analysis specifications	
Provider group:	Neurology 443 providers at 217 locations
Member group:	IA Mems 156,470 members
Access standard:	1 provider within 90 miles
All members:	156,470 (100.0%) 100.0% with access 0.0% without access

Average distance to a choice of providers for all members					
Number of providers	1	2	3	4	5
Miles	8.4	9.7	11.5	12.7	13.8

Key geographic areas				
Region	Total number of members	All members		
		Percent w	Percent wo	Average distance to 1 provider
East	60,144	100.0	0.0	6.1
Central	56,448	100.0	0.0	8.8
West	39,878	100.0	0.0	11.2

Provider locations



Accessibility summary

Accessibility analysis specifications	
Provider group:	Hematology/Oncology 213 providers at 121 locations
Member group:	IA Mems 156,470 members
Access standard:	1 provider within 60 miles
All members:	156,470 (100.0%) 99.6% with access 0.4% without access

Average distance to a choice of providers for all members					
Number of providers	1	2	3	4	5
Miles	12.8	14.0	15.2	16.3	19.9

Key geographic areas				
Region	Total number of members	All members		
		Percent w	Percent wo	Average distance to 1 provider
East	60,144	99.1	0.9	14.2
Central	56,448	100.0	0.0	11.1
West	39,878	100.0	0.0	12.9

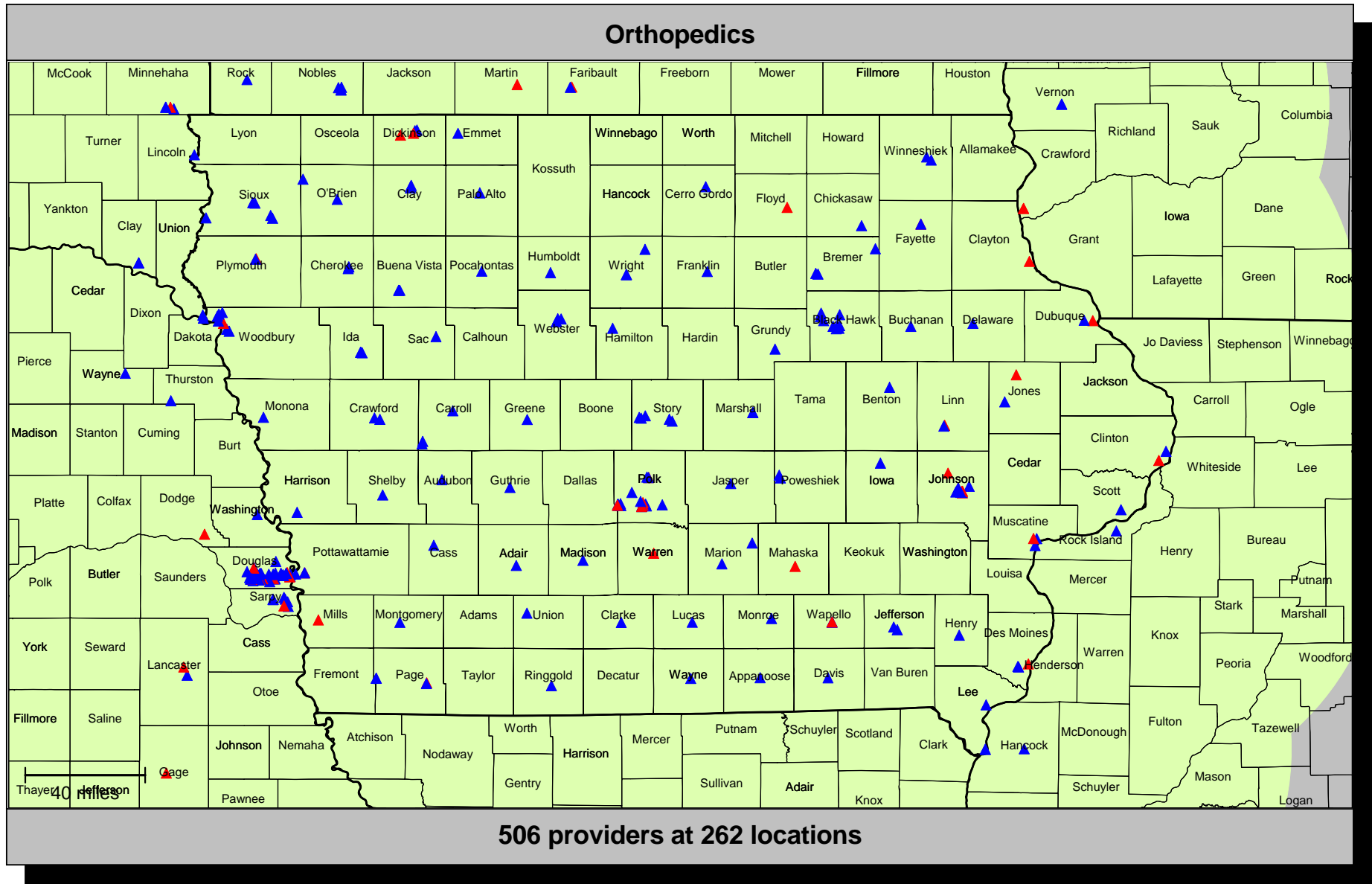
Accessibility summary

Accessibility analysis specifications	
Provider group:	Hematology/Oncology 213 providers at 121 locations
Member group:	IA Mems 156,470 members
Access standard:	1 provider within 90 miles
All members:	156,470 (100.0%) 100.0% with access 0.0% without access

Average distance to a choice of providers for all members					
Number of providers	1	2	3	4	5
Miles	12.8	14.0	15.2	16.3	19.9

Key geographic areas				
Region	Total number of members	All members		
		Percent w	Percent wo	Average distance to 1 provider
East	60,144	100.0	0.0	14.2
Central	56,448	100.0	0.0	11.1
West	39,878	100.0	0.0	12.9

Provider locations



Accessibility summary

Accessibility analysis specifications	
Provider group:	Orthopedics 506 providers at 262 locations
Member group:	IA Mems 156,470 members
Access standard:	1 provider within 60 miles
All members:	156,470 (100.0%) 100.0% with access 0.0% without access

Average distance to a choice of providers for all members					
Number of providers	1	2	3	4	5
Miles	6.1	6.8	7.6	9.5	11.3

Key geographic areas				
Region	Total number of members	All members		
		Percent w	Percent wo	Average distance to 1 provider
East	60,144	100.0	0.0	6.3
Central	56,448	100.0	0.0	5.7
West	39,878	100.0	0.0	6.5

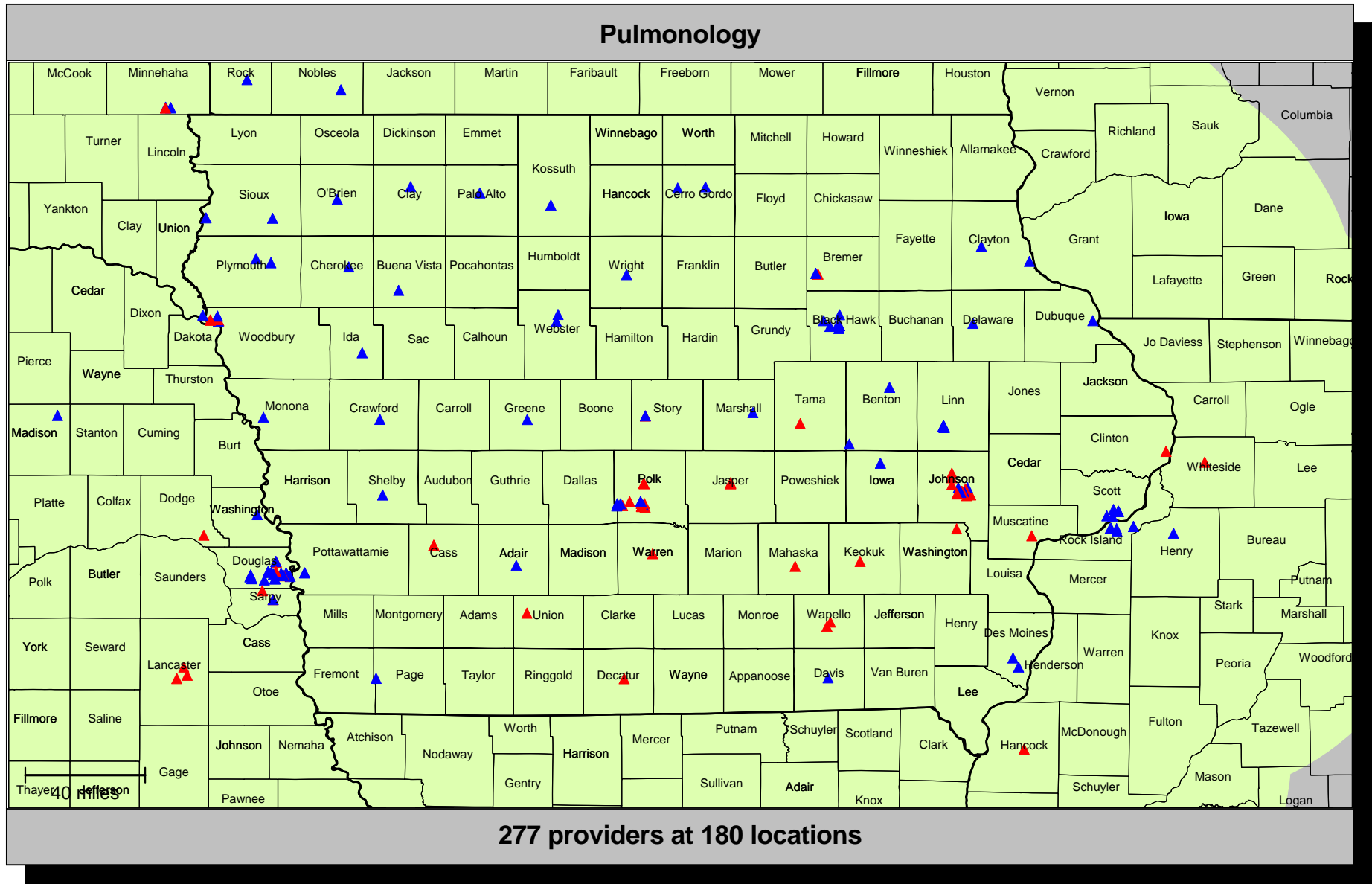
Accessibility summary

Accessibility analysis specifications	
Provider group:	Orthopedics 506 providers at 262 locations
Member group:	IA Mems 156,470 members
Access standard:	1 provider within 90 miles
All members:	156,470 (100.0%) 100.0% with access 0.0% without access

Average distance to a choice of providers for all members					
Number of providers	1	2	3	4	5
Miles	6.1	6.8	7.6	9.5	11.3

Key geographic areas				
Region	Total number of members	All members		
		Percent w	Percent wo	Average distance to 1 provider
East	60,144	100.0	0.0	6.3
Central	56,448	100.0	0.0	5.7
West	39,878	100.0	0.0	6.5

Provider locations



Accessibility summary

Accessibility analysis specifications	
Provider group:	Pulmonology 277 providers at 180 locations
Member group:	IA Mems 156,470 members
Access standard:	1 provider within 60 miles
All members:	156,470 (100.0%) 100.0% with access 0.0% without access

Average distance to a choice of providers for all members					
Number of providers	1	2	3	4	5
Miles	8.8	10.5	13.4	14.7	16.0

Key geographic areas				
Region	Total number of members	All members		
		Percent w	Percent wo	Average distance to 1 provider
East	60,144	100.0	0.0	8.3
Central	56,448	100.0	0.0	8.3
West	39,878	100.0	0.0	10.2

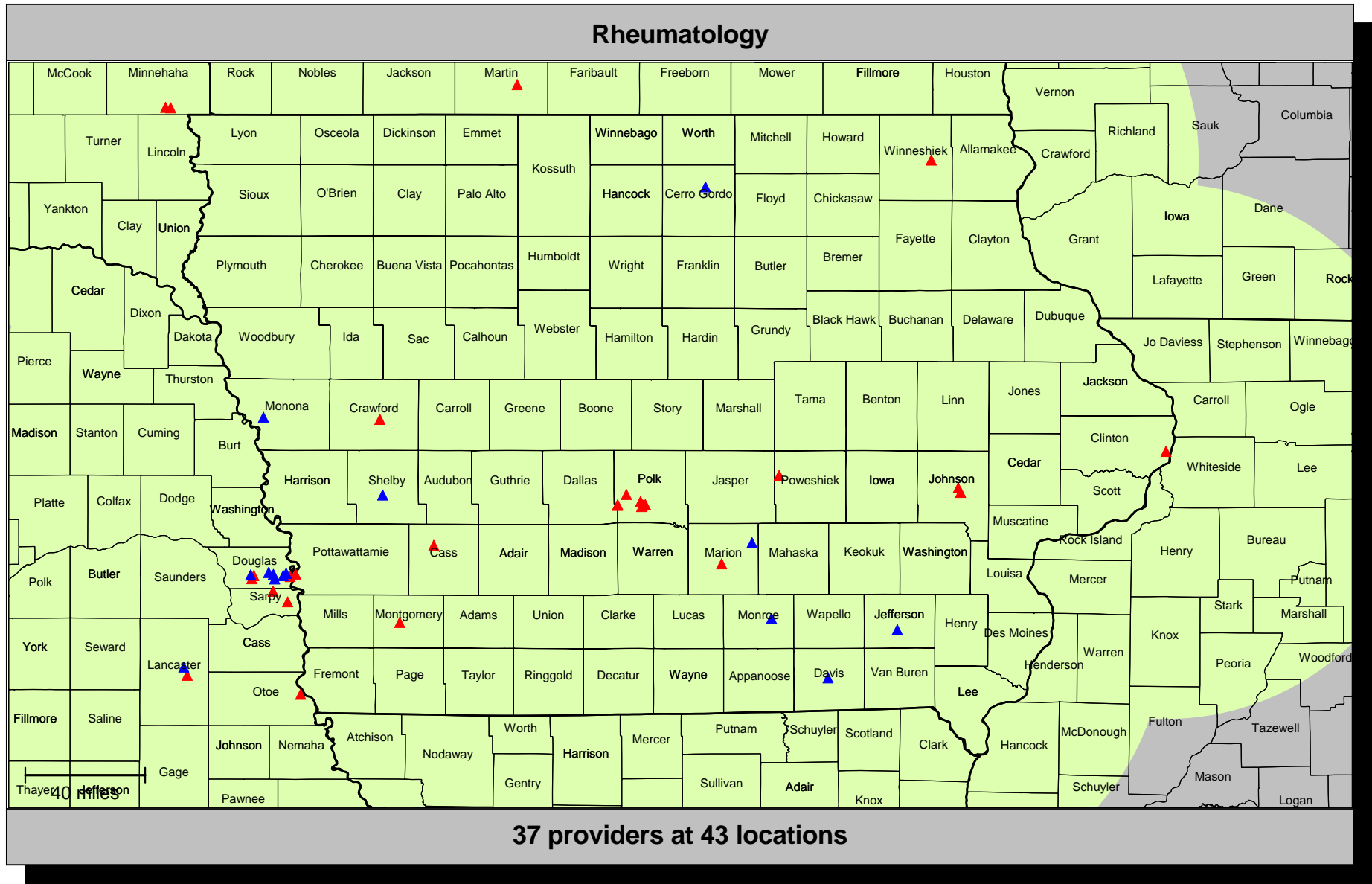
Accessibility summary

Accessibility analysis specifications	
Provider group:	Pulmonology 277 providers at 180 locations
Member group:	IA Mems 156,470 members
Access standard:	1 provider within 90 miles
All members:	156,470 (100.0%) 100.0% with access 0.0% without access

Average distance to a choice of providers for all members					
Number of providers	1	2	3	4	5
Miles	8.8	10.5	13.4	14.7	16.0

Key geographic areas				
Region	Total number of members	All members		
		Percent w	Percent wo	Average distance to 1 provider
East	60,144	100.0	0.0	8.3
Central	56,448	100.0	0.0	8.3
West	39,878	100.0	0.0	10.2

Provider locations



Accessibility summary

Accessibility analysis specifications	
Provider group:	Rheumatology 37 providers at 43 locations
Member group:	IA Mems 156,470 members
Access standard:	1 provider within 60 miles
All members:	156,470 (100.0%) 91.6% with access 8.4% without access

Average distance to a choice of providers for all members					
Number of providers	1	2	3	4	5
Miles	28.0	35.5	45.2	54.1	57.7

Key geographic areas				
Region	Total number of members	All members		
		Percent w	Percent wo	Average distance to 1 provider
East	60,144	85.6	14.4	36.5
Central	56,448	100.0	0.0	14.0
West	39,878	88.8	11.2	34.9

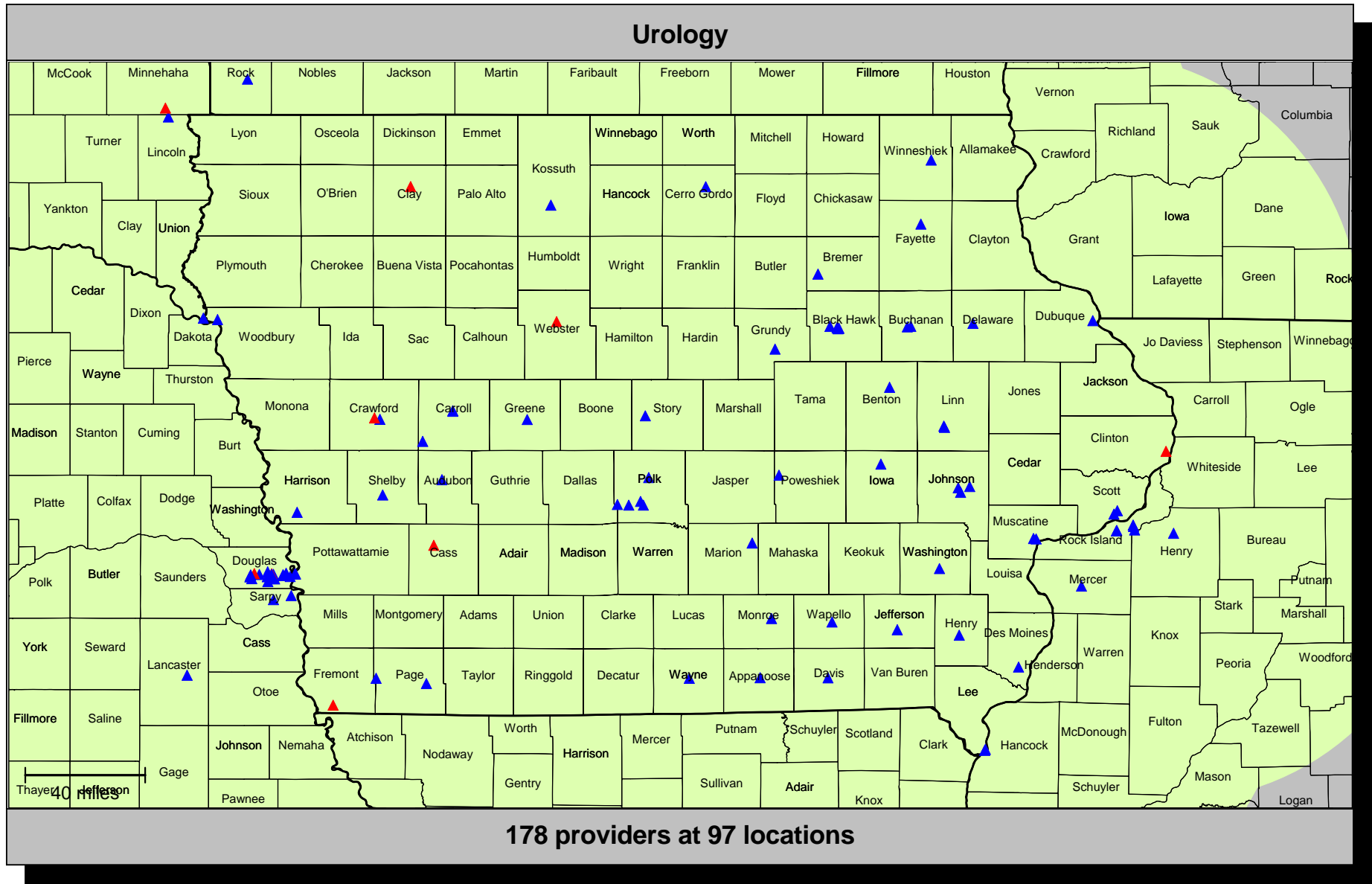
Accessibility summary

Accessibility analysis specifications	
Provider group:	Rheumatology 37 providers at 43 locations
Member group:	IA Mems 156,470 members
Access standard:	1 provider within 90 miles
All members:	156,470 (100.0%) 100.0% with access 0.0% without access

Average distance to a choice of providers for all members					
Number of providers	1	2	3	4	5
Miles	28.0	35.5	45.2	54.1	57.7

Key geographic areas				
Region	Total number of members	All members		
		Percent w	Percent wo	Average distance to 1 provider
East	60,144	100.0	0.0	36.5
Central	56,448	100.0	0.0	14.0
West	39,878	100.0	0.0	34.9

Provider locations



- ▲ Single provider locations
- ▲ Multiple provider locations

◻ 90 mile radius

Accessibility summary

Accessibility analysis specifications	
Provider group:	Urology 178 providers at 97 locations
Member group:	IA Mems 156,470 members
Access standard:	1 provider within 60 miles
All members:	156,470 (100.0%) 100.0% with access 0.0% without access

Average distance to a choice of providers for all members					
Number of providers	1	2	3	4	5
Miles	10.2	12.1	14.8	16.2	18.7

Key geographic areas				
Region	Total number of members	All members		
		Percent w	Percent wo	Average distance to 1 provider
East	60,144	100.0	0.0	7.2
Central	56,448	100.0	0.0	9.6
West	39,878	100.0	0.0	15.6

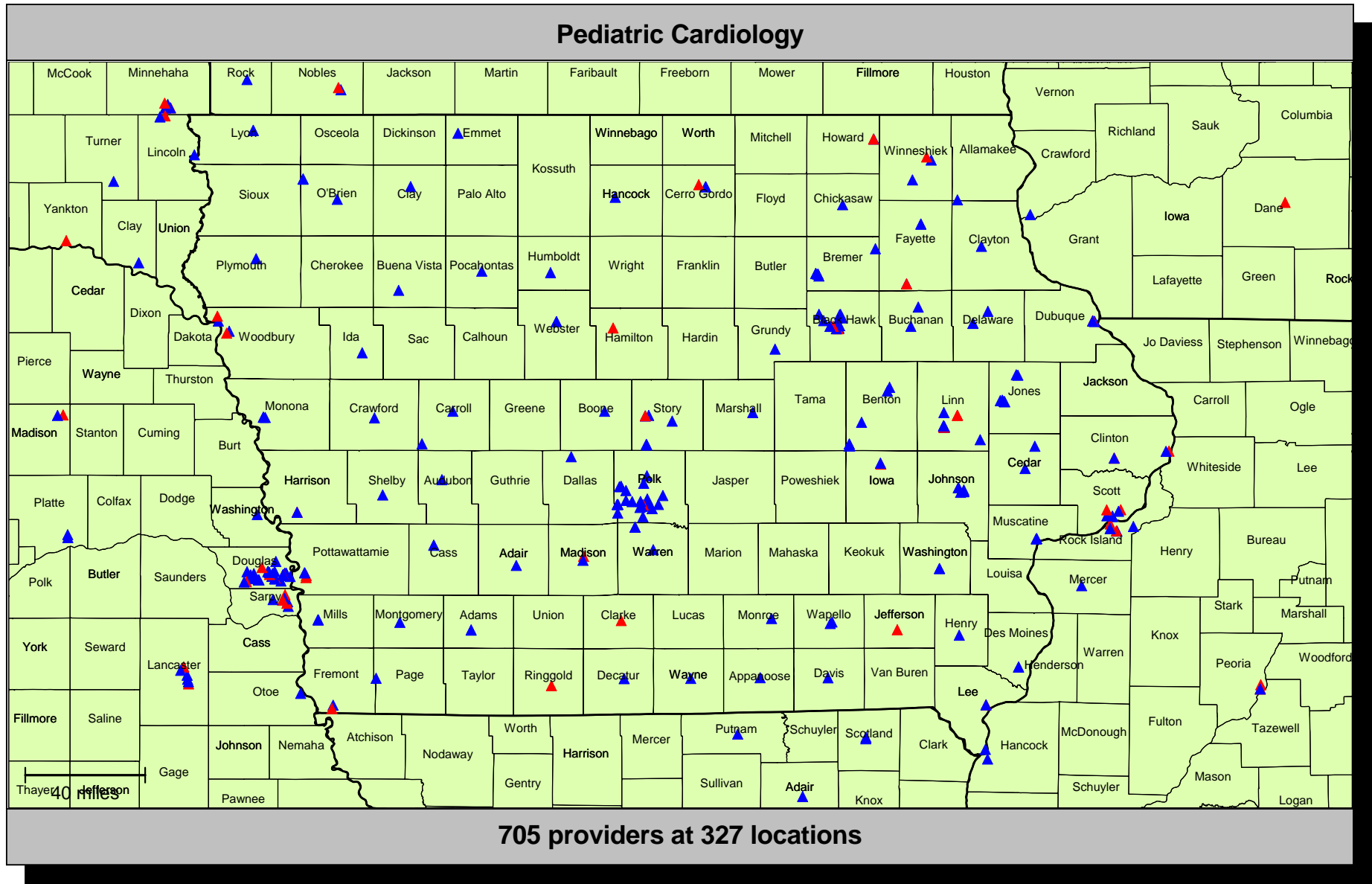
Accessibility summary

Accessibility analysis specifications	
Provider group:	Urology 178 providers at 97 locations
Member group:	IA Mems 156,470 members
Access standard:	1 provider within 90 miles
All members:	156,470 (100.0%) 100.0% with access 0.0% without access

Average distance to a choice of providers for all members					
Number of providers	1	2	3	4	5
Miles	10.2	12.1	14.8	16.2	18.7

Key geographic areas				
Region	Total number of members	All members		
		Percent w	Percent wo	Average distance to 1 provider
East	60,144	100.0	0.0	7.2
Central	56,448	100.0	0.0	9.6
West	39,878	100.0	0.0	15.6

Provider locations



Accessibility summary

Accessibility analysis specifications	
Provider group:	Pediatric Cardiology 705 providers at 327 locations
Member group:	IA Children Members 70,187 members
Access standard:	1 provider within 60 miles
All members:	70,187 (100.0%) 100.0% with access 0.0% without access

Average distance to a choice of providers for all members					
Number of providers	1	2	3	4	5
Miles	6.2	6.6	7.1	8.2	8.8

Key geographic areas				
Region	Total number of members	All members		
		Percent w	Percent wo	Average distance to 1 provider
East	26,138	100.0	0.0	4.4
Central	25,228	100.0	0.0	6.8
West	18,821	100.0	0.0	8.0

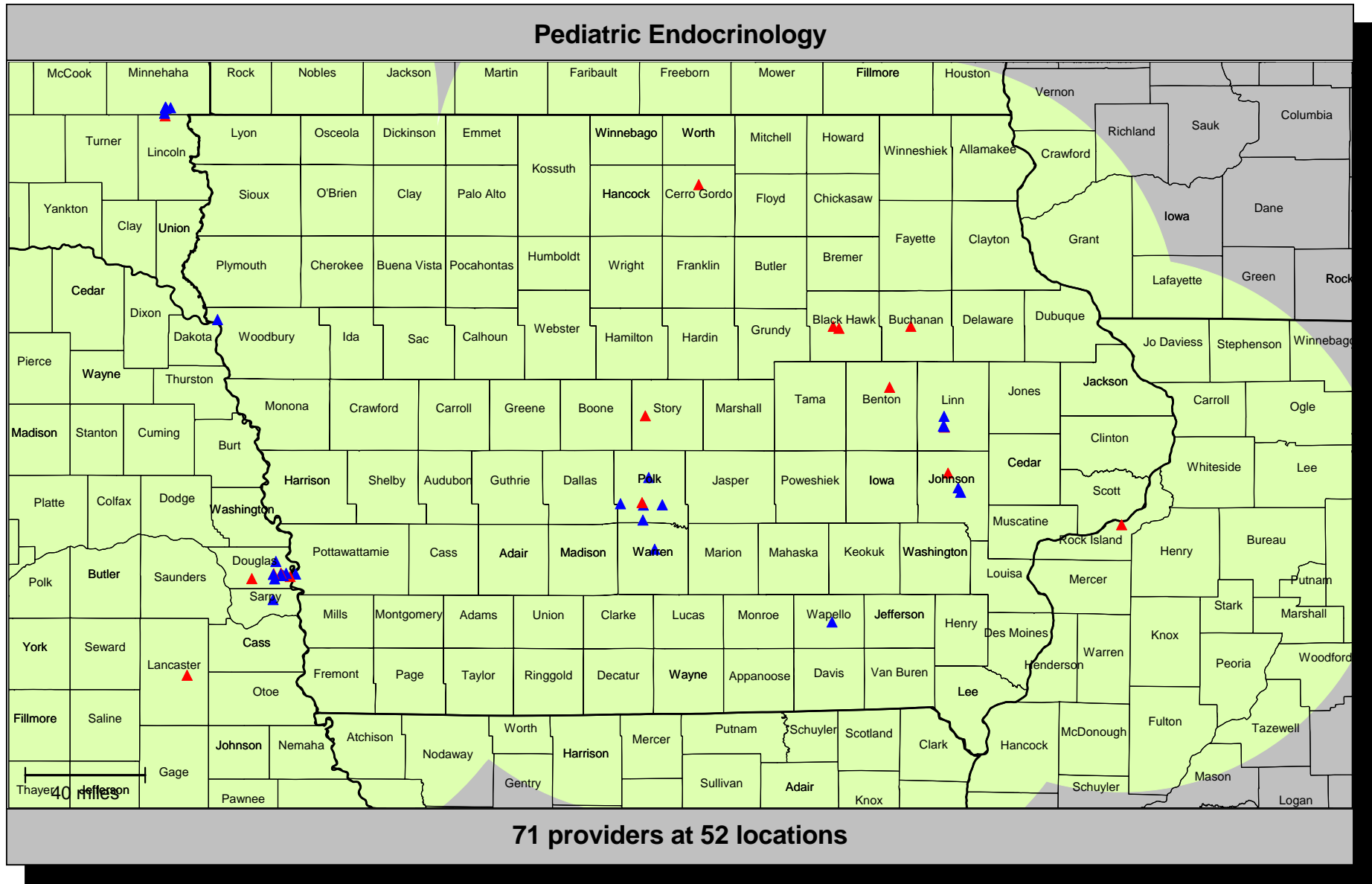
Accessibility summary

Accessibility analysis specifications	
Provider group:	Pediatric Cardiology 705 providers at 327 locations
Member group:	IA Children Members 70,187 members
Access standard:	1 provider within 90 miles
All members:	70,187 (100.0%) 100.0% with access 0.0% without access

Average distance to a choice of providers for all members					
Number of providers	1	2	3	4	5
Miles	6.2	6.6	7.1	8.2	8.8

Key geographic areas				
Region	Total number of members	All members		
		Percent w	Percent wo	Average distance to 1 provider
East	26,138	100.0	0.0	4.4
Central	25,228	100.0	0.0	6.8
West	18,821	100.0	0.0	8.0

Provider locations



Accessibility summary

Accessibility analysis specifications	
Provider group:	Pediatric Endocrinology 71 providers at 52 locations
Member group:	IA Children Members 70,187 members
Access standard:	1 provider within 60 miles
All members:	70,187 (100.0%) 88.9% with access 11.1% without access

Average distance to a choice of providers for all members					
Number of providers	1	2	3	4	5
Miles	23.1	30.7	36.8	38.1	42.5

Key geographic areas				
Region	Total number of members	All members		
		Percent w	Percent wo	Average distance to 1 provider
East	26,138	86.7	13.3	22.9
Central	25,228	100.0	0.0	13.3
West	18,821	77.1	22.9	36.8

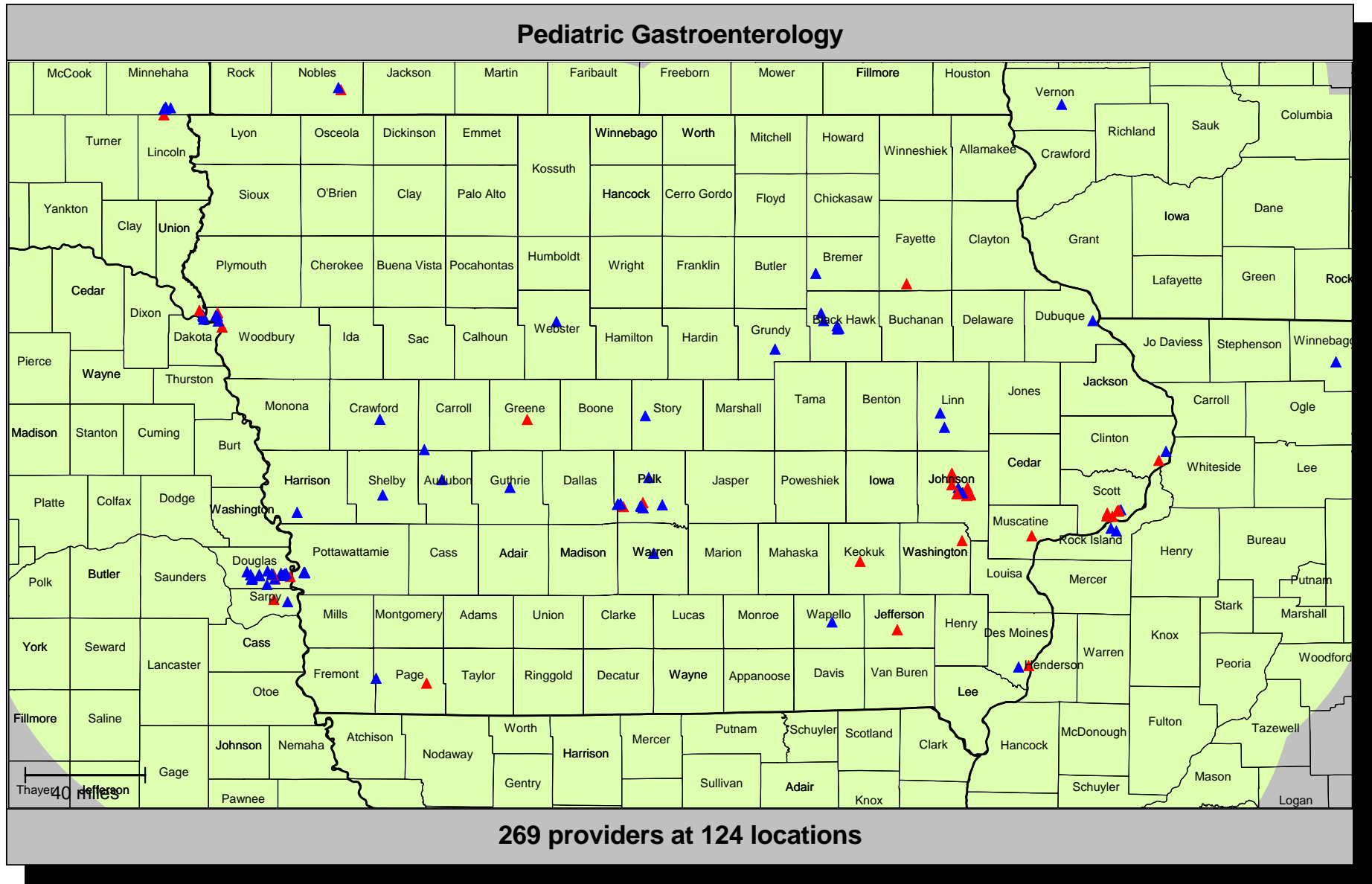
Accessibility summary

Accessibility analysis specifications	
Provider group:	Pediatric Endocrinology 71 providers at 52 locations
Member group:	IA Children Members 70,187 members
Access standard:	1 provider within 90 miles
All members:	70,187 (100.0%) 99.9% with access 0.1% without access

Average distance to a choice of providers for all members					
Number of providers	1	2	3	4	5
Miles	23.1	30.7	36.8	38.1	42.5

Key geographic areas				
Region	Total number of members	All members		
		Percent w	Percent wo	Average distance to 1 provider
East	26,138	100.0	0.0	22.9
Central	25,228	100.0	0.0	13.3
West	18,821	99.9	0.1	36.8

Provider locations



Accessibility summary

Accessibility analysis specifications	
Provider group:	Pediatric Gastroenterology 269 providers at 124 locations
Member group:	IA Children Members 70,187 members
Access standard:	1 provider within 60 miles
All members:	70,187 (100.0%) 98.9% with access 1.1% without access

Average distance to a choice of providers for all members					
Number of providers	1	2	3	4	5
Miles	13.8	15.3	17.1	20.0	22.0

Key geographic areas				
Region	Total number of members	All members		
		Percent w	Percent wo	Average distance to 1 provider
East	26,138	100.0	0.0	8.8
Central	25,228	98.7	1.3	14.1
West	18,821	97.7	2.3	20.2

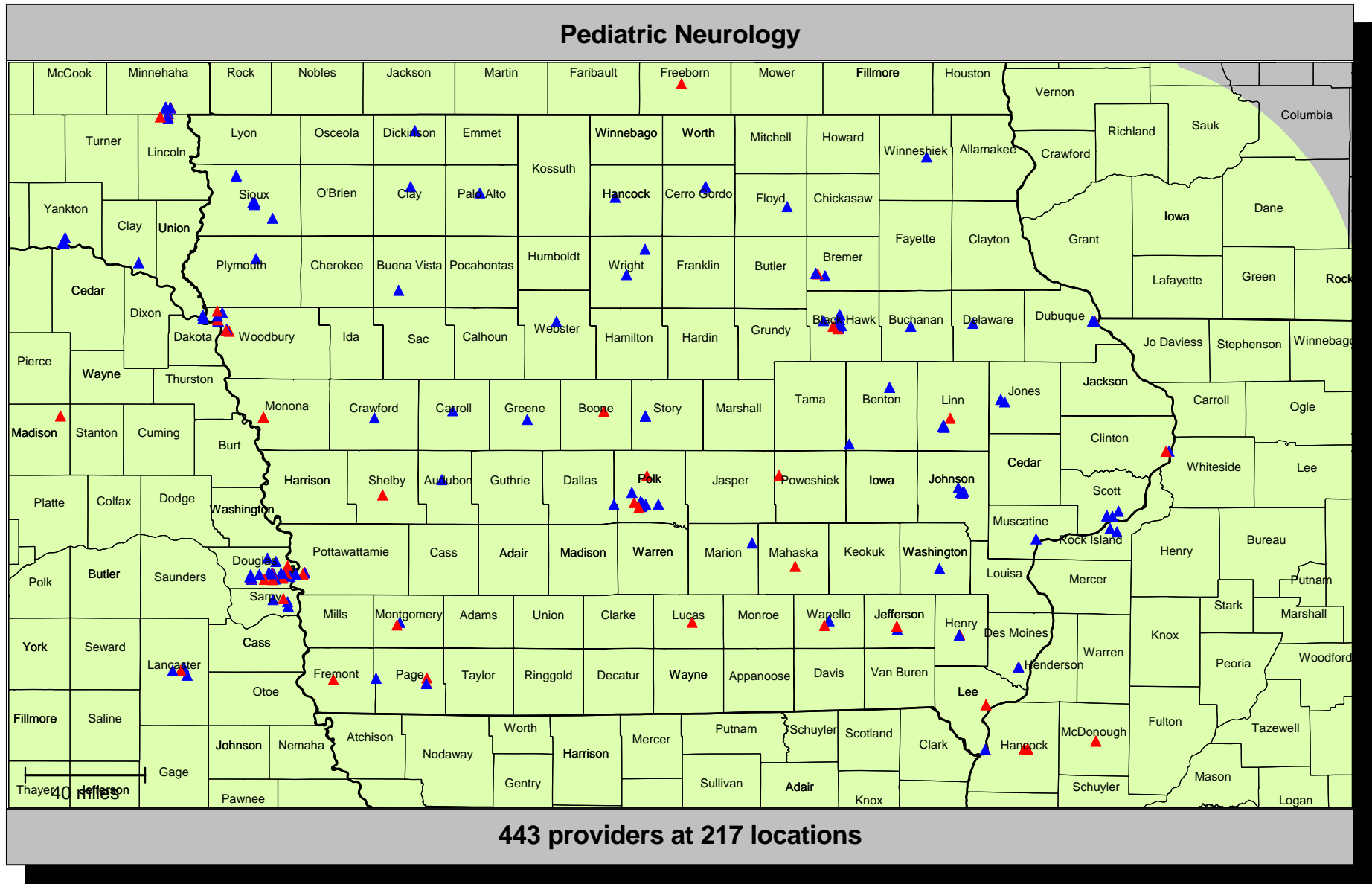
Accessibility summary

Accessibility analysis specifications	
Provider group:	Pediatric Gastroenterology 269 providers at 124 locations
Member group:	IA Children Members 70,187 members
Access standard:	1 provider within 90 miles
All members:	70,187 (100.0%) 100.0% with access 0.0% without access

Average distance to a choice of providers for all members					
Number of providers	1	2	3	4	5
Miles	13.8	15.3	17.1	20.0	22.0

Key geographic areas				
Region	Total number of members	All members		
		Percent w	Percent wo	Average distance to 1 provider
East	26,138	100.0	0.0	8.8
Central	25,228	100.0	0.0	14.1
West	18,821	100.0	0.0	20.2

Provider locations



Accessibility summary

Accessibility analysis specifications	
Provider group:	Pediatric Neurology 443 providers at 217 locations
Member group:	IA Children Members 70,187 members
Access standard:	1 provider within 60 miles
All members:	70,187 (100.0%) 100.0% with access 0.0% without access

Average distance to a choice of providers for all members					
Number of providers	1	2	3	4	5
Miles	8.4	9.6	11.5	12.7	13.7

Key geographic areas				
Region	Total number of members	All members		
		Percent w	Percent wo	Average distance to 1 provider
East	26,138	100.0	0.0	6.1
Central	25,228	100.0	0.0	8.9
West	18,821	100.0	0.0	10.8

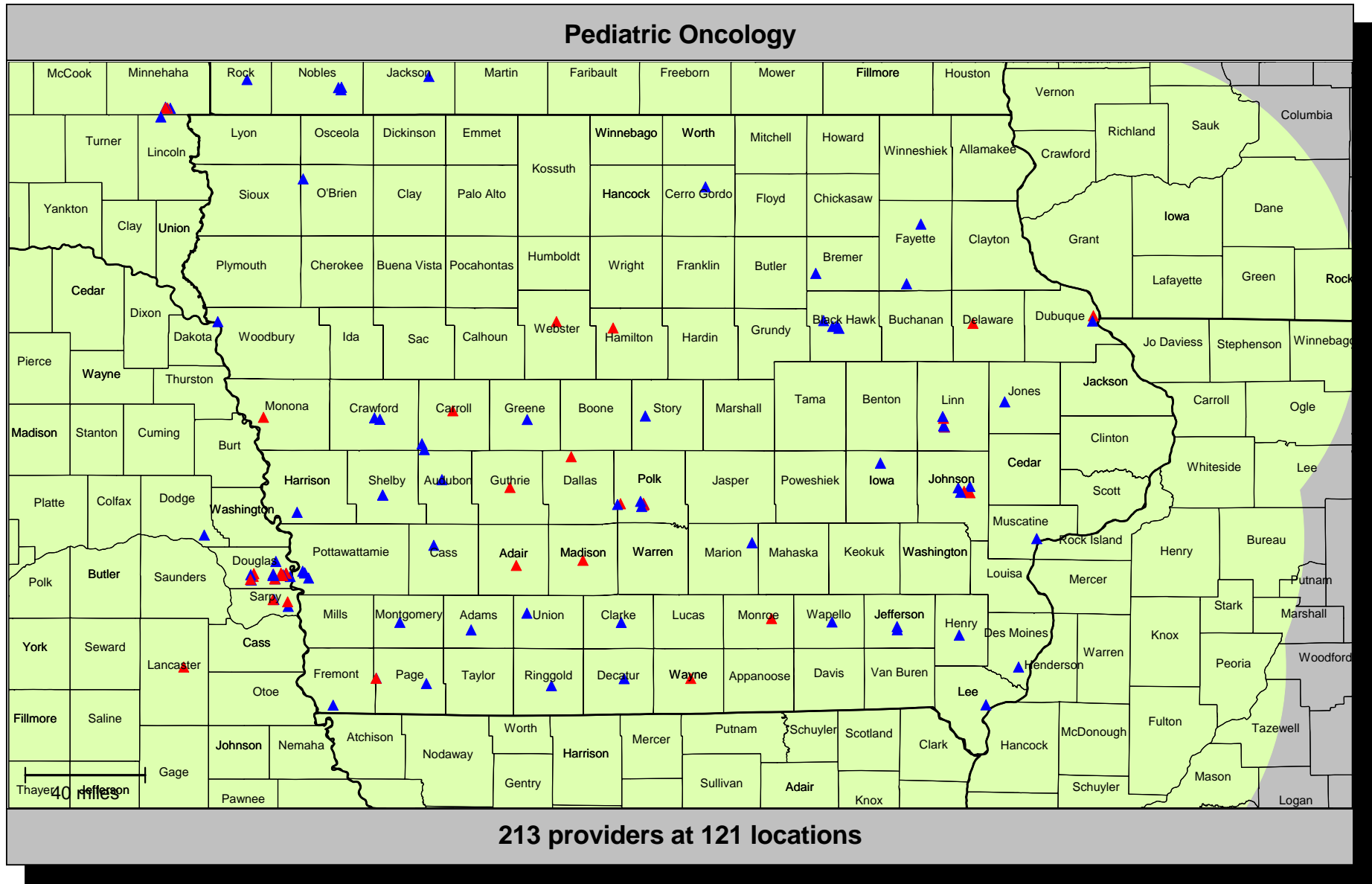
Accessibility summary

Accessibility analysis specifications	
Provider group:	Pediatric Neurology 443 providers at 217 locations
Member group:	IA Children Members 70,187 members
Access standard:	1 provider within 90 miles
All members:	70,187 (100.0%) 100.0% with access 0.0% without access

Average distance to a choice of providers for all members					
Number of providers	1	2	3	4	5
Miles	8.4	9.6	11.5	12.7	13.7

Key geographic areas				
Region	Total number of members	All members		
		Percent w	Percent wo	Average distance to 1 provider
East	26,138	100.0	0.0	6.1
Central	25,228	100.0	0.0	8.9
West	18,821	100.0	0.0	10.8

Provider locations



Accessibility summary

Accessibility analysis specifications	
Provider group:	Pediatric Oncology 213 providers at 121 locations
Member group:	IA Children Members 70,187 members
Access standard:	1 provider within 60 miles
All members:	70,187 (100.0%) 99.7% with access 0.3% without access

Average distance to a choice of providers for all members					
Number of providers	1	2	3	4	5
Miles	12.7	14.0	15.2	16.3	19.7

Key geographic areas				
Region	Total number of members	All members		
		Percent w	Percent wo	Average distance to 1 provider
East	26,138	99.3	0.7	13.9
Central	25,228	100.0	0.0	11.2
West	18,821	100.0	0.0	13.2

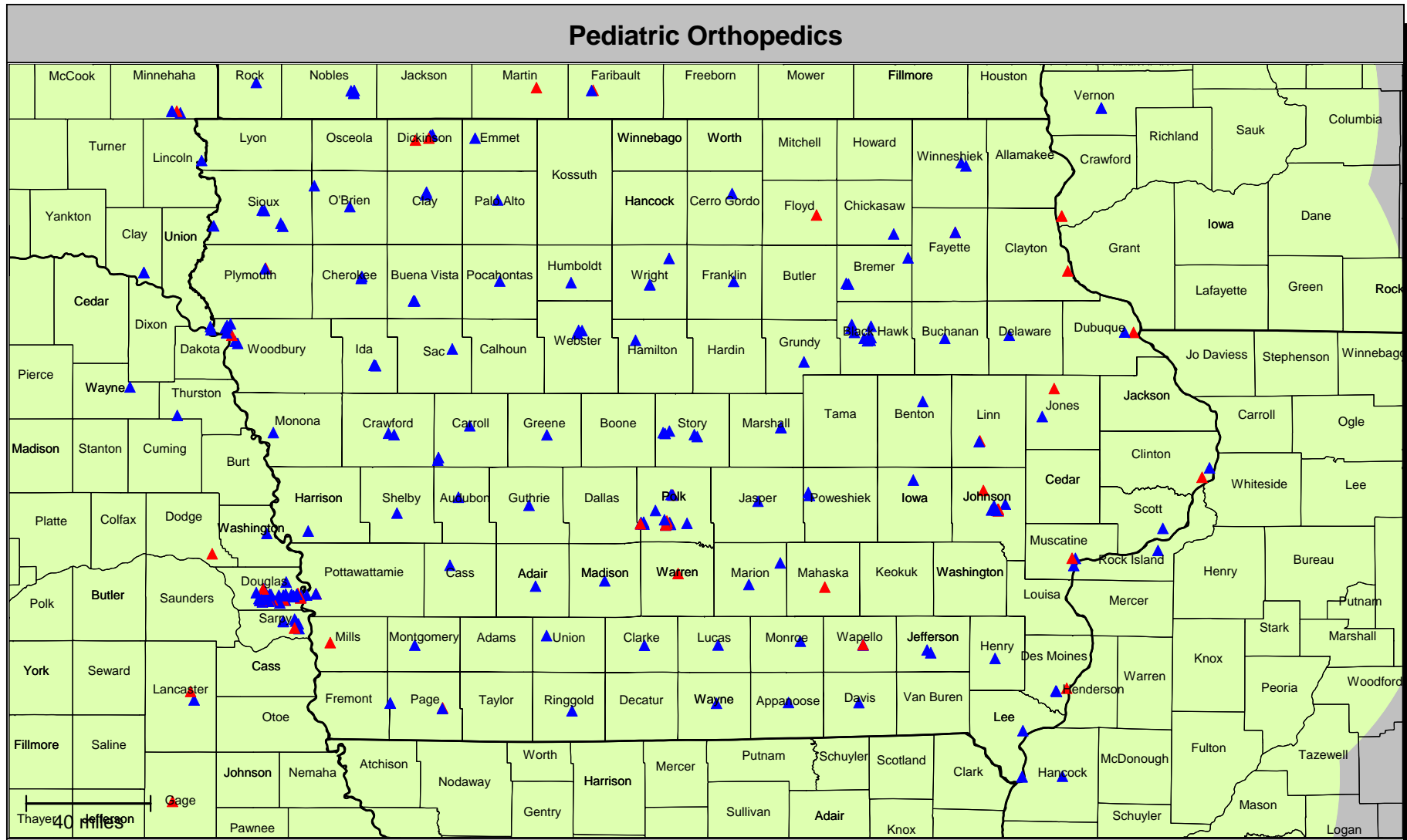
Accessibility summary

Accessibility analysis specifications	
Provider group:	Pediatric Oncology 213 providers at 121 locations
Member group:	IA Children Members 70,187 members
Access standard:	1 provider within 90 miles
All members:	70,187 (100.0%) 100.0% with access 0.0% without access

Average distance to a choice of providers for all members					
Number of providers	1	2	3	4	5
Miles	12.7	14.0	15.2	16.3	19.7

Key geographic areas				
Region	Total number of members	All members		
		Percent w	Percent wo	Average distance to 1 provider
East	26,138	100.0	0.0	13.9
Central	25,228	100.0	0.0	11.2
West	18,821	100.0	0.0	13.2

Provider locations



- ▲ Single provider locations
- ▲ Multiple provider locations

◻ 90 mile radius

Accessibility summary

Accessibility analysis specifications	
Provider group:	Pediatric Orthopedics 506 providers at 262 locations
Member group:	IA Children Members 70,187 members
Access standard:	1 provider within 60 miles
All members:	70,187 (100.0%) 100.0% with access 0.0% without access

Average distance to a choice of providers for all members					
Number of providers	1	2	3	4	5
Miles	6.2	6.7	7.6	9.4	11.2

Key geographic areas				
Region	Total number of members	All members		
		Percent w	Percent wo	Average distance to 1 provider
East	26,138	100.0	0.0	6.4
Central	25,228	100.0	0.0	5.7
West	18,821	100.0	0.0	6.4

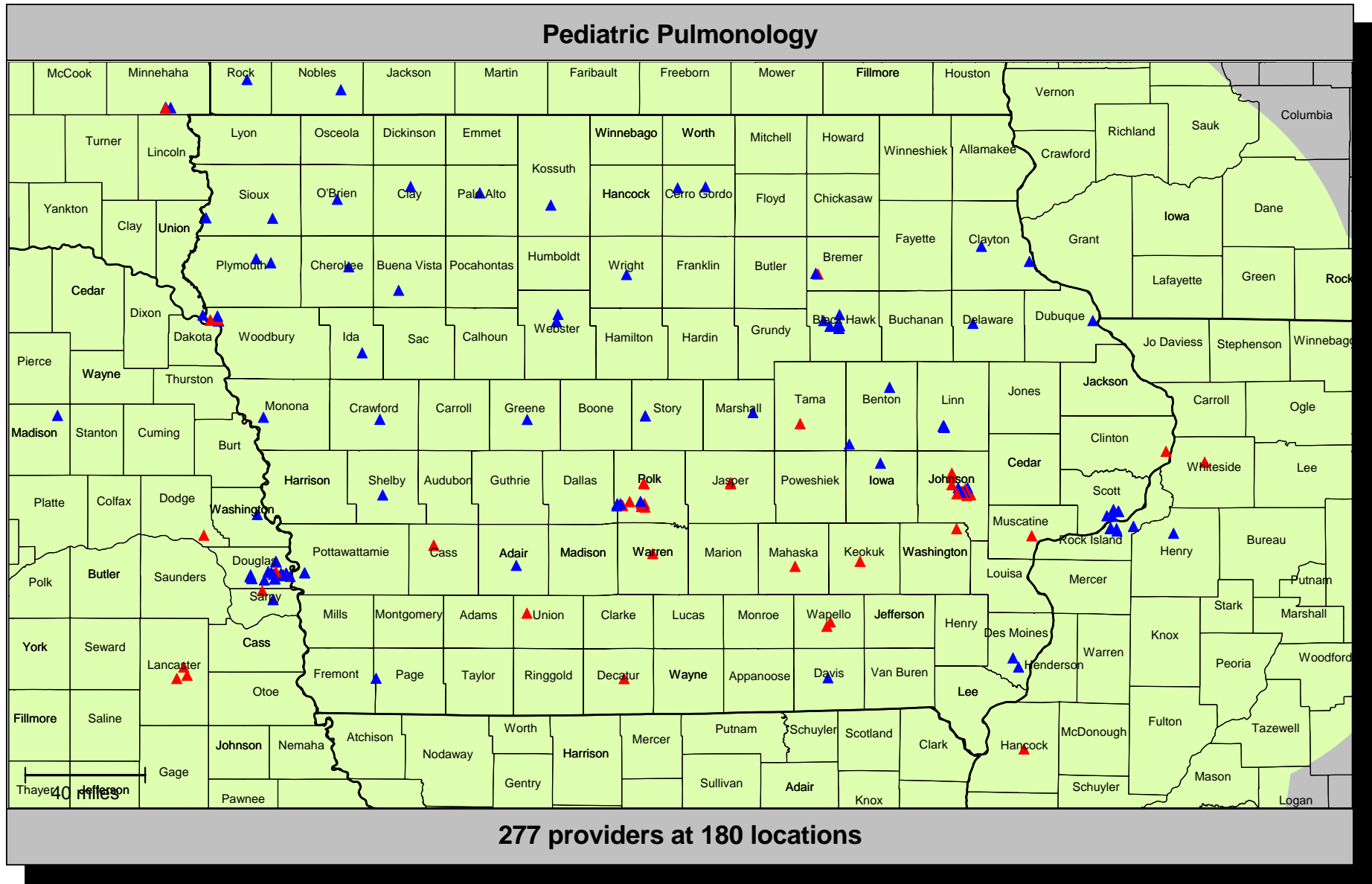
Accessibility summary

Accessibility analysis specifications	
Provider group:	Pediatric Orthopedics 506 providers at 262 locations
Member group:	IA Children Members 70,187 members
Access standard:	1 provider within 90 miles
All members:	70,187 (100.0%) 100.0% with access 0.0% without access

Average distance to a choice of providers for all members					
Number of providers	1	2	3	4	5
Miles	6.2	6.7	7.6	9.4	11.2

Key geographic areas				
Region	Total number of members	All members		
		Percent w	Percent wo	Average distance to 1 provider
East	26,138	100.0	0.0	6.4
Central	25,228	100.0	0.0	5.7
West	18,821	100.0	0.0	6.4

Provider locations



Accessibility summary

Accessibility analysis specifications	
Provider group:	Pediatric Pulmonology 277 providers at 180 locations
Member group:	IA Children Members 70,187 members
Access standard:	1 provider within 60 miles
All members:	70,187 (100.0%) 100.0% with access 0.0% without access

Average distance to a choice of providers for all members					
Number of providers	1	2	3	4	5
Miles	8.7	10.3	13.2	14.4	15.6

Key geographic areas				
Region	Total number of members	All members		
		Percent w	Percent wo	Average distance to 1 provider
East	26,138	100.0	0.0	8.3
Central	25,228	100.0	0.0	8.2
West	18,821	100.0	0.0	10.0

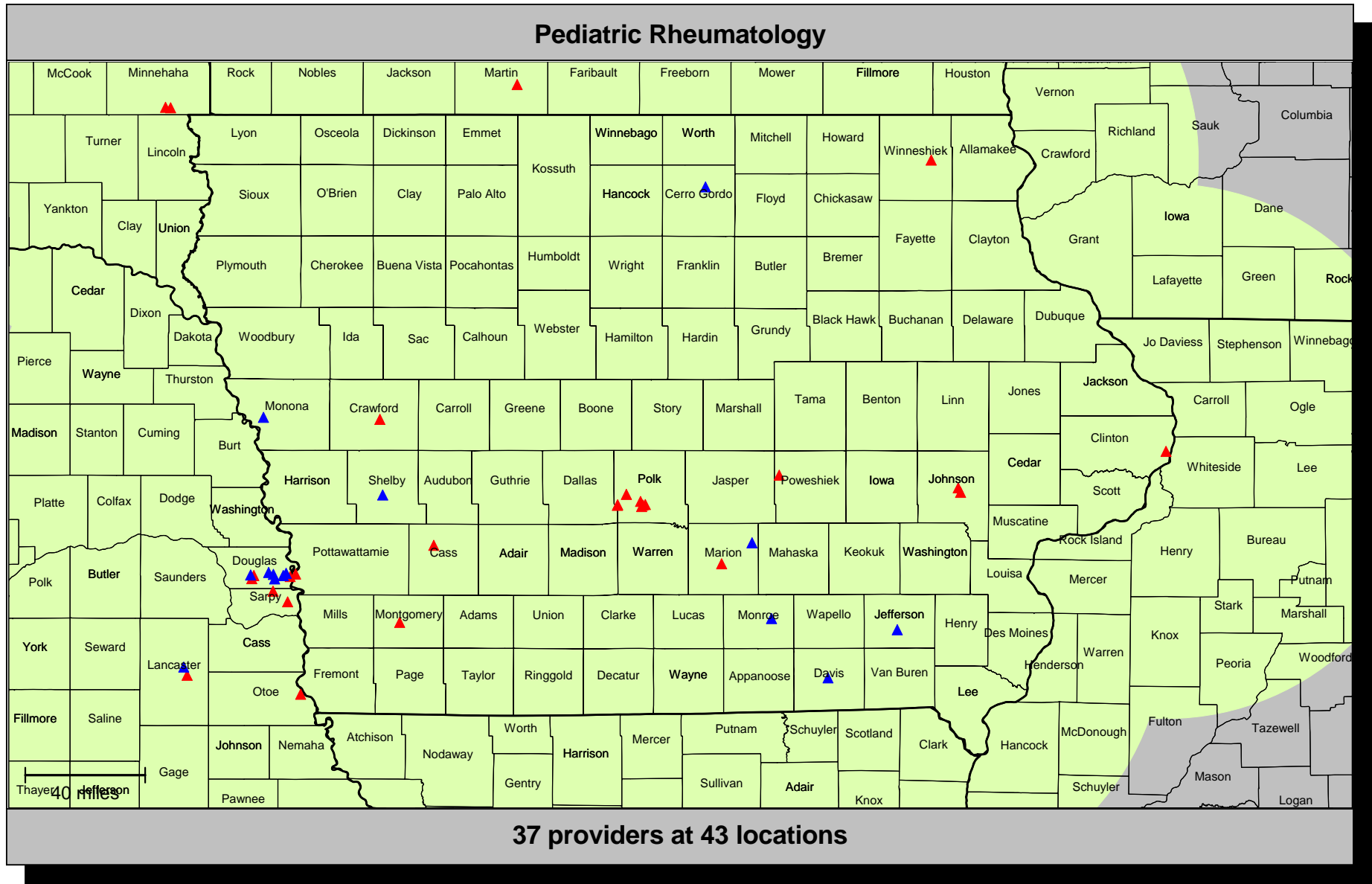
Accessibility summary

Accessibility analysis specifications	
Provider group:	Pediatric Pulmonology 277 providers at 180 locations
Member group:	IA Children Members 70,187 members
Access standard:	1 provider within 90 miles
All members:	70,187 (100.0%) 100.0% with access 0.0% without access

Average distance to a choice of providers for all members					
Number of providers	1	2	3	4	5
Miles	8.7	10.3	13.2	14.4	15.6

Key geographic areas				
Region	Total number of members	All members		
		Percent w	Percent wo	Average distance to 1 provider
East	26,138	100.0	0.0	8.3
Central	25,228	100.0	0.0	8.2
West	18,821	100.0	0.0	10.0

Provider locations



Accessibility summary

Accessibility analysis specifications	
Provider group:	Pediatric Rheumatology 37 providers at 43 locations
Member group:	IA Children Members 70,187 members
Access standard:	1 provider within 60 miles
All members:	70,187 (100.0%) 91.8% with access 8.2% without access

Average distance to a choice of providers for all members					
Number of providers	1	2	3	4	5
Miles	27.9	35.3	45.1	53.7	57.3

Key geographic areas				
Region	Total number of members	All members		
		Percent w	Percent wo	Average distance to 1 provider
East	26,138	85.7	14.3	36.3
Central	25,228	100.0	0.0	13.9
West	18,821	89.2	10.8	35.1

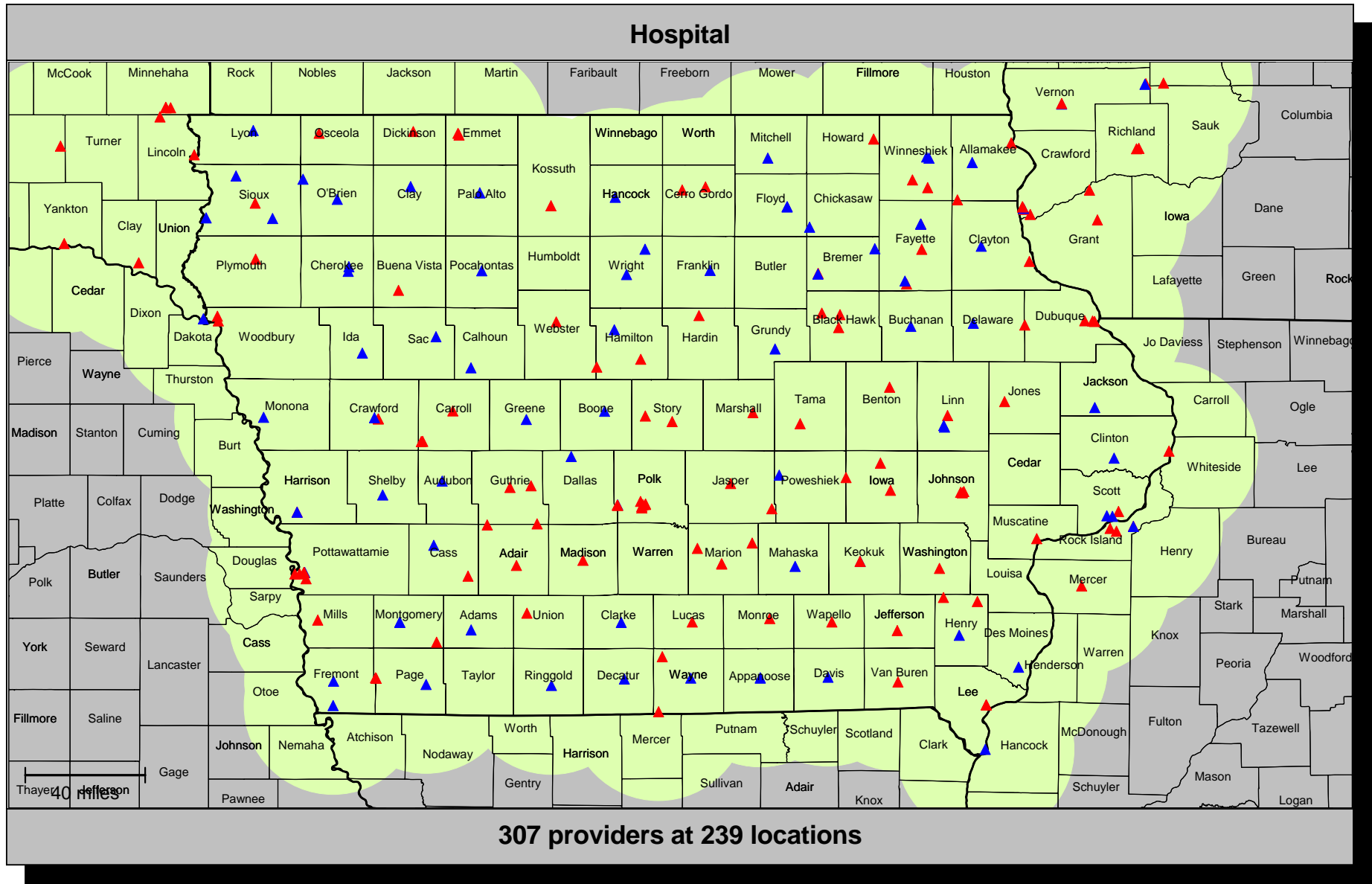
Accessibility summary

Accessibility analysis specifications	
Provider group:	Pediatric Rheumatology 37 providers at 43 locations
Member group:	IA Children Members 70,187 members
Access standard:	1 provider within 90 miles
All members:	70,187 (100.0%) 100.0% with access 0.0% without access

Average distance to a choice of providers for all members					
Number of providers	1	2	3	4	5
Miles	27.9	35.3	45.1	53.7	57.3

Key geographic areas				
Region	Total number of members	All members		
		Percent w	Percent wo	Average distance to 1 provider
East	26,138	100.0	0.0	36.3
Central	25,228	100.0	0.0	13.9
West	18,821	100.0	0.0	35.1

Provider locations



Accessibility summary

Accessibility analysis specifications	
Provider group:	Hospital 307 providers at 239 locations
Member group:	IA Mems 156,470 members
Access standard:	1 provider within 30 miles
All members:	156,470 (100.0%) 99.9% with access 0.1% without access

Average distance to a choice of providers for all members					
Number of providers	1	2	3	4	5
Miles	4.9	8.5	11.8	14.6	17.6

Key geographic areas				
Region	Total number of members	All members		
		Percent w	Percent wo	Average distance to 1 provider
East	60,144	99.9	0.1	4.5
Central	56,448	100.0	0.0	5.1
West	39,878	99.9	0.1	5.5

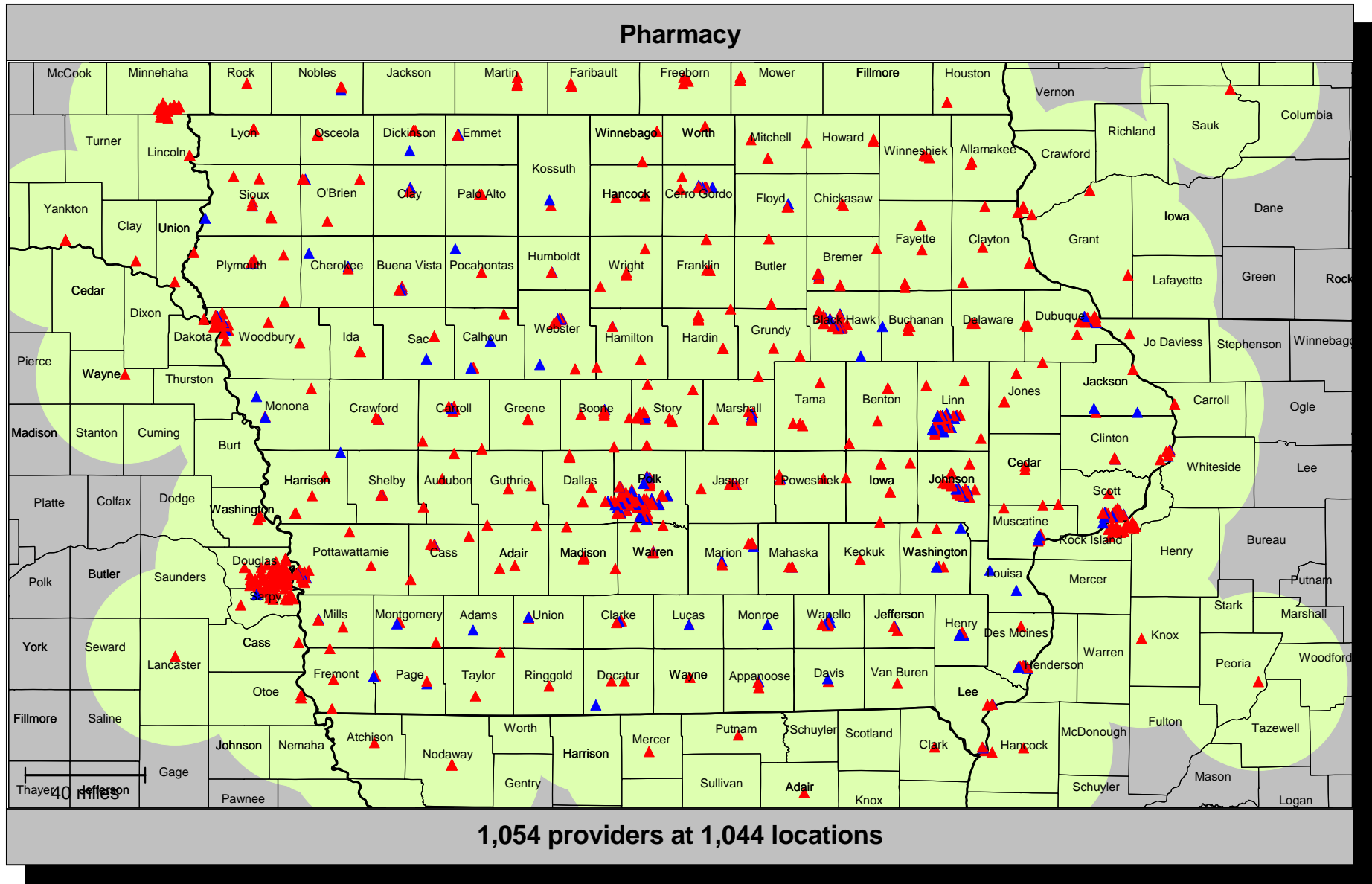
Accessibility summary

Accessibility analysis specifications	
Provider group:	Hospital 307 providers at 239 locations
Member group:	IA Mems 156,470 members
Access standard:	1 provider within 30 miles
All members:	156,470 (100.0%) 99.9% with access 0.1% without access

Average distance to a choice of providers for all members					
Number of providers	1	2	3	4	5
Miles	4.9	8.5	11.8	14.6	17.6

Key geographic areas				
Region	Total number of members	All members		
		Percent w	Percent wo	Average distance to 1 provider
East	60,144	99.9	0.1	4.5
Central	56,448	100.0	0.0	5.1
West	39,878	99.9	0.1	5.5

Provider locations



Accessibility summary

Accessibility analysis specifications	
Provider group:	Pharmacy 1,054 providers at 1,044 locations
Member group:	IA Mems 156,470 members
Access standard:	2 providers within 30 miles
All members:	156,470 (100.0%) 100.0% with access 0.0% without access

Average distance to a choice of providers for all members					
Number of providers	1	2	3	4	5
Miles	2.4	3.5	4.6	5.7	7.0

Key geographic areas				
Region	Total number of members	All members		
		Percent w	Percent wo	Average distance to 2 providers
East	60,144	100.0	0.0	3.0
Central	56,448	100.0	0.0	3.2
West	39,878	100.0	0.0	4.7

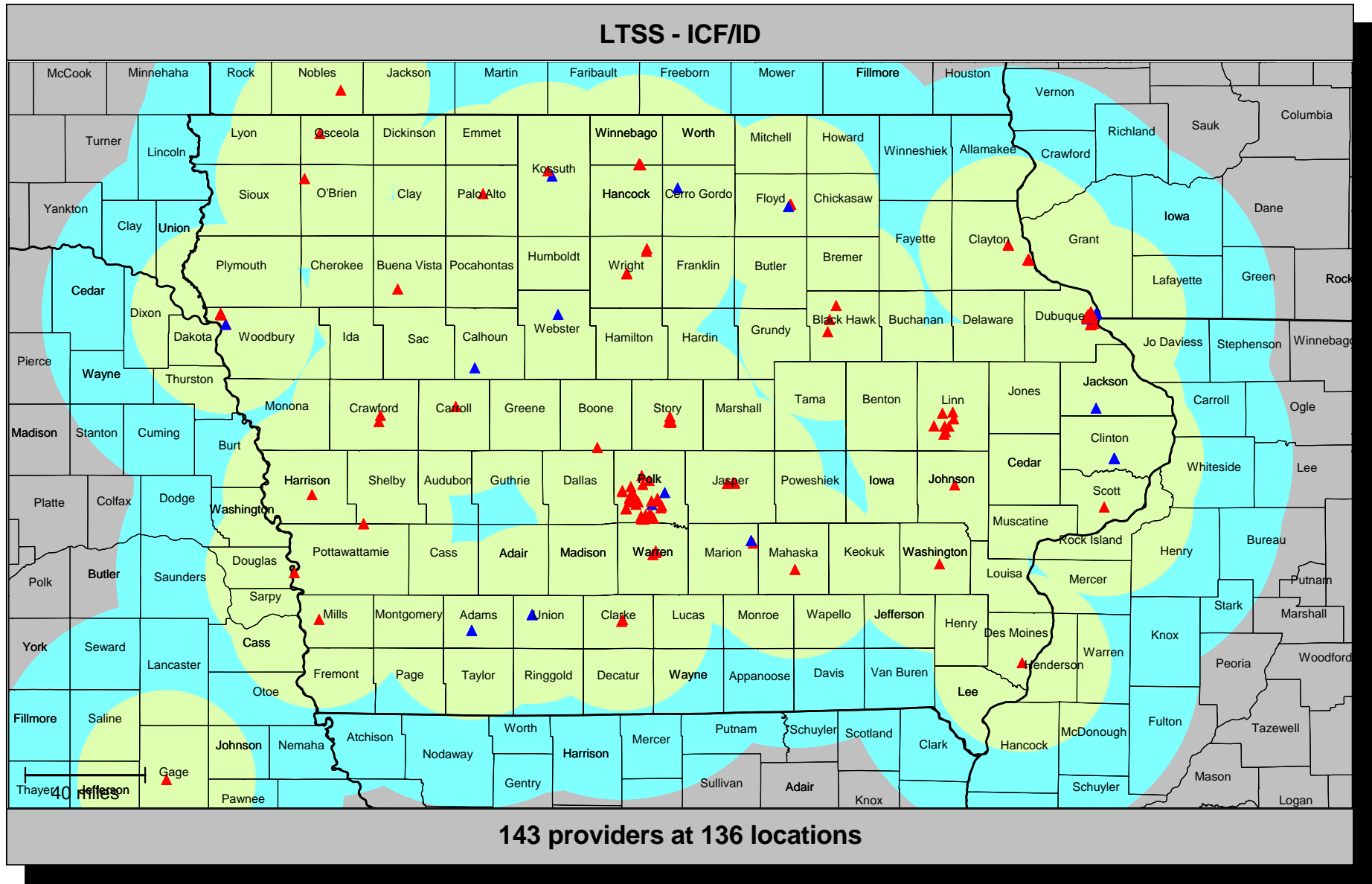
Accessibility summary

Accessibility analysis specifications	
Provider group:	Pharmacy 1,054 providers at 1,044 locations
Member group:	IA Mems 156,470 members
Access standard:	2 providers within 30 miles
All members:	156,470 (100.0%) 100.0% with access 0.0% without access

Average distance to a choice of providers for all members					
Number of providers	1	2	3	4	5
Miles	2.4	3.5	4.6	5.7	7.0

Key geographic areas				
Region	Total number of members	All members		
		Percent w	Percent wo	Average distance to 2 providers
East	60,144	100.0	0.0	3.0
Central	56,448	100.0	0.0	3.2
West	39,878	100.0	0.0	4.7

Provider locations



- ▲ Single provider locations
- ▲ Multiple provider locations

- 30 mile radius
- 60 mile radius

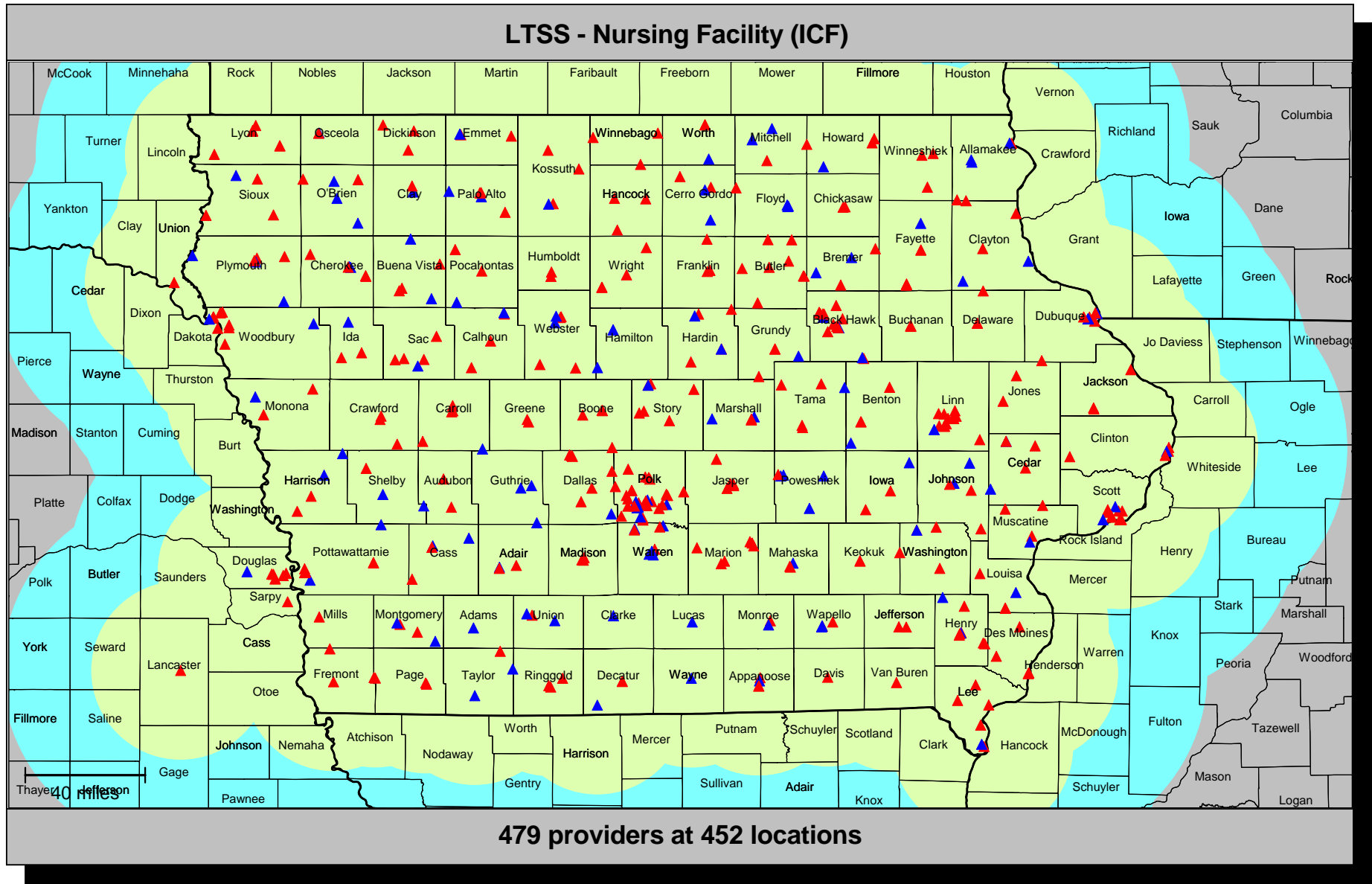
Accessibility summary

Accessibility analysis specifications	
Provider group:	LTSS - ICF/ID 143 providers at 136 locations
Member group:	ICF/ID Residents 327 members
Access standard:	Urban:1 Provider within 30.0 miles Suburban:1 Provider within 60.0 miles Rural:1 Provider within 60.0 miles
All members:	Urban: 32 (100.0%) with access (100.0%), without access (0.0%) Suburban: 93 (100.0%) with access (100.0%), without access (0.0%) Rural: 202 (100.0%) with access (100.0%), without access (0.0%)

Average distance to a choice of providers for all members					
Number of providers	1	2	3	4	5
Urban	2.1	2.6	3.2	3.4	4.2
Suburban	0.7	6.3	7.1	8.1	8.4
Rural	2.2	4.9	9.5	17.7	19.5

Key geographic areas				
Region	Total number of members	All members		
		Percent w	Percent wo	Average distance to 1 provider
Central	124	100.0	0.0	1.8
East	124	100.0	0.0	1.2
West	79	100.0	0.0	2.8

Provider locations



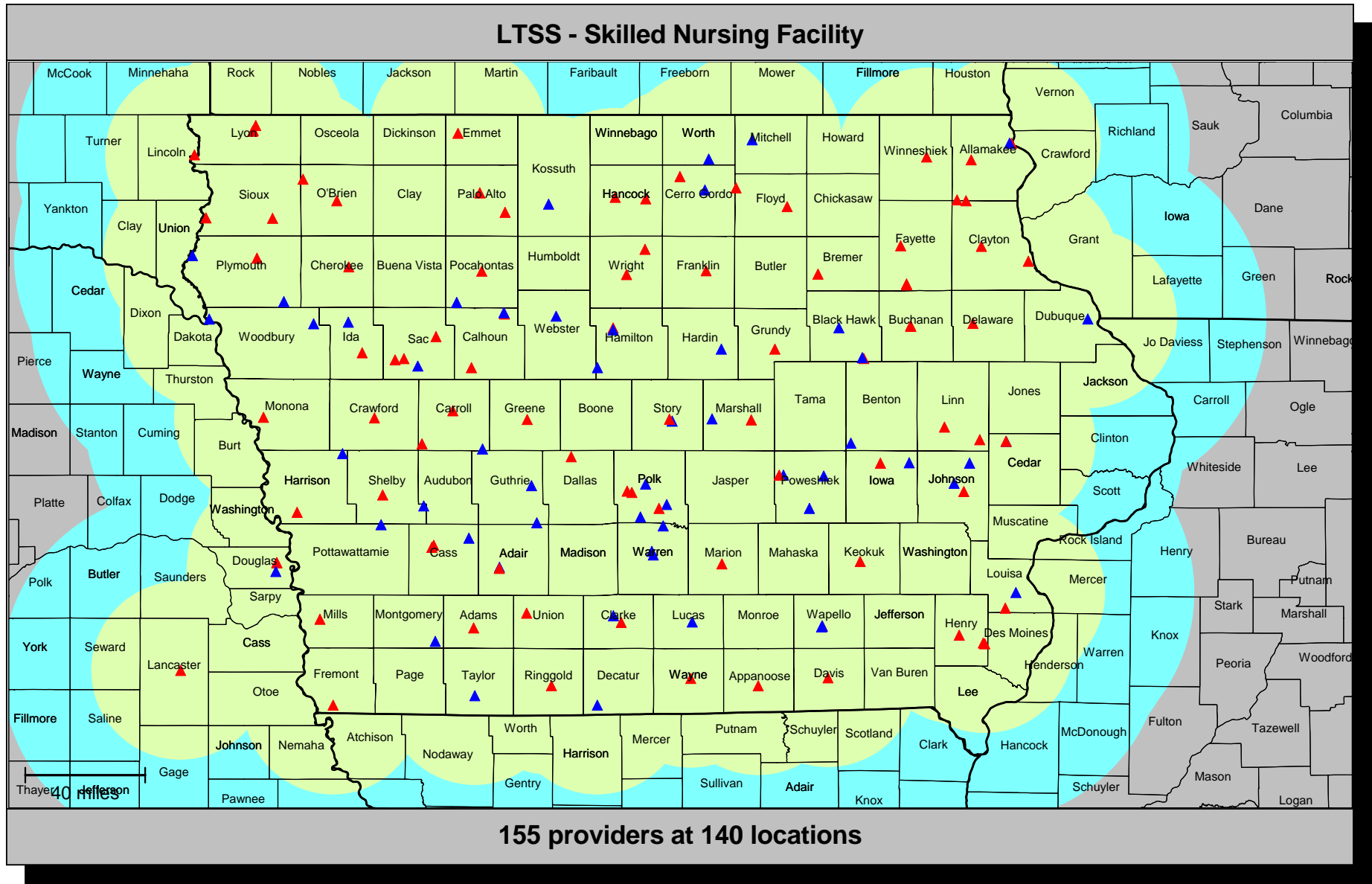
Accessibility summary

Accessibility analysis specifications	
Provider group:	LTSS - Nursing Facility (ICF) 479 providers at 452 locations
Member group:	Nursing Facility / ICF Residents 2,628 members
Access standard:	Urban:1 Provider within 30.0 miles Suburban:1 Provider within 60.0 miles Rural:1 Provider within 60.0 miles
All members:	Urban: 165 (100.0%) with access (100.0%), without access (0.0%) Suburban: 445 (100.0%) with access (100.0%), without access (0.0%) Rural: 2,018 (100.0%) with access (99.9%), without access (0.1%)

Average distance to a choice of providers for all members					
Number of providers	1	2	3	4	5
Urban	0.6	1.1	1.9	2.2	3.1
Suburban	1.3	2.1	2.6	3.3	4.1
Rural	3.6	5.9	8.9	11.7	13.7

Key geographic areas				
Region	Total number of members	All members		
		Percent w	Percent wo	Average distance to 1 provider
Central	1,019	99.9	0.1	2.7
East	997	99.9	0.1	3.0
West	612	99.8	0.2	3.7

Provider locations



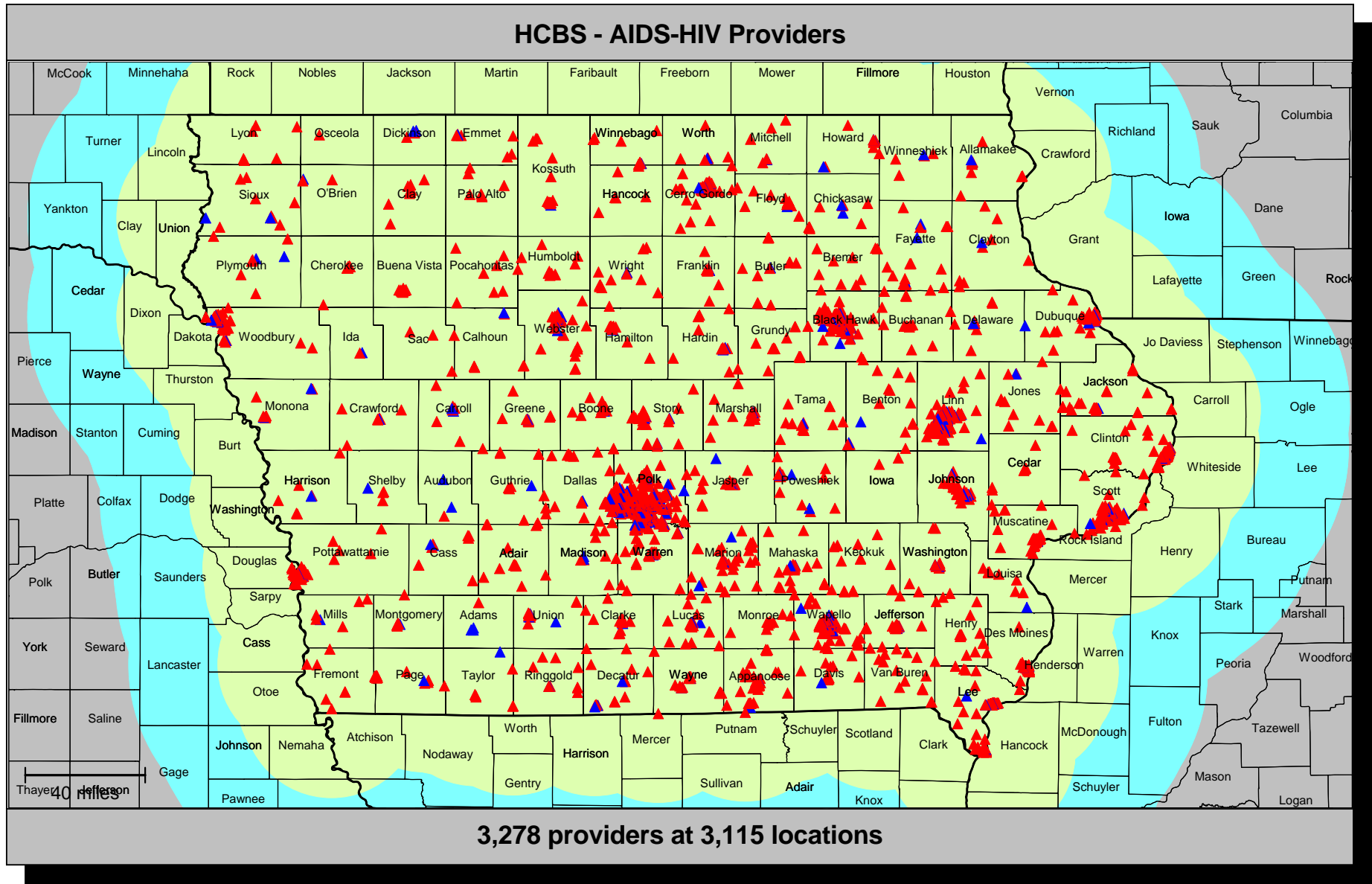
Accessibility summary

Accessibility analysis specifications	
Provider group:	LTSS - Skilled Nursing Facility 155 providers at 140 locations
Member group:	Skilled Nursing Facility Residents 33 members
Access standard:	Urban:1 Provider within 30.0 miles Suburban:1 Provider within 60.0 miles Rural:1 Provider within 60.0 miles
All members:	Urban: 2 (100.0%) with access (50.0%), without access (50.0%) Suburban: 3 (100.0%) with access (100.0%), without access (0.0%) Rural: 28 (100.0%) with access (100.0%), without access (0.0%)

Average distance to a choice of providers for all members					
Number of providers	1	2	3	4	5
Urban	26.8	26.9	29.5	30.8	31.7
Suburban	17.0	17.0	28.2	32.4	38.6
Rural	6.3	14.0	18.4	19.9	23.7

Key geographic areas				
Region	Total number of members	All members		
		Percent w	Percent wo	Average distance to 1 provider
Central	17	100.0	0.0	3.5
East	9	88.9	11.1	21.6
West	7	100.0	0.0	3.9

Provider locations



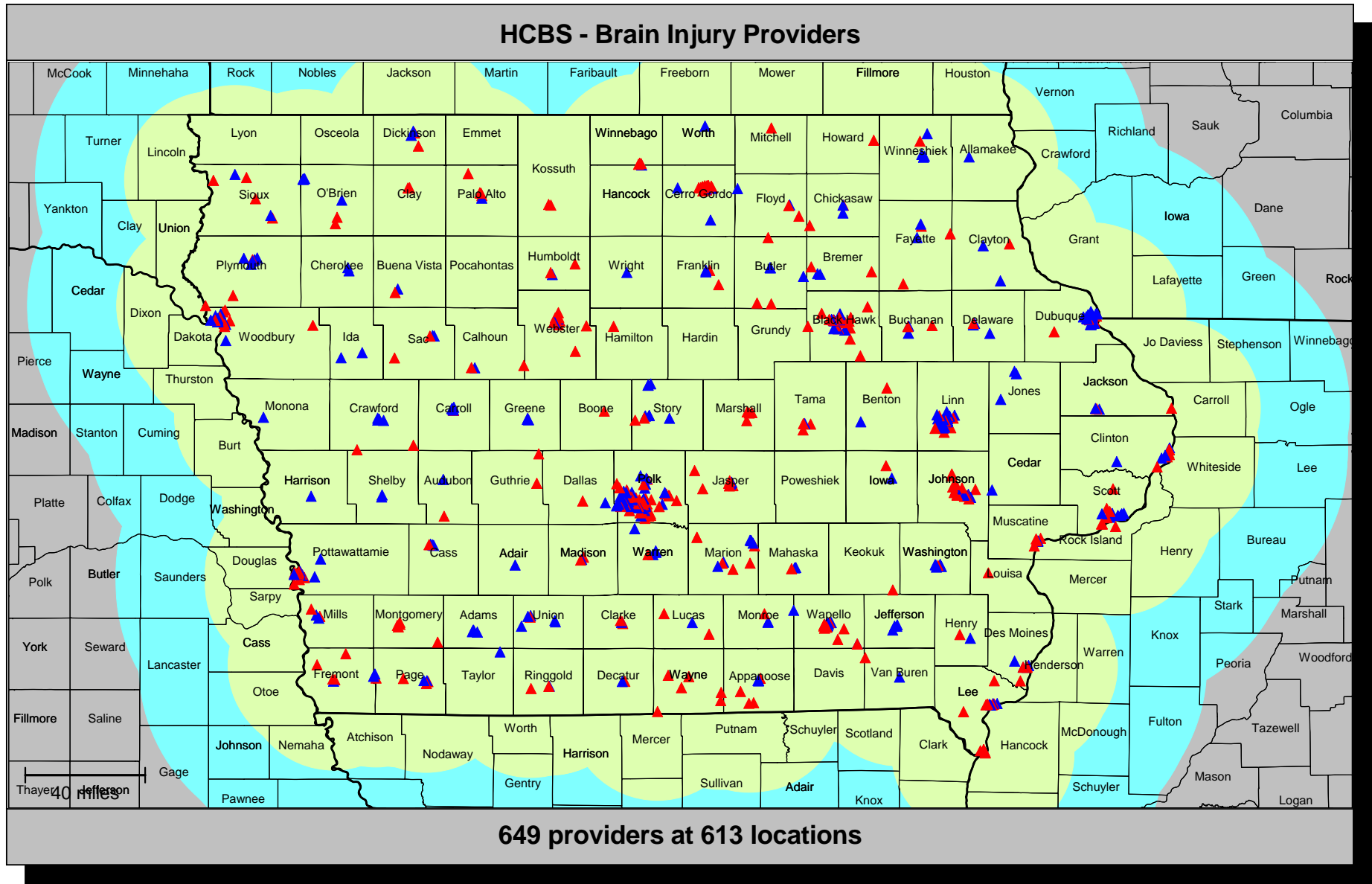
Accessibility summary

Accessibility analysis specifications	
Provider group:	HCBS - AIDS-HIV Providers 3,278 providers at 3,115 locations
Member group:	LTSS AIDS-HIV Mems 4 members
Access standard:	Urban:1 Provider within 30.0 miles Suburban:1 Provider within 60.0 miles Rural:1 Provider within 60.0 miles
All members:	Urban: 0 (0.0%) Suburban: 3 (100.0%) with access (100.0%), without access (0.0%) Rural: 1 (100.0%) with access (100.0%), without access (0.0%)

Average distance to a choice of providers for all members					
Number of providers	1	2	3	4	5
Urban	---	---	---	---	---
Suburban	0.2	0.5	0.5	1.0	1.6
Rural	4.9	11.7	13.6	14.3	15.2

Key geographic areas				
Region	Total number of members	All members		
		Percent w	Percent wo	Average distance to 1 provider
West	2	100.0	0.0	2.4
Central	1	100.0	0.0	0.1
East	1	100.0	0.0	0.3

Provider locations



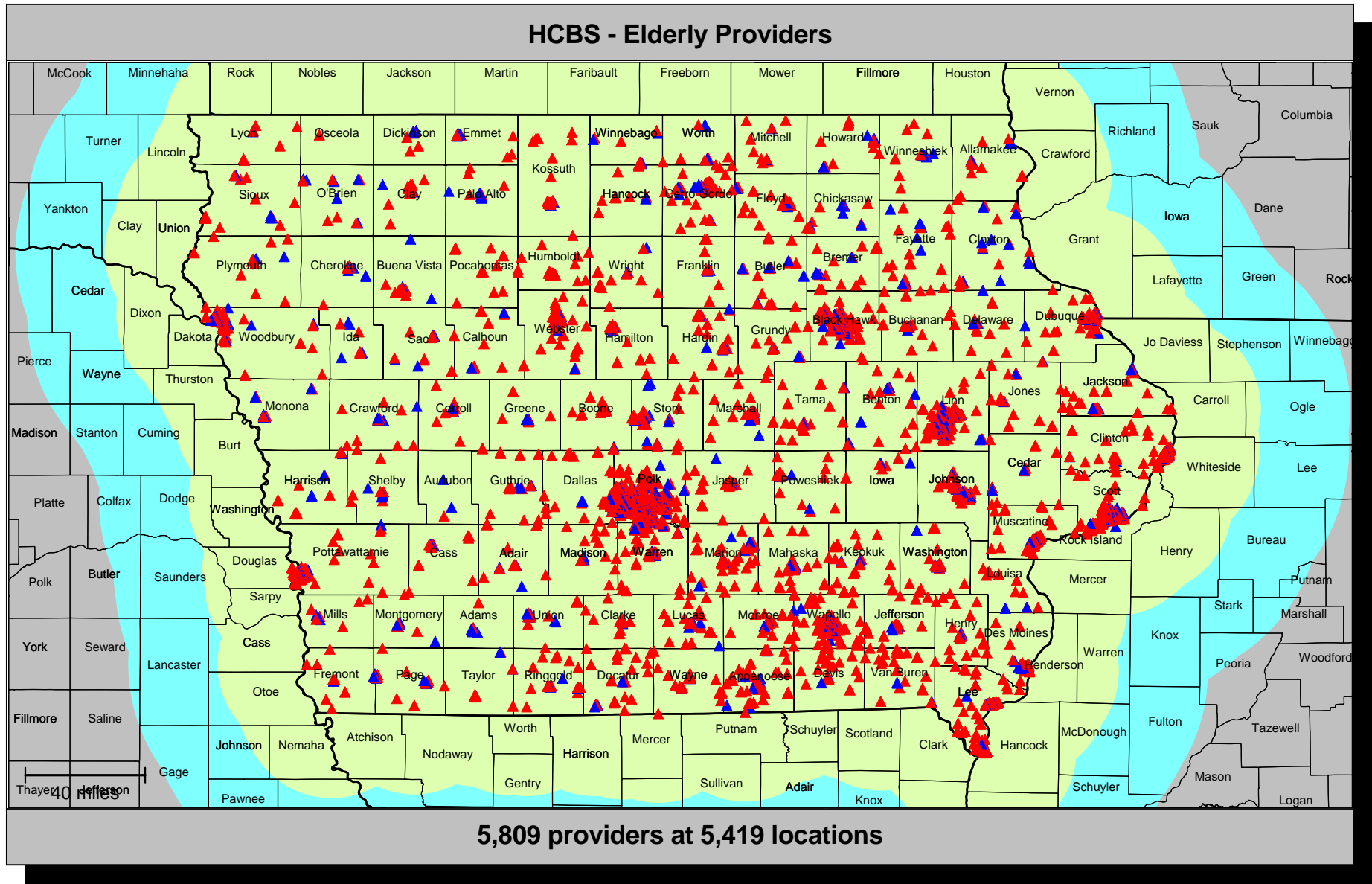
Accessibility summary

Accessibility analysis specifications	
Provider group:	HCBS - Brain Injury Providers 649 providers at 613 locations
Member group:	LTSS Brain Injury Mems 199 members
Access standard:	Urban:1 Provider within 30.0 miles Suburban:1 Provider within 60.0 miles Rural:1 Provider within 60.0 miles
All members:	Urban: 13 (100.0%) with access (100.0%), without access (0.0%) Suburban: 51 (100.0%) with access (100.0%), without access (0.0%) Rural: 135 (100.0%) with access (100.0%), without access (0.0%)

Average distance to a choice of providers for all members					
Number of providers	1	2	3	4	5
Urban	0.8	0.9	1.1	1.3	1.6
Suburban	0.9	1.2	1.6	1.8	2.1
Rural	3.8	5.2	5.9	6.4	7.1

Key geographic areas				
Region	Total number of members	All members		
		Percent w	Percent wo	Average distance to 1 provider
East	86	100.0	0.0	2.4
Central	75	100.0	0.0	3.6
West	38	100.0	0.0	2.5

Provider locations



- ▲ Single provider locations
- ▲ Multiple provider locations

- 30 mile radius
- 60 mile radius

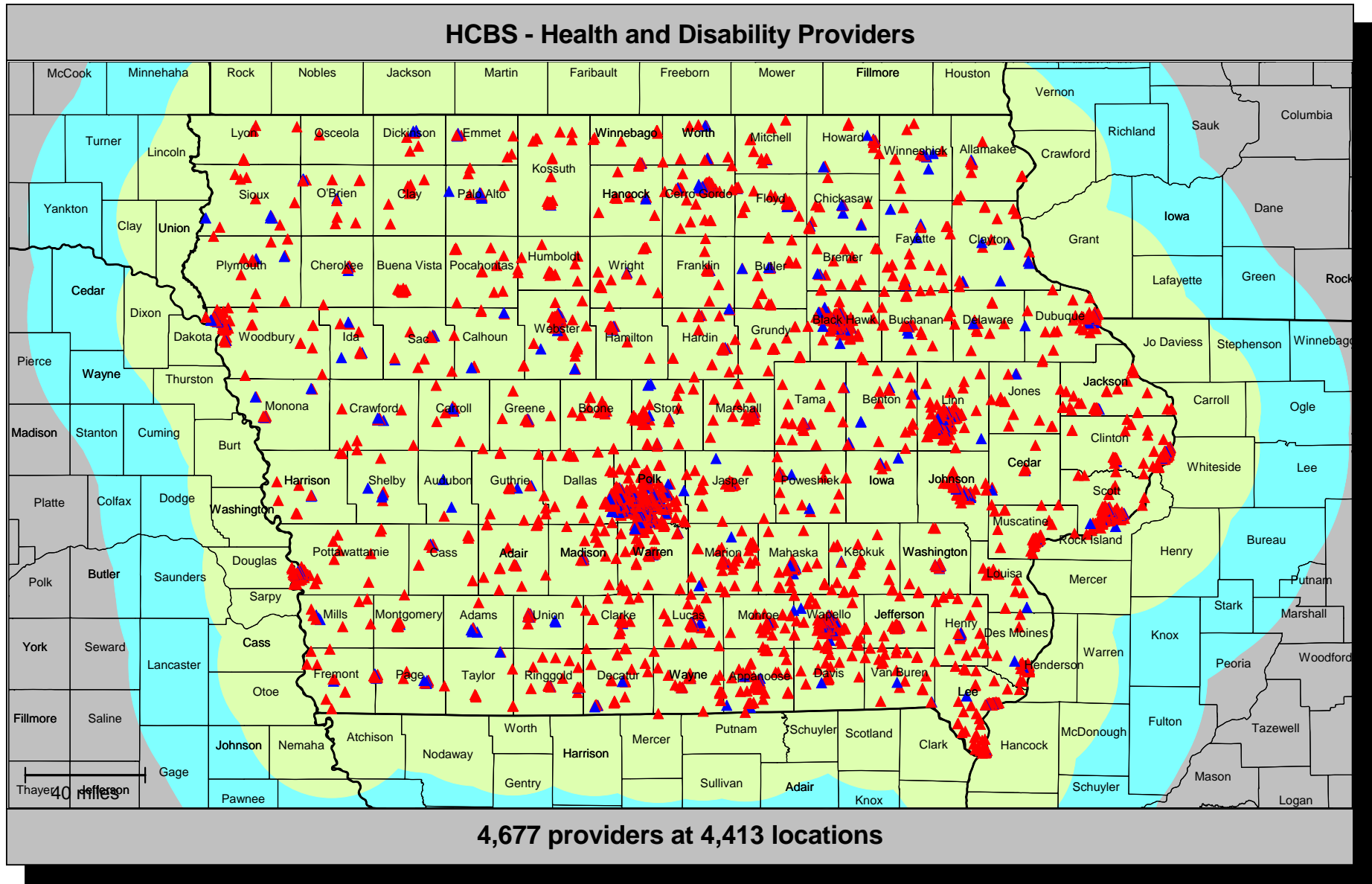
Accessibility summary

Accessibility analysis specifications	
Provider group:	HCBS - Elderly Providers 5,809 providers at 5,419 locations
Member group:	LTSS Elderly Mems 1,642 members
Access standard:	Urban:1 Provider within 30.0 miles Suburban:1 Provider within 60.0 miles Rural:1 Provider within 60.0 miles
All members:	Urban: 172 (100.0%) with access (99.4%), without access (0.6%) Suburban: 396 (100.0%) with access (100.0%), without access (0.0%) Rural: 1,074 (100.0%) with access (99.6%), without access (0.4%)

Average distance to a choice of providers for all members					
Number of providers	1	2	3	4	5
Urban	6.7	6.8	6.9	6.9	7.0
Suburban	0.2	0.3	0.4	0.5	0.6
Rural	3.4	3.9	4.4	4.7	5.1

Key geographic areas				
Region	Total number of members	All members		
		Percent w	Percent wo	Average distance to 1 provider
East	711	99.7	0.3	2.8
Central	607	99.7	0.3	3.1
West	324	99.7	0.3	3.1

Provider locations



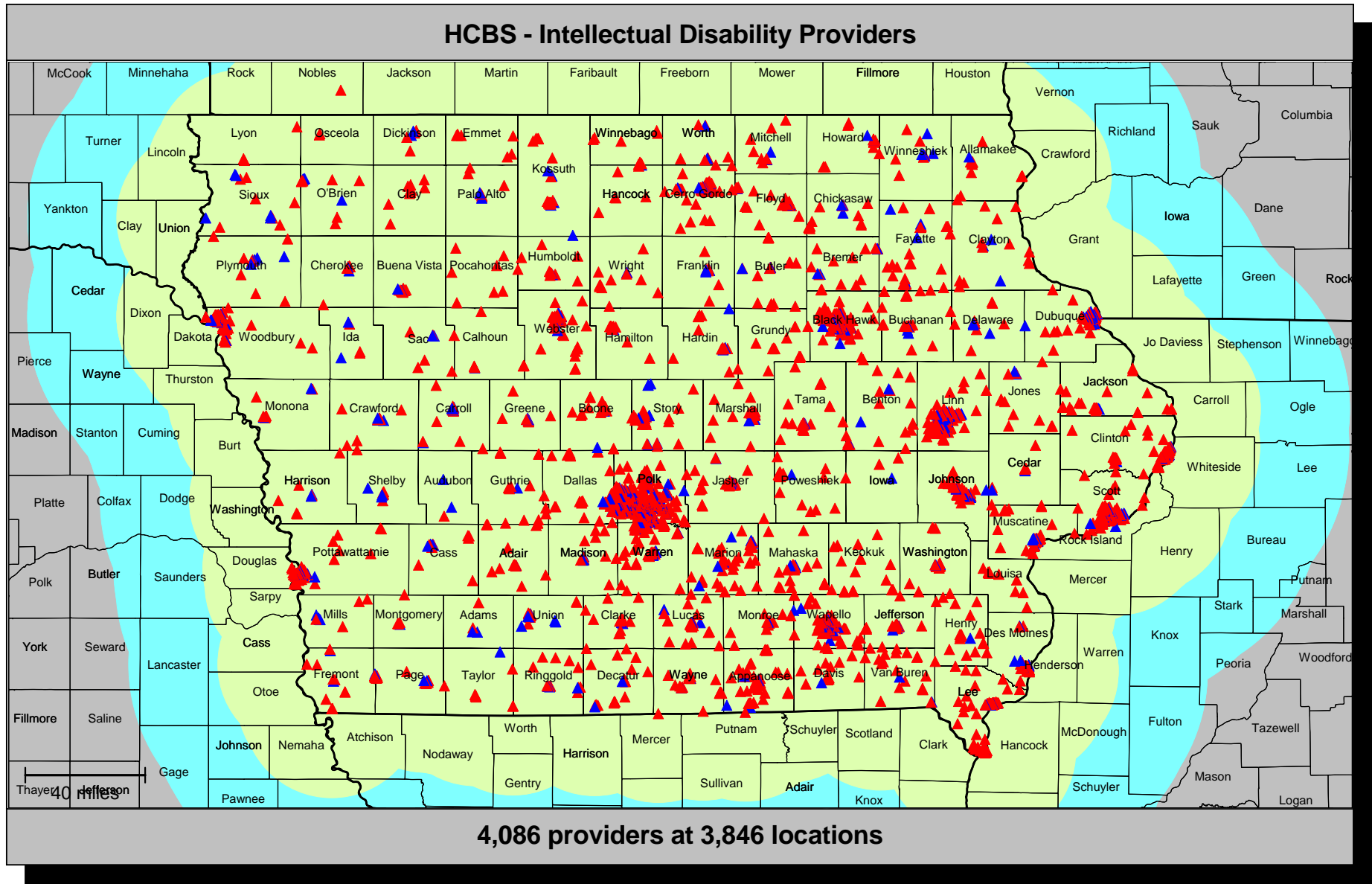
Accessibility summary

Accessibility analysis specifications	
Provider group:	HCBS - Health and Disability Providers 4,677 providers at 4,413 locations
Member group:	LTSS Health Disability Mems 351 members
Access standard:	Urban:1 Provider within 30.0 miles Suburban:1 Provider within 60.0 miles Rural:1 Provider within 60.0 miles
All members:	Urban: 25 (100.0%) with access (100.0%), without access (0.0%) Suburban: 82 (100.0%) with access (100.0%), without access (0.0%) Rural: 244 (100.0%) with access (100.0%), without access (0.0%)

Average distance to a choice of providers for all members					
Number of providers	1	2	3	4	5
Urban	0.1	0.2	0.3	0.4	0.4
Suburban	0.3	0.5	0.6	0.7	0.8
Rural	1.5	2.5	3.2	3.8	4.2

Key geographic areas				
Region	Total number of members	All members		
		Percent w	Percent wo	Average distance to 1 provider
East	162	100.0	0.0	1.2
Central	127	100.0	0.0	0.7
West	62	100.0	0.0	1.9

Provider locations



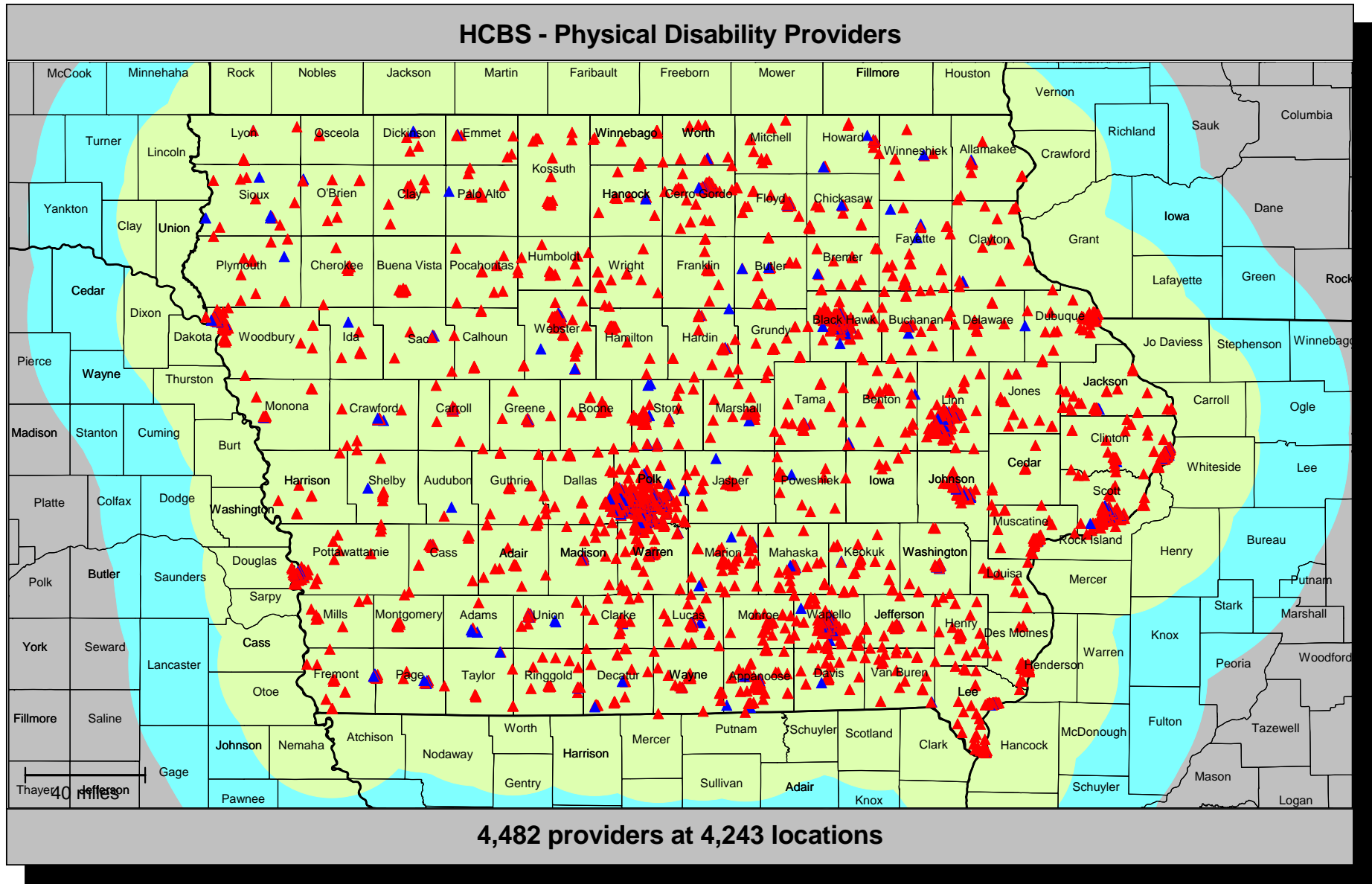
Accessibility summary

Accessibility analysis specifications	
Provider group:	HCBS - Intellectual Disability Providers 4,086 providers at 3,846 locations
Member group:	Intellectual Disability 2,086 members
Access standard:	Urban:1 Provider within 30.0 miles Suburban:1 Provider within 60.0 miles Rural:1 Provider within 60.0 miles
All members:	Urban: 145 (100.0%) with access (100.0%), without access (0.0%) Suburban: 448 (100.0%) with access (100.0%), without access (0.0%) Rural: 1,493 (100.0%) with access (100.0%), without access (0.0%)

Average distance to a choice of providers for all members					
Number of providers	1	2	3	4	5
Urban	0.1	0.2	0.3	0.3	0.4
Suburban	0.4	0.5	0.7	0.7	0.8
Rural	1.4	2.0	2.5	2.9	3.3

Key geographic areas				
Region	Total number of members	All members		
		Percent w	wo	Average distance to 1 provider
Central	786	100.0	0.0	0.9
East	744	100.0	0.0	1.0
West	556	100.0	0.0	1.5

Provider locations



- ▲ Single provider locations
- ▲ Multiple provider locations

- 30 mile radius
- 60 mile radius

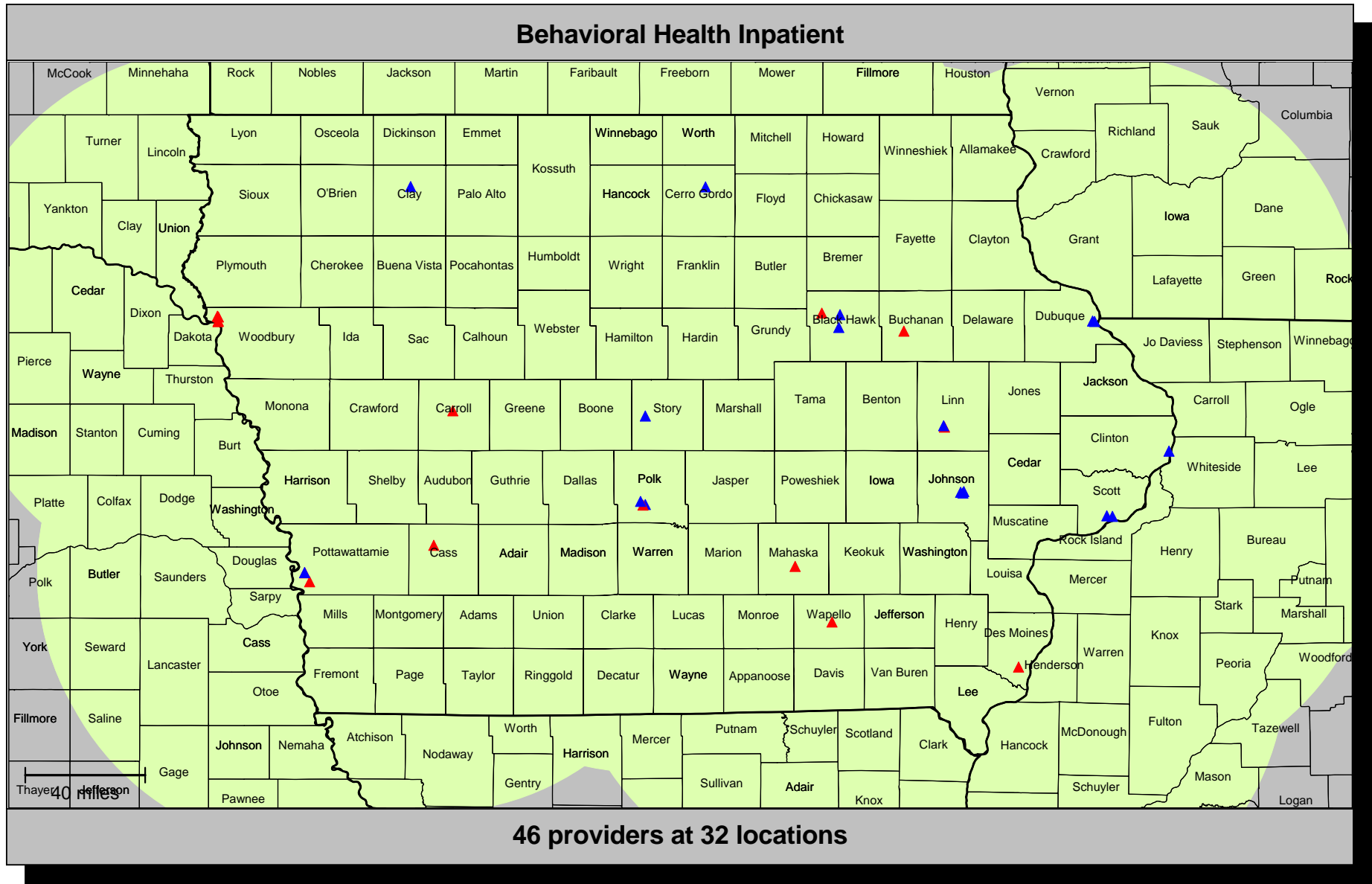
Accessibility summary

Accessibility analysis specifications	
Provider group:	HCBS - Physical Disability Providers 4,482 providers at 4,243 locations
Member group:	LTSS Physical Disability Mems 168 members
Access standard:	Urban:1 Provider within 30.0 miles Suburban:1 Provider within 60.0 miles Rural:1 Provider within 60.0 miles
All members:	Urban: 32 (100.0%) with access (100.0%), without access (0.0%) Suburban: 44 (100.0%) with access (100.0%), without access (0.0%) Rural: 92 (100.0%) with access (100.0%), without access (0.0%)

Average distance to a choice of providers for all members					
Number of providers	1	2	3	4	5
Urban	0.1	0.2	0.3	0.3	0.4
Suburban	0.1	0.3	0.4	0.5	0.6
Rural	0.8	1.2	1.8	2.2	2.5

Key geographic areas				
Region	Total number of members	All members		
		Percent w	Percent wo	Average distance to 1 provider
Central	67	100.0	0.0	0.3
East	67	100.0	0.0	0.4
West	34	100.0	0.0	0.9

Provider locations



Accessibility summary

Accessibility analysis specifications	
Provider group:	Behavioral Health Inpatient 46 providers at 32 locations
Member group:	Behavioral Health Habilitation Members 9,831 members
Access standard:	1 provider within 60 miles
All members:	9,831 (100.0%) 98.2% with access 1.8% without access

Average distance to a choice of providers for all members					
Number of providers	1	2	3	4	5
Miles	16.3	21.3	27.2	30.0	36.0

Key geographic areas				
Region	Total number of members	All members		
		Percent w	Percent wo	Average distance to 1 provider
East	3,996	97.7	2.3	11.8
Central	3,326	99.6	0.4	14.7
West	2,509	97.1	2.9	25.6

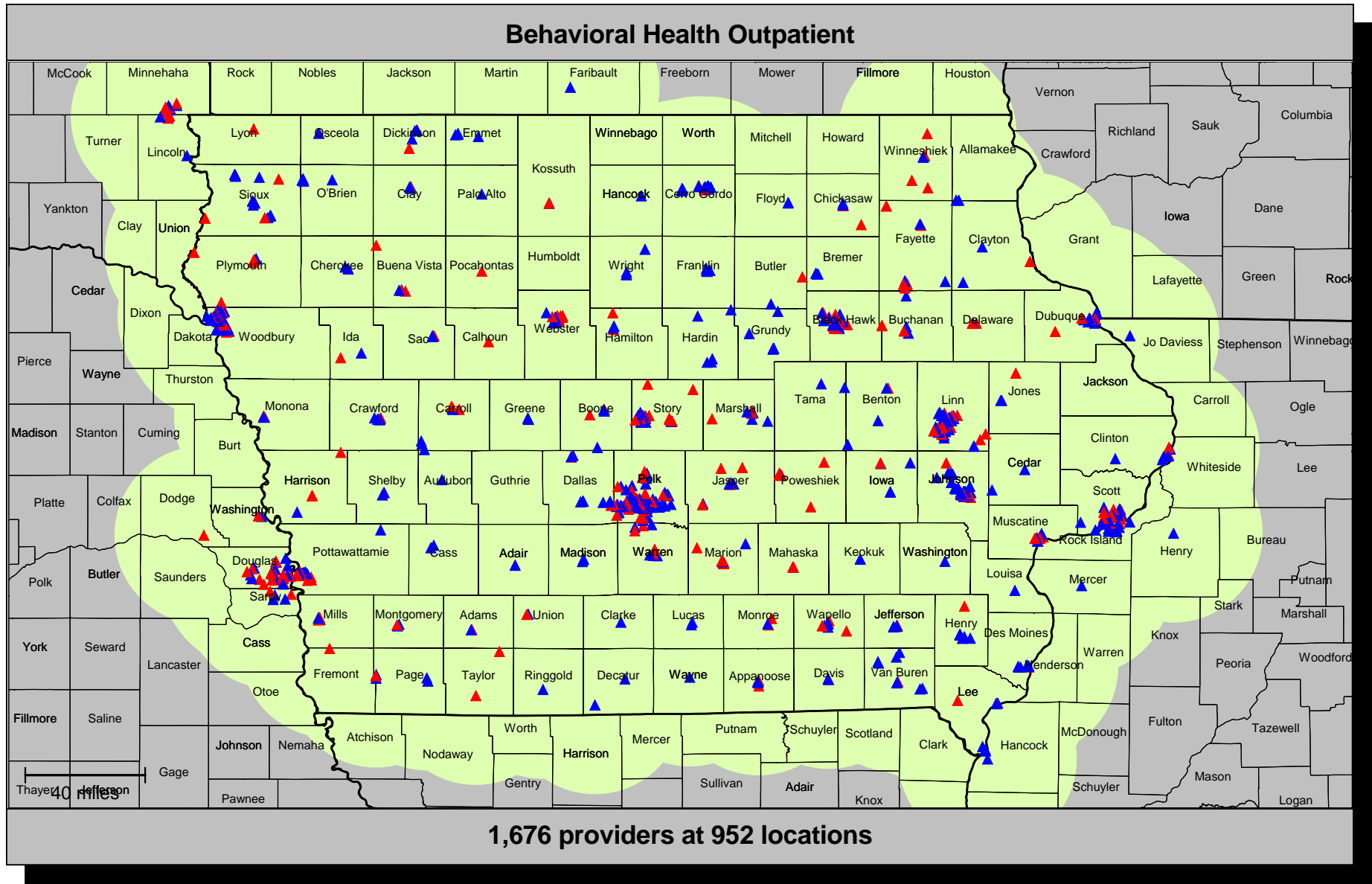
Accessibility summary

Accessibility analysis specifications	
Provider group:	Behavioral Health Inpatient 46 providers at 32 locations
Member group:	Behavioral Health Habilitation Members 9,831 members
Access standard:	1 provider within 90 miles
All members:	9,831 (100.0%) 99.9% with access 0.1% without access

Average distance to a choice of providers for all members					
Number of providers	1	2	3	4	5
Miles	16.3	21.3	27.2	30.0	36.0

Key geographic areas				
Region	Total number of members	All members		
		Percent w	Percent wo	Average distance to 1 provider
East	3,996	99.9	0.1	11.8
Central	3,326	99.9	0.1	14.7
West	2,509	99.9	0.1	25.6

Provider locations



Accessibility summary

Accessibility analysis specifications	
Provider group:	Behavioral Health Outpatient 1,676 providers at 952 locations
Member group:	Behavioral Health Habilitation Members 9,831 members
Access standard:	1 provider within 60 miles
All members:	9,831 (100.0%) 99.9% with access 0.1% without access

Average distance to a choice of providers for all members					
Number of providers	1	2	3	4	5
Miles	3.4	3.9	4.3	4.8	5.4

Key geographic areas				
Region	Total number of members	All members		
		Percent w	Percent wo	Average distance to 1 provider
East	3,996	99.9	0.1	3.4
Central	3,326	99.9	0.1	2.8
West	2,509	99.9	0.1	4.3

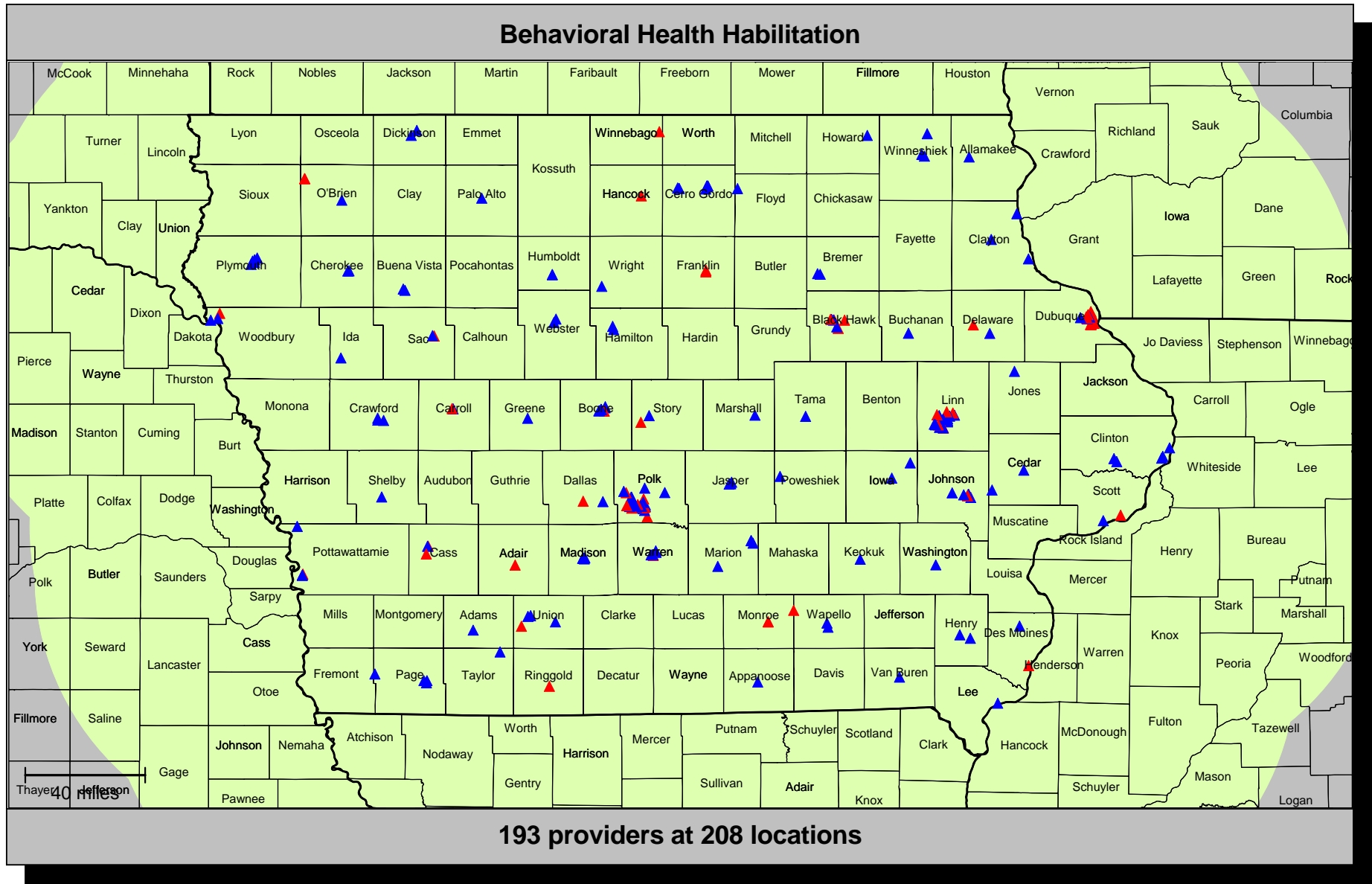
Accessibility summary

Accessibility analysis specifications	
Provider group:	Behavioral Health Outpatient 1,676 providers at 952 locations
Member group:	Behavioral Health Habilitation Members 9,831 members
Access standard:	1 provider within 90 miles
All members:	9,831 (100.0%) 99.9% with access 0.1% without access

Average distance to a choice of providers for all members					
Number of providers	1	2	3	4	5
Miles	3.4	3.9	4.3	4.8	5.4

Key geographic areas				
Region	Total number of members	All members		
		Percent w	Percent wo	Average distance to 1 provider
East	3,996	99.9	0.1	3.4
Central	3,326	99.9	0.1	2.8
West	2,509	99.9	0.1	4.3

Provider locations



- ▲ Single provider locations
- ▲ Multiple provider locations

□ 90 mile radius

Accessibility summary

Accessibility analysis specifications	
Provider group:	Behavioral Health Habilitation 193 providers at 208 locations
Member group:	Behavioral Health Habilitation Members 9,831 members
Access standard:	1 provider within 60 miles
All members:	9,831 (100.0%) 99.9% with access 0.1% without access

Average distance to a choice of providers for all members					
Number of providers	1	2	3	4	5
Miles	6.8	7.4	9.0	10.8	12.4

Key geographic areas				
Region	Total number of members	All members		
		Percent w	Percent wo	Average distance to 1 provider
East	3,996	99.9	0.1	6.2
Central	3,326	99.9	0.1	6.1
West	2,509	99.9	0.1	8.6

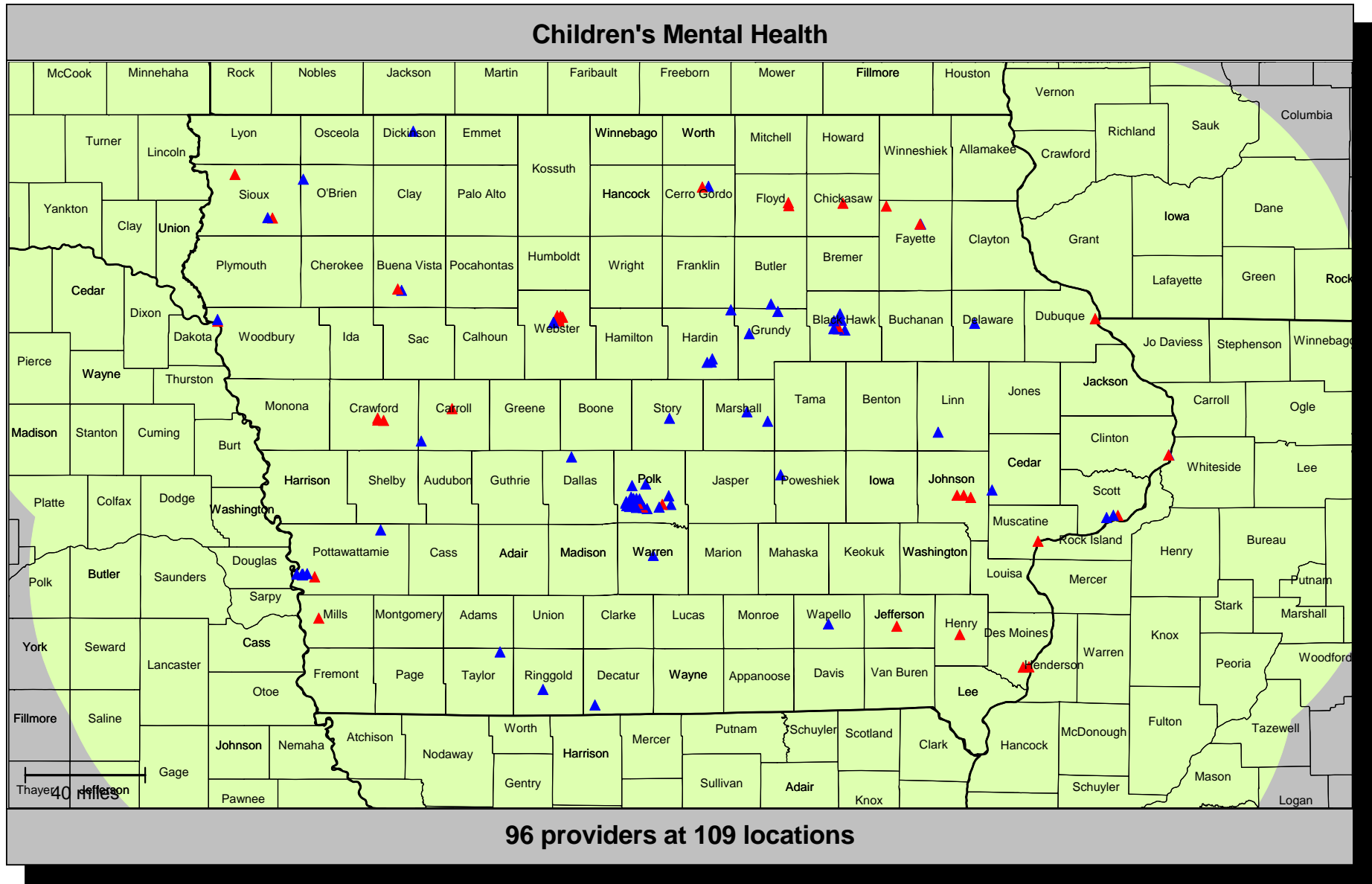
Accessibility summary

Accessibility analysis specifications	
Provider group:	Behavioral Health Habilitation 193 providers at 208 locations
Member group:	Behavioral Health Habilitation Members 9,831 members
Access standard:	1 provider within 90 miles
All members:	9,831 (100.0%) 99.9% with access 0.1% without access

Average distance to a choice of providers for all members					
Number of providers	1	2	3	4	5
Miles	6.8	7.4	9.0	10.8	12.4

Key geographic areas				
Region	Total number of members	All members		
		Percent w	Percent wo	Average distance to 1 provider
East	3,996	99.9	0.1	6.2
Central	3,326	99.9	0.1	6.1
West	2,509	99.9	0.1	8.6

Provider locations



Accessibility summary

Accessibility analysis specifications	
Provider group:	Children's Mental Health 96 providers at 109 locations
Member group:	CMH Mems 309 members
Access standard:	1 provider within 60 miles
All members:	309 (100.0%) 100.0% with access 0.0% without access

Average distance to a choice of providers for all members					
Number of providers	1	2	3	4	5
Miles	10.0	12.5	14.7	20.1	22.1

Key geographic areas				
Region	Total number of members	All members		
		Percent w	Percent wo	Average distance to 1 provider
Central	126	100.0	0.0	8.3
East	104	100.0	0.0	9.0
West	79	100.0	0.0	14.3

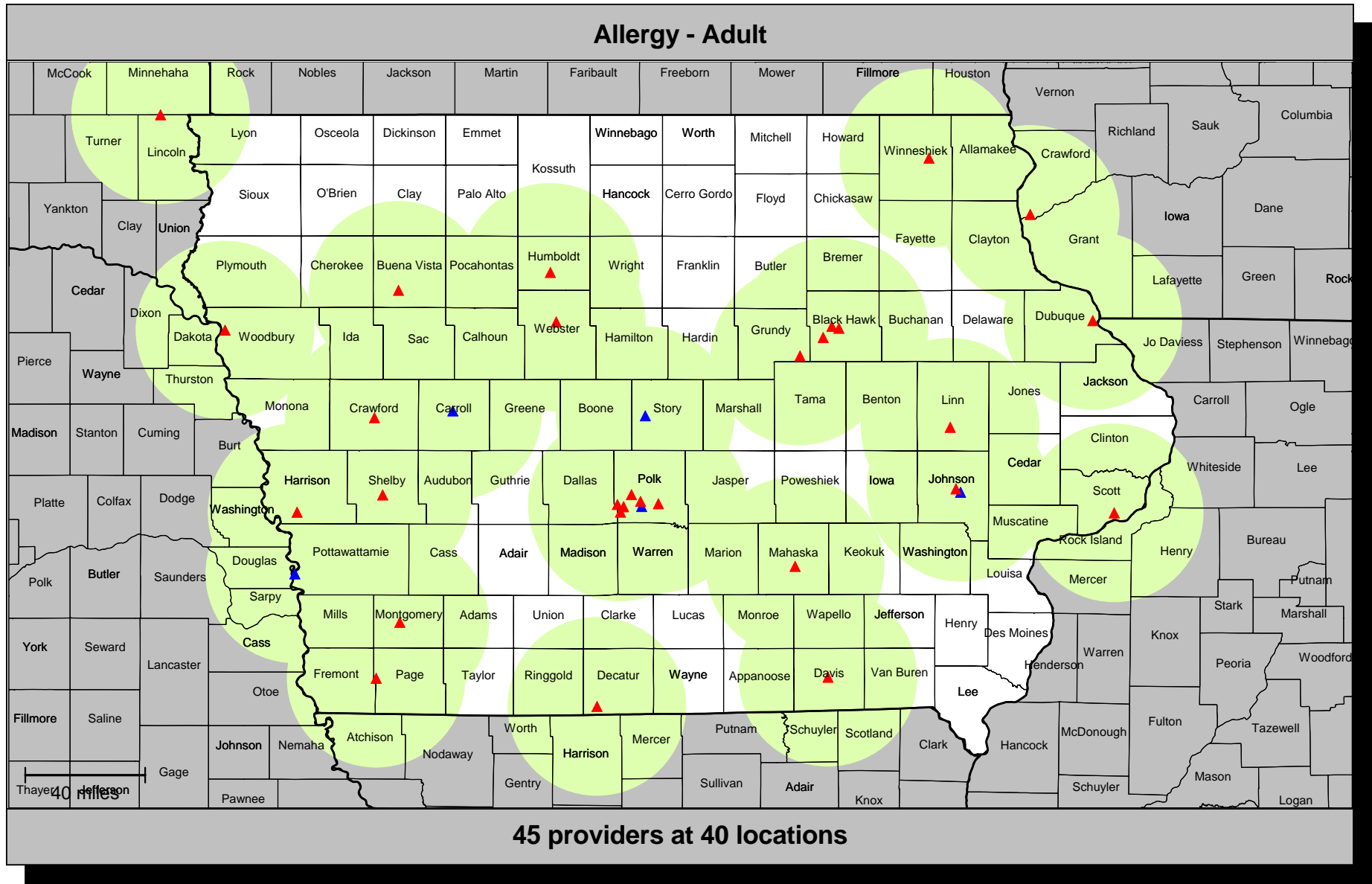
Accessibility summary

Accessibility analysis specifications	
Provider group:	Children's Mental Health 96 providers at 109 locations
Member group:	CMH Mems 309 members
Access standard:	1 provider within 90 miles
All members:	309 (100.0%) 100.0% with access 0.0% without access

Average distance to a choice of providers for all members					
Number of providers	1	2	3	4	5
Miles	10.0	12.5	14.7	20.1	22.1

Key geographic areas				
Region	Total number of members	All members		
		Percent w	Percent wo	Average distance to 1 provider
Central	126	100.0	0.0	8.3
East	104	100.0	0.0	9.0
West	79	100.0	0.0	14.3

Provider locations



Accessibility summary

Accessibility analysis specifications	
Provider group:	Allergy - Adult 45 providers at 40 locations
Member group:	IA Adult Members 67,136 members
Access standard:	1 provider within 60 miles
All members:	67,136 (100.0%) 94.7% with access 5.3% without access

Average distance to a choice of providers for all members					
Number of providers	1	2	3	4	5
Miles	17.3	31.5	37.5	41.4	45.3

Key geographic areas				
Region	Total number of members	All members		
		Percent w	Percent wo	Average distance to 1 provider
East	26,760	91.8	8.2	17.5
Central	24,422	95.4	4.6	16.7
West	15,954	98.5	1.5	18.0

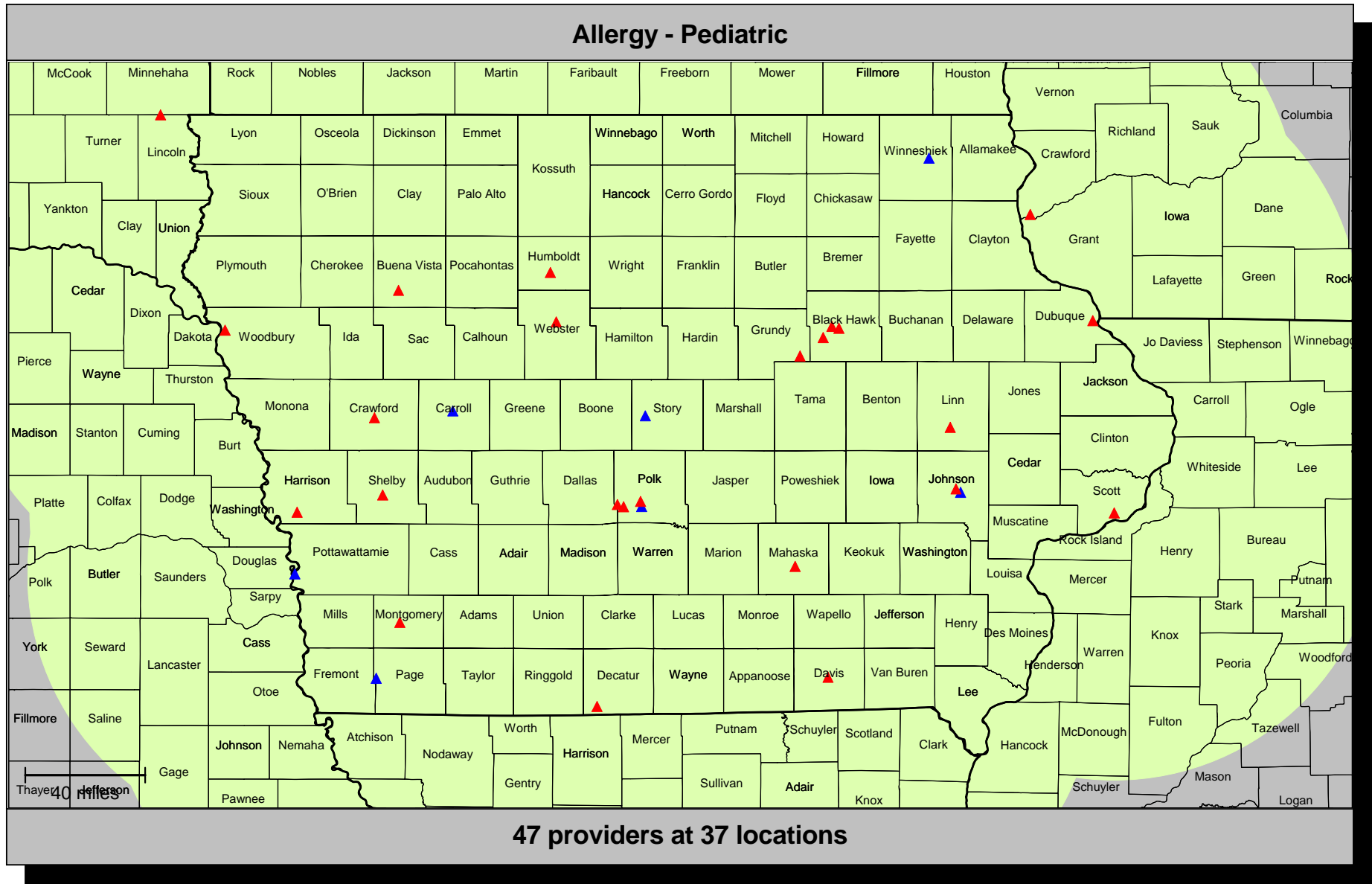
Accessibility summary

Accessibility analysis specifications	
Provider group:	Allergy - Adult 45 providers at 40 locations
Member group:	IA Adult Members 67,136 members
Access standard:	1 provider within 90 miles
All members:	67,136 (100.0%) 100.0% with access 0.0% without access

Average distance to a choice of providers for all members					
Number of providers	1	2	3	4	5
Miles	17.3	31.5	37.5	41.4	45.3

Key geographic areas				
Region	Total number of members	All members		
		Percent w	Percent wo	Average distance to 1 provider
East	26,760	100.0	0.0	17.5
Central	24,422	100.0	0.0	16.7
West	15,954	100.0	0.0	18.0

Provider locations



Accessibility summary

Accessibility analysis specifications	
Provider group:	Allergy - Pediatric 47 providers at 37 locations
Member group:	IA Children Members 70,187 members
Access standard:	1 provider within 60 miles
All members:	70,187 (100.0%) 95.5% with access 4.5% without access

Average distance to a choice of providers for all members					
Number of providers	1	2	3	4	5
Miles	17.6	31.1	36.4	39.8	44.2

Key geographic areas				
Region	Total number of members	All members		
		Percent w	Percent wo	Average distance to 1 provider
East	26,138	93.1	6.9	17.2
Central	25,228	95.8	4.2	17.2
West	18,821	98.4	1.6	18.6

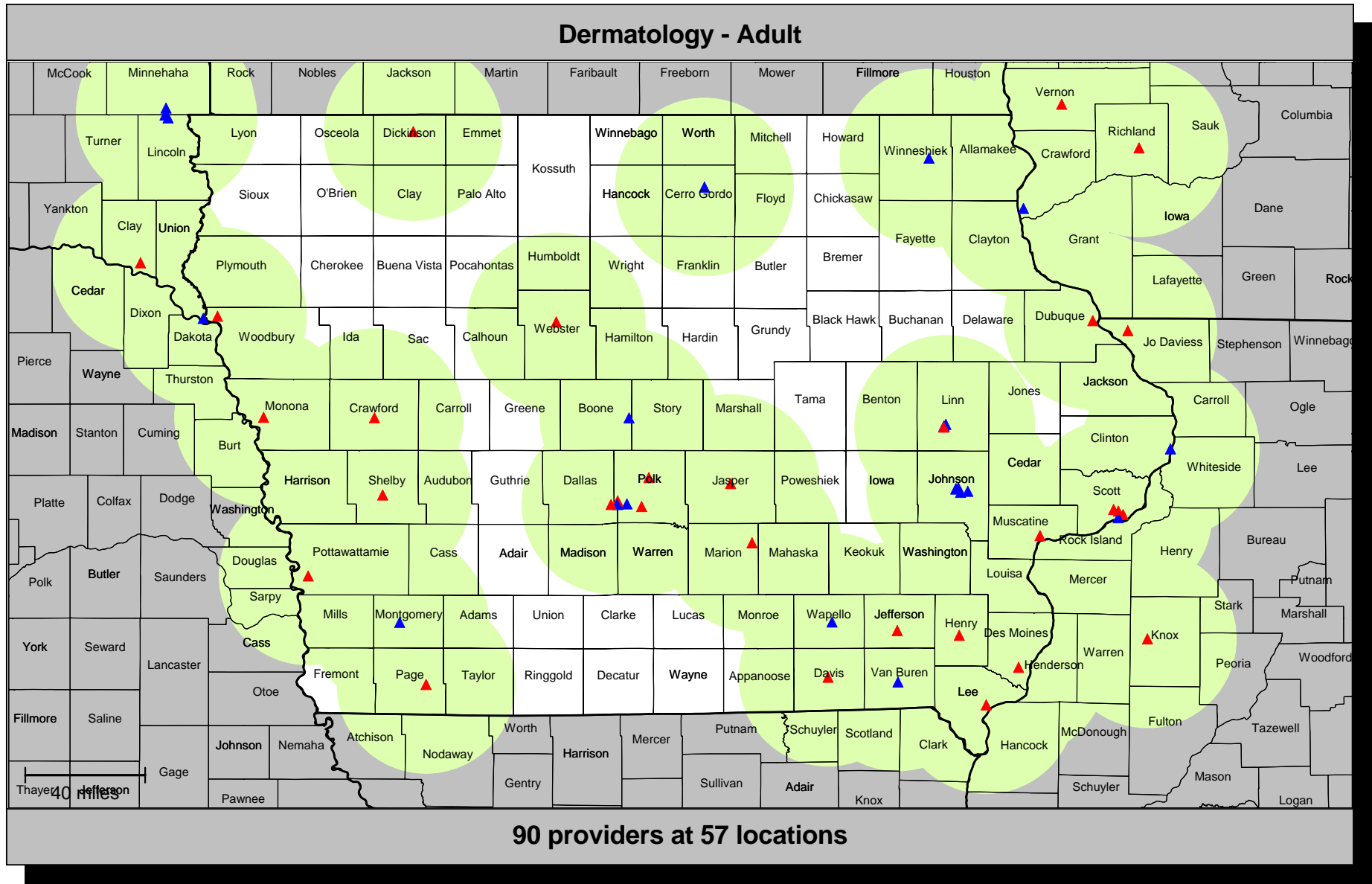
Accessibility summary

Accessibility analysis specifications	
Provider group:	Allergy - Pediatric 47 providers at 37 locations
Member group:	IA Children Members 70,187 members
Access standard:	1 provider within 90 miles
All members:	70,187 (100.0%) 100.0% with access 0.0% without access

Average distance to a choice of providers for all members					
Number of providers	1	2	3	4	5
Miles	17.6	31.1	36.4	39.8	44.2

Key geographic areas				
Region	Total number of members	All members		
		Percent w	Percent wo	Average distance to 1 provider
East	26,138	100.0	0.0	17.2
Central	25,228	100.0	0.0	17.2
West	18,821	100.0	0.0	18.6

Provider locations



Accessibility summary

Accessibility analysis specifications	
Provider group:	Dermatology - Adult 90 providers at 57 locations
Member group:	IA Adult Members 67,136 members
Access standard:	1 provider within 60 miles
All members:	67,136 (100.0%) 98.0% with access 2.0% without access

Average distance to a choice of providers for all members					
Number of providers	1	2	3	4	5
Miles	15.2	22.7	26.4	30.0	34.1

Key geographic areas				
Region	Total number of members	All members		
		Percent w	Percent wo	Average distance to 1 provider
East	26,760	95.7	4.3	16.2
Central	24,422	99.8	0.2	11.7
West	15,954	99.0	1.0	19.0

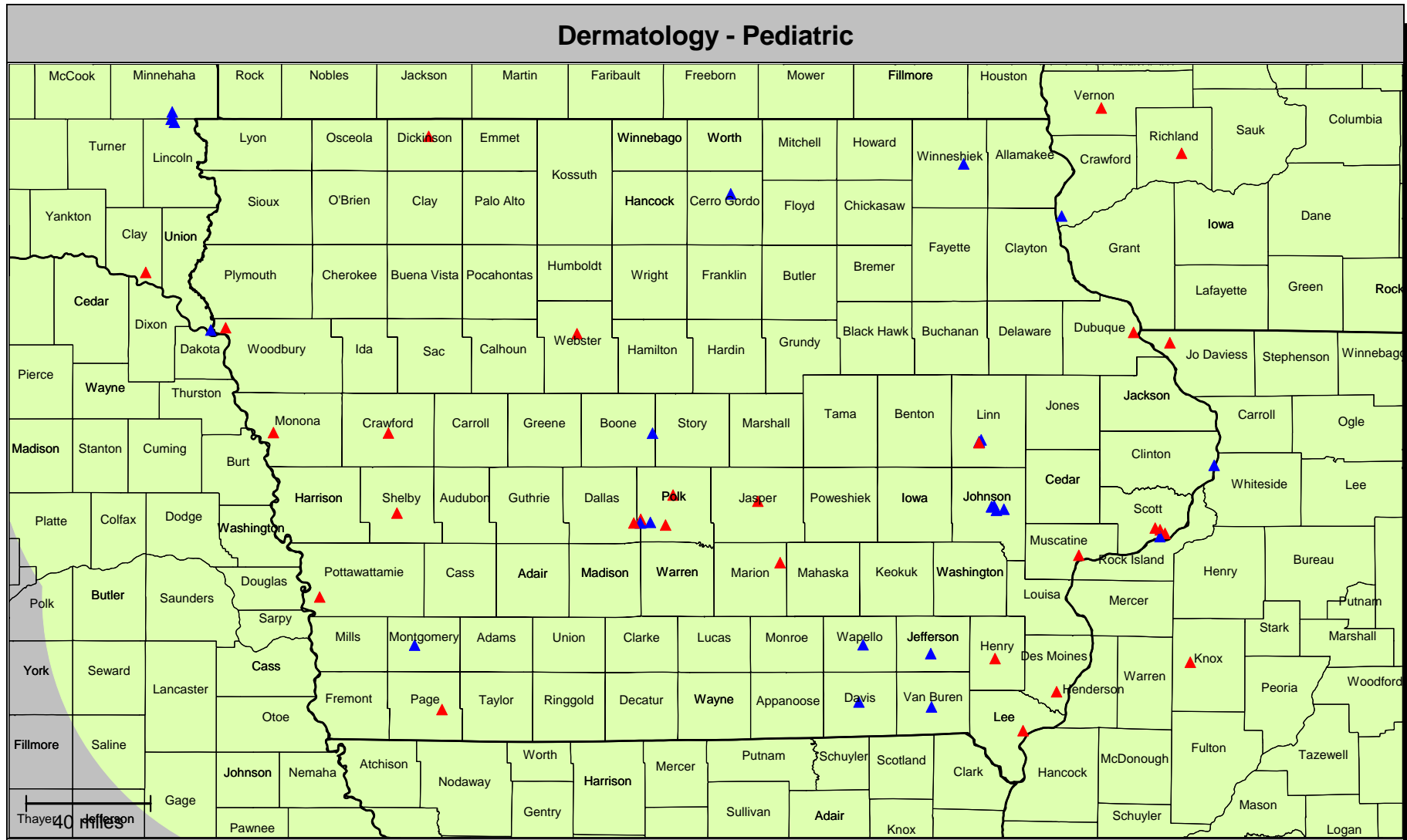
Accessibility summary

Accessibility analysis specifications	
Provider group:	Dermatology - Adult 90 providers at 57 locations
Member group:	IA Adult Members 67,136 members
Access standard:	1 provider within 90 miles
All members:	67,136 (100.0%) 100.0% with access 0.0% without access

Average distance to a choice of providers for all members					
Number of providers	1	2	3	4	5
Miles	15.2	22.7	26.4	30.0	34.1

Key geographic areas				
Region	Total number of members	All members		
		Percent w	Percent wo	Average distance to 1 provider
East	26,760	100.0	0.0	16.2
Central	24,422	100.0	0.0	11.7
West	15,954	100.0	0.0	19.0

Provider locations



- ▲ Single provider locations
- ▲ Multiple provider locations

◻ 90 mile radius

Accessibility summary

Accessibility analysis specifications	
Provider group:	Dermatology - Pediatric 90 providers at 57 locations
Member group:	IA Children Members 70,187 members
Access standard:	1 provider within 60 miles
All members:	70,187 (100.0%) 98.4% with access 1.6% without access

Average distance to a choice of providers for all members					
Number of providers	1	2	3	4	5
Miles	15.8	23.3	26.9	30.6	34.6

Key geographic areas				
Region	Total number of members	All members		
		Percent w	Percent wo	Average distance to 1 provider
East	26,138	96.4	3.6	16.4
Central	25,228	99.8	0.2	12.3
West	18,821	99.3	0.7	19.8

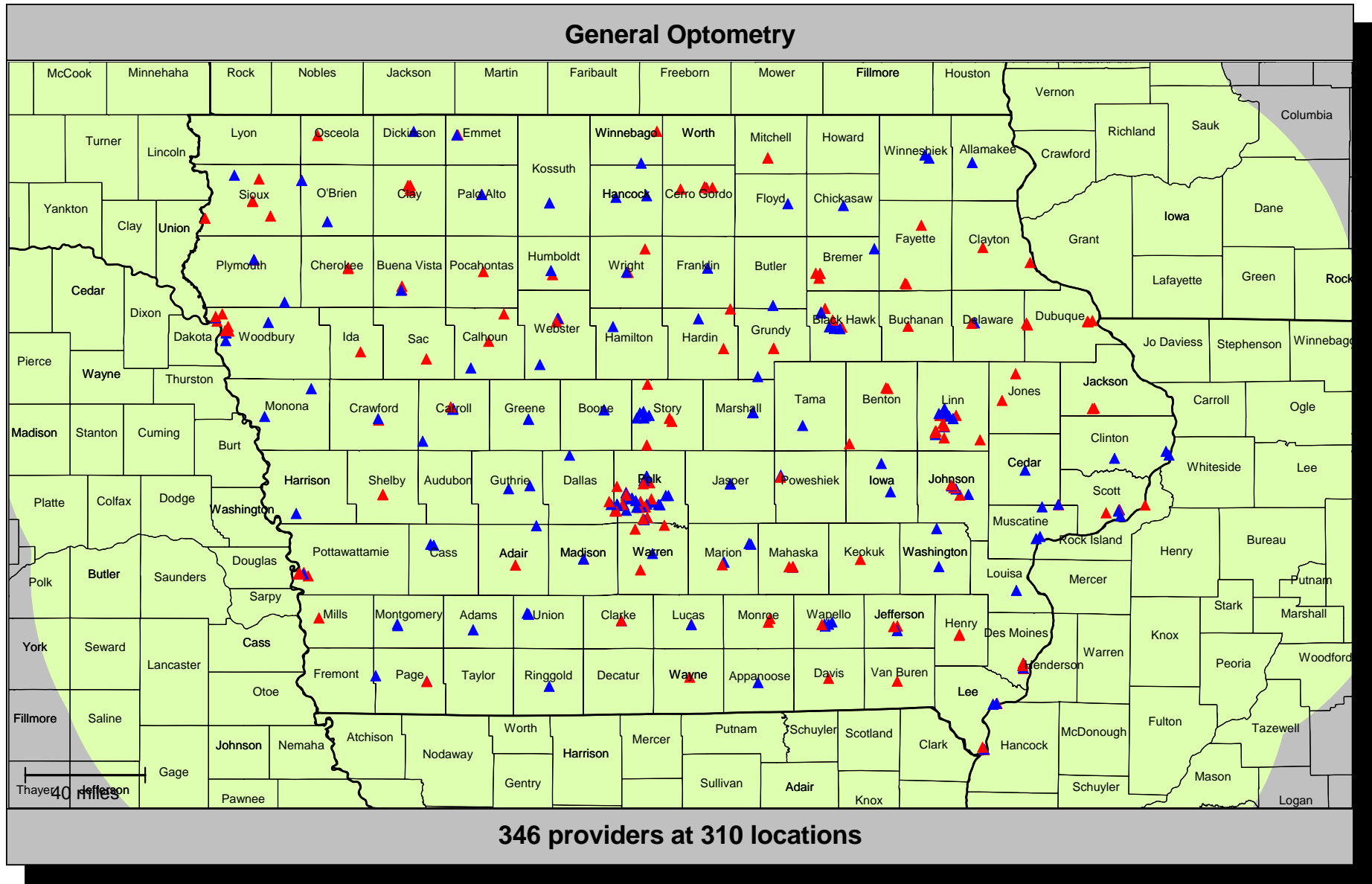
Accessibility summary

Accessibility analysis specifications	
Provider group:	Dermatology - Pediatric 90 providers at 57 locations
Member group:	IA Children Members 70,187 members
Access standard:	1 provider within 90 miles
All members:	70,187 (100.0%) 100.0% with access 0.0% without access

Average distance to a choice of providers for all members					
Number of providers	1	2	3	4	5
Miles	15.8	23.3	26.9	30.6	34.6

Key geographic areas				
Region	Total number of members	All members		
		Percent w	Percent wo	Average distance to 1 provider
East	26,138	100.0	0.0	16.4
Central	25,228	100.0	0.0	12.3
West	18,821	100.0	0.0	19.8

Provider locations



Accessibility summary

Accessibility analysis specifications	
Provider group:	General Optometry 346 providers at 310 locations
Member group:	IA Mems 156,470 members
Access standard:	1 provider within 30 miles
All members:	156,470 (100.0%) 99.9% with access 0.1% without access

Average distance to a choice of providers for all members					
Number of providers	1	2	3	4	5
Miles	3.9	4.9	6.2	7.4	8.4

Key geographic areas				
Region	Total number of members	All members		
		Percent w	Percent wo	Average distance to 1 provider
East	60,144	99.9	0.1	3.8
Central	56,448	100.0	0.0	3.2
West	39,878	99.9	0.1	5.1

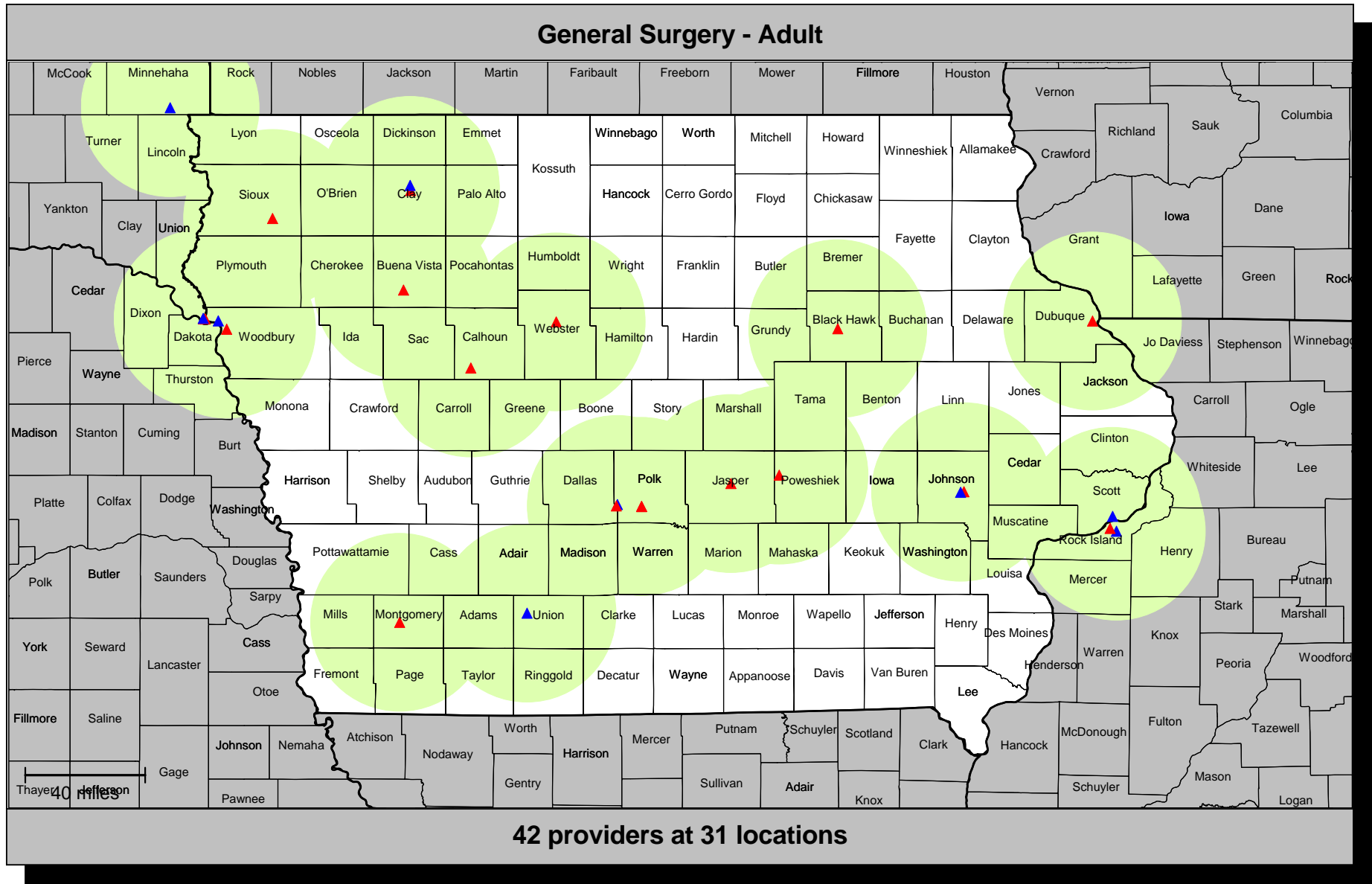
Accessibility summary

Accessibility analysis specifications	
Provider group:	General Optometry 346 providers at 310 locations
Member group:	IA Mems 156,470 members
Access standard:	1 provider within 30 miles
All members:	156,470 (100.0%) 99.9% with access 0.1% without access

Average distance to a choice of providers for all members					
Number of providers	1	2	3	4	5
Miles	3.9	4.9	6.2	7.4	8.4

Key geographic areas				
Region	Total number of members	All members		
		Percent w	Percent wo	Average distance to 1 provider
East	60,144	99.9	0.1	3.8
Central	56,448	100.0	0.0	3.2
West	39,878	99.9	0.1	5.1

Provider locations



Accessibility summary

Accessibility analysis specifications	
Provider group:	General Surgery - Adult 42 providers at 31 locations
Member group:	IA Adult Members 67,136 members
Access standard:	1 provider within 60 miles
All members:	67,136 (100.0%) 93.3% with access 6.7% without access

Average distance to a choice of providers for all members					
Number of providers	1	2	3	4	5
Miles	23.3	35.0	39.7	47.6	50.2

Key geographic areas				
Region	Total number of members	All members		
		Percent w	Percent wo	Average distance to 1 provider
East	26,760	94.5	5.5	21.7
Central	24,422	89.5	10.5	24.0
West	15,954	97.1	2.9	24.7

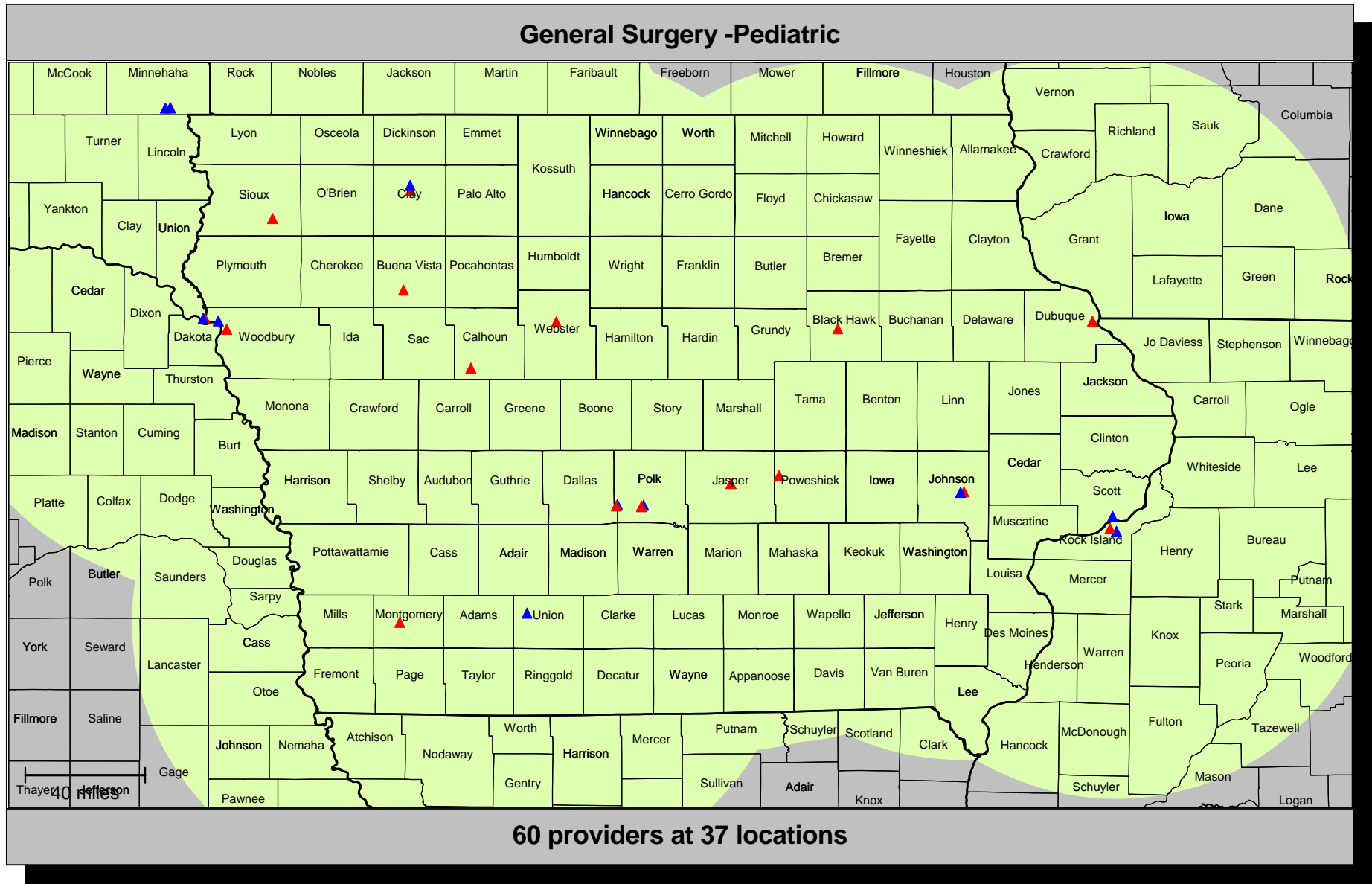
Accessibility summary

Accessibility analysis specifications	
Provider group:	General Surgery - Adult 42 providers at 31 locations
Member group:	IA Adult Members 67,136 members
Access standard:	1 provider within 90 miles
All members:	67,136 (100.0%) 99.9% with access 0.1% without access

Average distance to a choice of providers for all members					
Number of providers	1	2	3	4	5
Miles	23.3	35.0	39.7	47.6	50.2

Key geographic areas				
Region	Total number of members	All members		
		Percent w	Percent wo	Average distance to 1 provider
East	26,760	100.0	0.0	21.7
Central	24,422	99.8	0.2	24.0
West	15,954	100.0	0.0	24.7

Provider locations



Accessibility summary

Accessibility analysis specifications	
Provider group:	General Surgery -Pediatric 60 providers at 37 locations
Member group:	IA Children Members 70,187 members
Access standard:	1 provider within 60 miles
All members:	70,187 (100.0%) 94.0% with access 6.0% without access

Average distance to a choice of providers for all members					
Number of providers	1	2	3	4	5
Miles	22.7	34.3	37.9	41.4	43.0

Key geographic areas				
Region	Total number of members	All members		
		Percent w	Percent wo	Average distance to 1 provider
East	26,138	94.9	5.1	21.7
Central	25,228	90.6	9.4	22.7
West	18,821	97.4	2.6	23.9

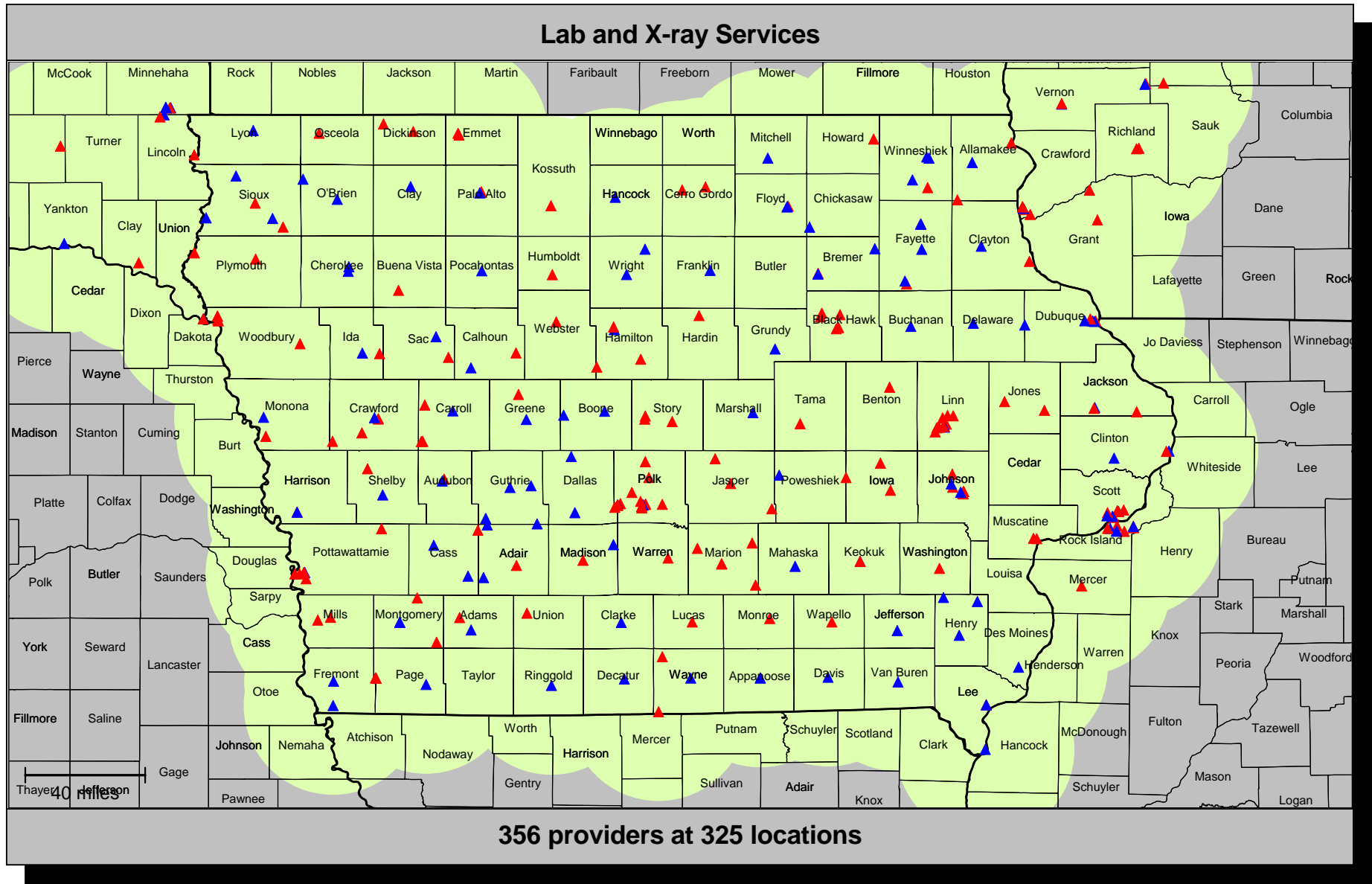
Accessibility summary

Accessibility analysis specifications	
Provider group:	General Surgery -Pediatric 60 providers at 37 locations
Member group:	IA Children Members 70,187 members
Access standard:	1 provider within 90 miles
All members:	70,187 (100.0%) 99.9% with access 0.1% without access

Average distance to a choice of providers for all members					
Number of providers	1	2	3	4	5
Miles	22.7	34.3	37.9	41.4	43.0

Key geographic areas				
Region	Total number of members	All members		
		Percent w	Percent wo	Average distance to 1 provider
East	26,138	100.0	0.0	21.7
Central	25,228	99.7	0.3	22.7
West	18,821	100.0	0.0	23.9

Provider locations



- ▲ Single provider locations
- ▲ Multiple provider locations

□ 30 mile radius

Accessibility summary

Accessibility analysis specifications	
Provider group:	Lab and X-ray Services 356 providers at 325 locations
Member group:	IA Mems 156,470 members
Access standard:	1 provider within 30 miles
All members:	156,470 (100.0%) 99.9% with access 0.1% without access

Average distance to a choice of providers for all members					
Number of providers	1	2	3	4	5
Miles	4.3	6.6	9.0	11.0	12.6

Key geographic areas				
Region	Total number of members	All members		
		Percent w	Percent wo	Average distance to 1 provider
East	60,144	99.9	0.1	3.9
Central	56,448	100.0	0.0	4.3
West	39,878	99.9	0.1	4.8

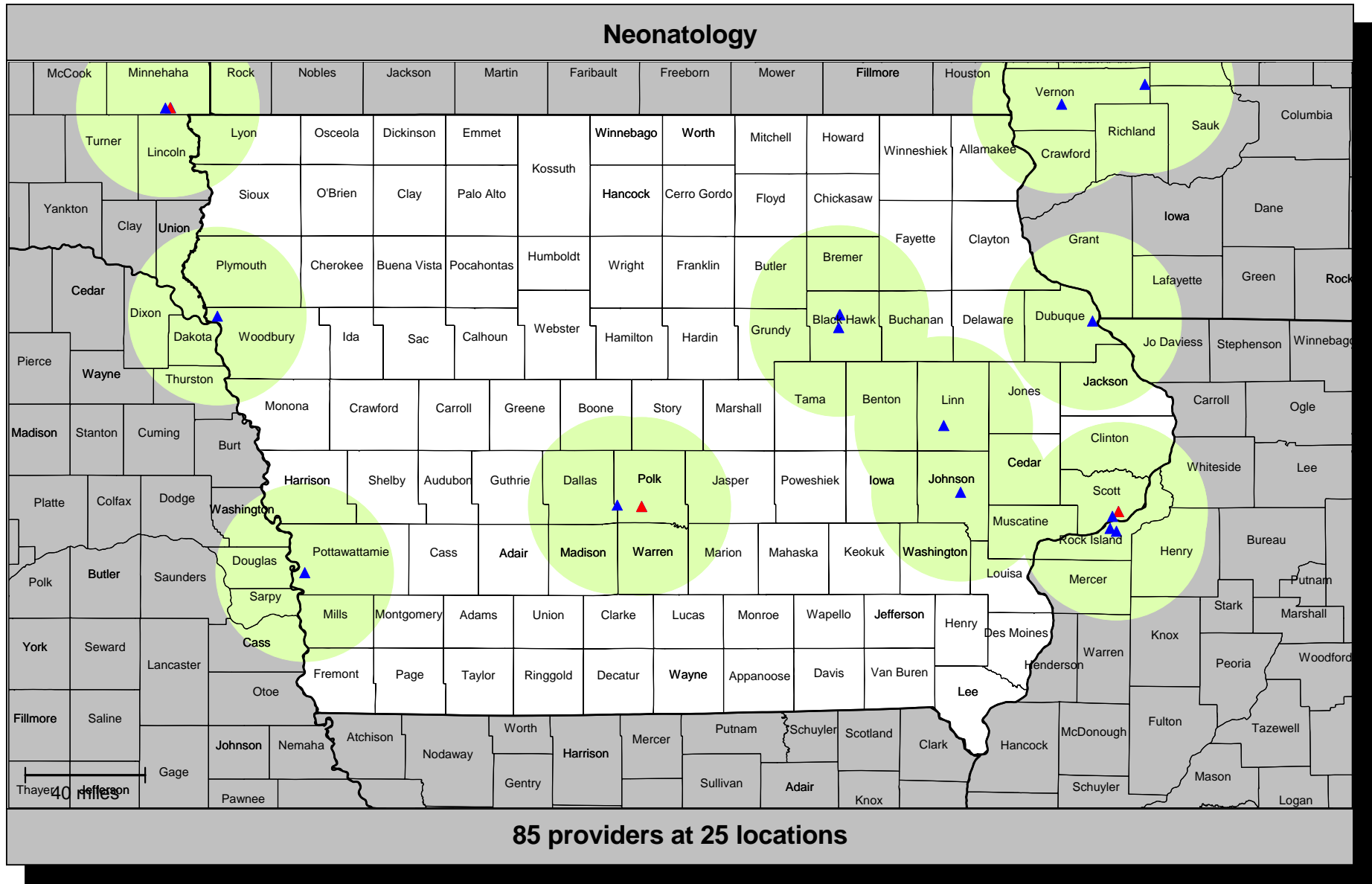
Accessibility summary

Accessibility analysis specifications	
Provider group:	Lab and X-ray Services 356 providers at 325 locations
Member group:	IA Mems 156,470 members
Access standard:	1 provider within 30 miles
All members:	156,470 (100.0%) 99.9% with access 0.1% without access

Average distance to a choice of providers for all members					
Number of providers	1	2	3	4	5
Miles	4.3	6.6	9.0	11.0	12.6

Key geographic areas				
Region	Total number of members	All members		
		Percent w	Percent wo	Average distance to 1 provider
East	60,144	99.9	0.1	3.9
Central	56,448	100.0	0.0	4.3
West	39,878	99.9	0.1	4.8

Provider locations



Accessibility summary

Accessibility analysis specifications	
Provider group:	Neonatology 85 providers at 25 locations
Member group:	IA Children Members 70,187 members
Access standard:	1 provider within 60 miles
All members:	70,187 (100.0%) 82.0% with access 18.0% without access

Average distance to a choice of providers for all members					
Number of providers	1	2	3	4	5
Miles	28.1	28.1	33.4	35.4	35.5

Key geographic areas				
Region	Total number of members	All members		
		Percent w	Percent wo	Average distance to 1 provider
East	26,138	91.6	8.4	18.6
Central	25,228	84.8	15.2	27.3
West	18,821	65.0	35.0	42.3

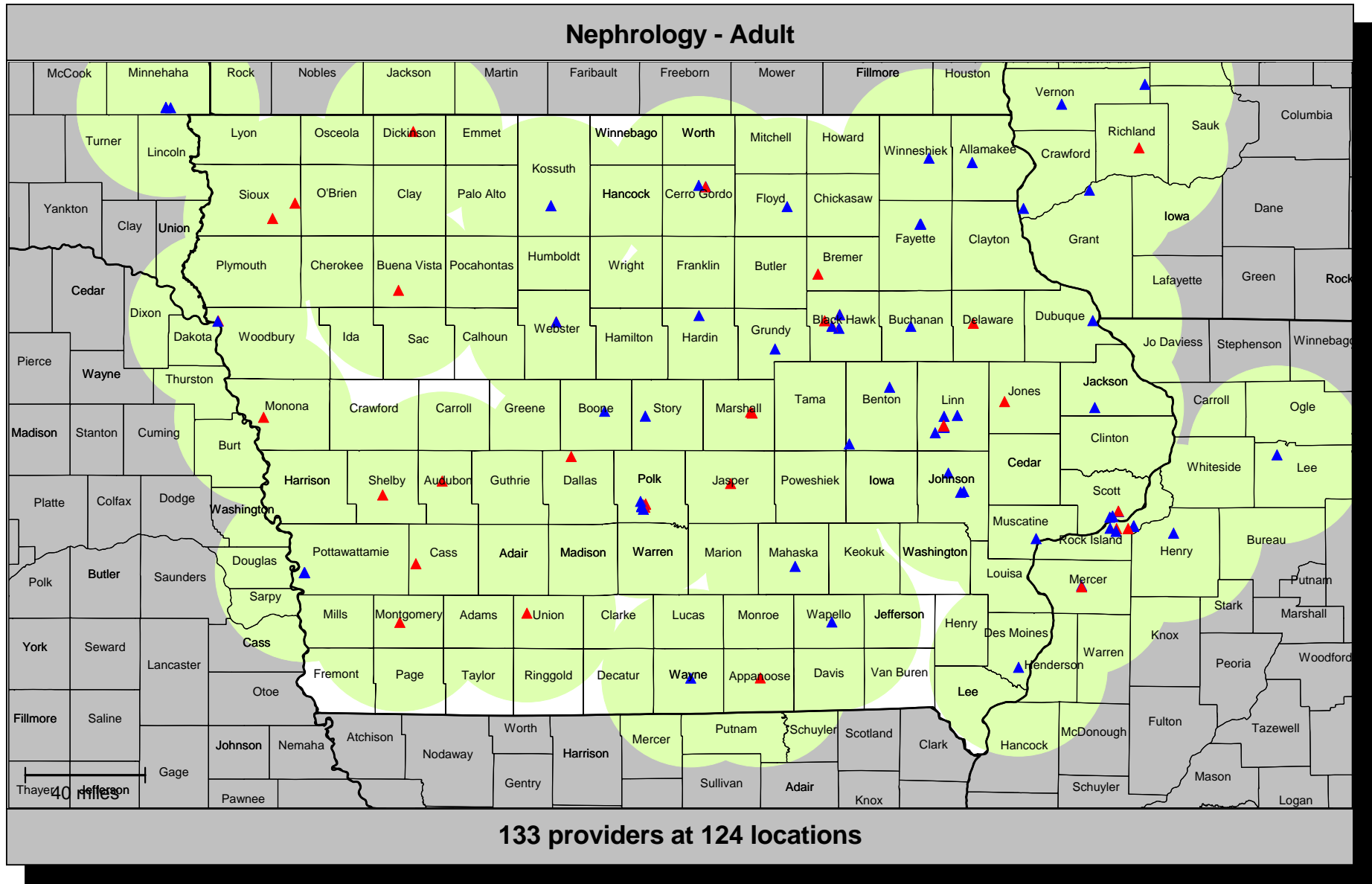
Accessibility summary

Accessibility analysis specifications	
Provider group:	Neonatology 85 providers at 25 locations
Member group:	IA Children Members 70,187 members
Access standard:	1 provider within 90 miles
All members:	70,187 (100.0%) 98.1% with access 1.9% without access

Average distance to a choice of providers for all members					
Number of providers	1	2	3	4	5
Miles	28.1	28.1	33.4	35.4	35.5

Key geographic areas				
Region	Total number of members	All members		
		Percent w	Percent wo	Average distance to 1 provider
East	26,138	99.6	0.4	18.6
Central	25,228	99.7	0.3	27.3
West	18,821	93.7	6.3	42.3

Provider locations



- ▲ Single provider locations
- ▲ Multiple provider locations

■ 30 mile radius

Accessibility summary

Accessibility analysis specifications	
Provider group:	Nephrology - Adult 133 providers at 124 locations
Member group:	IA Adult Members 67,136 members
Access standard:	1 provider within 60 miles
All members:	67,136 (100.0%) 100.0% with access 0.0% without access

Average distance to a choice of providers for all members					
Number of providers	1	2	3	4	5
Miles	9.2	11.8	15.9	17.8	19.6

Key geographic areas				
Region	Total number of members	All members		
		Percent w	Percent wo	Average distance to 1 provider
East	26,760	100.0	0.0	7.9
Central	24,422	100.0	0.0	7.7
West	15,954	100.0	0.0	13.7

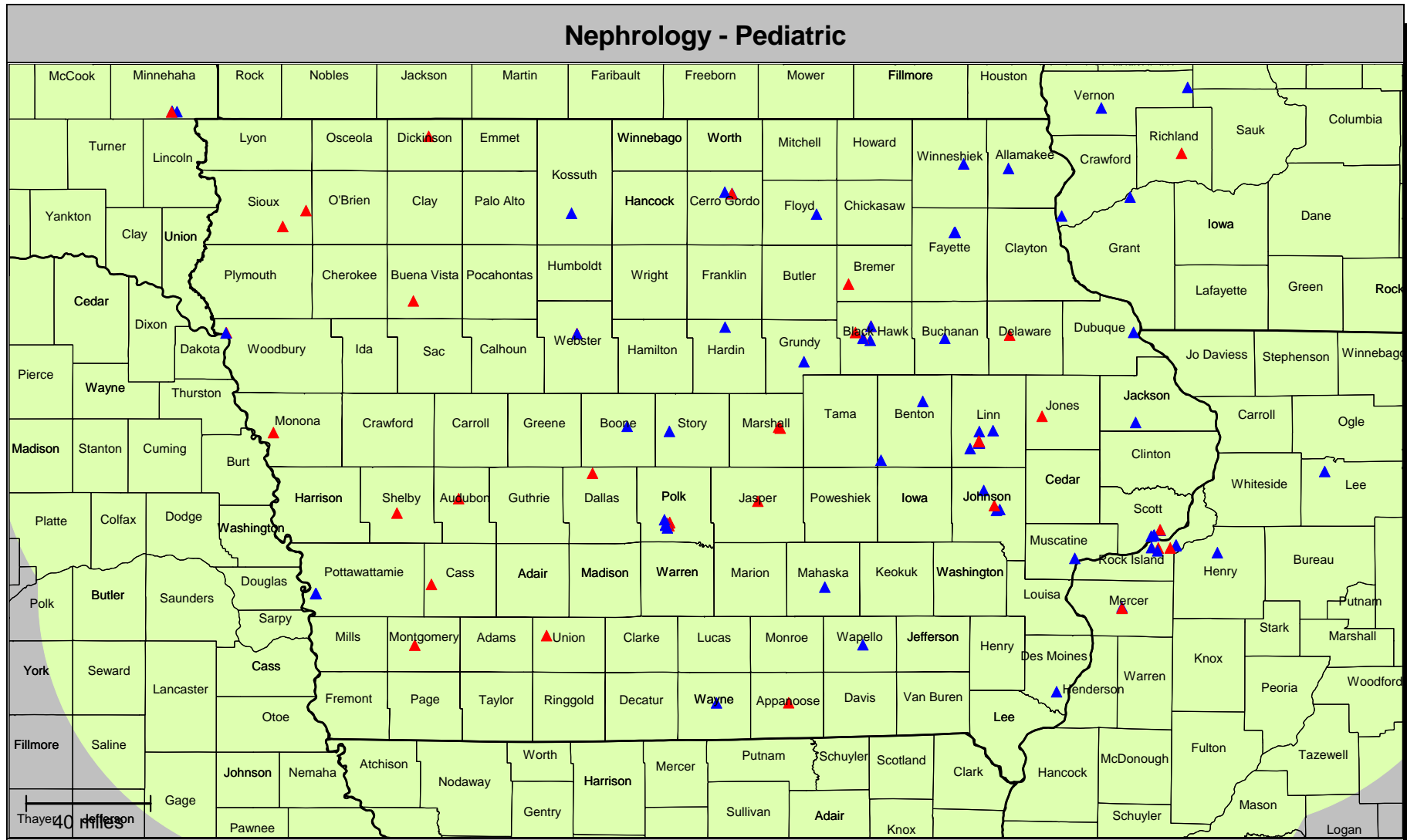
Accessibility summary

Accessibility analysis specifications	
Provider group:	Nephrology - Adult 133 providers at 124 locations
Member group:	IA Adult Members 67,136 members
Access standard:	1 provider within 90 miles
All members:	67,136 (100.0%) 100.0% with access 0.0% without access

Average distance to a choice of providers for all members					
Number of providers	1	2	3	4	5
Miles	9.2	11.8	15.9	17.8	19.6

Key geographic areas				
Region	Total number of members	All members		
		Percent w	Percent wo	Average distance to 1 provider
East	26,760	100.0	0.0	7.9
Central	24,422	100.0	0.0	7.7
West	15,954	100.0	0.0	13.7

Provider locations



145 providers at 128 locations

- ▲ Single provider locations
- ▲ Multiple provider locations

□ 90 mile radius

Accessibility summary

Accessibility analysis specifications	
Provider group:	Nephrology - Pediatric 145 providers at 128 locations
Member group:	IA Children Members 70,187 members
Access standard:	1 provider within 60 miles
All members:	70,187 (100.0%) 100.0% with access 0.0% without access

Average distance to a choice of providers for all members					
Number of providers	1	2	3	4	5
Miles	9.4	12.4	16.6	18.5	19.7

Key geographic areas				
Region	Total number of members	All members		
		Percent w	Percent wo	Average distance to 1 provider
East	26,138	100.0	0.0	7.9
Central	25,228	100.0	0.0	7.6
West	18,821	100.0	0.0	14.0

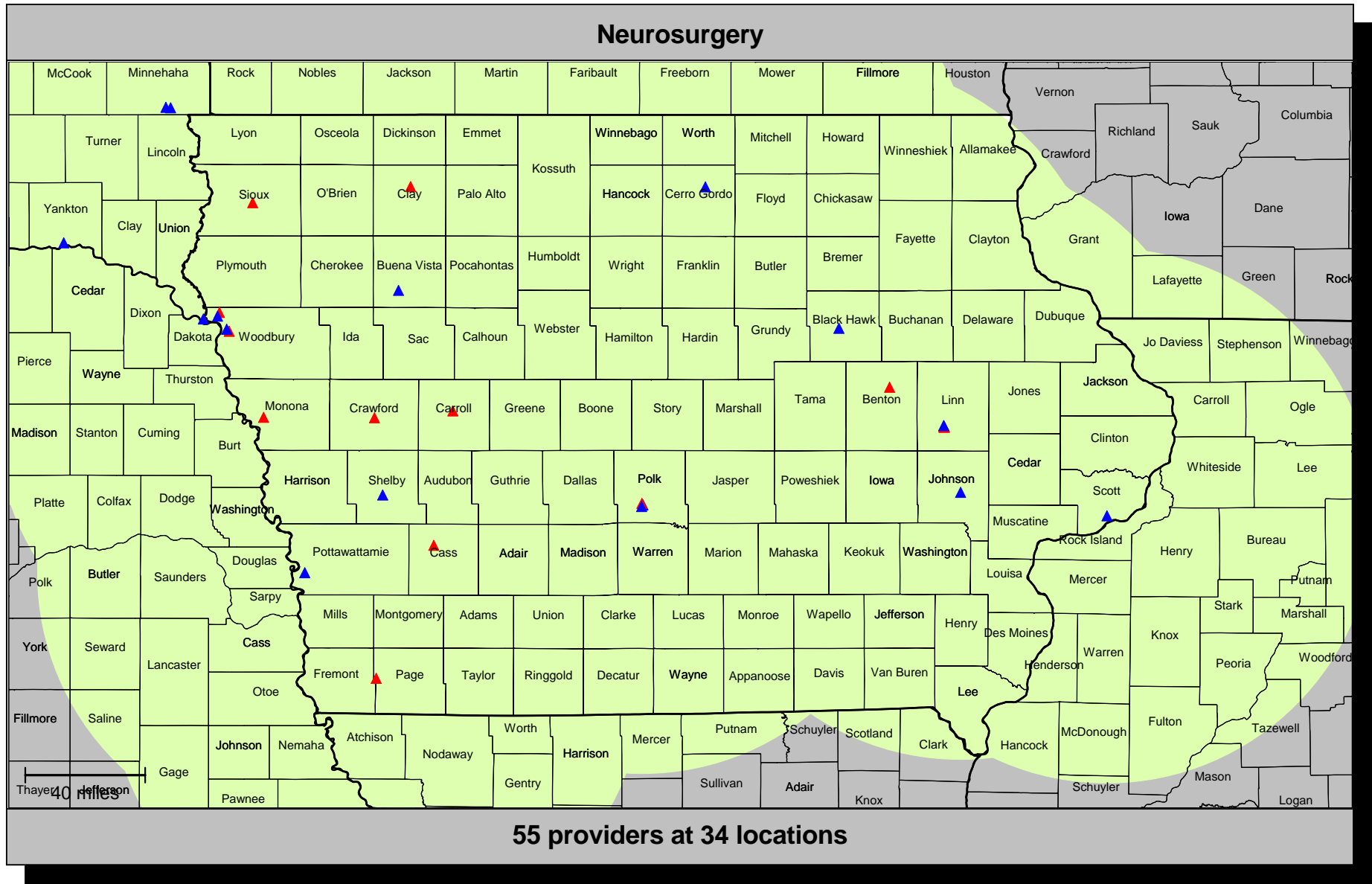
Accessibility summary

Accessibility analysis specifications	
Provider group:	Nephrology - Pediatric 145 providers at 128 locations
Member group:	IA Children Members 70,187 members
Access standard:	1 provider within 90 miles
All members:	70,187 (100.0%) 100.0% with access 0.0% without access

Average distance to a choice of providers for all members					
Number of providers	1	2	3	4	5
Miles	9.4	12.4	16.6	18.5	19.7

Key geographic areas				
Region	Total number of members	All members		
		Percent w	Percent wo	Average distance to 1 provider
East	26,138	100.0	0.0	7.9
Central	25,228	100.0	0.0	7.6
West	18,821	100.0	0.0	14.0

Provider locations



Accessibility summary

Accessibility analysis specifications	
Provider group:	Neurosurgery 55 providers at 34 locations
Member group:	IA Mems 156,470 members
Access standard:	1 provider within 60 miles
All members:	156,470 (100.0%) 89.0% with access 11.0% without access

Average distance to a choice of providers for all members					
Number of providers	1	2	3	4	5
Miles	23.3	25.5	36.3	39.2	41.0

Key geographic areas				
Region	Total number of members	All members		
		Percent w	Percent wo	Average distance to 1 provider
East	60,144	84.0	16.0	24.4
Central	56,448	88.8	11.2	24.4
West	39,878	96.8	3.2	20.2

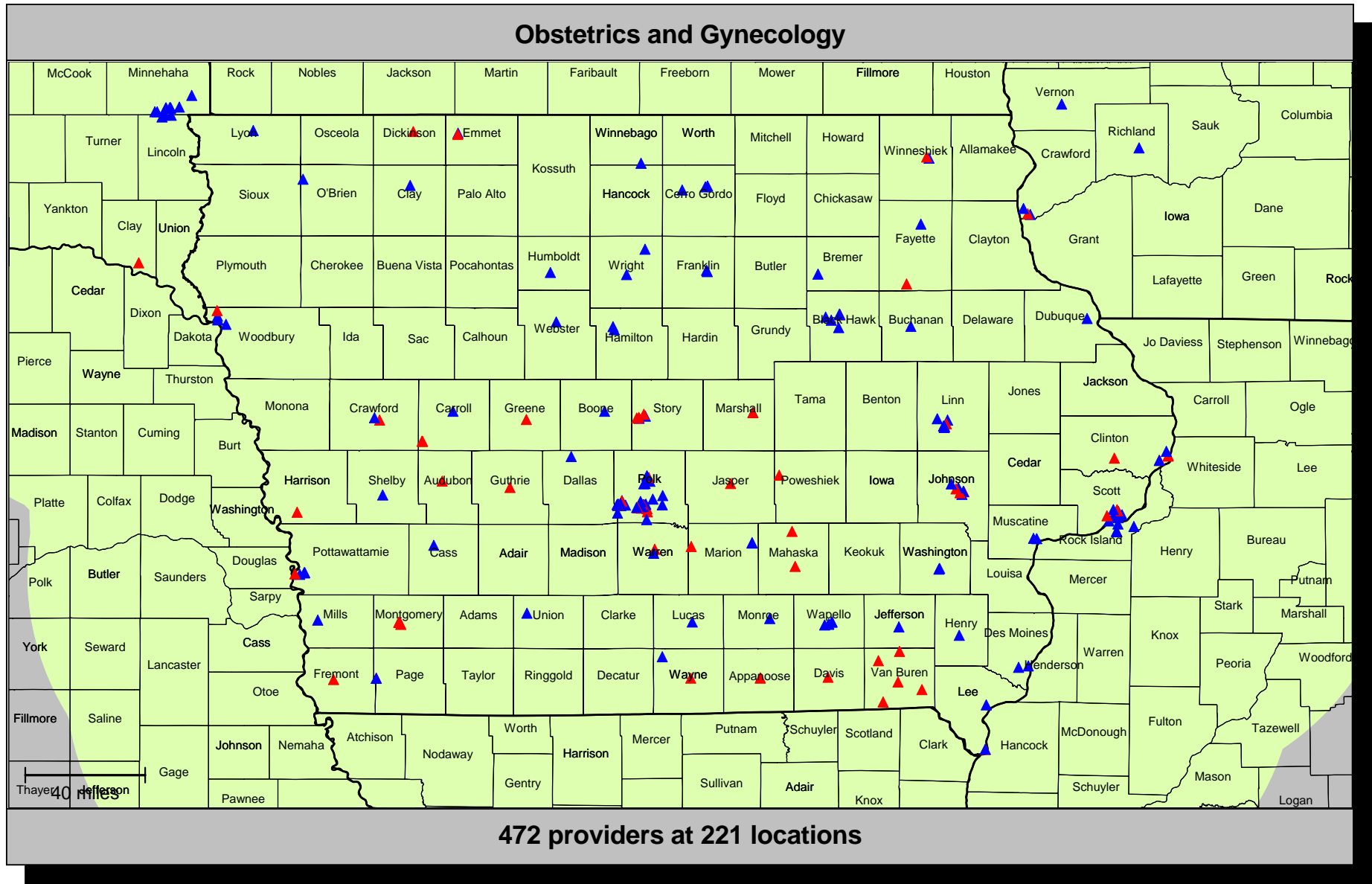
Accessibility summary

Accessibility analysis specifications	
Provider group:	Neurosurgery 55 providers at 34 locations
Member group:	IA Mems 156,470 members
Access standard:	1 provider within 90 miles
All members:	156,470 (100.0%) 99.7% with access 0.3% without access

Average distance to a choice of providers for all members					
Number of providers	1	2	3	4	5
Miles	23.3	25.5	36.3	39.2	41.0

Key geographic areas				
Region	Total number of members	All members		
		Percent w	Percent wo	Average distance to 1 provider
East	60,144	99.5	0.5	24.4
Central	56,448	99.8	0.2	24.4
West	39,878	100.0	0.0	20.2

Provider locations



Accessibility summary

Accessibility analysis specifications	
Provider group:	Obstetrics and Gynecology 472 providers at 221 locations
Member group:	IA Mems 156,470 members
Access standard:	1 provider within 60 miles
All members:	156,470 (100.0%) 100.0% with access 0.0% without access

Average distance to a choice of providers for all members					
Number of providers	1	2	3	4	5
Miles	6.9	7.8	9.1	10.7	11.8

Key geographic areas				
Region	Total number of members	All members		
		Percent w	Percent wo	Average distance to 1 provider
East	60,144	100.0	0.0	5.7
Central	56,448	100.0	0.0	5.5
West	39,878	100.0	0.0	10.6

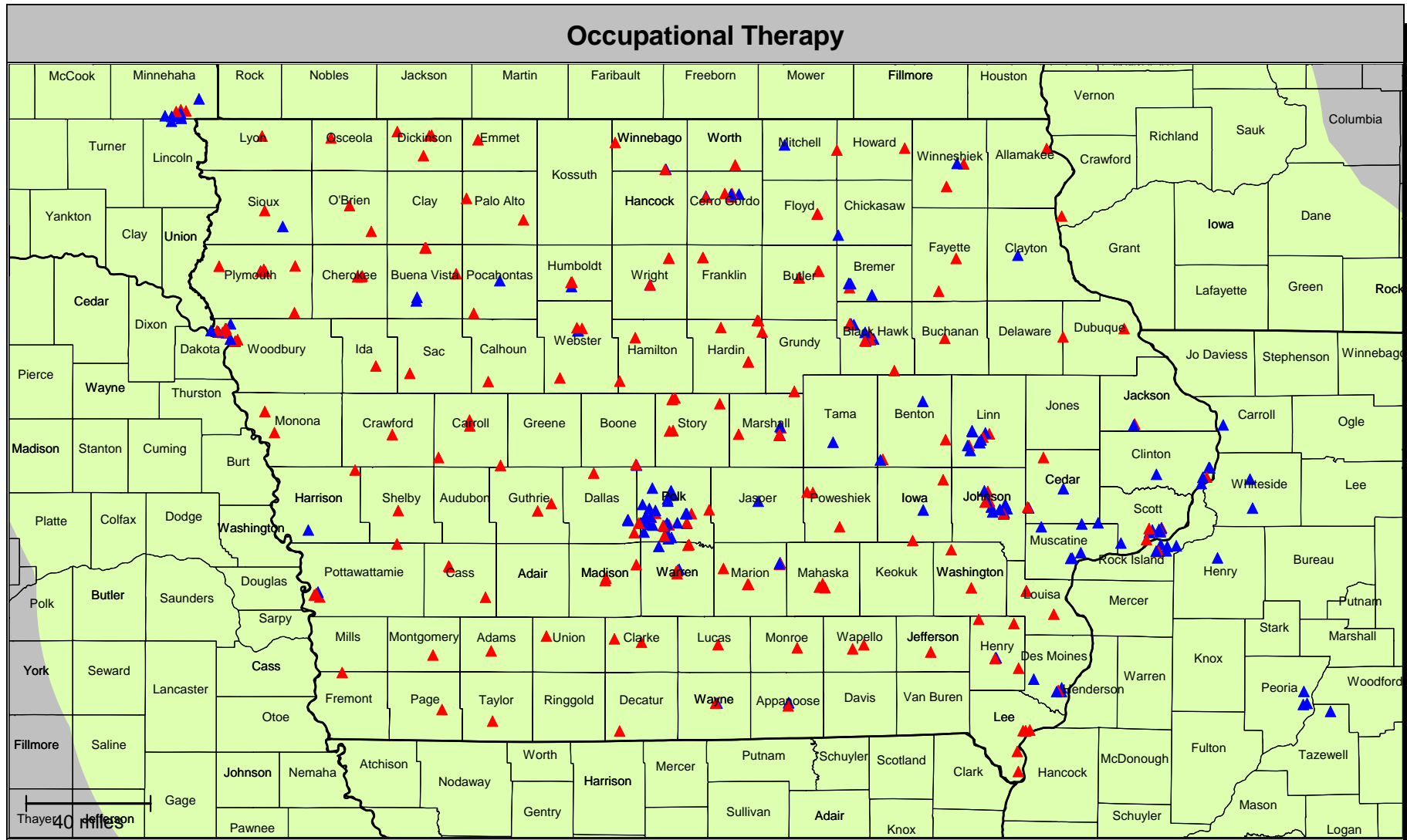
Accessibility summary

Accessibility analysis specifications	
Provider group:	Obstetrics and Gynecology 472 providers at 221 locations
Member group:	IA Mems 156,470 members
Access standard:	1 provider within 90 miles
All members:	156,470 (100.0%) 100.0% with access 0.0% without access

Average distance to a choice of providers for all members					
Number of providers	1	2	3	4	5
Miles	6.9	7.8	9.1	10.7	11.8

Key geographic areas				
Region	Total number of members	All members		
		Percent w	Percent wo	Average distance to 1 provider
East	60,144	100.0	0.0	5.7
Central	56,448	100.0	0.0	5.5
West	39,878	100.0	0.0	10.6

Provider locations



305 providers at 363 locations

- ▲ Single provider locations
- ▲ Multiple provider locations

□ 90 mile radius

Accessibility summary

Accessibility analysis specifications	
Provider group:	Occupational Therapy 305 providers at 363 locations
Member group:	IA Mems 156,470 members
Access standard:	1 provider within 60 miles
All members:	156,470 (100.0%) 100.0% with access 0.0% without access

Average distance to a choice of providers for all members					
Number of providers	1	2	3	4	5
Miles	4.4	7.1	8.9	9.9	10.8

Key geographic areas				
Region	Total number of members	All members		
		Percent w	Percent wo	Average distance to 1 provider
East	60,144	100.0	0.0	3.8
Central	56,448	100.0	0.0	3.7
West	39,878	100.0	0.0	6.1

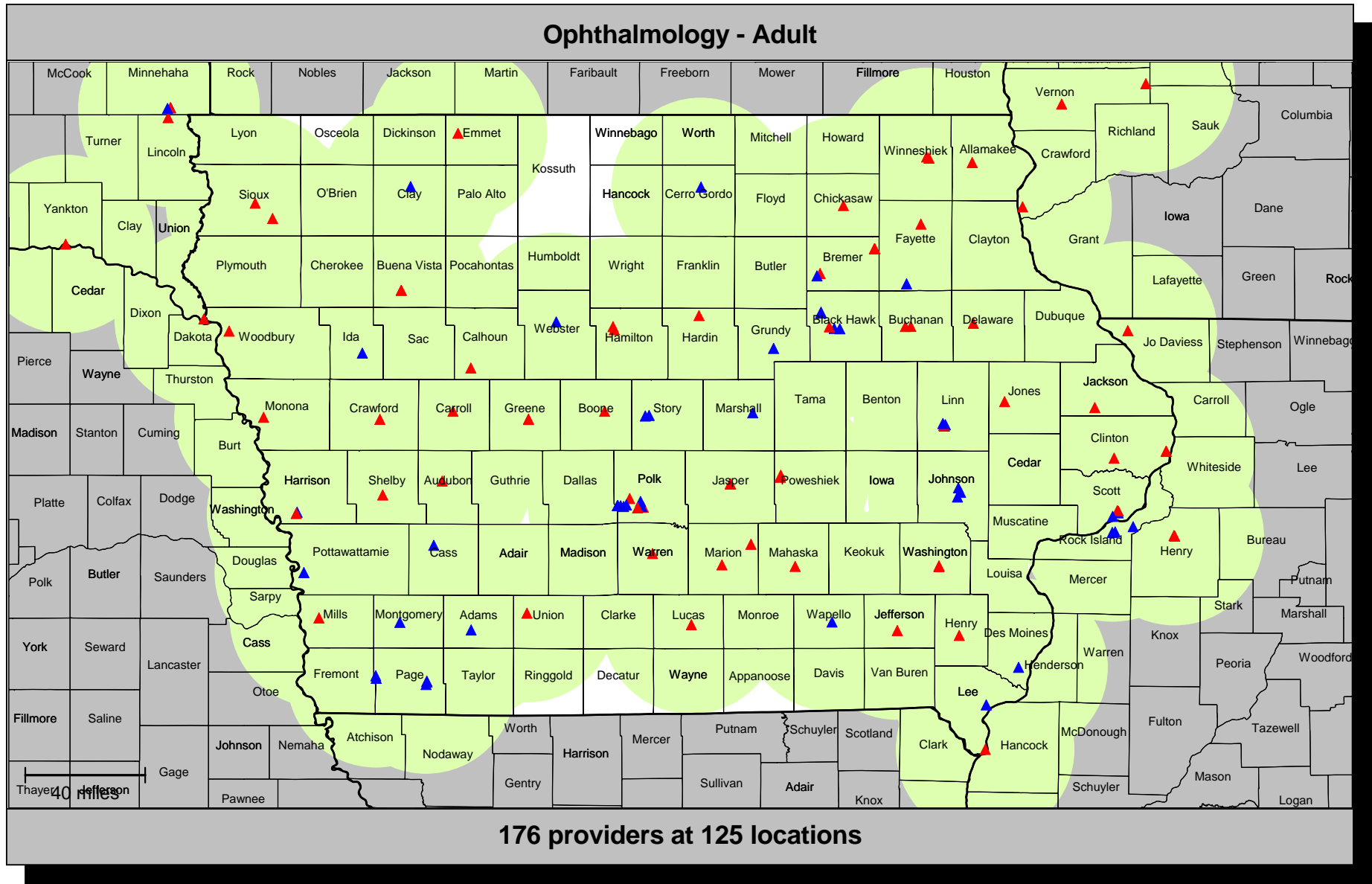
Accessibility summary

Accessibility analysis specifications	
Provider group:	Occupational Therapy 305 providers at 363 locations
Member group:	IA Mems 156,470 members
Access standard:	1 provider within 90 miles
All members:	156,470 (100.0%) 100.0% with access 0.0% without access

Average distance to a choice of providers for all members					
Number of providers	1	2	3	4	5
Miles	4.4	7.1	8.9	9.9	10.8

Key geographic areas				
Region	Total number of members	All members		
		Percent w	Percent wo	Average distance to 1 provider
East	60,144	100.0	0.0	3.8
Central	56,448	100.0	0.0	3.7
West	39,878	100.0	0.0	6.1

Provider locations



Accessibility summary

Accessibility analysis specifications	
Provider group:	Ophthalmology - Adult 176 providers at 125 locations
Member group:	IA Adult Members 67,136 members
Access standard:	1 provider within 60 miles
All members:	67,136 (100.0%) 100.0% with access 0.0% without access

Average distance to a choice of providers for all members					
Number of providers	1	2	3	4	5
Miles	7.8	10.9	14.9	17.0	18.2

Key geographic areas				
Region	Total number of members	All members		
		Percent w	Percent wo	Average distance to 1 provider
East	26,760	100.0	0.0	6.8
Central	24,422	100.0	0.0	7.3
West	15,954	100.0	0.0	10.5

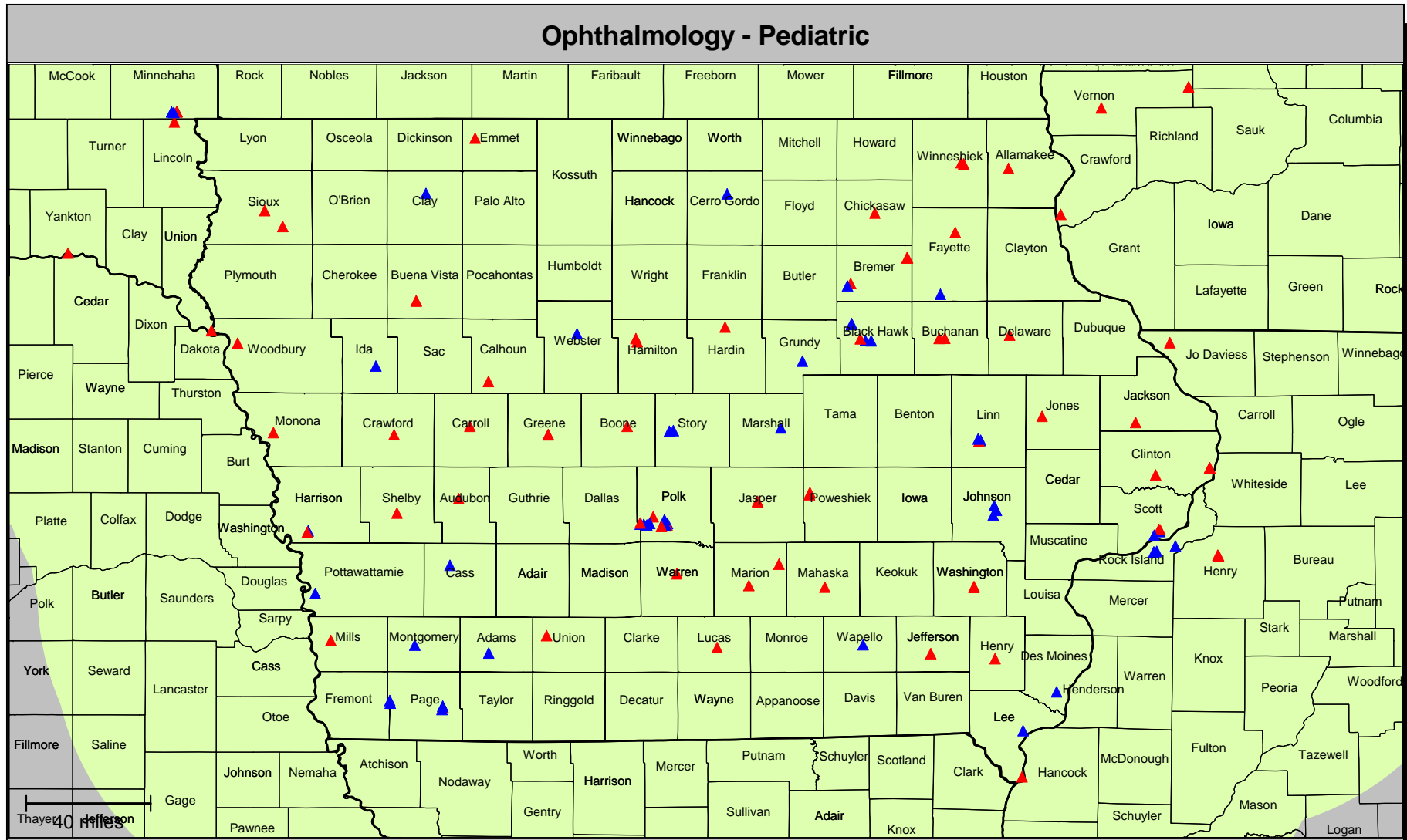
Accessibility summary

Accessibility analysis specifications	
Provider group:	Ophthalmology - Adult 176 providers at 125 locations
Member group:	IA Adult Members 67,136 members
Access standard:	1 provider within 90 miles
All members:	67,136 (100.0%) 100.0% with access 0.0% without access

Average distance to a choice of providers for all members					
Number of providers	1	2	3	4	5
Miles	7.8	10.9	14.9	17.0	18.2

Key geographic areas				
Region	Total number of members	All members		
		Percent w	Percent wo	Average distance to 1 provider
East	26,760	100.0	0.0	6.8
Central	24,422	100.0	0.0	7.3
West	15,954	100.0	0.0	10.5

Provider locations



196 providers at 133 locations

- ▲ Single provider locations
- ▲ Multiple provider locations

■ 90 mile radius

Accessibility summary

Accessibility analysis specifications	
Provider group:	Ophthalmology - Pediatric 196 providers at 133 locations
Member group:	IA Children Members 70,187 members
Access standard:	1 provider within 60 miles
All members:	70,187 (100.0%) 100.0% with access 0.0% without access

Average distance to a choice of providers for all members					
Number of providers	1	2	3	4	5
Miles	8.2	11.3	15.7	17.7	18.8

Key geographic areas				
Region	Total number of members	All members		
		Percent w	Percent wo	Average distance to 1 provider
East	26,138	100.0	0.0	7.2
Central	25,228	100.0	0.0	7.5
West	18,821	100.0	0.0	10.6

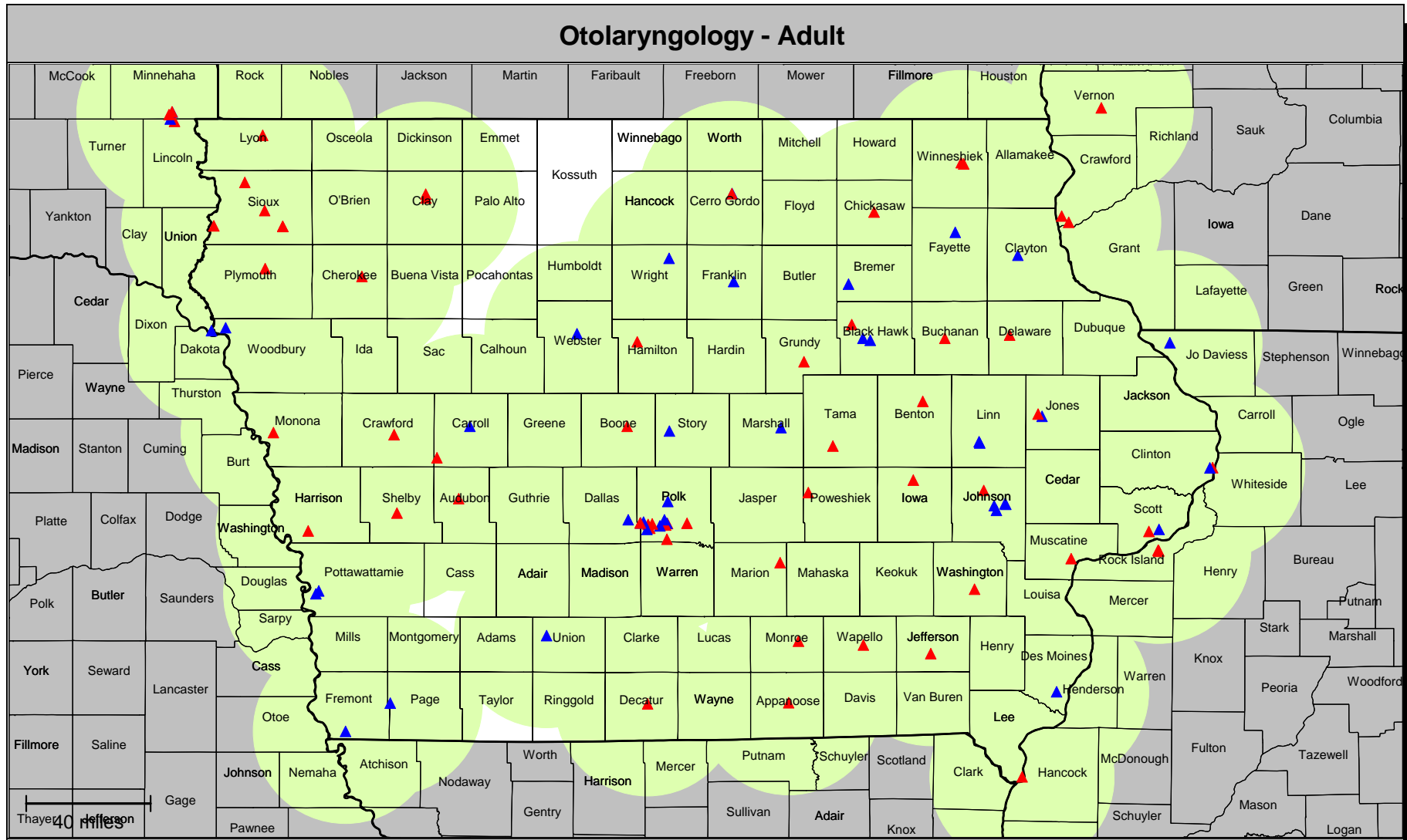
Accessibility summary

Accessibility analysis specifications	
Provider group:	Ophthalmology - Pediatric 196 providers at 133 locations
Member group:	IA Children Members 70,187 members
Access standard:	1 provider within 90 miles
All members:	70,187 (100.0%) 100.0% with access 0.0% without access

Average distance to a choice of providers for all members					
Number of providers	1	2	3	4	5
Miles	8.2	11.3	15.7	17.7	18.8

Key geographic areas				
Region	Total number of members	All members		
		Percent w	Percent wo	Average distance to 1 provider
East	26,138	100.0	0.0	7.2
Central	25,228	100.0	0.0	7.5
West	18,821	100.0	0.0	10.6

Provider locations



- ▲ Single provider locations
- ▲ Multiple provider locations

□ 30 mile radius

Accessibility summary

Accessibility analysis specifications	
Provider group:	Otolaryngology - Adult 137 providers at 113 locations
Member group:	IA Adult Members 67,136 members
Access standard:	1 provider within 60 miles
All members:	67,136 (100.0%) 100.0% with access 0.0% without access

Average distance to a choice of providers for all members					
Number of providers	1	2	3	4	5
Miles	8.2	12.0	16.5	19.5	22.4

Key geographic areas				
Region	Total number of members	All members		
		Percent w	Percent wo	Average distance to 1 provider
East	26,760	100.0	0.0	7.1
Central	24,422	100.0	0.0	7.0
West	15,954	100.0	0.0	11.8

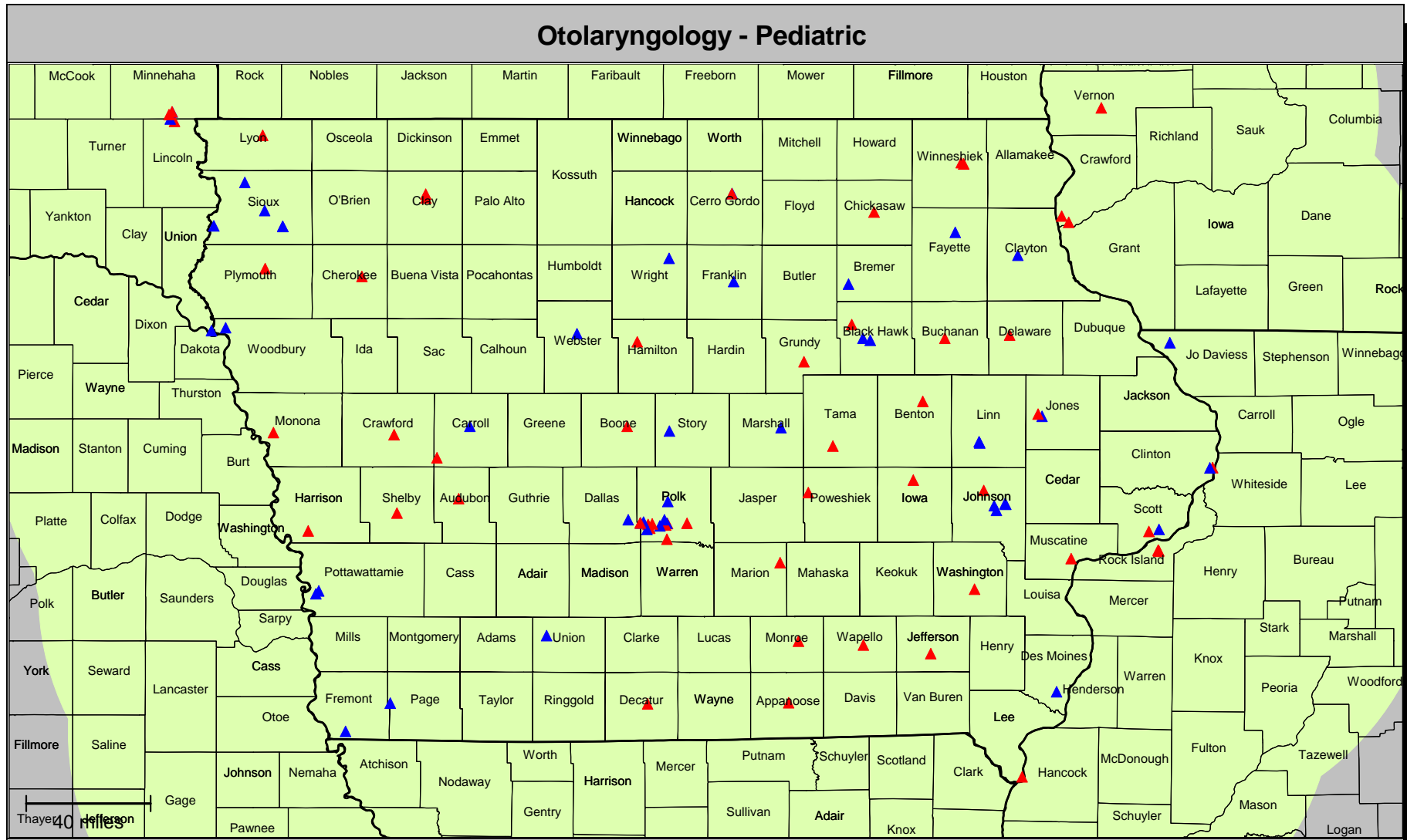
Accessibility summary

Accessibility analysis specifications	
Provider group:	Otolaryngology - Adult 137 providers at 113 locations
Member group:	IA Adult Members 67,136 members
Access standard:	1 provider within 90 miles
All members:	67,136 (100.0%) 100.0% with access 0.0% without access

Average distance to a choice of providers for all members					
Number of providers	1	2	3	4	5
Miles	8.2	12.0	16.5	19.5	22.4

Key geographic areas				
Region	Total number of members	All members		
		Percent w	Percent wo	Average distance to 1 provider
East	26,760	100.0	0.0	7.1
Central	24,422	100.0	0.0	7.0
West	15,954	100.0	0.0	11.8

Provider locations



137 providers at 113 locations

- ▲ Single provider locations
- ▲ Multiple provider locations

□ 90 mile radius

Accessibility summary

Accessibility analysis specifications	
Provider group:	Otolaryngology - Pediatric 137 providers at 113 locations
Member group:	IA Children Members 70,187 members
Access standard:	1 provider within 60 miles
All members:	70,187 (100.0%) 100.0% with access 0.0% without access

Average distance to a choice of providers for all members					
Number of providers	1	2	3	4	5
Miles	8.5	12.2	16.8	19.6	22.2

Key geographic areas				
Region	Total number of members	All members		
		Percent w	Percent wo	Average distance to 1 provider
East	26,138	100.0	0.0	7.5
Central	25,228	100.0	0.0	7.1
West	18,821	100.0	0.0	11.9

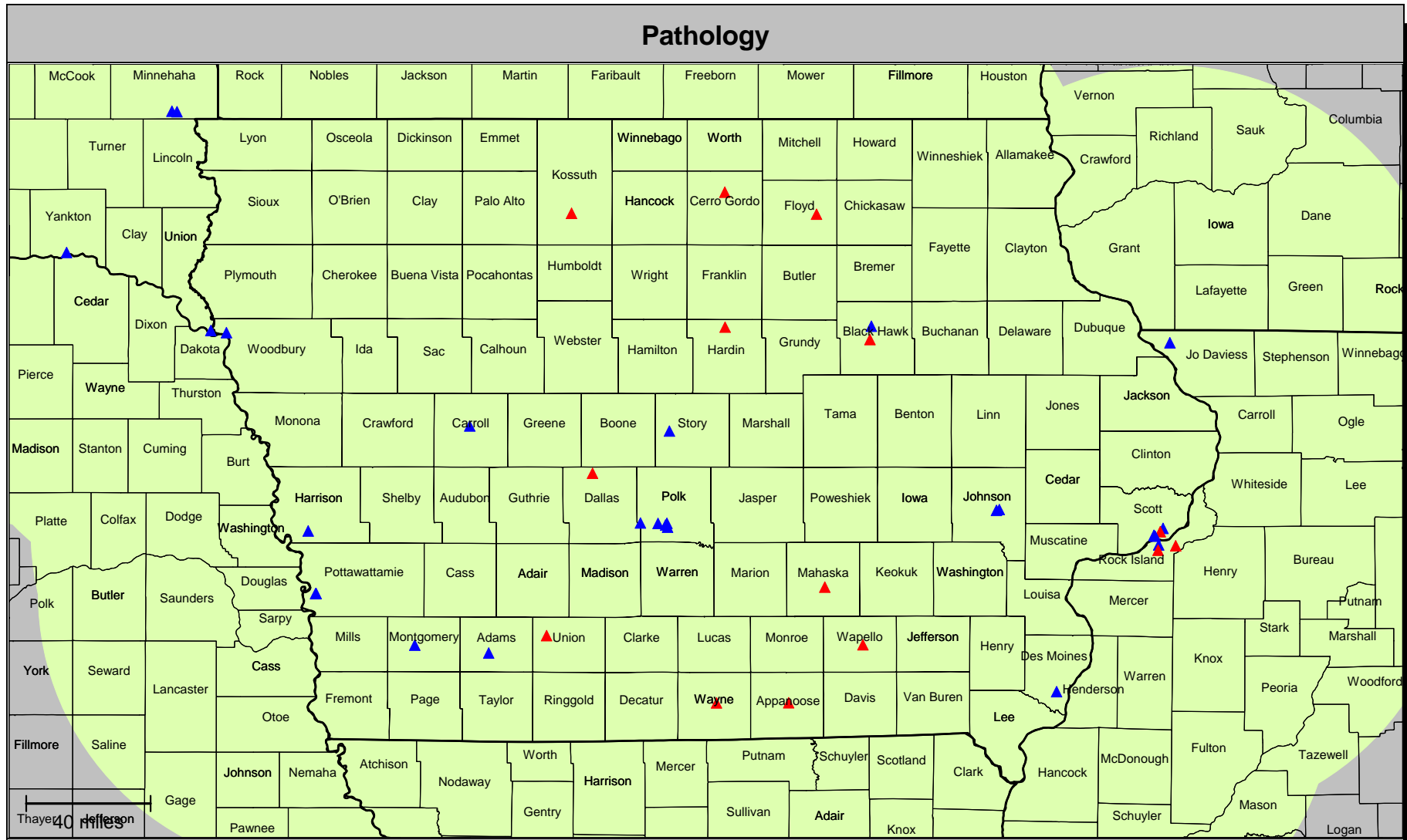
Accessibility summary

Accessibility analysis specifications	
Provider group:	Otolaryngology - Pediatric 137 providers at 113 locations
Member group:	IA Children Members 70,187 members
Access standard:	1 provider within 90 miles
All members:	70,187 (100.0%) 100.0% with access 0.0% without access

Average distance to a choice of providers for all members					
Number of providers	1	2	3	4	5
Miles	8.5	12.2	16.8	19.6	22.2

Key geographic areas				
Region	Total number of members	All members		
		Percent w	Percent wo	Average distance to 1 provider
East	26,138	100.0	0.0	7.5
Central	25,228	100.0	0.0	7.1
West	18,821	100.0	0.0	11.9

Provider locations



- ▲ Single provider locations
- ▲ Multiple provider locations

□ 90 mile radius

Accessibility summary

Accessibility analysis specifications	
Provider group:	Pathology 104 providers at 43 locations
Member group:	IA Mems 156,470 members
Access standard:	1 provider within 60 miles
All members:	156,470 (100.0%) 99.5% with access 0.5% without access

Average distance to a choice of providers for all members					
Number of providers	1	2	3	4	5
Miles	16.9	20.7	23.2	24.7	29.9

Key geographic areas				
Region	Total number of members	All members		
		Percent w	Percent wo	Average distance to 1 provider
East	60,144	99.8	0.2	18.2
Central	56,448	100.0	0.0	11.4
West	39,878	98.5	1.5	22.7

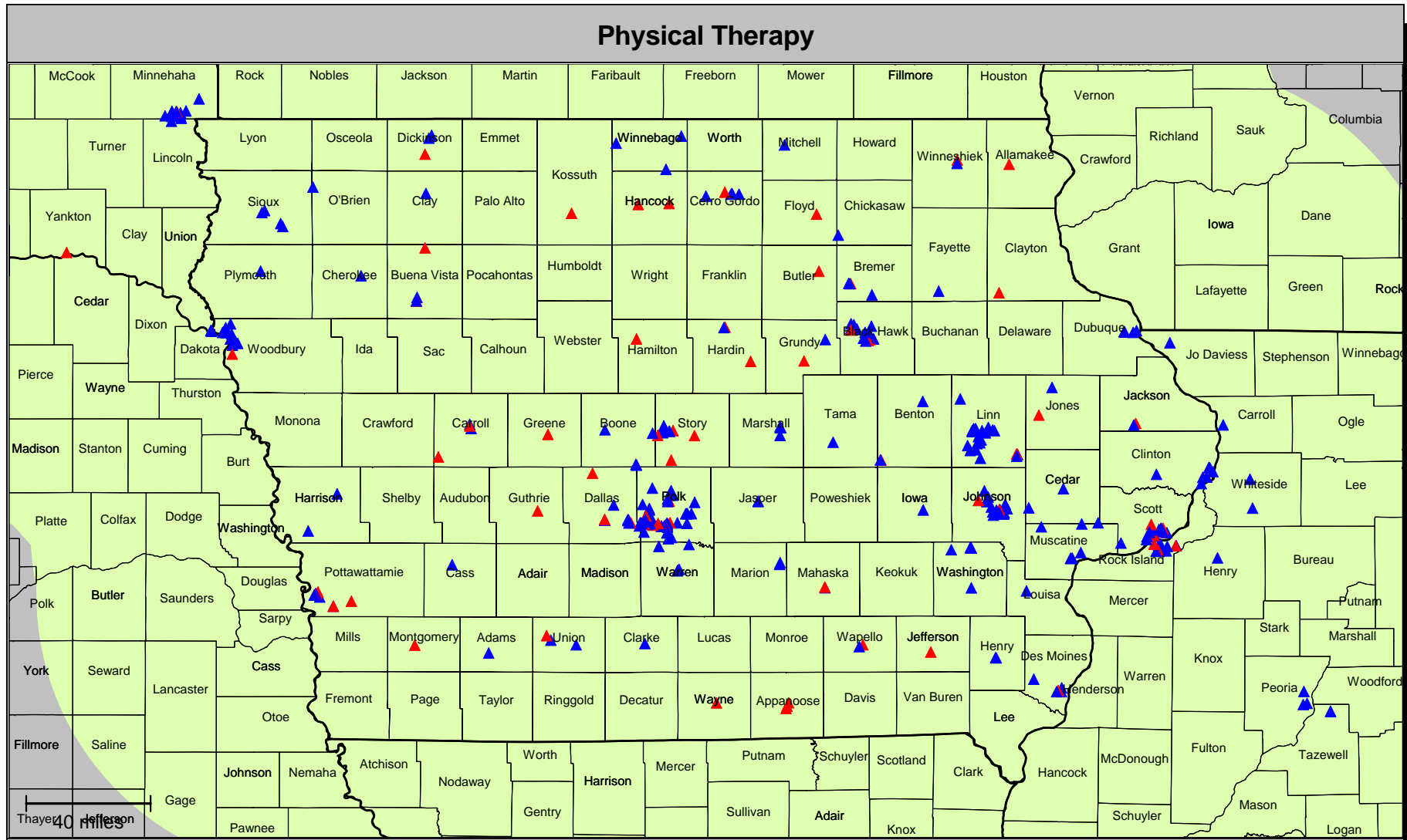
Accessibility summary

Accessibility analysis specifications	
Provider group:	Pathology 104 providers at 43 locations
Member group:	IA Mems 156,470 members
Access standard:	1 provider within 90 miles
All members:	156,470 (100.0%) 100.0% with access 0.0% without access

Average distance to a choice of providers for all members					
Number of providers	1	2	3	4	5
Miles	16.9	20.7	23.2	24.7	29.9

Key geographic areas				
Region	Total number of members	All members		
		Percent w	Percent wo	Average distance to 1 provider
East	60,144	100.0	0.0	18.2
Central	56,448	100.0	0.0	11.4
West	39,878	100.0	0.0	22.7

Provider locations



956 providers at 343 locations

- ▲ Single provider locations
- ▲ Multiple provider locations

■ 90 mile radius

Accessibility summary

Accessibility analysis specifications	
Provider group:	Physical Therapy 956 providers at 343 locations
Member group:	IA Mems 156,470 members
Access standard:	1 provider within 60 miles
All members:	156,470 (100.0%) 100.0% with access 0.0% without access

Average distance to a choice of providers for all members					
Number of providers	1	2	3	4	5
Miles	6.0	7.4	8.0	8.5	9.2

Key geographic areas				
Region	Total number of members	All members		
		Percent w	Percent wo	Average distance to 1 provider
East	60,144	99.9	0.1	4.6
Central	56,448	100.0	0.0	4.4
West	39,878	100.0	0.0	10.3

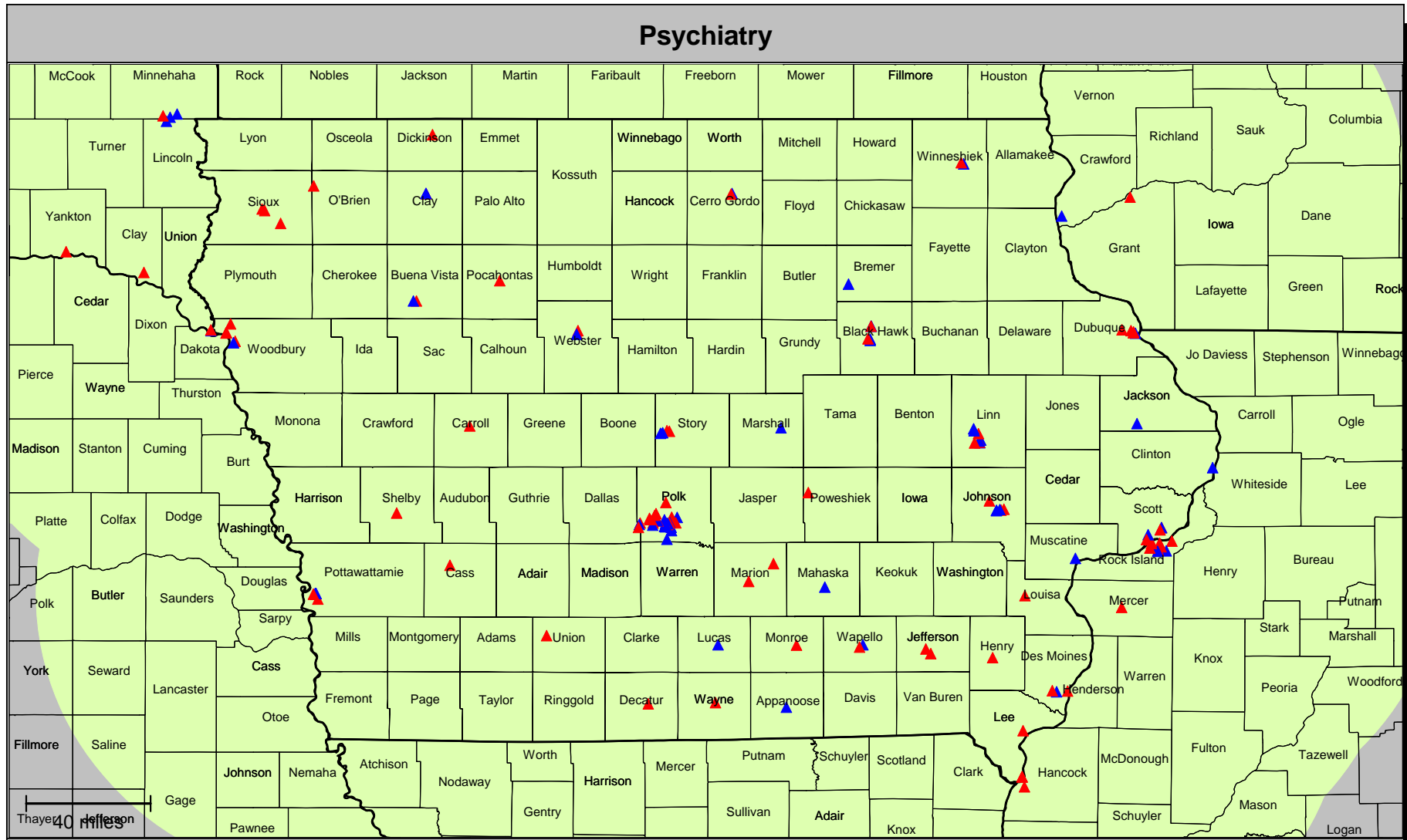
Accessibility summary

Accessibility analysis specifications	
Provider group:	Physical Therapy 956 providers at 343 locations
Member group:	IA Mems 156,470 members
Access standard:	1 provider within 90 miles
All members:	156,470 (100.0%) 100.0% with access 0.0% without access

Average distance to a choice of providers for all members					
Number of providers	1	2	3	4	5
Miles	6.0	7.4	8.0	8.5	9.2

Key geographic areas				
Region	Total number of members	All members		
		Percent w	Percent wo	Average distance to 1 provider
East	60,144	100.0	0.0	4.6
Central	56,448	100.0	0.0	4.4
West	39,878	100.0	0.0	10.3

Provider locations



- ▲ Single provider locations
- ▲ Multiple provider locations

90 mile radius

Accessibility summary

Accessibility analysis specifications	
Provider group:	Psychiatry 306 providers at 158 locations
Member group:	IA Mems 156,470 members
Access standard:	1 provider within 60 miles
All members:	156,470 (100.0%) 99.9% with access 0.1% without access

Average distance to a choice of providers for all members					
Number of providers	1	2	3	4	5
Miles	8.8	11.0	13.3	15.9	17.8

Key geographic areas				
Region	Total number of members	All members		
		Percent w	Percent wo	Average distance to 1 provider
East	60,144	99.9	0.1	6.6
Central	56,448	100.0	0.0	7.5
West	39,878	99.9	0.1	13.9

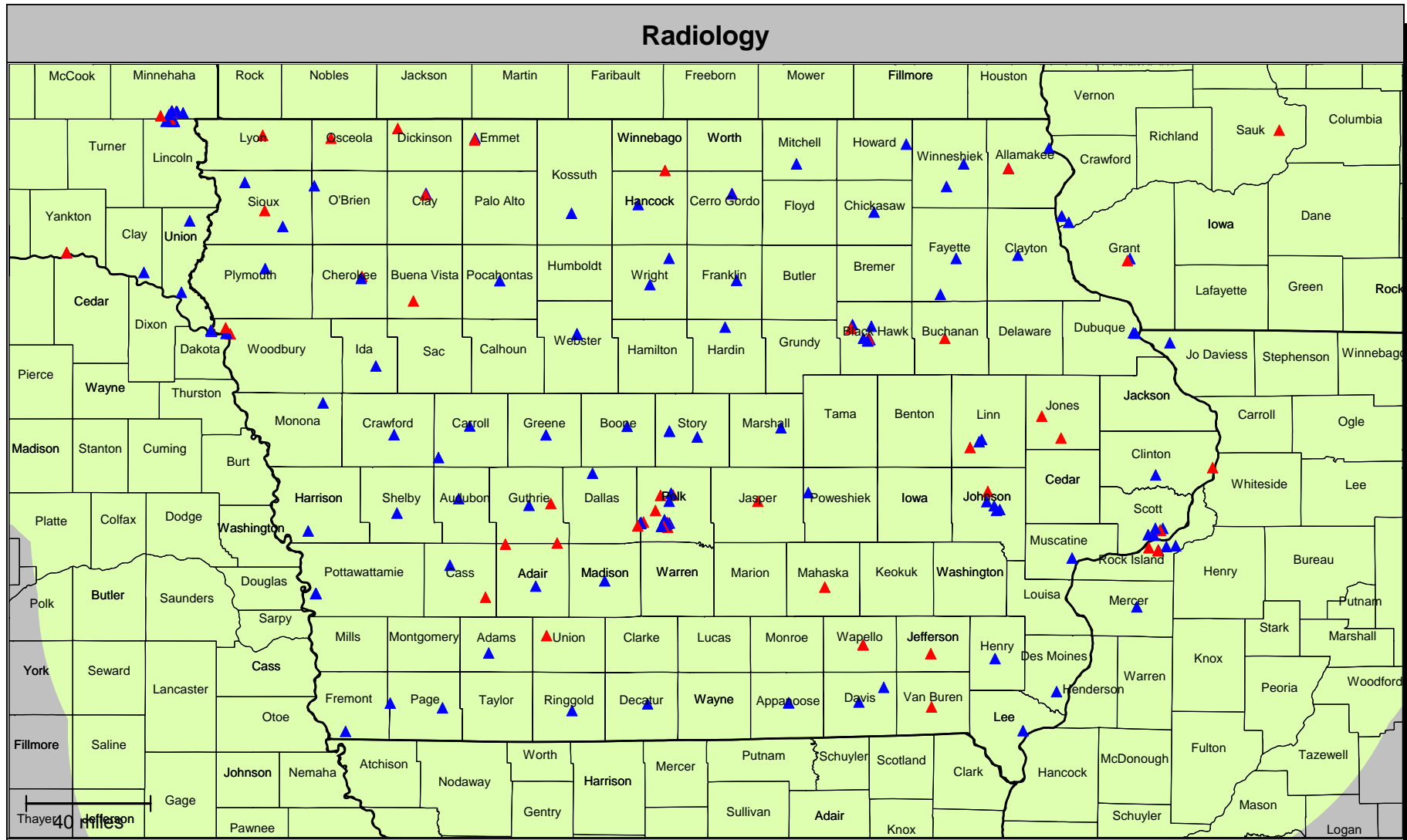
Accessibility summary

Accessibility analysis specifications	
Provider group:	Psychiatry 306 providers at 158 locations
Member group:	IA Mems 156,470 members
Access standard:	1 provider within 90 miles
All members:	156,470 (100.0%) 100.0% with access 0.0% without access

Average distance to a choice of providers for all members					
Number of providers	1	2	3	4	5
Miles	8.8	11.0	13.3	15.9	17.8

Key geographic areas				
Region	Total number of members	All members		
		Percent w	Percent wo	Average distance to 1 provider
East	60,144	100.0	0.0	6.6
Central	56,448	100.0	0.0	7.5
West	39,878	100.0	0.0	13.9

Provider locations



535 providers at 231 locations

- ▲ Single provider locations
- ▲ Multiple provider locations

□ 90 mile radius

Accessibility summary

Accessibility analysis specifications	
Provider group:	Radiology 535 providers at 231 locations
Member group:	IA Mems 156,470 members
Access standard:	1 provider within 60 miles
All members:	156,470 (100.0%) 100.0% with access 0.0% without access

Average distance to a choice of providers for all members					
Number of providers	1	2	3	4	5
Miles	6.5	8.0	8.8	9.3	10.0

Key geographic areas				
Region	Total number of members	All members		
		Percent w	Percent wo	Average distance to 1 provider
East	60,144	99.9	0.1	5.7
Central	56,448	100.0	0.0	6.9
West	39,878	100.0	0.0	7.3

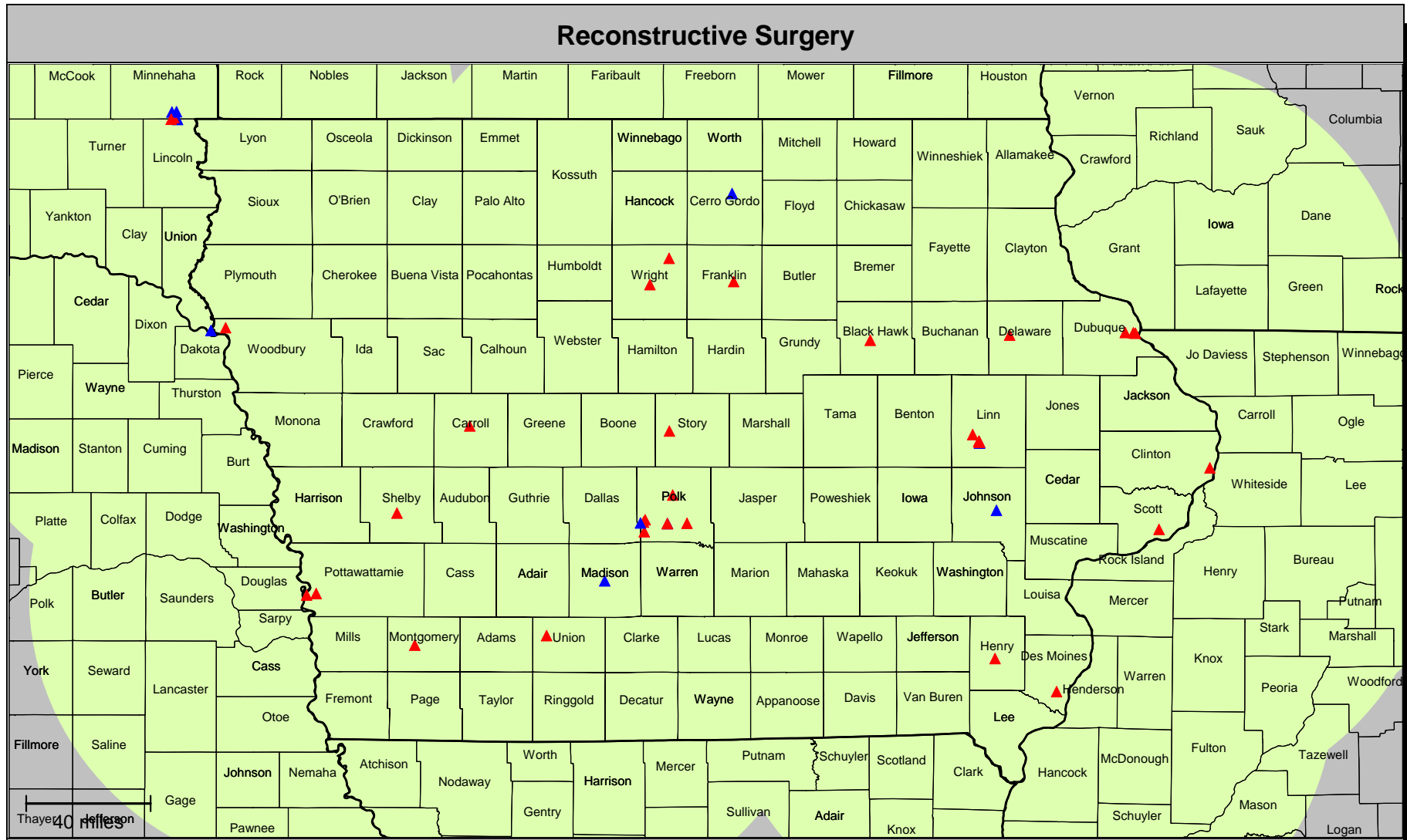
Accessibility summary

Accessibility analysis specifications	
Provider group:	Radiology 535 providers at 231 locations
Member group:	IA Mems 156,470 members
Access standard:	1 provider within 90 miles
All members:	156,470 (100.0%) 100.0% with access 0.0% without access

Average distance to a choice of providers for all members					
Number of providers	1	2	3	4	5
Miles	6.5	8.0	8.8	9.3	10.0

Key geographic areas				
Region	Total number of members	All members		
		Percent w	Percent wo	Average distance to 1 provider
East	60,144	100.0	0.0	5.7
Central	56,448	100.0	0.0	6.9
West	39,878	100.0	0.0	7.3

Provider locations



- ▲ Single provider locations
- ▲ Multiple provider locations

■ 90 mile radius

Accessibility summary

Accessibility analysis specifications	
Provider group:	Reconstructive Surgery 42 providers at 49 locations
Member group:	IA Mems 156,470 members
Access standard:	1 provider within 60 miles
All members:	156,470 (100.0%) 97.0% with access 3.0% without access

Average distance to a choice of providers for all members					
Number of providers	1	2	3	4	5
Miles	17.0	26.5	33.2	39.0	44.2

Key geographic areas				
Region	Total number of members	All members		
		Percent w	Percent wo	Average distance to 1 provider
East	60,144	99.5	0.5	11.7
Central	56,448	97.1	2.9	17.7
West	39,878	92.9	7.1	24.2

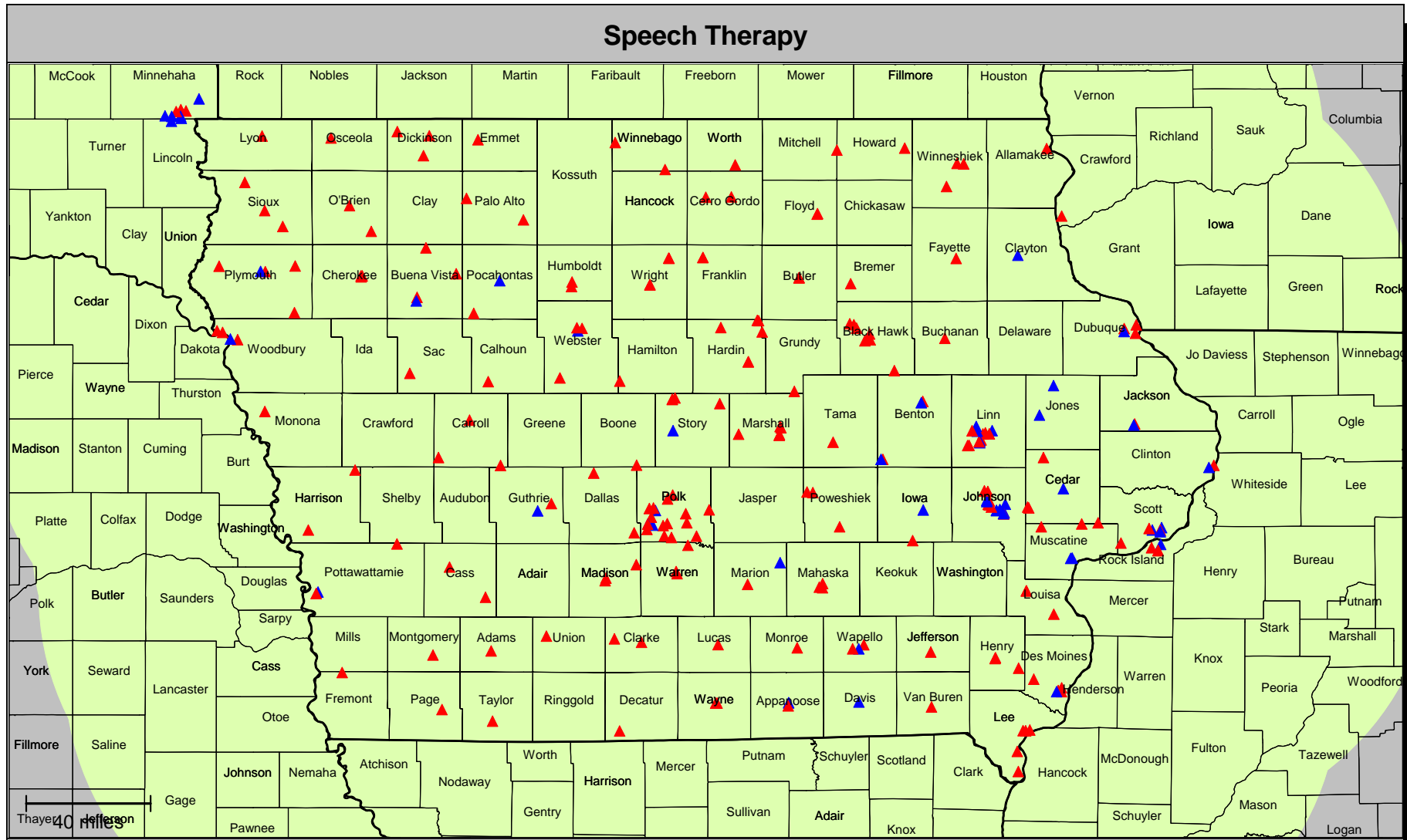
Accessibility summary

Accessibility analysis specifications	
Provider group:	Reconstructive Surgery 42 providers at 49 locations
Member group:	IA Mems 156,470 members
Access standard:	1 provider within 90 miles
All members:	156,470 (100.0%) 100.0% with access 0.0% without access

Average distance to a choice of providers for all members					
Number of providers	1	2	3	4	5
Miles	17.0	26.5	33.2	39.0	44.2

Key geographic areas				
Region	Total number of members	All members		
		Percent w	Percent wo	Average distance to 1 provider
East	60,144	100.0	0.0	11.7
Central	56,448	100.0	0.0	17.7
West	39,878	100.0	0.0	24.2

Provider locations



Accessibility summary

Accessibility analysis specifications	
Provider group:	Speech Therapy 261 providers at 257 locations
Member group:	IA Mems 156,470 members
Access standard:	1 provider within 60 miles
All members:	156,470 (100.0%) 100.0% with access 0.0% without access

Average distance to a choice of providers for all members					
Number of providers	1	2	3	4	5
Miles	5.1	7.9	10.0	11.8	14.2

Key geographic areas				
Region	Total number of members	All members		
		Percent w	Percent wo	Average distance to 1 provider
East	60,144	100.0	0.0	4.4
Central	56,448	100.0	0.0	4.4
West	39,878	100.0	0.0	7.1

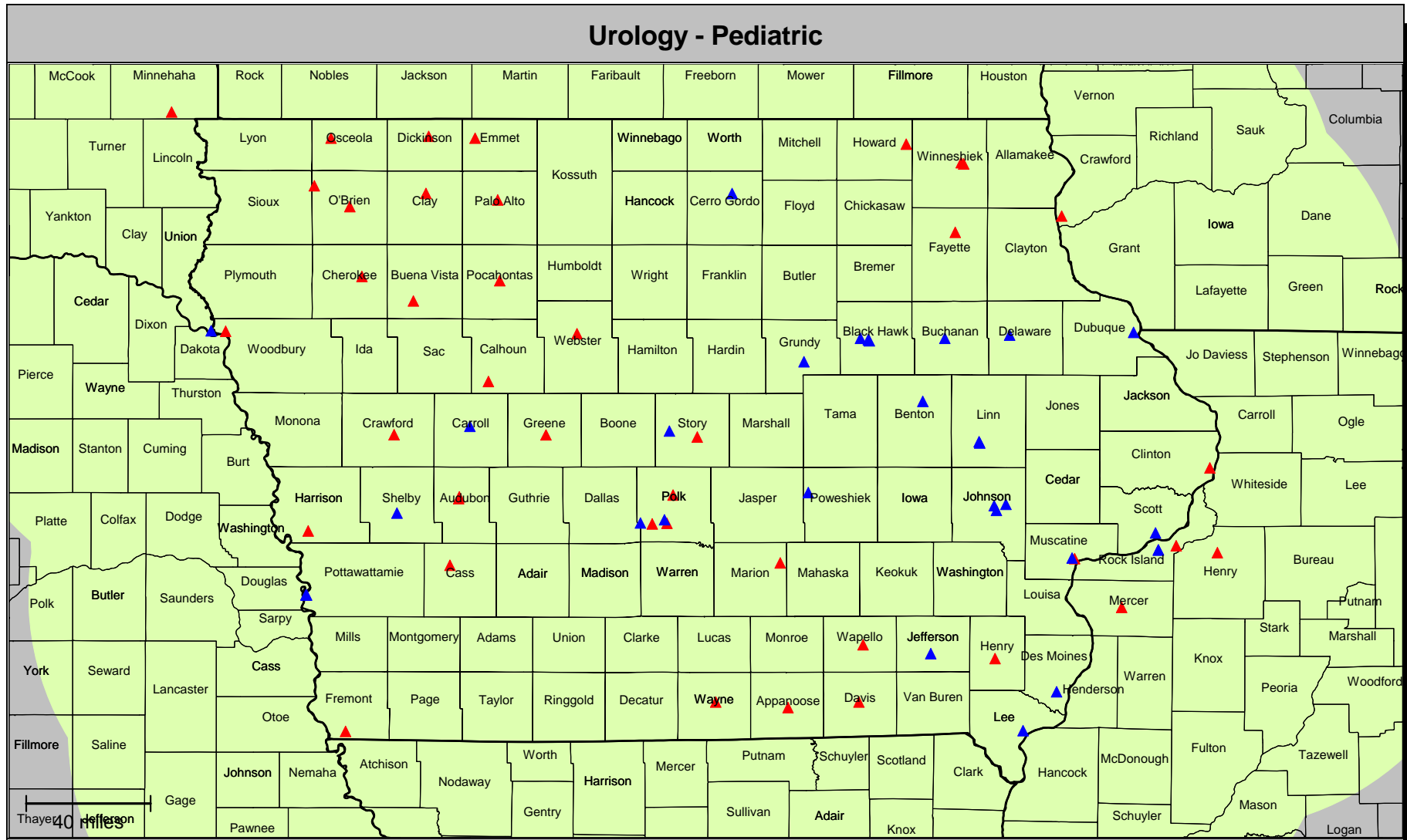
Accessibility summary

Accessibility analysis specifications	
Provider group:	Speech Therapy 261 providers at 257 locations
Member group:	IA Mems 156,470 members
Access standard:	1 provider within 90 miles
All members:	156,470 (100.0%) 100.0% with access 0.0% without access

Average distance to a choice of providers for all members					
Number of providers	1	2	3	4	5
Miles	5.1	7.9	10.0	11.8	14.2

Key geographic areas				
Region	Total number of members	All members		
		Percent w	Percent wo	Average distance to 1 provider
East	60,144	100.0	0.0	4.4
Central	56,448	100.0	0.0	4.4
West	39,878	100.0	0.0	7.1

Provider locations



- ▲ Single provider locations
- ▲ Multiple provider locations

□ 90 mile radius

Accessibility summary

Accessibility analysis specifications	
Provider group:	Urology - Pediatric 102 providers at 78 locations
Member group:	IA Children Members 70,187 members
Access standard:	1 provider within 60 miles
All members:	70,187 (100.0%) 99.9% with access 0.1% without access

Average distance to a choice of providers for all members					
Number of providers	1	2	3	4	5
Miles	10.0	14.2	17.3	20.7	22.9

Key geographic areas				
Region	Total number of members	All members		
		Percent w	Percent wo	Average distance to 1 provider
East	26,138	100.0	0.0	7.6
Central	25,228	100.0	0.0	10.0
West	18,821	99.9	0.1	13.4

Accessibility summary

Accessibility analysis specifications	
Provider group:	Urology - Pediatric 102 providers at 78 locations
Member group:	IA Children Members 70,187 members
Access standard:	1 provider within 90 miles
All members:	70,187 (100.0%) 100.0% with access 0.0% without access

Average distance to a choice of providers for all members					
Number of providers	1	2	3	4	5
Miles	10.0	14.2	17.3	20.7	22.9

Key geographic areas				
Region	Total number of members	All members		
		Percent w	Percent wo	Average distance to 1 provider
East	26,138	100.0	0.0	7.6
Central	25,228	100.0	0.0	10.0
West	18,821	100.0	0.0	13.4