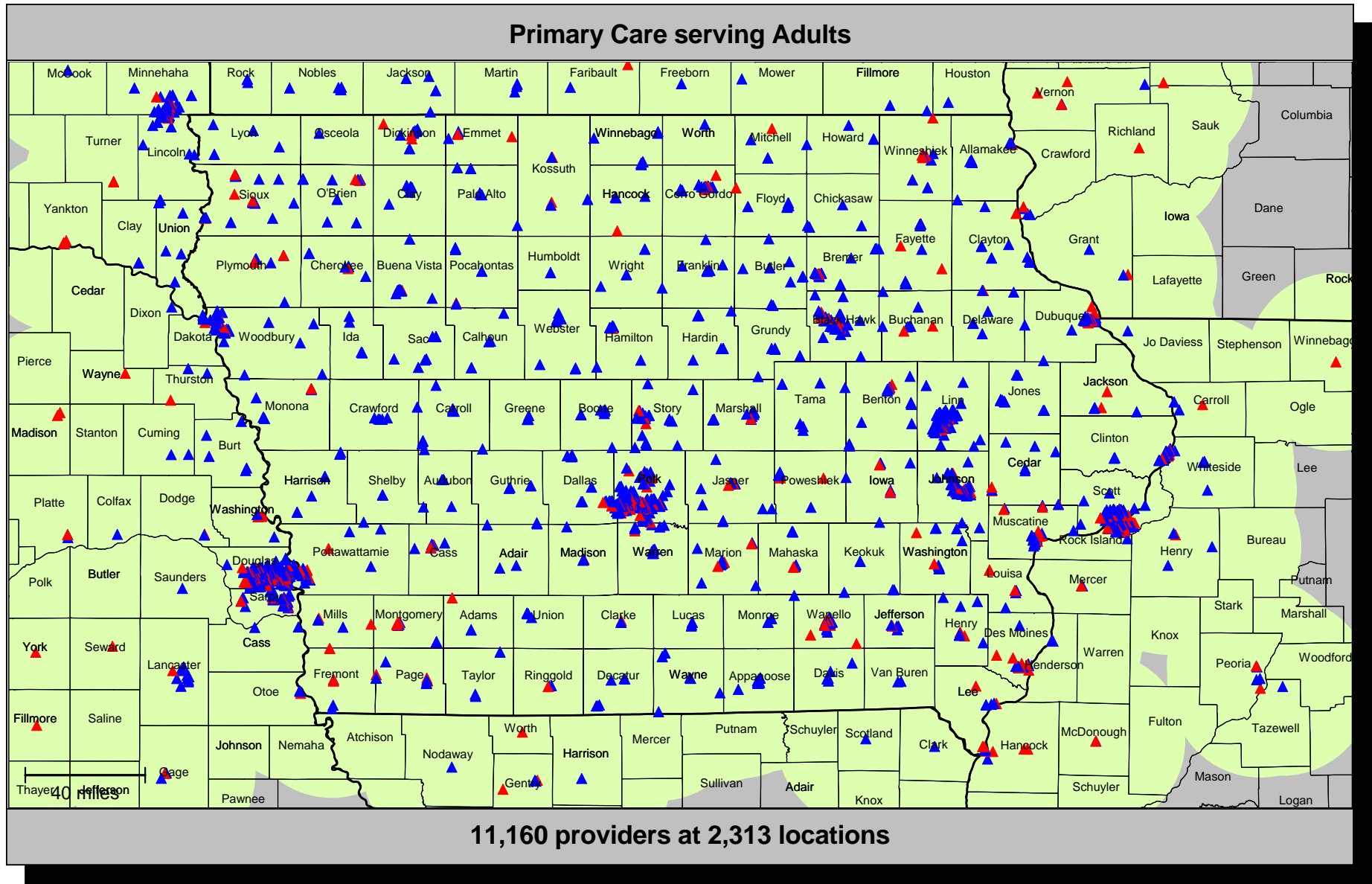


Provider locations



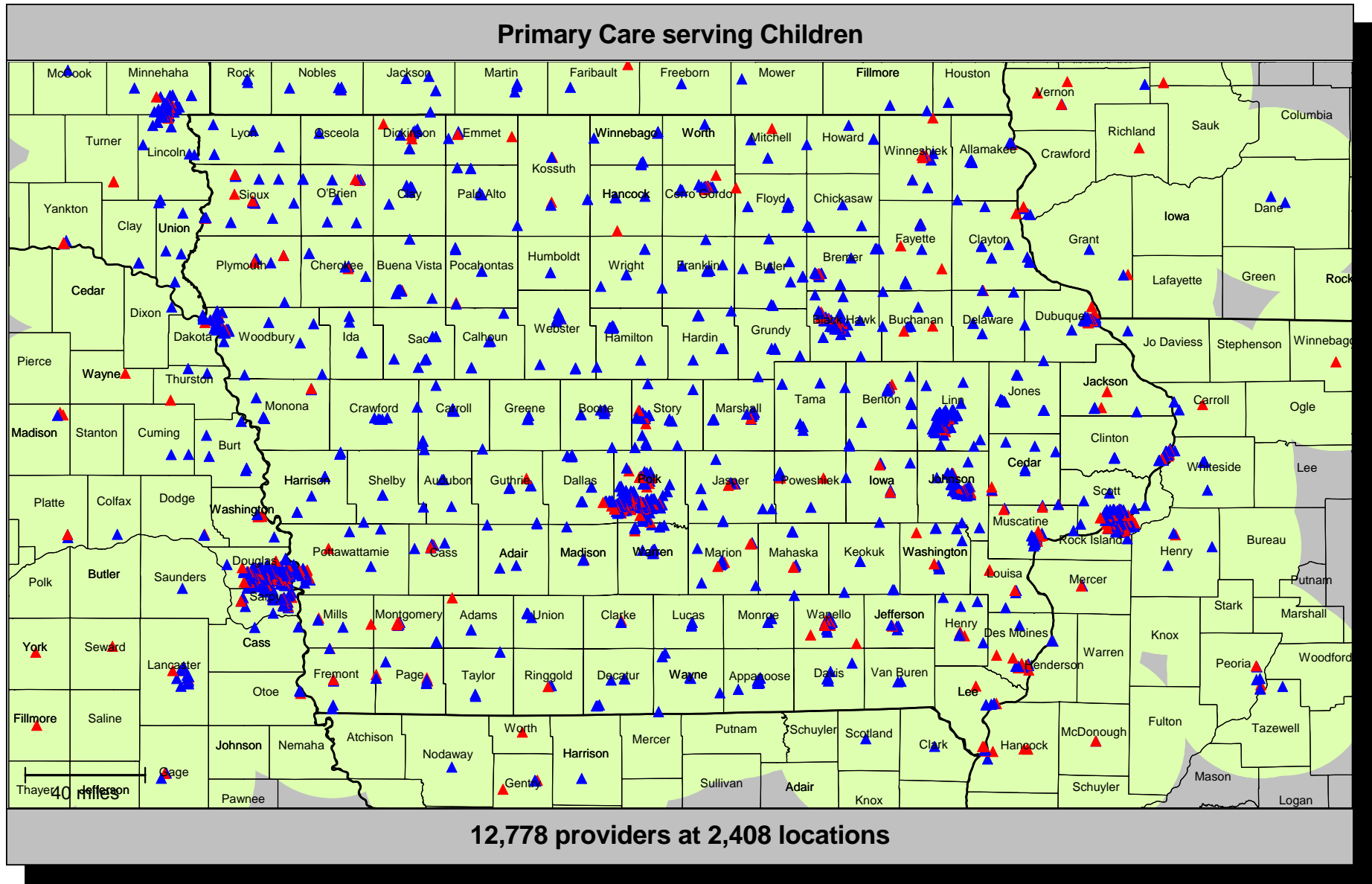
Accessibility summary

| Accessibility analysis specifications | |
|---------------------------------------|---|
| Provider group: | Primary Care serving Adults 11,160 providers at 2,313 locations |
| Member group: | IA Adult Members 67,136 members |
| Access standard: | 1 provider within 30 miles |
| All members: | 67,136 (100.0%) 100.0% with access 0.0% without access |

| Average distance to a choice of providers for all members | | | | | |
|--|-----|-----|-----|-----|-----|
| Number of providers | 1 | 2 | 3 | 4 | 5 |
| Miles | 1.8 | 2.0 | 2.2 | 2.3 | 2.4 |

| Key geographic areas | | | | |
|----------------------|-------------------------|-------------|------------|--------------------------------|
| Region | Total number of members | All members | | |
| | | Percent w | Percent wo | Average distance to 1 provider |
| East | 26,760 | 100.0 | 0.0 | 1.5 |
| Central | 24,422 | 100.0 | 0.0 | 1.7 |
| West | 15,954 | 100.0 | 0.0 | 2.4 |

Provider locations



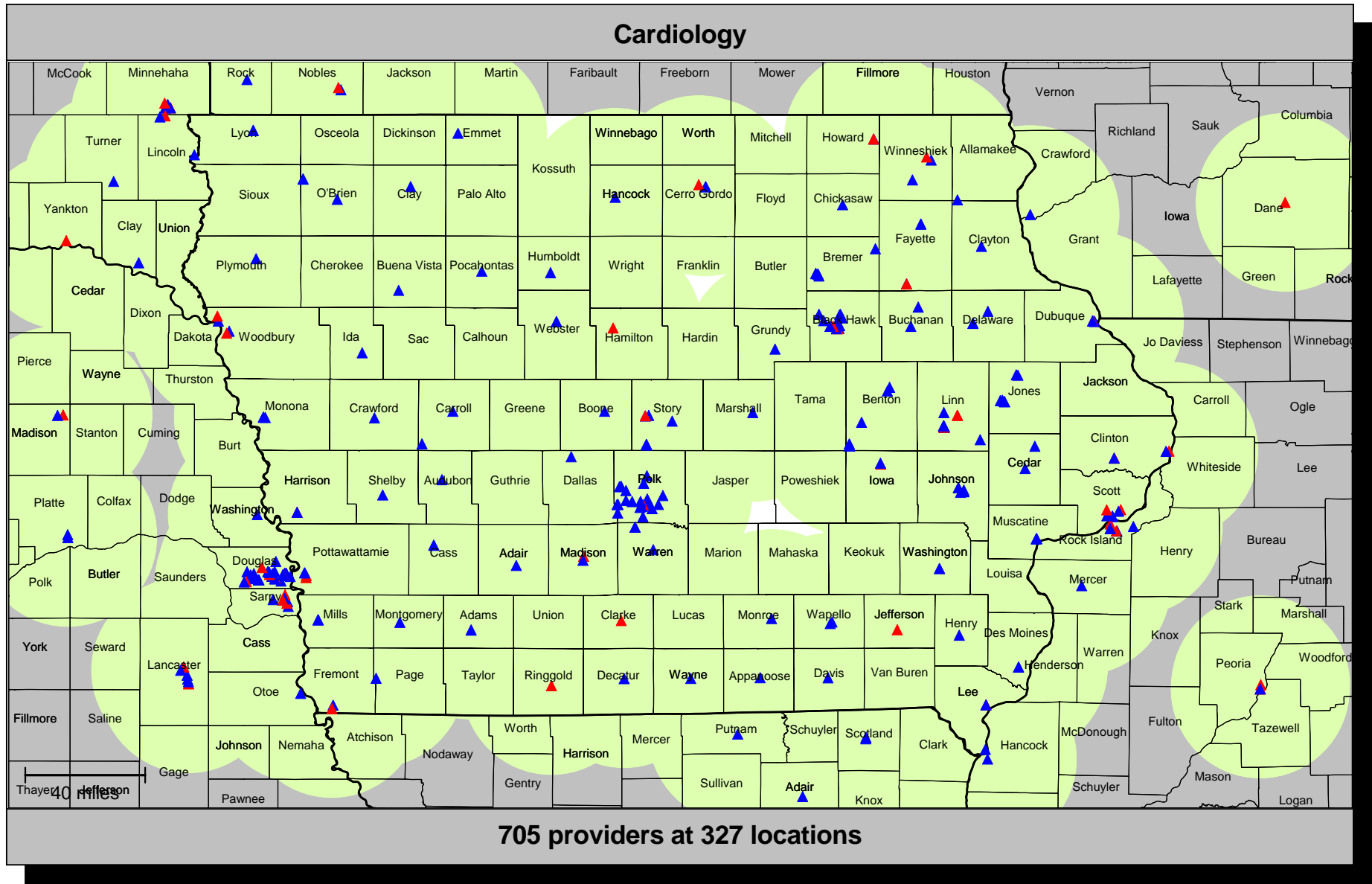
Accessibility summary

| Accessibility analysis specifications | |
|---------------------------------------|---|
| Provider group: | Primary Care serving Children 12,778 providers at 2,408 locations |
| Member group: | IA Children Members 70,187 members |
| Access standard: | 1 provider within 30 miles |
| All members: | 70,187 (100.0%) 100.0% with access 0.0% without access |

| Average distance to a choice of providers for all members | | | | | |
|--|-----|-----|-----|-----|-----|
| Number of providers | 1 | 2 | 3 | 4 | 5 |
| Miles | 1.8 | 2.0 | 2.1 | 2.2 | 2.4 |

| Key geographic areas | | | | |
|----------------------|-------------------------|-------------|------------|--------------------------------|
| Region | Total number of members | All members | | |
| | | Percent w | Percent wo | Average distance to 1 provider |
| East | 26,138 | 100.0 | 0.0 | 1.6 |
| Central | 25,228 | 100.0 | 0.0 | 1.6 |
| West | 18,821 | 100.0 | 0.0 | 2.3 |

Provider locations



Accessibility summary

| Accessibility analysis specifications | |
|---------------------------------------|---|
| Provider group: | Cardiology 705 providers at 327 locations |
| Member group: | IA Mems 156,470 members |
| Access standard: | 1 provider within 60 miles |
| All members: | 156,470 (100.0%) 100.0% with access 0.0% without access |

| Average distance to a choice of providers for all members | | | | | |
|--|-----|-----|-----|-----|-----|
| Number of providers | 1 | 2 | 3 | 4 | 5 |
| Miles | 6.2 | 6.6 | 7.2 | 8.2 | 8.8 |

| Key geographic areas | | | | |
|----------------------|-------------------------|-------------|------------|--------------------------------|
| Region | Total number of members | All members | | |
| | | Percent w | Percent wo | Average distance to 1 provider |
| East | 60,144 | 100.0 | 0.0 | 4.4 |
| Central | 56,448 | 100.0 | 0.0 | 6.9 |
| West | 39,878 | 100.0 | 0.0 | 8.1 |

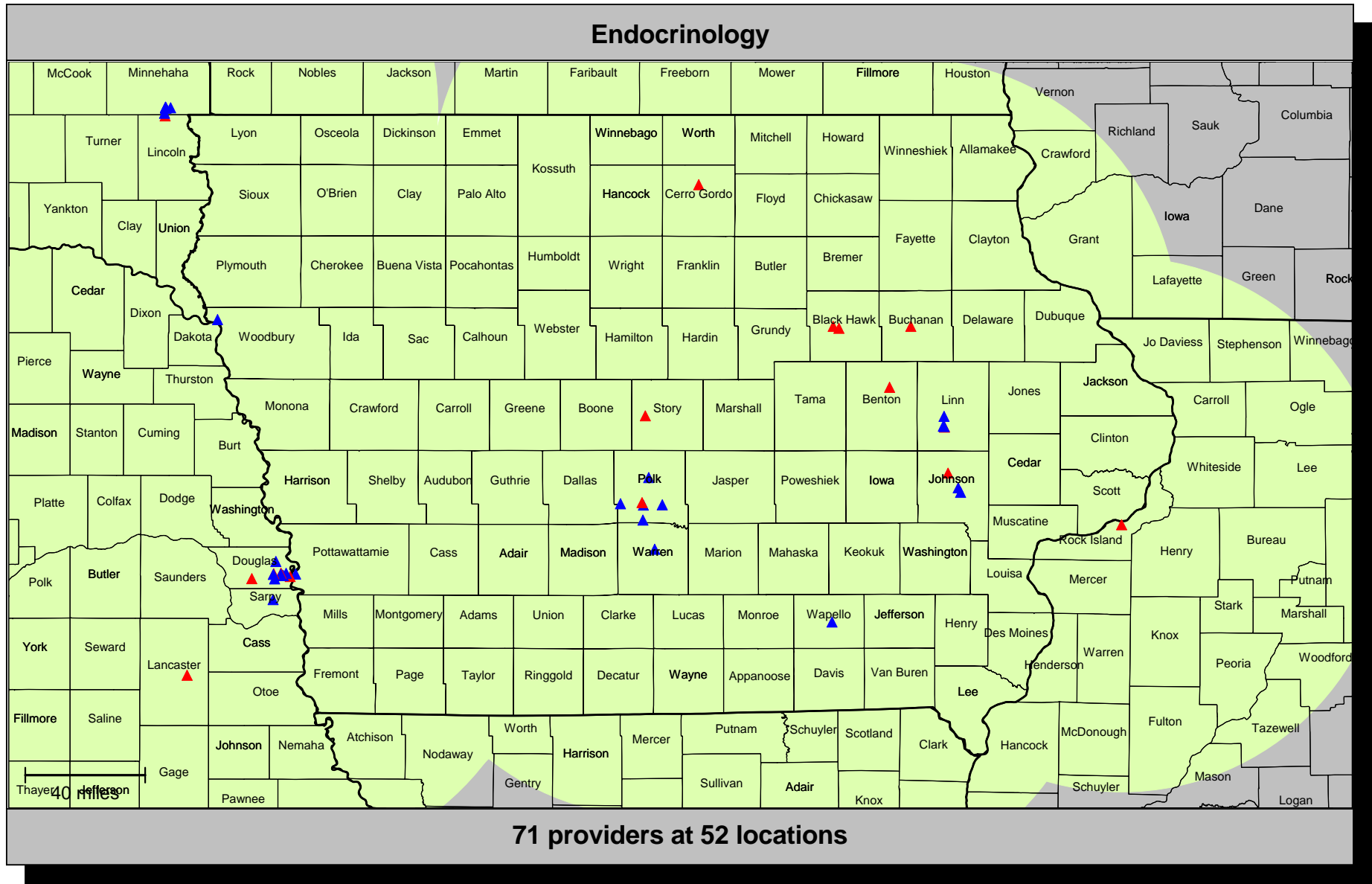
Accessibility summary

| Accessibility analysis specifications | |
|---------------------------------------|---|
| Provider group: | Cardiology 705 providers at 327 locations |
| Member group: | IA Mems 156,470 members |
| Access standard: | 1 provider within 90 miles |
| All members: | 156,470 (100.0%) 100.0% with access 0.0% without access |

| Average distance to a choice of providers for all members | | | | | |
|--|-----|-----|-----|-----|-----|
| Number of providers | 1 | 2 | 3 | 4 | 5 |
| Miles | 6.2 | 6.6 | 7.2 | 8.2 | 8.8 |

| Key geographic areas | | | | |
|----------------------|-------------------------|-------------|------------|--------------------------------|
| Region | Total number of members | All members | | |
| | | Percent w | Percent wo | Average distance to 1 provider |
| East | 60,144 | 100.0 | 0.0 | 4.4 |
| Central | 56,448 | 100.0 | 0.0 | 6.9 |
| West | 39,878 | 100.0 | 0.0 | 8.1 |

Provider locations



Accessibility summary

| Accessibility analysis specifications | |
|---------------------------------------|---|
| Provider group: | Endocrinology 71 providers at 52 locations |
| Member group: | IA Mems 156,470 members |
| Access standard: | 1 provider within 60 miles |
| All members: | 156,470 (100.0%) 89.0% with access 11.0% without access |

| Average distance to a choice of providers for all members | | | | | |
|--|------|------|------|------|------|
| Number of providers | 1 | 2 | 3 | 4 | 5 |
| Miles | 23.1 | 31.0 | 36.8 | 38.1 | 42.8 |

| Key geographic areas | | | | |
|----------------------|-------------------------|-------------|------------|--------------------------------|
| Region | Total number of members | All members | | |
| | | Percent w | Percent wo | Average distance to 1 provider |
| East | 60,144 | 86.1 | 13.9 | 23.1 |
| Central | 56,448 | 99.9 | 0.1 | 13.4 |
| West | 39,878 | 77.6 | 22.4 | 37.0 |

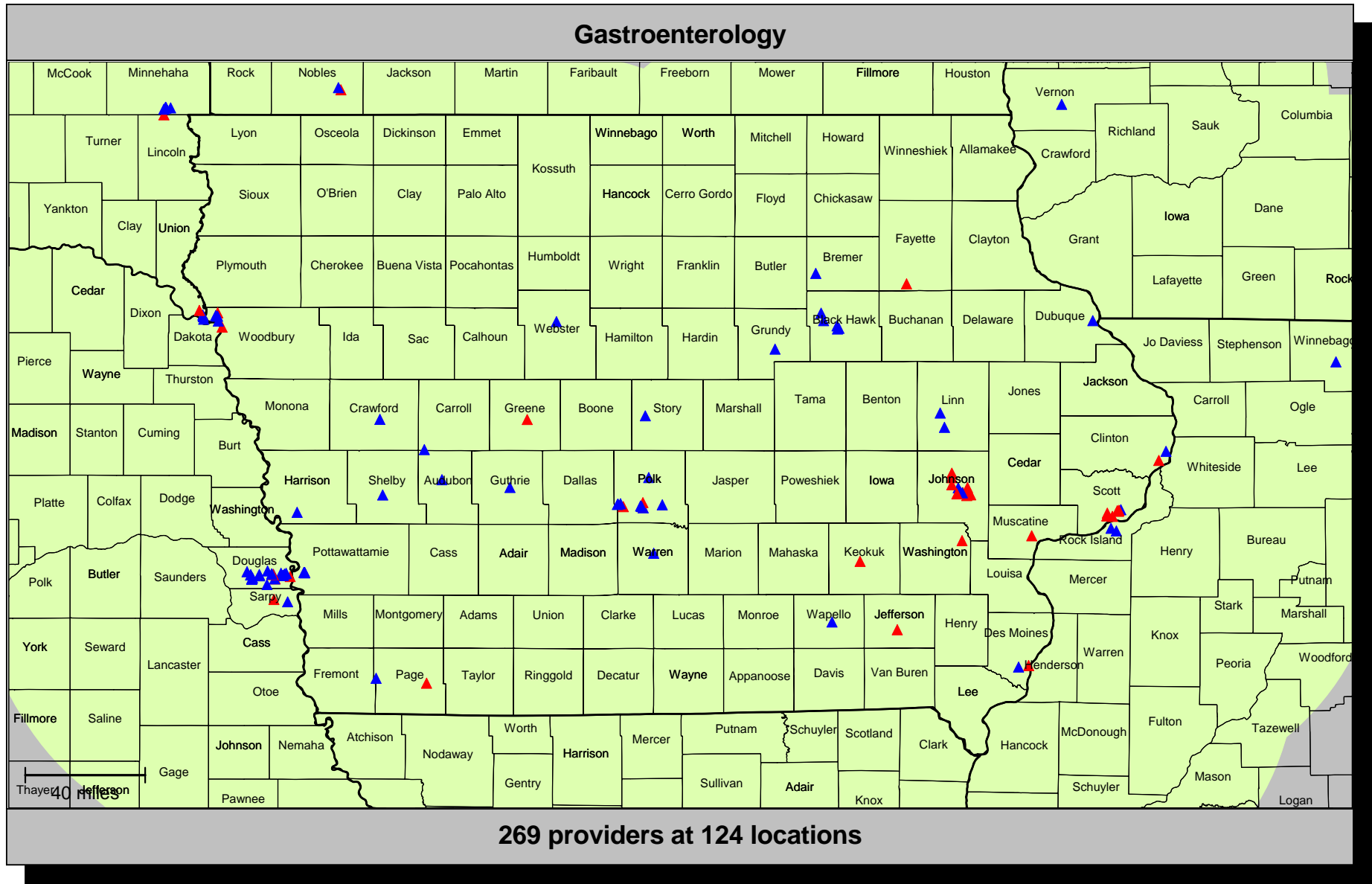
Accessibility summary

| Accessibility analysis specifications | |
|---------------------------------------|--|
| Provider group: | Endocrinology 71 providers at 52 locations |
| Member group: | IA Mems 156,470 members |
| Access standard: | 1 provider within 90 miles |
| All members: | 156,470 (100.0%) 99.9% with access 0.1% without access |

| Average distance to a choice of providers for all members | | | | | |
|--|------|------|------|------|------|
| Number of providers | 1 | 2 | 3 | 4 | 5 |
| Miles | 23.1 | 31.0 | 36.8 | 38.1 | 42.8 |

| Key geographic areas | | | | |
|----------------------|-------------------------|-------------|------------|--------------------------------|
| Region | Total number of members | All members | | |
| | | Percent w | Percent wo | Average distance to 1 provider |
| East | 60,144 | 100.0 | 0.0 | 23.1 |
| Central | 56,448 | 100.0 | 0.0 | 13.4 |
| West | 39,878 | 99.9 | 0.1 | 37.0 |

Provider locations



Accessibility summary

| Accessibility analysis specifications | |
|---------------------------------------|--|
| Provider group: | Gastroenterology 269 providers at 124 locations |
| Member group: | IA Mems 156,470 members |
| Access standard: | 1 provider within 60 miles |
| All members: | 156,470 (100.0%) 98.9% with access 1.1% without access |

| Average distance to a choice of providers for all members | | | | | |
|--|------|------|------|------|------|
| Number of providers | 1 | 2 | 3 | 4 | 5 |
| Miles | 13.7 | 15.3 | 17.0 | 19.9 | 22.0 |

| Key geographic areas | | | | |
|----------------------|-------------------------|-------------|------------|--------------------------------|
| Region | Total number of members | All members | | |
| | | Percent w | Percent wo | Average distance to 1 provider |
| East | 60,144 | 100.0 | 0.0 | 8.8 |
| Central | 56,448 | 98.7 | 1.3 | 14.4 |
| West | 39,878 | 97.6 | 2.4 | 20.2 |

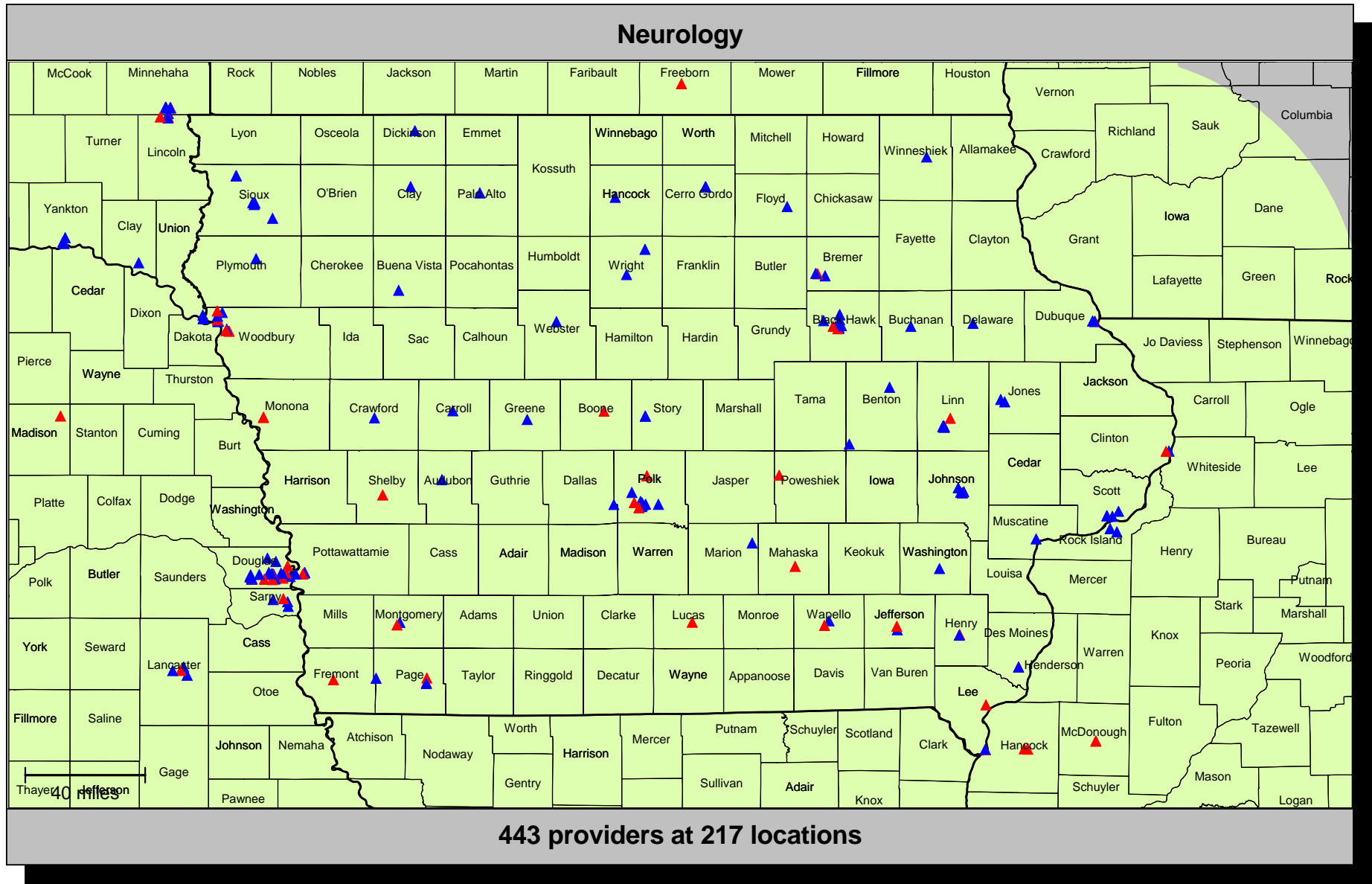
Accessibility summary

| Accessibility analysis specifications | |
|---------------------------------------|---|
| Provider group: | Gastroenterology 269 providers at 124 locations |
| Member group: | IA Mems 156,470 members |
| Access standard: | 1 provider within 90 miles |
| All members: | 156,470 (100.0%) 100.0% with access 0.0% without access |

| Average distance to a choice of providers for all members | | | | | |
|--|------|------|------|------|------|
| Number of providers | 1 | 2 | 3 | 4 | 5 |
| Miles | 13.7 | 15.3 | 17.0 | 19.9 | 22.0 |

| Key geographic areas | | | | |
|----------------------|-------------------------|-------------|------------|--------------------------------|
| Region | Total number of members | All members | | |
| | | Percent w | Percent wo | Average distance to 1 provider |
| East | 60,144 | 100.0 | 0.0 | 8.8 |
| Central | 56,448 | 100.0 | 0.0 | 14.4 |
| West | 39,878 | 100.0 | 0.0 | 20.2 |

Provider locations



Accessibility summary

| Accessibility analysis specifications | |
|---------------------------------------|---|
| Provider group: | Neurology 443 providers at 217 locations |
| Member group: | IA Mems 156,470 members |
| Access standard: | 1 provider within 60 miles |
| All members: | 156,470 (100.0%) 100.0% with access 0.0% without access |

| Average distance to a choice of providers for all members | | | | | |
|--|-----|-----|------|------|------|
| Number of providers | 1 | 2 | 3 | 4 | 5 |
| Miles | 8.4 | 9.7 | 11.5 | 12.7 | 13.8 |

| Key geographic areas | | | | |
|----------------------|-------------------------|-------------|------------|--------------------------------|
| Region | Total number of members | All members | | |
| | | Percent w | Percent wo | Average distance to 1 provider |
| East | 60,144 | 100.0 | 0.0 | 6.1 |
| Central | 56,448 | 100.0 | 0.0 | 8.8 |
| West | 39,878 | 100.0 | 0.0 | 11.2 |

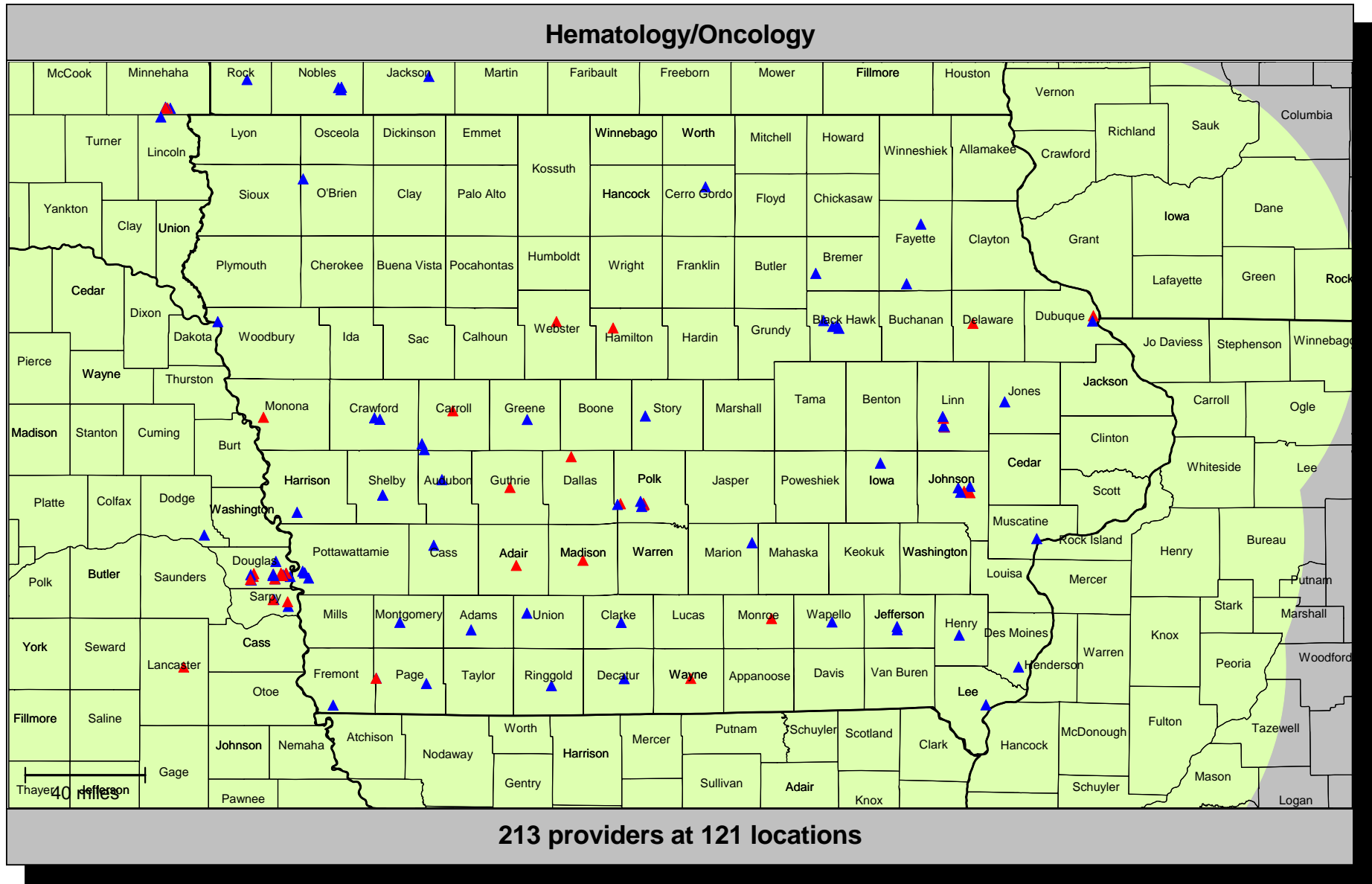
Accessibility summary

| Accessibility analysis specifications | |
|---------------------------------------|---|
| Provider group: | Neurology 443 providers at 217 locations |
| Member group: | IA Mems 156,470 members |
| Access standard: | 1 provider within 90 miles |
| All members: | 156,470 (100.0%) 100.0% with access 0.0% without access |

| Average distance to a choice of providers for all members | | | | | |
|--|-----|-----|------|------|------|
| Number of providers | 1 | 2 | 3 | 4 | 5 |
| Miles | 8.4 | 9.7 | 11.5 | 12.7 | 13.8 |

| Key geographic areas | | | | |
|----------------------|-------------------------|-------------|------------|--------------------------------|
| Region | Total number of members | All members | | |
| | | Percent w | Percent wo | Average distance to 1 provider |
| East | 60,144 | 100.0 | 0.0 | 6.1 |
| Central | 56,448 | 100.0 | 0.0 | 8.8 |
| West | 39,878 | 100.0 | 0.0 | 11.2 |

Provider locations



Accessibility summary

| Accessibility analysis specifications | |
|---------------------------------------|--|
| Provider group: | Hematology/Oncology 213 providers at 121 locations |
| Member group: | IA Mems 156,470 members |
| Access standard: | 1 provider within 60 miles |
| All members: | 156,470 (100.0%) 99.6% with access 0.4% without access |

| Average distance to a choice of providers for all members | | | | | |
|--|------|------|------|------|------|
| Number of providers | 1 | 2 | 3 | 4 | 5 |
| Miles | 12.8 | 14.0 | 15.2 | 16.3 | 19.9 |

| Key geographic areas | | | | |
|----------------------|-------------------------|-------------|------------|--------------------------------|
| Region | Total number of members | All members | | |
| | | Percent w | Percent wo | Average distance to 1 provider |
| East | 60,144 | 99.1 | 0.9 | 14.2 |
| Central | 56,448 | 100.0 | 0.0 | 11.1 |
| West | 39,878 | 100.0 | 0.0 | 12.9 |

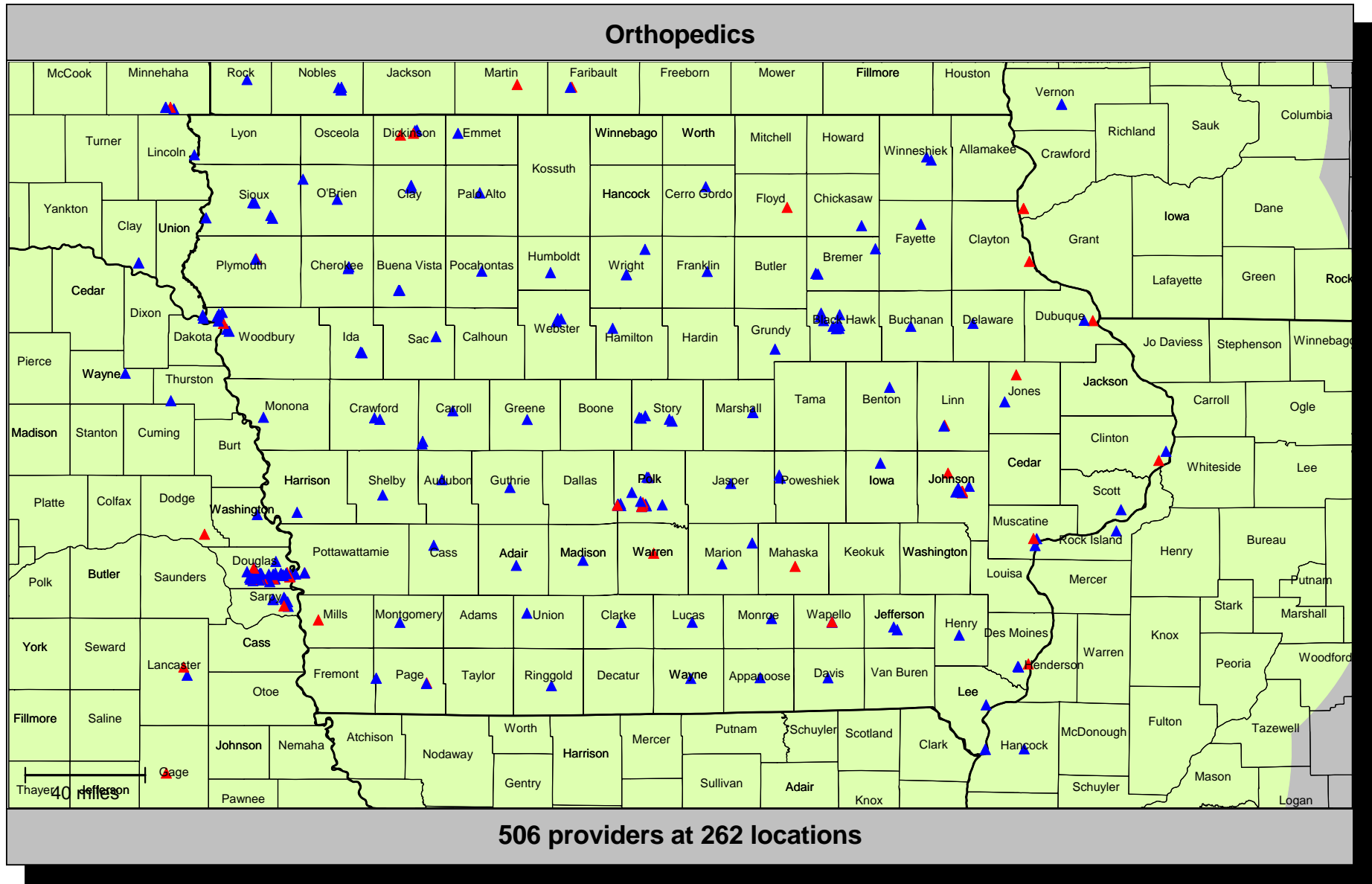
Accessibility summary

| Accessibility analysis specifications | |
|---------------------------------------|---|
| Provider group: | Hematology/Oncology 213 providers at 121 locations |
| Member group: | IA Mems 156,470 members |
| Access standard: | 1 provider within 90 miles |
| All members: | 156,470 (100.0%) 100.0% with access 0.0% without access |

| Average distance to a choice of providers for all members | | | | | |
|--|------|------|------|------|------|
| Number of providers | 1 | 2 | 3 | 4 | 5 |
| Miles | 12.8 | 14.0 | 15.2 | 16.3 | 19.9 |

| Key geographic areas | | | | |
|----------------------|-------------------------|-------------|------------|--------------------------------|
| Region | Total number of members | All members | | |
| | | Percent w | Percent wo | Average distance to 1 provider |
| East | 60,144 | 100.0 | 0.0 | 14.2 |
| Central | 56,448 | 100.0 | 0.0 | 11.1 |
| West | 39,878 | 100.0 | 0.0 | 12.9 |

Provider locations



Accessibility summary

| Accessibility analysis specifications | |
|---------------------------------------|---|
| Provider group: | Orthopedics 506 providers at 262 locations |
| Member group: | IA Mems 156,470 members |
| Access standard: | 1 provider within 60 miles |
| All members: | 156,470 (100.0%) 100.0% with access 0.0% without access |

| Average distance to a choice of providers for all members | | | | | |
|--|-----|-----|-----|-----|------|
| Number of providers | 1 | 2 | 3 | 4 | 5 |
| Miles | 6.1 | 6.8 | 7.6 | 9.5 | 11.3 |

| Key geographic areas | | | | |
|----------------------|-------------------------|-------------|------------|--------------------------------|
| Region | Total number of members | All members | | |
| | | Percent w | Percent wo | Average distance to 1 provider |
| East | 60,144 | 100.0 | 0.0 | 6.3 |
| Central | 56,448 | 100.0 | 0.0 | 5.7 |
| West | 39,878 | 100.0 | 0.0 | 6.5 |

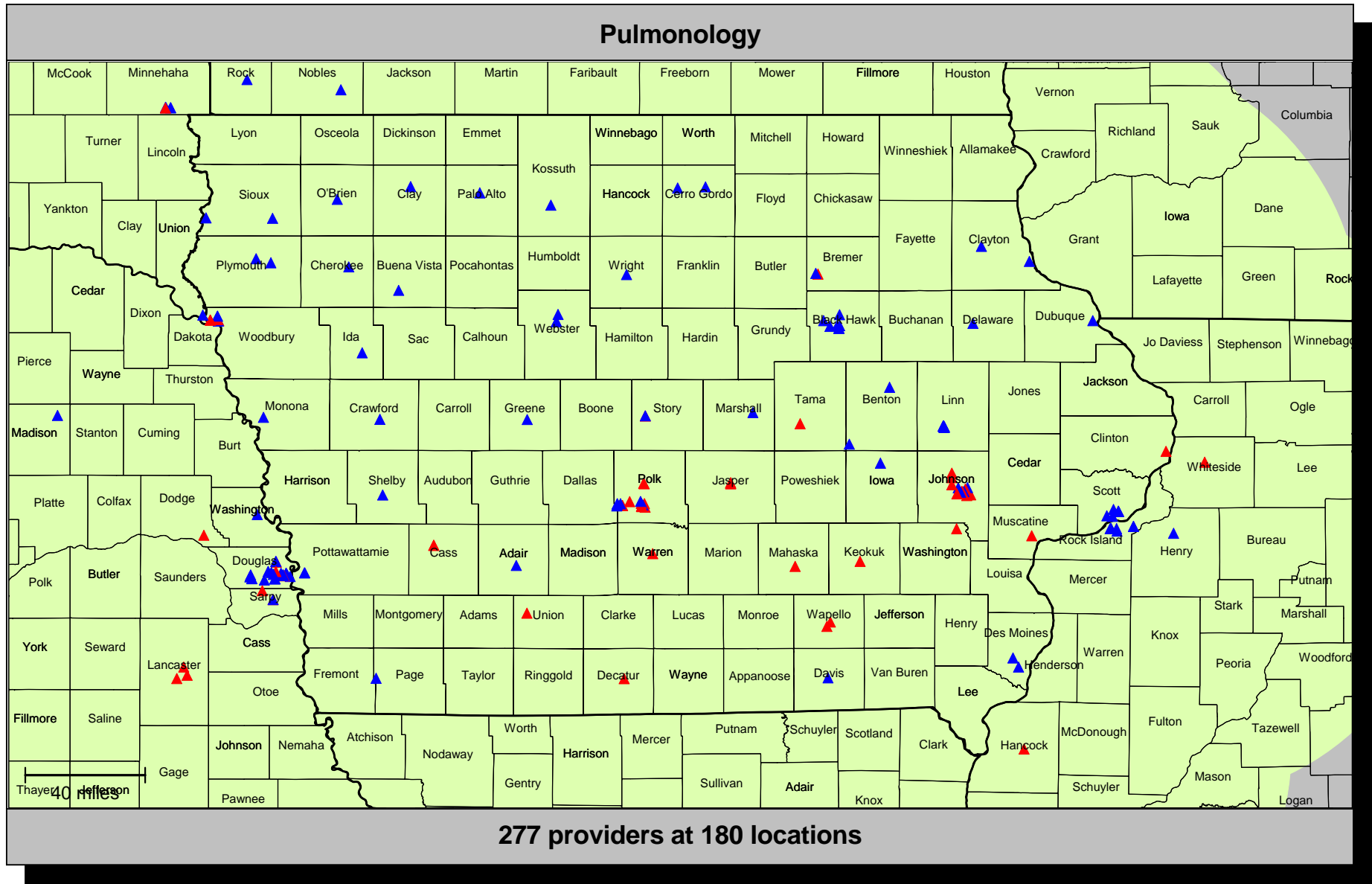
Accessibility summary

| Accessibility analysis specifications | |
|---------------------------------------|---|
| Provider group: | Orthopedics 506 providers at 262 locations |
| Member group: | IA Mems 156,470 members |
| Access standard: | 1 provider within 90 miles |
| All members: | 156,470 (100.0%) 100.0% with access 0.0% without access |

| Average distance to a choice of providers for all members | | | | | |
|--|-----|-----|-----|-----|------|
| Number of providers | 1 | 2 | 3 | 4 | 5 |
| Miles | 6.1 | 6.8 | 7.6 | 9.5 | 11.3 |

| Key geographic areas | | | | |
|----------------------|-------------------------|-------------|------------|--------------------------------|
| Region | Total number of members | All members | | |
| | | Percent w | Percent wo | Average distance to 1 provider |
| East | 60,144 | 100.0 | 0.0 | 6.3 |
| Central | 56,448 | 100.0 | 0.0 | 5.7 |
| West | 39,878 | 100.0 | 0.0 | 6.5 |

Provider locations



Accessibility summary

| Accessibility analysis specifications | |
|---------------------------------------|---|
| Provider group: | Pulmonology 277 providers at 180 locations |
| Member group: | IA Mems 156,470 members |
| Access standard: | 1 provider within 60 miles |
| All members: | 156,470 (100.0%) 100.0% with access 0.0% without access |

| Average distance to a choice of providers for all members | | | | | |
|--|-----|------|------|------|------|
| Number of providers | 1 | 2 | 3 | 4 | 5 |
| Miles | 8.8 | 10.5 | 13.4 | 14.7 | 16.0 |

| Key geographic areas | | | | |
|----------------------|-------------------------|-------------|------------|--------------------------------|
| Region | Total number of members | All members | | |
| | | Percent w | Percent wo | Average distance to 1 provider |
| East | 60,144 | 100.0 | 0.0 | 8.3 |
| Central | 56,448 | 100.0 | 0.0 | 8.3 |
| West | 39,878 | 100.0 | 0.0 | 10.2 |

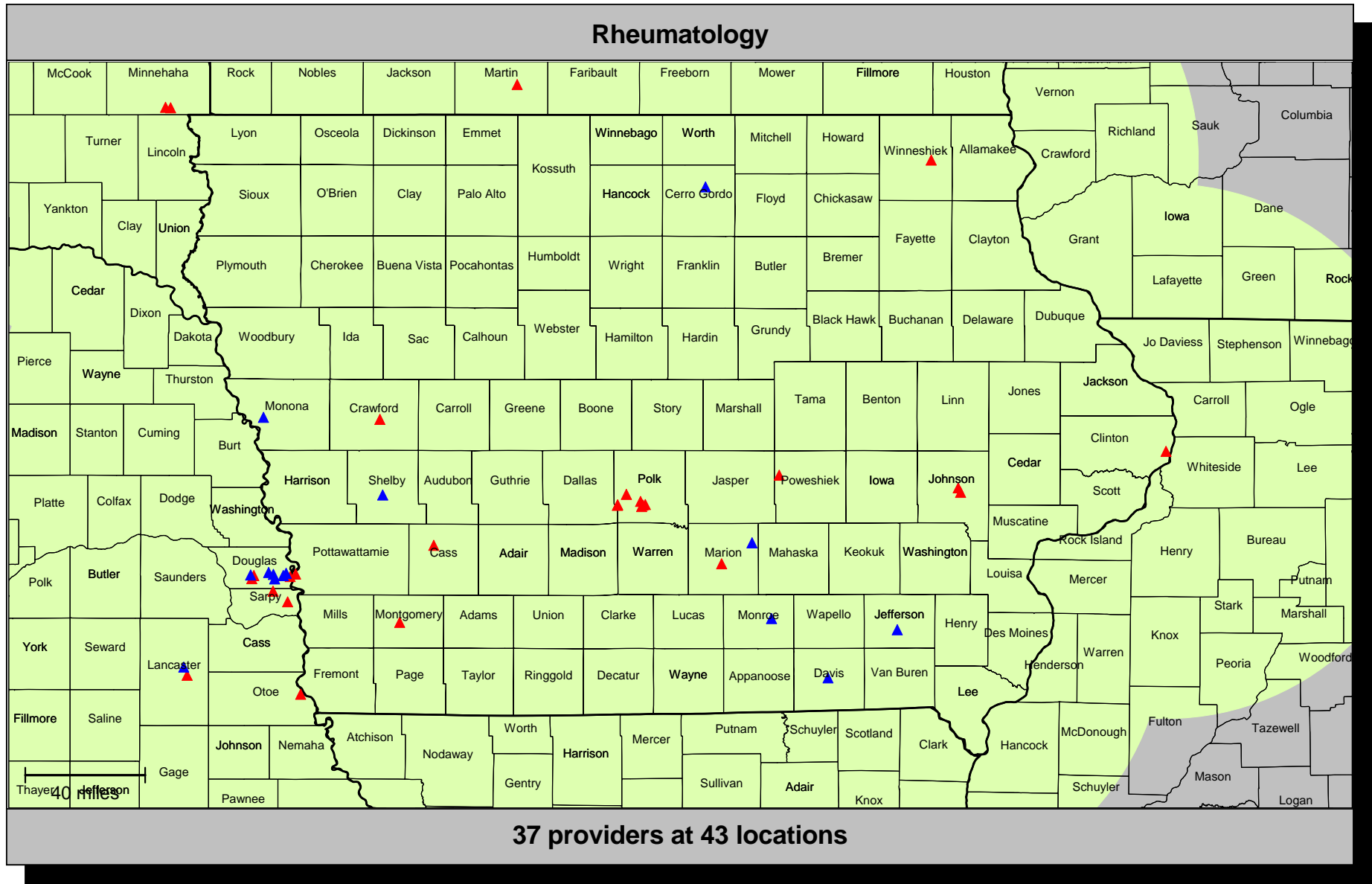
Accessibility summary

| Accessibility analysis specifications | |
|---------------------------------------|---|
| Provider group: | Pulmonology 277 providers at 180 locations |
| Member group: | IA Mems 156,470 members |
| Access standard: | 1 provider within 90 miles |
| All members: | 156,470 (100.0%) 100.0% with access 0.0% without access |

| Average distance to a choice of providers for all members | | | | | |
|--|-----|------|------|------|------|
| Number of providers | 1 | 2 | 3 | 4 | 5 |
| Miles | 8.8 | 10.5 | 13.4 | 14.7 | 16.0 |

| Key geographic areas | | | | |
|----------------------|-------------------------|-------------|------------|--------------------------------|
| Region | Total number of members | All members | | |
| | | Percent w | Percent wo | Average distance to 1 provider |
| East | 60,144 | 100.0 | 0.0 | 8.3 |
| Central | 56,448 | 100.0 | 0.0 | 8.3 |
| West | 39,878 | 100.0 | 0.0 | 10.2 |

Provider locations



Accessibility summary

| Accessibility analysis specifications | |
|---------------------------------------|--|
| Provider group: | Rheumatology 37 providers at 43 locations |
| Member group: | IA Mems 156,470 members |
| Access standard: | 1 provider within 60 miles |
| All members: | 156,470 (100.0%) 91.6% with access 8.4% without access |

| Average distance to a choice of providers for all members | | | | | |
|--|------|------|------|------|------|
| Number of providers | 1 | 2 | 3 | 4 | 5 |
| Miles | 28.0 | 35.5 | 45.2 | 54.1 | 57.7 |

| Key geographic areas | | | | |
|----------------------|-------------------------|-------------|------------|--------------------------------|
| Region | Total number of members | All members | | |
| | | Percent w | Percent wo | Average distance to 1 provider |
| East | 60,144 | 85.6 | 14.4 | 36.5 |
| Central | 56,448 | 100.0 | 0.0 | 14.0 |
| West | 39,878 | 88.8 | 11.2 | 34.9 |

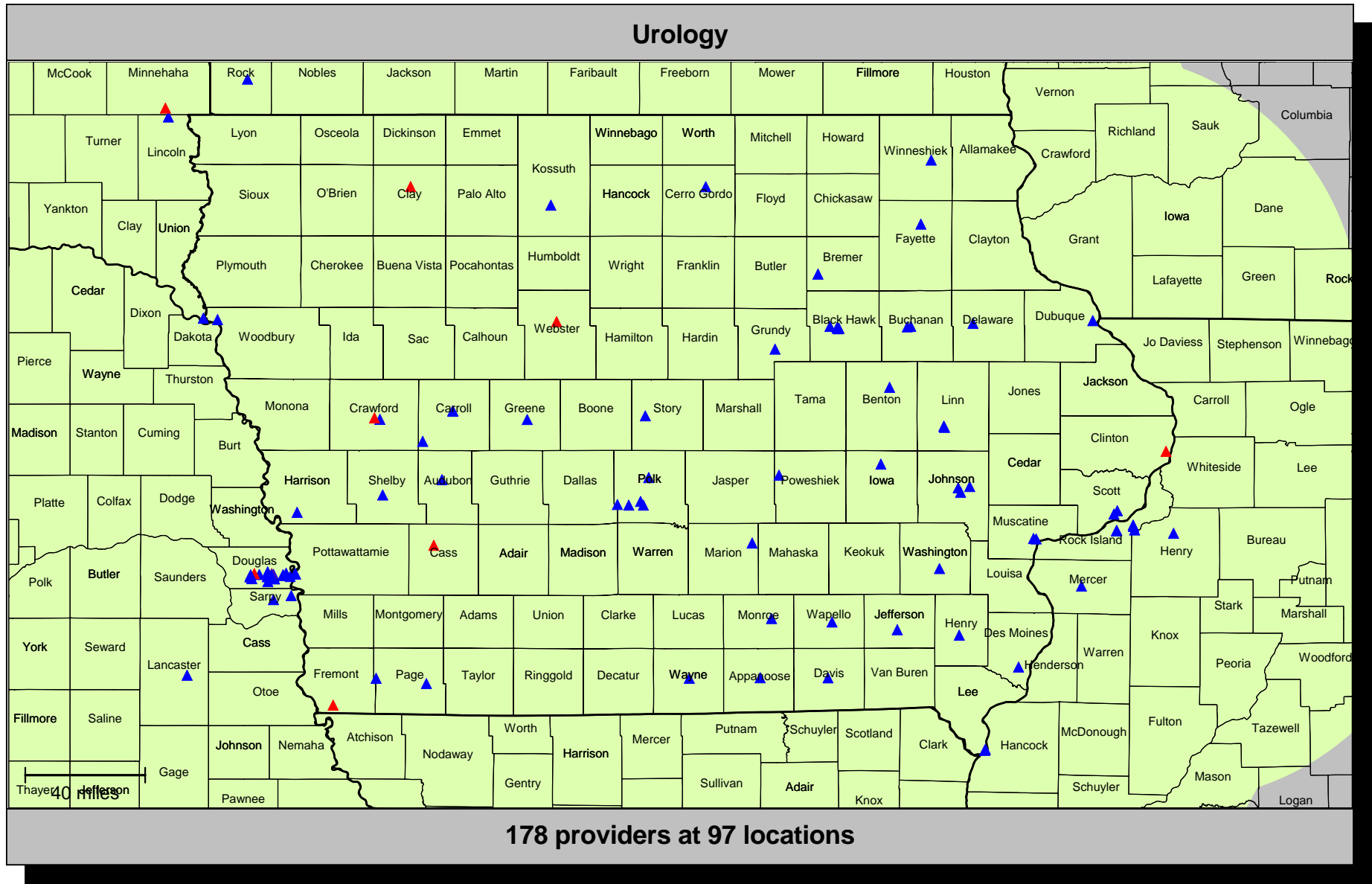
Accessibility summary

| Accessibility analysis specifications | |
|---------------------------------------|---|
| Provider group: | Rheumatology 37 providers at 43 locations |
| Member group: | IA Mems 156,470 members |
| Access standard: | 1 provider within 90 miles |
| All members: | 156,470 (100.0%) 100.0% with access 0.0% without access |

| Average distance to a choice of providers for all members | | | | | |
|--|------|------|------|------|------|
| Number of providers | 1 | 2 | 3 | 4 | 5 |
| Miles | 28.0 | 35.5 | 45.2 | 54.1 | 57.7 |

| Key geographic areas | | | | |
|----------------------|-------------------------|-------------|------------|--------------------------------|
| Region | Total number of members | All members | | |
| | | Percent w | Percent wo | Average distance to 1 provider |
| East | 60,144 | 100.0 | 0.0 | 36.5 |
| Central | 56,448 | 100.0 | 0.0 | 14.0 |
| West | 39,878 | 100.0 | 0.0 | 34.9 |

Provider locations



- ▲ Single provider locations
- ▲ Multiple provider locations

◻ 90 mile radius

Accessibility summary

| Accessibility analysis specifications | |
|---------------------------------------|---|
| Provider group: | Urology 178 providers at 97 locations |
| Member group: | IA Mems 156,470 members |
| Access standard: | 1 provider within 60 miles |
| All members: | 156,470 (100.0%) 100.0% with access 0.0% without access |

| Average distance to a choice of providers for all members | | | | | |
|--|------|------|------|------|------|
| Number of providers | 1 | 2 | 3 | 4 | 5 |
| Miles | 10.2 | 12.1 | 14.8 | 16.2 | 18.7 |

| Key geographic areas | | | | |
|----------------------|-------------------------|-------------|------------|--------------------------------|
| Region | Total number of members | All members | | |
| | | Percent w | Percent wo | Average distance to 1 provider |
| East | 60,144 | 100.0 | 0.0 | 7.2 |
| Central | 56,448 | 100.0 | 0.0 | 9.6 |
| West | 39,878 | 100.0 | 0.0 | 15.6 |

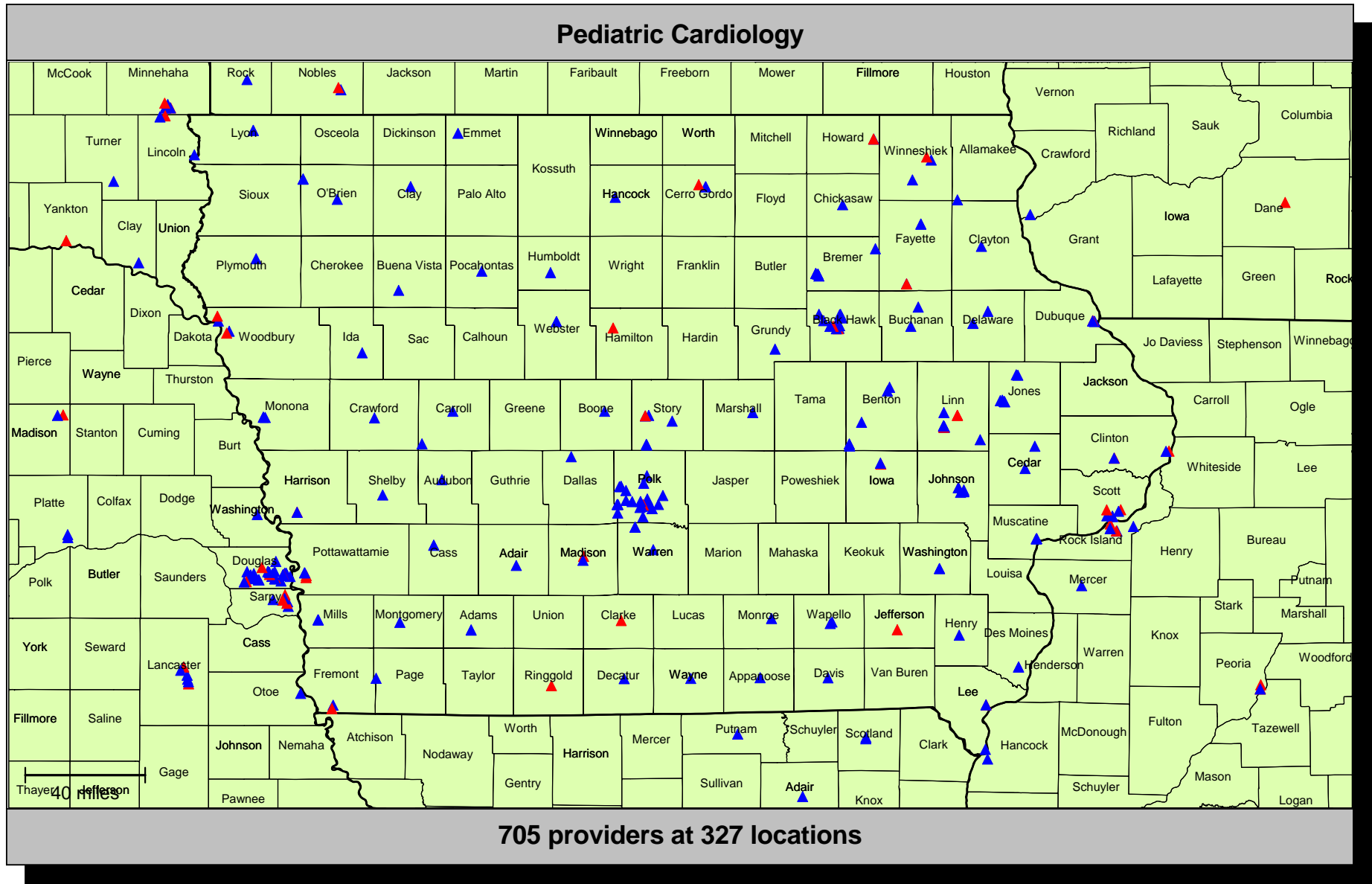
Accessibility summary

| Accessibility analysis specifications | |
|---------------------------------------|---|
| Provider group: | Urology 178 providers at 97 locations |
| Member group: | IA Mems 156,470 members |
| Access standard: | 1 provider within 90 miles |
| All members: | 156,470 (100.0%) 100.0% with access 0.0% without access |

| Average distance to a choice of providers for all members | | | | | |
|--|------|------|------|------|------|
| Number of providers | 1 | 2 | 3 | 4 | 5 |
| Miles | 10.2 | 12.1 | 14.8 | 16.2 | 18.7 |

| Key geographic areas | | | | |
|----------------------|-------------------------|-------------|------------|--------------------------------|
| Region | Total number of members | All members | | |
| | | Percent w | Percent wo | Average distance to 1 provider |
| East | 60,144 | 100.0 | 0.0 | 7.2 |
| Central | 56,448 | 100.0 | 0.0 | 9.6 |
| West | 39,878 | 100.0 | 0.0 | 15.6 |

Provider locations



Accessibility summary

| Accessibility analysis specifications | |
|---------------------------------------|---|
| Provider group: | Pediatric Cardiology 705 providers at 327 locations |
| Member group: | IA Children Members 70,187 members |
| Access standard: | 1 provider within 60 miles |
| All members: | 70,187 (100.0%) 100.0% with access 0.0% without access |

| Average distance to a choice of providers for all members | | | | | |
|--|-----|-----|-----|-----|-----|
| Number of providers | 1 | 2 | 3 | 4 | 5 |
| Miles | 6.2 | 6.6 | 7.1 | 8.2 | 8.8 |

| Key geographic areas | | | | |
|----------------------|-------------------------|-------------|------------|--------------------------------|
| Region | Total number of members | All members | | |
| | | Percent w | Percent wo | Average distance to 1 provider |
| East | 26,138 | 100.0 | 0.0 | 4.4 |
| Central | 25,228 | 100.0 | 0.0 | 6.8 |
| West | 18,821 | 100.0 | 0.0 | 8.0 |

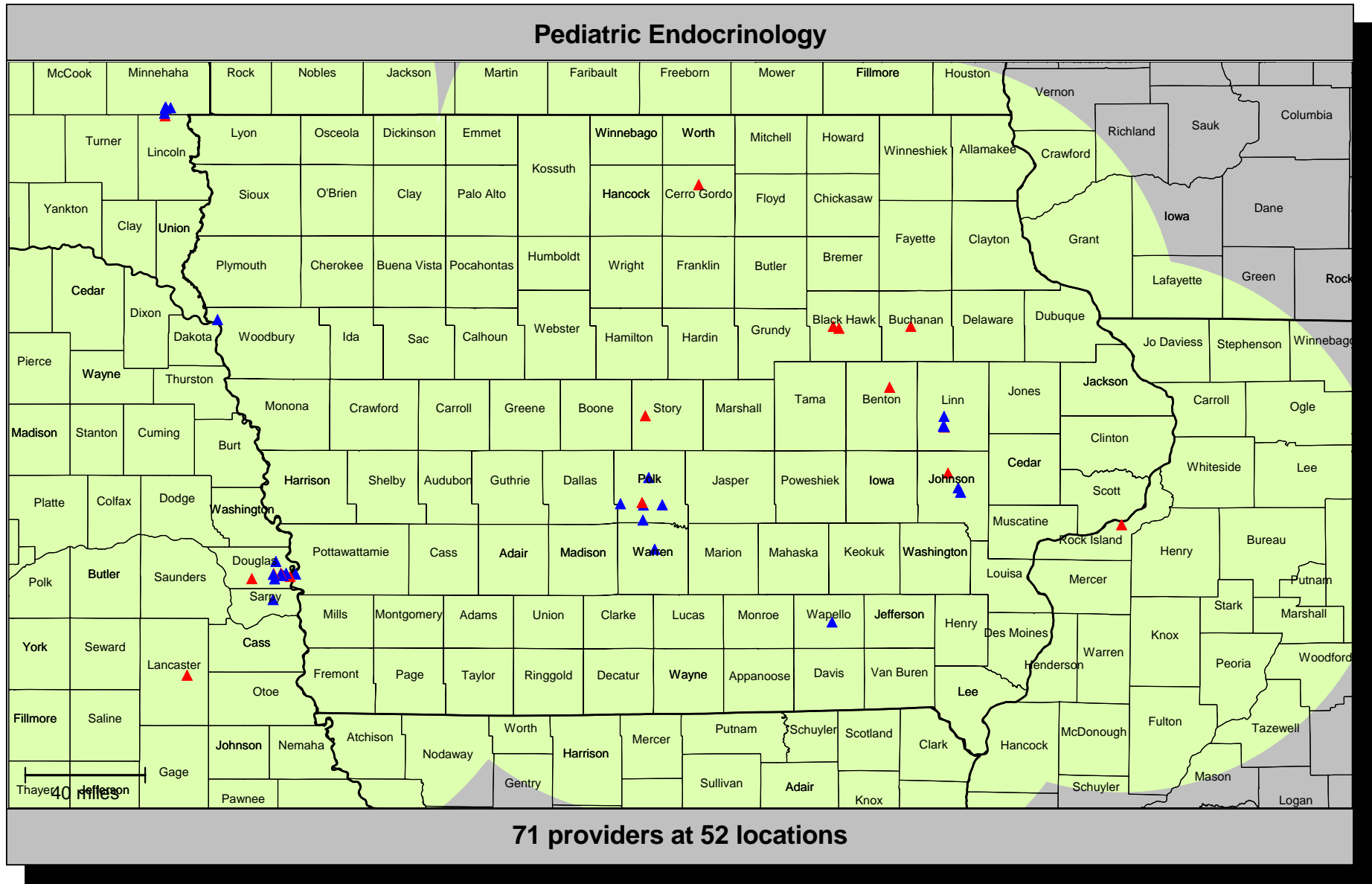
Accessibility summary

| Accessibility analysis specifications | |
|---------------------------------------|---|
| Provider group: | Pediatric Cardiology 705 providers at 327 locations |
| Member group: | IA Children Members 70,187 members |
| Access standard: | 1 provider within 90 miles |
| All members: | 70,187 (100.0%) 100.0% with access 0.0% without access |

| Average distance to a choice of providers for all members | | | | | |
|--|-----|-----|-----|-----|-----|
| Number of providers | 1 | 2 | 3 | 4 | 5 |
| Miles | 6.2 | 6.6 | 7.1 | 8.2 | 8.8 |

| Key geographic areas | | | | |
|----------------------|-------------------------|-------------|------------|--------------------------------|
| Region | Total number of members | All members | | |
| | | Percent w | Percent wo | Average distance to 1 provider |
| East | 26,138 | 100.0 | 0.0 | 4.4 |
| Central | 25,228 | 100.0 | 0.0 | 6.8 |
| West | 18,821 | 100.0 | 0.0 | 8.0 |

Provider locations



Accessibility summary

| Accessibility analysis specifications | |
|---------------------------------------|--|
| Provider group: | Pediatric Endocrinology 71 providers at 52 locations |
| Member group: | IA Children Members 70,187 members |
| Access standard: | 1 provider within 60 miles |
| All members: | 70,187 (100.0%) 88.9% with access 11.1% without access |

| Average distance to a choice of providers for all members | | | | | |
|--|------|------|------|------|------|
| Number of providers | 1 | 2 | 3 | 4 | 5 |
| Miles | 23.1 | 30.7 | 36.8 | 38.1 | 42.5 |

| Key geographic areas | | | | |
|----------------------|-------------------------|-------------|------------|--------------------------------|
| Region | Total number of members | All members | | |
| | | Percent w | Percent wo | Average distance to 1 provider |
| East | 26,138 | 86.7 | 13.3 | 22.9 |
| Central | 25,228 | 100.0 | 0.0 | 13.3 |
| West | 18,821 | 77.1 | 22.9 | 36.8 |

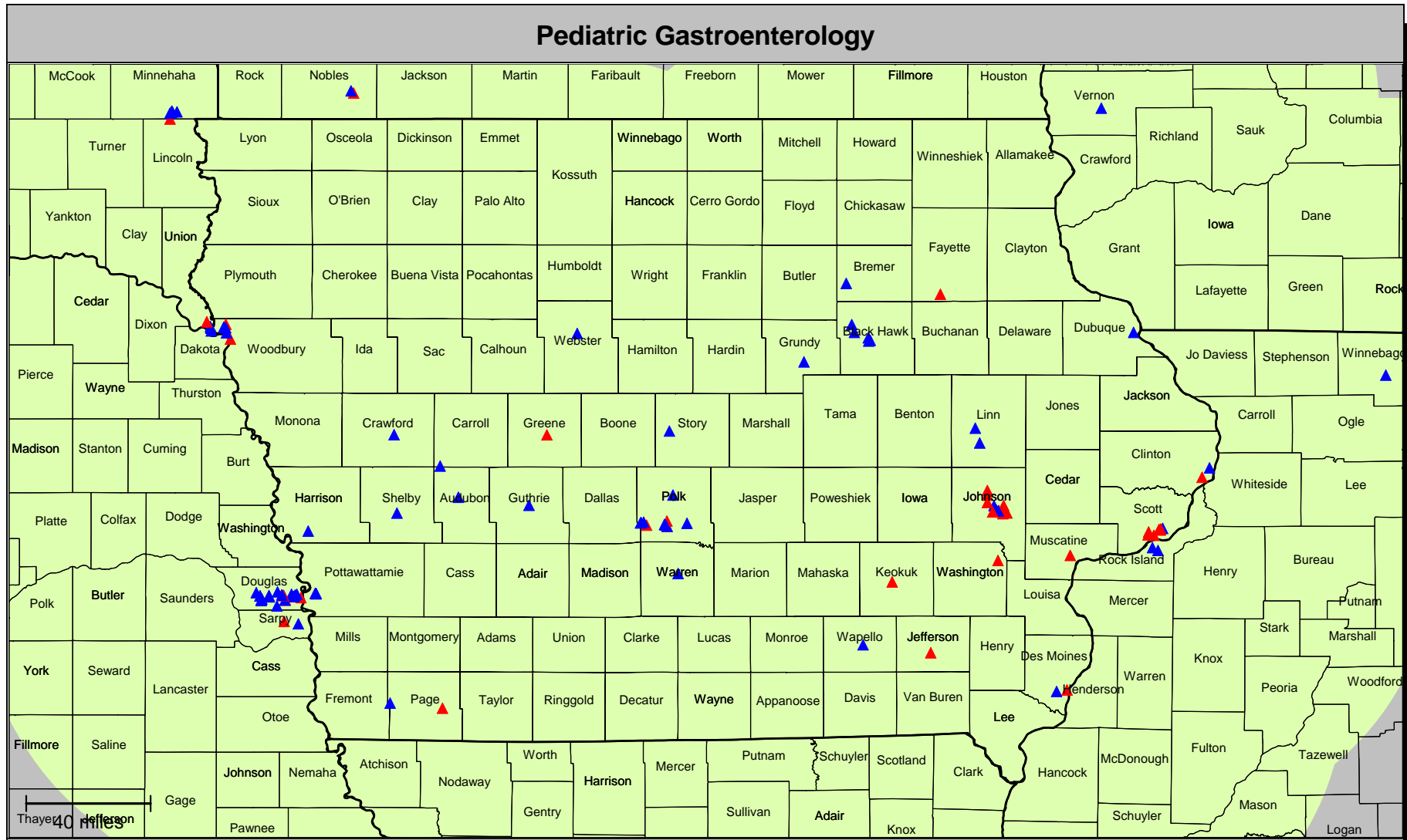
Accessibility summary

| Accessibility analysis specifications | |
|---------------------------------------|--|
| Provider group: | Pediatric Endocrinology 71 providers at 52 locations |
| Member group: | IA Children Members 70,187 members |
| Access standard: | 1 provider within 90 miles |
| All members: | 70,187 (100.0%) 99.9% with access 0.1% without access |

| Average distance to a choice of providers for all members | | | | | |
|--|------|------|------|------|------|
| Number of providers | 1 | 2 | 3 | 4 | 5 |
| Miles | 23.1 | 30.7 | 36.8 | 38.1 | 42.5 |

| Key geographic areas | | | | |
|----------------------|-------------------------|-------------|------------|--------------------------------|
| Region | Total number of members | All members | | |
| | | Percent w | Percent wo | Average distance to 1 provider |
| East | 26,138 | 100.0 | 0.0 | 22.9 |
| Central | 25,228 | 100.0 | 0.0 | 13.3 |
| West | 18,821 | 99.9 | 0.1 | 36.8 |

Provider locations



269 providers at 124 locations

- ▲ Single provider locations
- ▲ Multiple provider locations

◻ 90 mile radius

Accessibility summary

| Accessibility analysis specifications | |
|---------------------------------------|---|
| Provider group: | Pediatric Gastroenterology 269 providers at 124 locations |
| Member group: | IA Children Members 70,187 members |
| Access standard: | 1 provider within 60 miles |
| All members: | 70,187 (100.0%) 98.9% with access 1.1% without access |

| Average distance to a choice of providers for all members | | | | | |
|--|------|------|------|------|------|
| Number of providers | 1 | 2 | 3 | 4 | 5 |
| Miles | 13.8 | 15.3 | 17.1 | 20.0 | 22.0 |

| Key geographic areas | | | | |
|----------------------|-------------------------|-------------|------------|--------------------------------|
| Region | Total number of members | All members | | |
| | | Percent w | Percent wo | Average distance to 1 provider |
| East | 26,138 | 100.0 | 0.0 | 8.8 |
| Central | 25,228 | 98.7 | 1.3 | 14.1 |
| West | 18,821 | 97.7 | 2.3 | 20.2 |

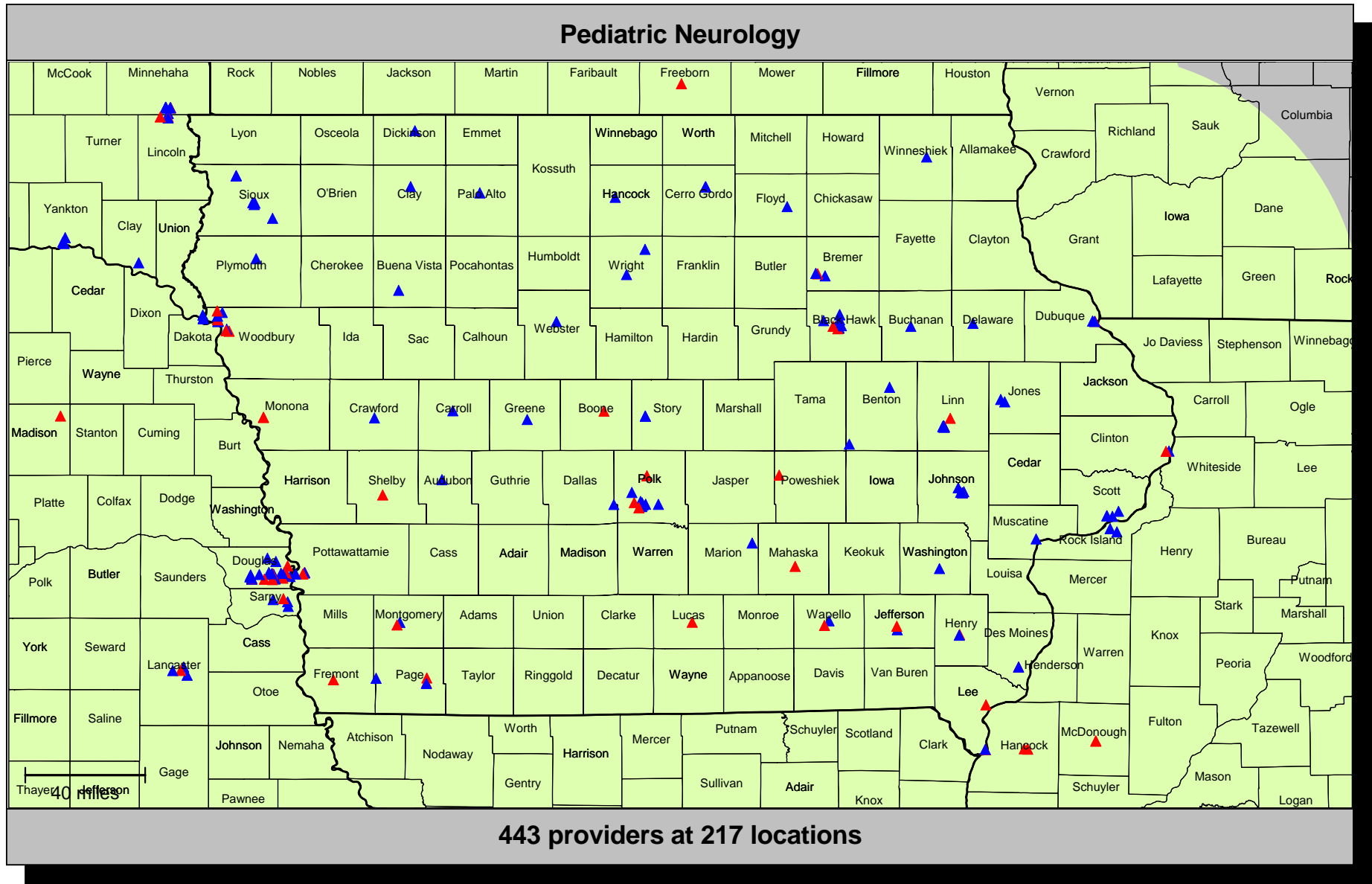
Accessibility summary

| Accessibility analysis specifications | |
|---------------------------------------|---|
| Provider group: | Pediatric Gastroenterology 269 providers at 124 locations |
| Member group: | IA Children Members 70,187 members |
| Access standard: | 1 provider within 90 miles |
| All members: | 70,187 (100.0%) 100.0% with access 0.0% without access |

| Average distance to a choice of providers for all members | | | | | |
|--|------|------|------|------|------|
| Number of providers | 1 | 2 | 3 | 4 | 5 |
| Miles | 13.8 | 15.3 | 17.1 | 20.0 | 22.0 |

| Key geographic areas | | | | |
|----------------------|-------------------------|-------------|------------|--------------------------------|
| Region | Total number of members | All members | | |
| | | Percent w | Percent wo | Average distance to 1 provider |
| East | 26,138 | 100.0 | 0.0 | 8.8 |
| Central | 25,228 | 100.0 | 0.0 | 14.1 |
| West | 18,821 | 100.0 | 0.0 | 20.2 |

Provider locations



Accessibility summary

| Accessibility analysis specifications | |
|---------------------------------------|--|
| Provider group: | Pediatric Neurology 443 providers at 217 locations |
| Member group: | IA Children Members 70,187 members |
| Access standard: | 1 provider within 60 miles |
| All members: | 70,187 (100.0%) 100.0% with access 0.0% without access |

| Average distance to a choice of providers for all members | | | | | |
|--|-----|-----|------|------|------|
| Number of providers | 1 | 2 | 3 | 4 | 5 |
| Miles | 8.4 | 9.6 | 11.5 | 12.7 | 13.7 |

| Key geographic areas | | | | |
|----------------------|-------------------------|-------------|------------|--------------------------------|
| Region | Total number of members | All members | | |
| | | Percent w | Percent wo | Average distance to 1 provider |
| East | 26,138 | 100.0 | 0.0 | 6.1 |
| Central | 25,228 | 100.0 | 0.0 | 8.9 |
| West | 18,821 | 100.0 | 0.0 | 10.8 |

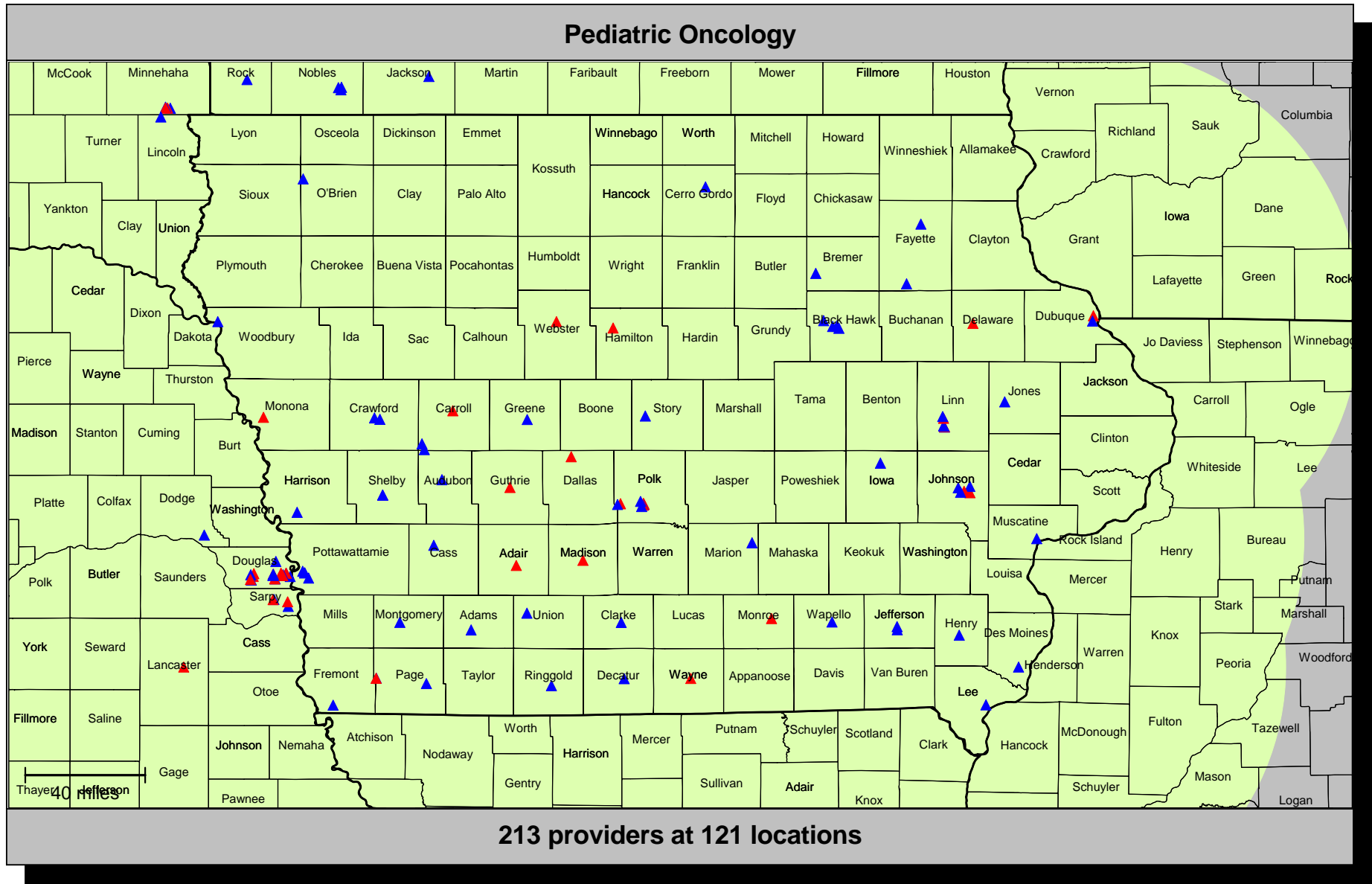
Accessibility summary

| Accessibility analysis specifications | |
|---------------------------------------|--|
| Provider group: | Pediatric Neurology 443 providers at 217 locations |
| Member group: | IA Children Members 70,187 members |
| Access standard: | 1 provider within 90 miles |
| All members: | 70,187 (100.0%) 100.0% with access 0.0% without access |

| Average distance to a choice of providers for all members | | | | | |
|--|-----|-----|------|------|------|
| Number of providers | 1 | 2 | 3 | 4 | 5 |
| Miles | 8.4 | 9.6 | 11.5 | 12.7 | 13.7 |

| Key geographic areas | | | | |
|----------------------|-------------------------|-------------|------------|--------------------------------|
| Region | Total number of members | All members | | |
| | | Percent w | Percent wo | Average distance to 1 provider |
| East | 26,138 | 100.0 | 0.0 | 6.1 |
| Central | 25,228 | 100.0 | 0.0 | 8.9 |
| West | 18,821 | 100.0 | 0.0 | 10.8 |

Provider locations



Accessibility summary

| Accessibility analysis specifications | |
|---------------------------------------|---|
| Provider group: | Pediatric Oncology 213 providers at 121 locations |
| Member group: | IA Children Members 70,187 members |
| Access standard: | 1 provider within 60 miles |
| All members: | 70,187 (100.0%) 99.7% with access 0.3% without access |

| Average distance to a choice of providers for all members | | | | | |
|--|------|------|------|------|------|
| Number of providers | 1 | 2 | 3 | 4 | 5 |
| Miles | 12.7 | 14.0 | 15.2 | 16.3 | 19.7 |

| Key geographic areas | | | | |
|----------------------|-------------------------|-------------|------------|--------------------------------|
| Region | Total number of members | All members | | |
| | | Percent w | Percent wo | Average distance to 1 provider |
| East | 26,138 | 99.3 | 0.7 | 13.9 |
| Central | 25,228 | 100.0 | 0.0 | 11.2 |
| West | 18,821 | 100.0 | 0.0 | 13.2 |

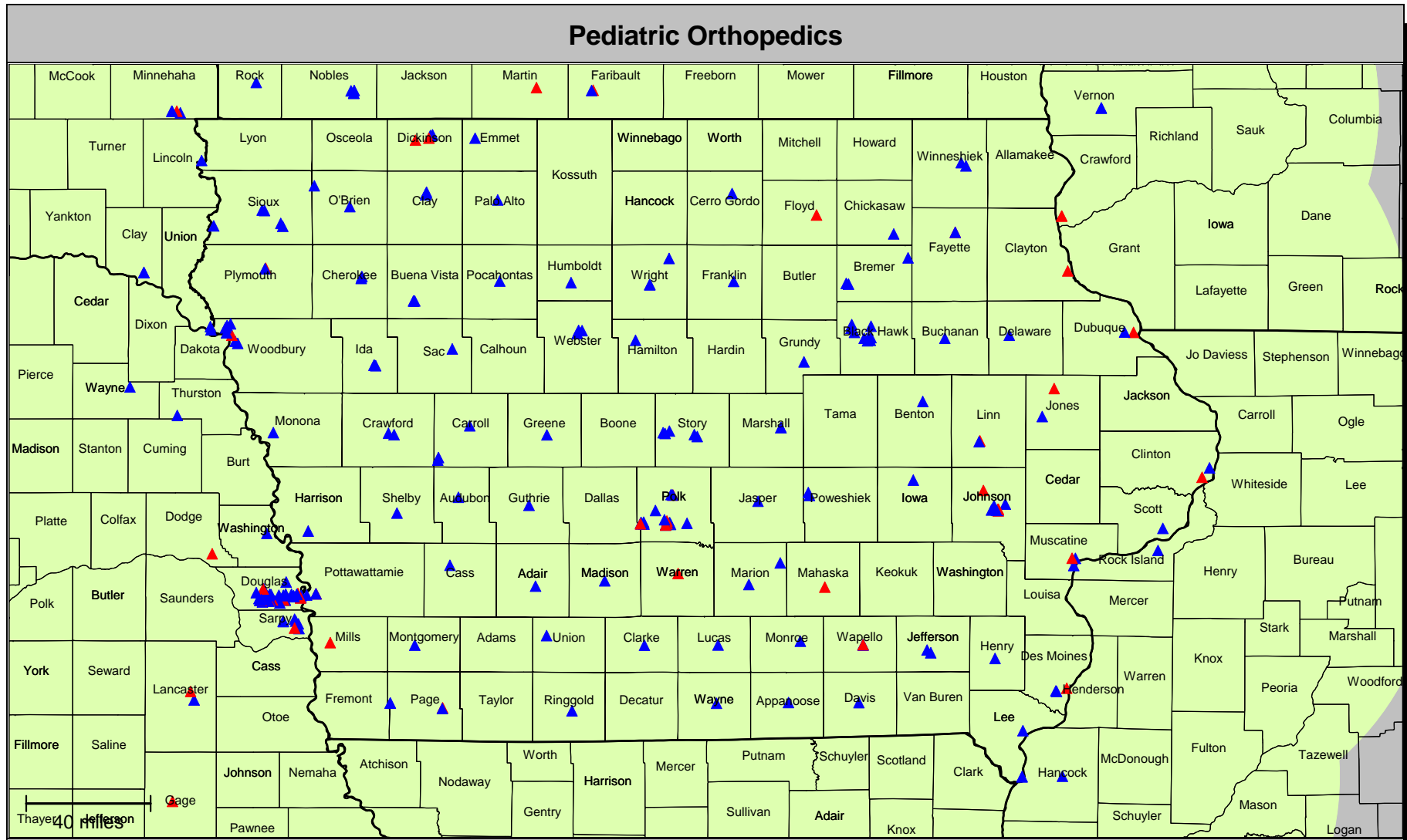
Accessibility summary

| Accessibility analysis specifications | |
|---------------------------------------|--|
| Provider group: | Pediatric Oncology 213 providers at 121 locations |
| Member group: | IA Children Members 70,187 members |
| Access standard: | 1 provider within 90 miles |
| All members: | 70,187 (100.0%) 100.0% with access 0.0% without access |

| Average distance to a choice of providers for all members | | | | | |
|--|------|------|------|------|------|
| Number of providers | 1 | 2 | 3 | 4 | 5 |
| Miles | 12.7 | 14.0 | 15.2 | 16.3 | 19.7 |

| Key geographic areas | | | | |
|----------------------|-------------------------|-------------|------------|--------------------------------|
| Region | Total number of members | All members | | |
| | | Percent w | Percent wo | Average distance to 1 provider |
| East | 26,138 | 100.0 | 0.0 | 13.9 |
| Central | 25,228 | 100.0 | 0.0 | 11.2 |
| West | 18,821 | 100.0 | 0.0 | 13.2 |

Provider locations



- ▲ Single provider locations
- ▲ Multiple provider locations

◻ 90 mile radius

Accessibility summary

| Accessibility analysis specifications | |
|---------------------------------------|--|
| Provider group: | Pediatric Orthopedics 506 providers at 262 locations |
| Member group: | IA Children Members 70,187 members |
| Access standard: | 1 provider within 60 miles |
| All members: | 70,187 (100.0%) 100.0% with access 0.0% without access |

| Average distance to a choice of providers for all members | | | | | |
|--|-----|-----|-----|-----|------|
| Number of providers | 1 | 2 | 3 | 4 | 5 |
| Miles | 6.2 | 6.7 | 7.6 | 9.4 | 11.2 |

| Key geographic areas | | | | |
|----------------------|-------------------------|-------------|------------|--------------------------------|
| Region | Total number of members | All members | | |
| | | Percent w | Percent wo | Average distance to 1 provider |
| East | 26,138 | 100.0 | 0.0 | 6.4 |
| Central | 25,228 | 100.0 | 0.0 | 5.7 |
| West | 18,821 | 100.0 | 0.0 | 6.4 |

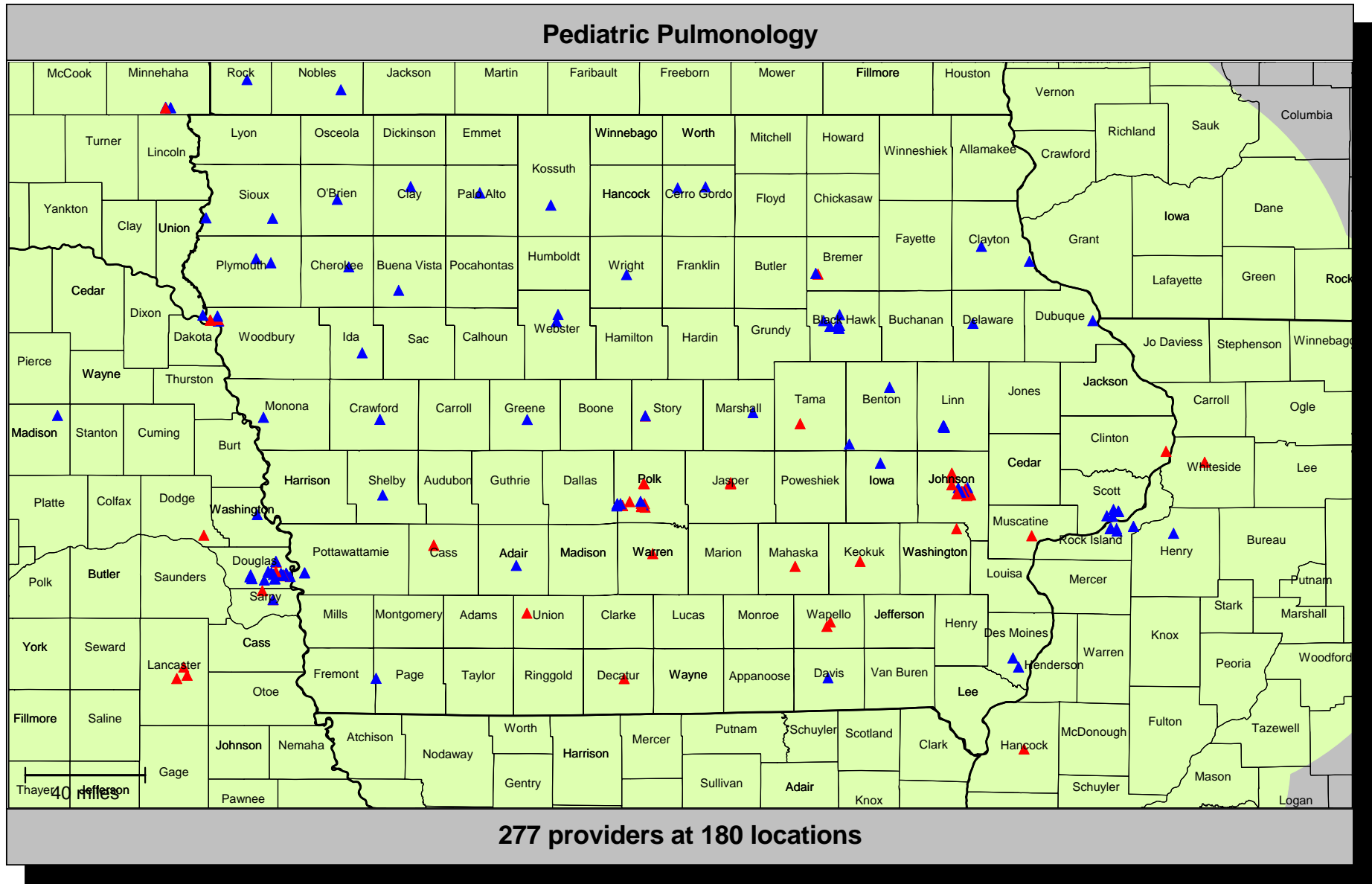
Accessibility summary

| Accessibility analysis specifications | |
|---------------------------------------|--|
| Provider group: | Pediatric Orthopedics 506 providers at 262 locations |
| Member group: | IA Children Members 70,187 members |
| Access standard: | 1 provider within 90 miles |
| All members: | 70,187 (100.0%) 100.0% with access 0.0% without access |

| Average distance to a choice of providers for all members | | | | | |
|--|-----|-----|-----|-----|------|
| Number of providers | 1 | 2 | 3 | 4 | 5 |
| Miles | 6.2 | 6.7 | 7.6 | 9.4 | 11.2 |

| Key geographic areas | | | | |
|----------------------|-------------------------|-------------|------------|--------------------------------|
| Region | Total number of members | All members | | |
| | | Percent w | Percent wo | Average distance to 1 provider |
| East | 26,138 | 100.0 | 0.0 | 6.4 |
| Central | 25,228 | 100.0 | 0.0 | 5.7 |
| West | 18,821 | 100.0 | 0.0 | 6.4 |

Provider locations



Accessibility summary

| Accessibility analysis specifications | |
|---------------------------------------|--|
| Provider group: | Pediatric Pulmonology 277 providers at 180 locations |
| Member group: | IA Children Members 70,187 members |
| Access standard: | 1 provider within 60 miles |
| All members: | 70,187 (100.0%) 100.0% with access 0.0% without access |

| Average distance to a choice of providers for all members | | | | | |
|--|-----|------|------|------|------|
| Number of providers | 1 | 2 | 3 | 4 | 5 |
| Miles | 8.7 | 10.3 | 13.2 | 14.4 | 15.6 |

| Key geographic areas | | | | |
|----------------------|-------------------------|-------------|------------|--------------------------------|
| Region | Total number of members | All members | | |
| | | Percent w | Percent wo | Average distance to 1 provider |
| East | 26,138 | 100.0 | 0.0 | 8.3 |
| Central | 25,228 | 100.0 | 0.0 | 8.2 |
| West | 18,821 | 100.0 | 0.0 | 10.0 |

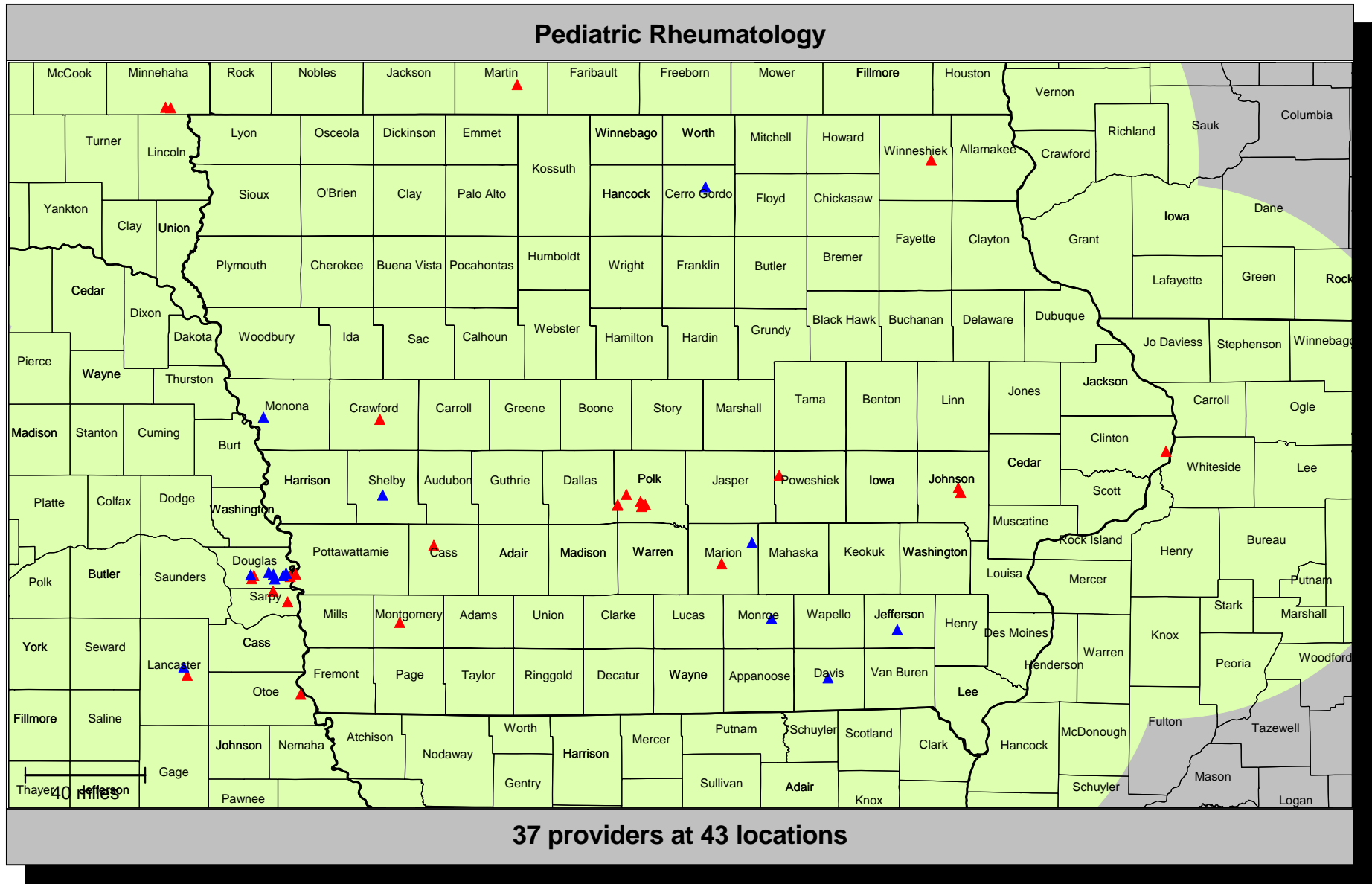
Accessibility summary

| Accessibility analysis specifications | |
|---------------------------------------|--|
| Provider group: | Pediatric Pulmonology 277 providers at 180 locations |
| Member group: | IA Children Members 70,187 members |
| Access standard: | 1 provider within 90 miles |
| All members: | 70,187 (100.0%) 100.0% with access 0.0% without access |

| Average distance to a choice of providers for all members | | | | | |
|--|-----|------|------|------|------|
| Number of providers | 1 | 2 | 3 | 4 | 5 |
| Miles | 8.7 | 10.3 | 13.2 | 14.4 | 15.6 |

| Key geographic areas | | | | |
|----------------------|-------------------------|-------------|------------|--------------------------------|
| Region | Total number of members | All members | | |
| | | Percent w | Percent wo | Average distance to 1 provider |
| East | 26,138 | 100.0 | 0.0 | 8.3 |
| Central | 25,228 | 100.0 | 0.0 | 8.2 |
| West | 18,821 | 100.0 | 0.0 | 10.0 |

Provider locations



Accessibility summary

| Accessibility analysis specifications | |
|---------------------------------------|---|
| Provider group: | Pediatric Rheumatology 37 providers at 43 locations |
| Member group: | IA Children Members 70,187 members |
| Access standard: | 1 provider within 60 miles |
| All members: | 70,187 (100.0%) 91.8% with access 8.2% without access |

| Average distance to a choice of providers for all members | | | | | |
|--|------|------|------|------|------|
| Number of providers | 1 | 2 | 3 | 4 | 5 |
| Miles | 27.9 | 35.3 | 45.1 | 53.7 | 57.3 |

| Key geographic areas | | | | |
|----------------------|-------------------------|-------------|------------|--------------------------------|
| Region | Total number of members | All members | | |
| | | Percent w | Percent wo | Average distance to 1 provider |
| East | 26,138 | 85.7 | 14.3 | 36.3 |
| Central | 25,228 | 100.0 | 0.0 | 13.9 |
| West | 18,821 | 89.2 | 10.8 | 35.1 |

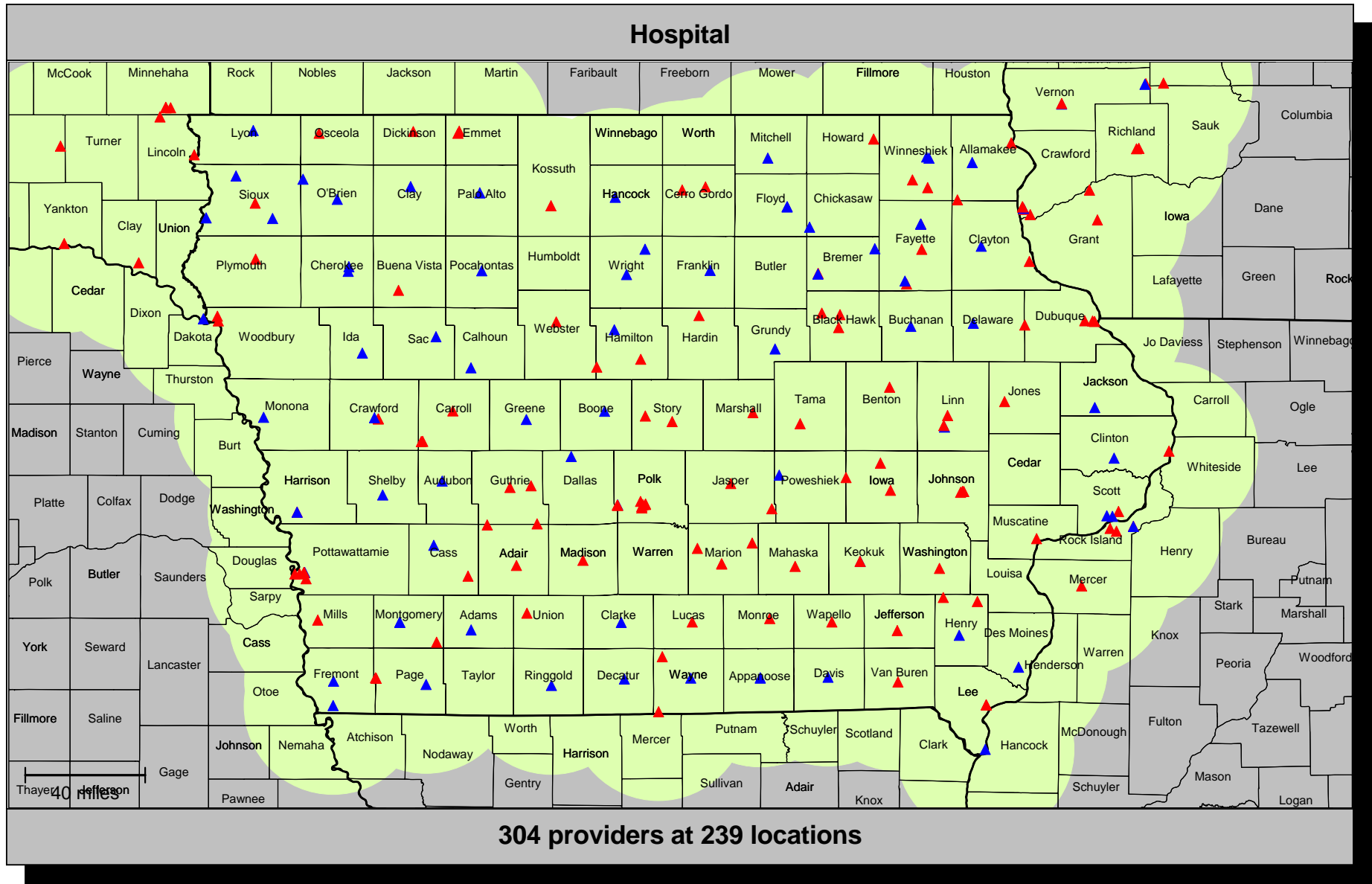
Accessibility summary

| Accessibility analysis specifications | |
|---------------------------------------|---|
| Provider group: | Pediatric Rheumatology 37 providers at 43 locations |
| Member group: | IA Children Members 70,187 members |
| Access standard: | 1 provider within 90 miles |
| All members: | 70,187 (100.0%) 100.0% with access 0.0% without access |

| Average distance to a choice of providers for all members | | | | | |
|--|------|------|------|------|------|
| Number of providers | 1 | 2 | 3 | 4 | 5 |
| Miles | 27.9 | 35.3 | 45.1 | 53.7 | 57.3 |

| Key geographic areas | | | | |
|----------------------|-------------------------|-------------|------------|--------------------------------|
| Region | Total number of members | All members | | |
| | | Percent w | Percent wo | Average distance to 1 provider |
| East | 26,138 | 100.0 | 0.0 | 36.3 |
| Central | 25,228 | 100.0 | 0.0 | 13.9 |
| West | 18,821 | 100.0 | 0.0 | 35.1 |

Provider locations



Accessibility summary

| Accessibility analysis specifications | |
|---------------------------------------|--|
| Provider group: | Hospital 304 providers at 239 locations |
| Member group: | IA Mems 156,470 members |
| Access standard: | 1 provider within 30 miles |
| All members: | 156,470 (100.0%) 99.9% with access 0.1% without access |

| Average distance to a choice of providers for all members | | | | | |
|--|-----|-----|------|------|------|
| Number of providers | 1 | 2 | 3 | 4 | 5 |
| Miles | 4.9 | 8.6 | 11.9 | 14.8 | 18.8 |

| Key geographic areas | | | | |
|----------------------|-------------------------|-------------|------------|--------------------------------|
| Region | Total number of members | All members | | |
| | | Percent w | Percent wo | Average distance to 1 provider |
| East | 60,144 | 99.9 | 0.1 | 4.5 |
| Central | 56,448 | 100.0 | 0.0 | 5.1 |
| West | 39,878 | 99.9 | 0.1 | 5.5 |

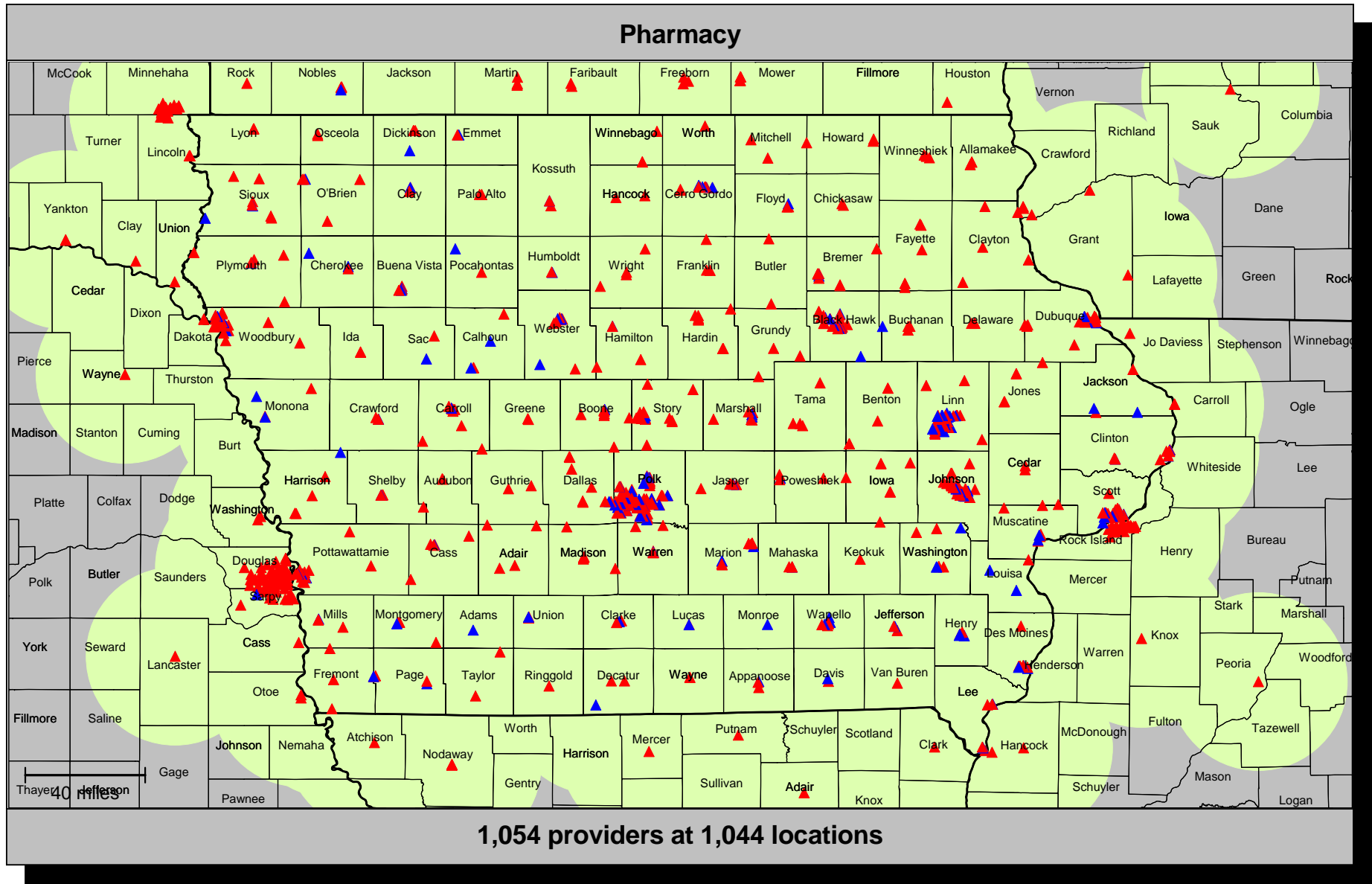
Accessibility summary

| Accessibility analysis specifications | |
|---------------------------------------|--|
| Provider group: | Hospital 304 providers at 239 locations |
| Member group: | IA Mems 156,470 members |
| Access standard: | 1 provider within 30 miles |
| All members: | 156,470 (100.0%) 99.9% with access 0.1% without access |

| Average distance to a choice of providers for all members | | | | | |
|--|-----|-----|------|------|------|
| Number of providers | 1 | 2 | 3 | 4 | 5 |
| Miles | 4.9 | 8.6 | 11.9 | 14.8 | 18.8 |

| Key geographic areas | | | | |
|----------------------|-------------------------|-------------|------------|--------------------------------|
| Region | Total number of members | All members | | |
| | | Percent w | Percent wo | Average distance to 1 provider |
| East | 60,144 | 99.9 | 0.1 | 4.5 |
| Central | 56,448 | 100.0 | 0.0 | 5.1 |
| West | 39,878 | 99.9 | 0.1 | 5.5 |

Provider locations



Accessibility summary

| Accessibility analysis specifications | |
|---------------------------------------|---|
| Provider group: | Pharmacy 1,054 providers at 1,044 locations |
| Member group: | IA Mems 156,470 members |
| Access standard: | 2 providers within 30 miles |
| All members: | 156,470 (100.0%) 100.0% with access 0.0% without access |

| Average distance to a choice of providers for all members | | | | | |
|--|-----|-----|-----|-----|-----|
| Number of providers | 1 | 2 | 3 | 4 | 5 |
| Miles | 2.4 | 3.5 | 4.6 | 5.7 | 7.0 |

| Key geographic areas | | | | |
|----------------------|-------------------------|-------------|------------|---------------------------------|
| Region | Total number of members | All members | | |
| | | Percent w | Percent wo | Average distance to 2 providers |
| East | 60,144 | 100.0 | 0.0 | 3.0 |
| Central | 56,448 | 100.0 | 0.0 | 3.2 |
| West | 39,878 | 100.0 | 0.0 | 4.7 |

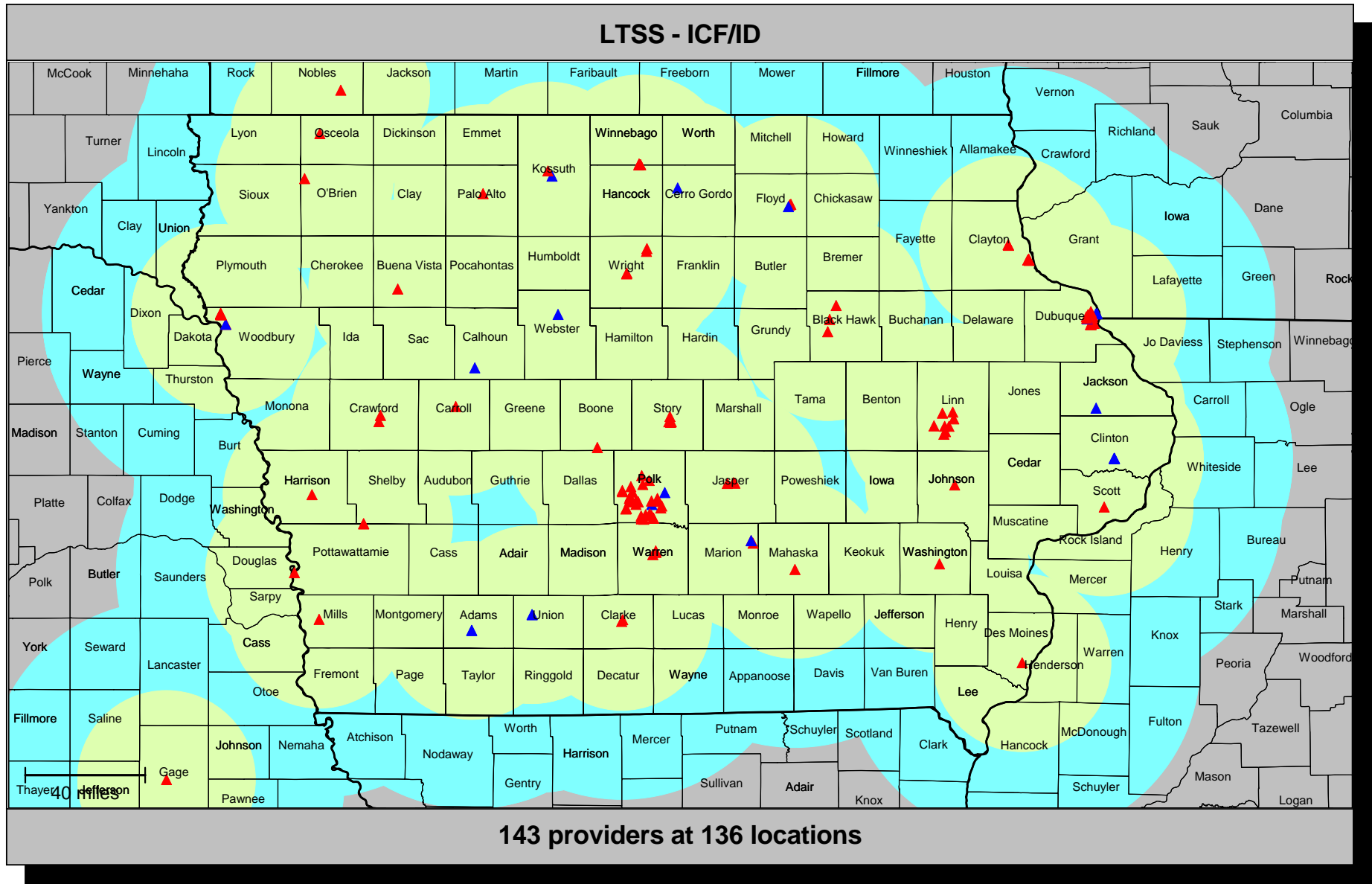
Accessibility summary

| Accessibility analysis specifications | |
|---------------------------------------|---|
| Provider group: | Pharmacy 1,054 providers at 1,044 locations |
| Member group: | IA Mems 156,470 members |
| Access standard: | 2 providers within 30 miles |
| All members: | 156,470 (100.0%) 100.0% with access 0.0% without access |

| Average distance to a choice of providers for all members | | | | | |
|--|-----|-----|-----|-----|-----|
| Number of providers | 1 | 2 | 3 | 4 | 5 |
| Miles | 2.4 | 3.5 | 4.6 | 5.7 | 7.0 |

| Key geographic areas | | | | |
|----------------------|-------------------------|-------------|------------|---------------------------------|
| Region | Total number of members | All members | | |
| | | Percent w | Percent wo | Average distance to 2 providers |
| East | 60,144 | 100.0 | 0.0 | 3.0 |
| Central | 56,448 | 100.0 | 0.0 | 3.2 |
| West | 39,878 | 100.0 | 0.0 | 4.7 |

Provider locations



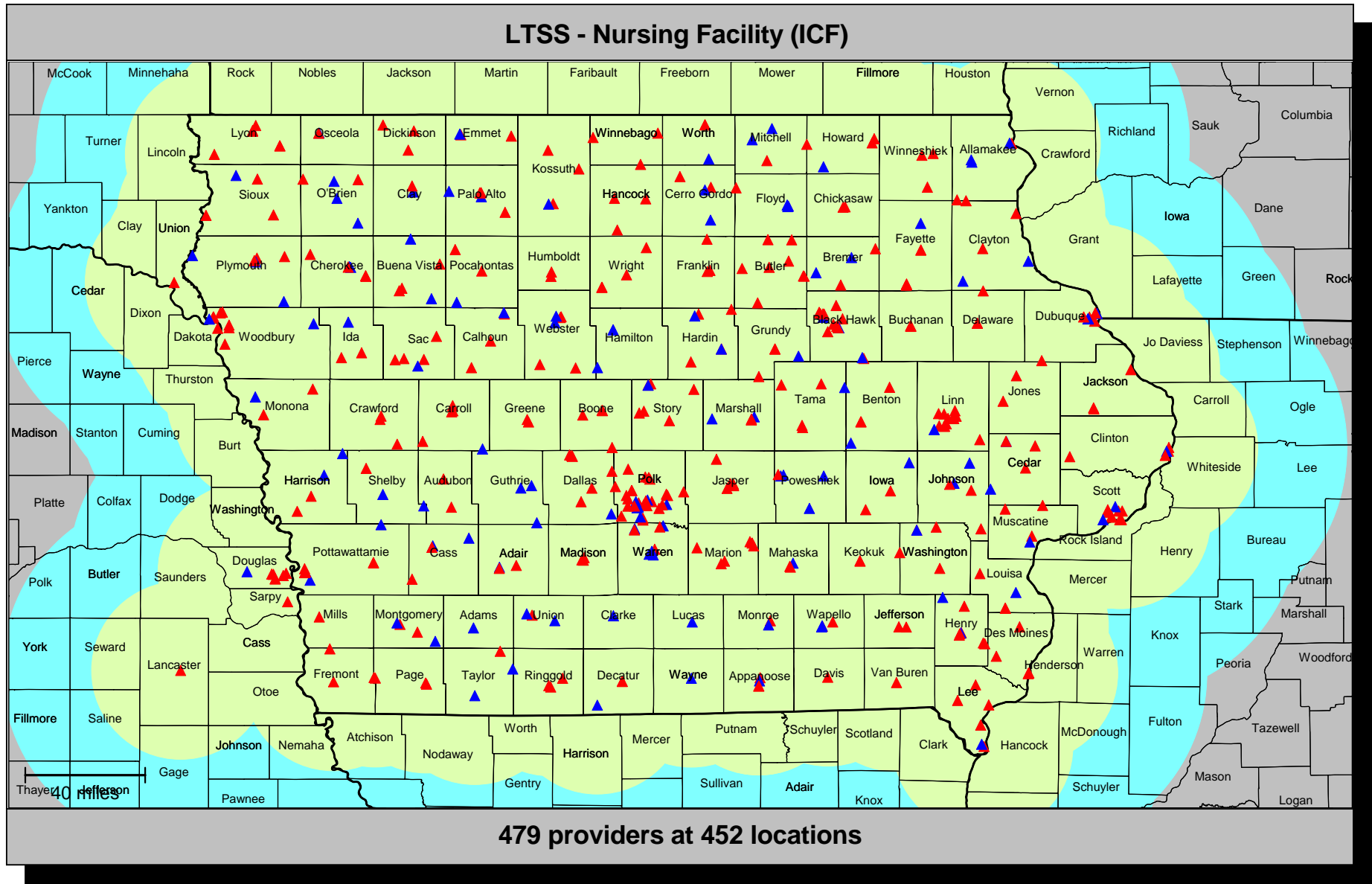
Accessibility summary

| Accessibility analysis specifications | |
|---------------------------------------|--|
| Provider group: | LTSS - ICF/ID 143 providers at 136 locations |
| Member group: | ICF/ID Residents 427 members |
| Access standard: | Urban :1 Provider within 30.0 miles Suburban:1 Provider within 60.0 miles Rural: 1 Provider within 60.0 miles |
| All members: | Urban: 32 (100.0%) with access (100.0%), without access (0.0%) Suburban: 93 (100.0%) with access (100.0%), without access (0.0%) Rural: 302 (100.0%) with access (100.0%), without access (0.0%) |

| Average distance to a choice of providers for all members | | | | | |
|--|-----|-----|------|------|------|
| Number of providers | 1 | 2 | 3 | 4 | 5 |
| Urban | 2.1 | 2.6 | 3.2 | 3.4 | 4.2 |
| Suburban | 0.7 | 6.3 | 7.1 | 8.1 | 8.4 |
| Rural | 2.4 | 5.9 | 10.2 | 17.2 | 22.5 |

| Key geographic areas | | | | |
|----------------------|-------------------------|-------------|-----|--------------------------------|
| Region | Total number of members | All members | | |
| | | Percent w | wo | Average distance to 1 provider |
| West | 160 | 100.0 | 0.0 | 2.3 |
| Central | 142 | 100.0 | 0.0 | 2.2 |
| East | 125 | 100.0 | 0.0 | 1.3 |

Provider locations



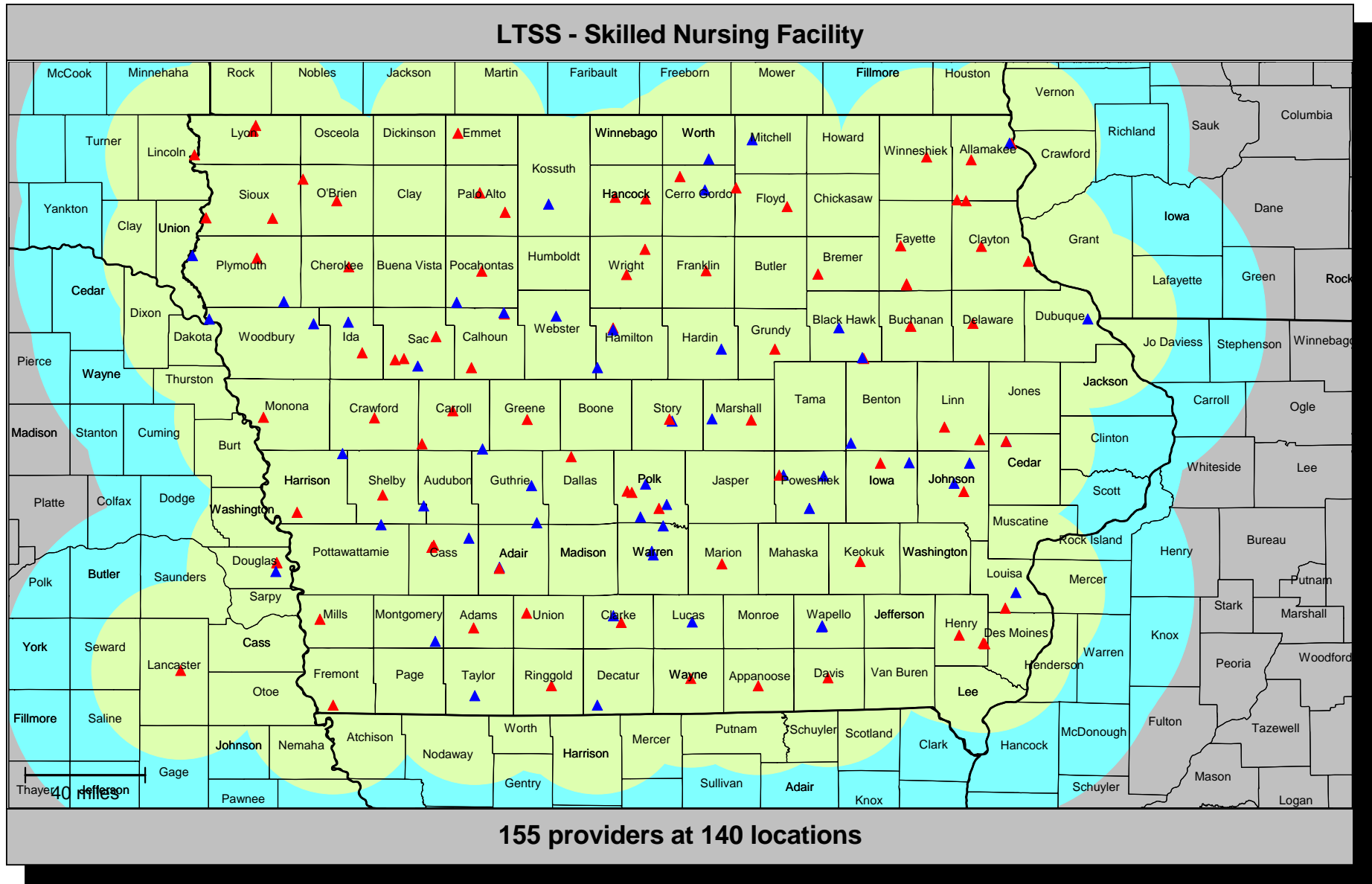
Accessibility summary

| Accessibility analysis specifications | |
|---------------------------------------|---|
| Provider group: | LTSS - Nursing Facility (ICF) 479 providers at 452 locations |
| Member group: | Nursing Facility / ICF Residents 3,210 members |
| Access standard: | Urban :1 Provider within 30.0 miles Suburban:1 Provider within 60.0 miles Rural: 1 Provider within 60.0 miles |
| All members: | Urban: 165 (100.0%) with access (100.0%), without access (0.0%) Suburban: 445 (100.0%) with access (100.0%), without access (0.0%) Rural: 2,600 (100.0%) with access (99.9%), without access (0.1%) |

| Average distance to a choice of providers for all members | | | | | |
|--|-----|-----|-----|------|------|
| Number of providers | 1 | 2 | 3 | 4 | 5 |
| Urban | 0.6 | 1.1 | 1.9 | 2.2 | 3.1 |
| Suburban | 1.3 | 2.1 | 2.6 | 3.3 | 4.1 |
| Rural | 3.4 | 6.0 | 9.0 | 11.9 | 13.9 |

| Key geographic areas | | | | |
|----------------------|-------------------------|-------------|------------|--------------------------------|
| Region | Total number of members | All members | | |
| | | Percent w | Percent wo | Average distance to 1 provider |
| Central | 1,181 | 99.9 | 0.1 | 2.7 |
| East | 1,118 | 99.9 | 0.1 | 3.0 |
| West | 911 | 99.9 | 0.1 | 3.4 |

Provider locations



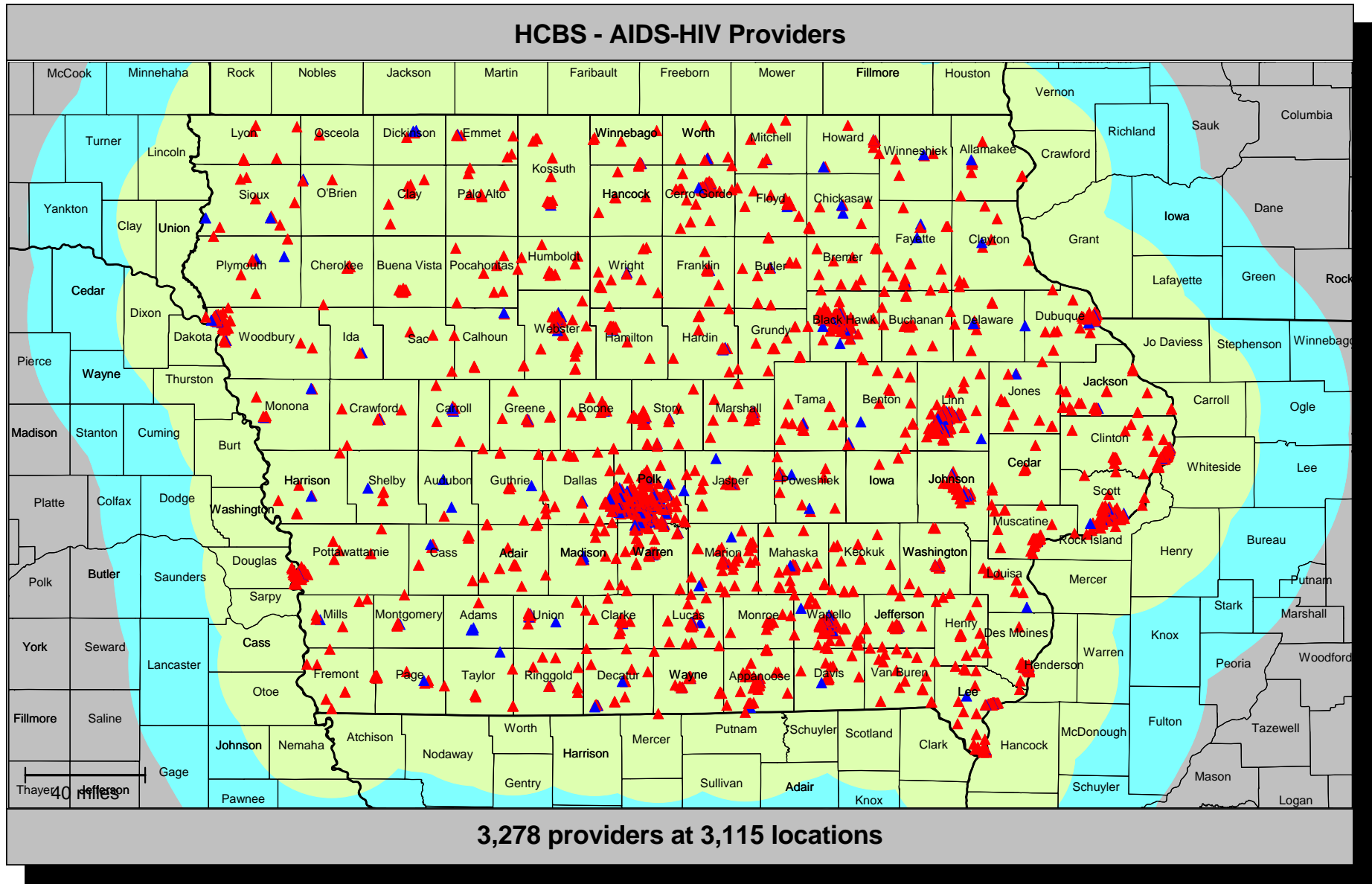
Accessibility summary

| Accessibility analysis specifications | |
|---------------------------------------|---|
| Provider group: | LTSS - Skilled Nursing Facility 155 providers at 140 locations |
| Member group: | Skilled Nursing Facility Residents 34 members |
| Access standard: | Urban :1 Provider within 30.0 miles Suburban:1 Provider within 60.0 miles Rural: 1 Provider within 60.0 miles |
| All members: | Urban: 2 (100.0%) with access (50.0%), without access (50.0%) Suburban: 3 (100.0%) with access (100.0%), without access (0.0%) Rural: 29 (100.0%) with access (100.0%), without access (0.0%) |

| Average distance to a choice of providers for all members | | | | | |
|--|------|------|------|------|------|
| Number of providers | 1 | 2 | 3 | 4 | 5 |
| Urban | 26.8 | 26.9 | 29.5 | 30.8 | 31.7 |
| Suburban | 17.0 | 17.0 | 28.2 | 32.4 | 38.6 |
| Rural | 6.5 | 14.0 | 18.2 | 19.9 | 24.0 |

| Key geographic areas | | | | |
|----------------------|-------------------------|-------------|------------|--------------------------------|
| Region | Total number of members | All members | | |
| | | Percent w | Percent wo | Average distance to 1 provider |
| Central | 17 | 100.0 | 0.0 | 3.5 |
| East | 9 | 88.9 | 11.1 | 21.6 |
| West | 8 | 100.0 | 0.0 | 4.7 |

Provider locations



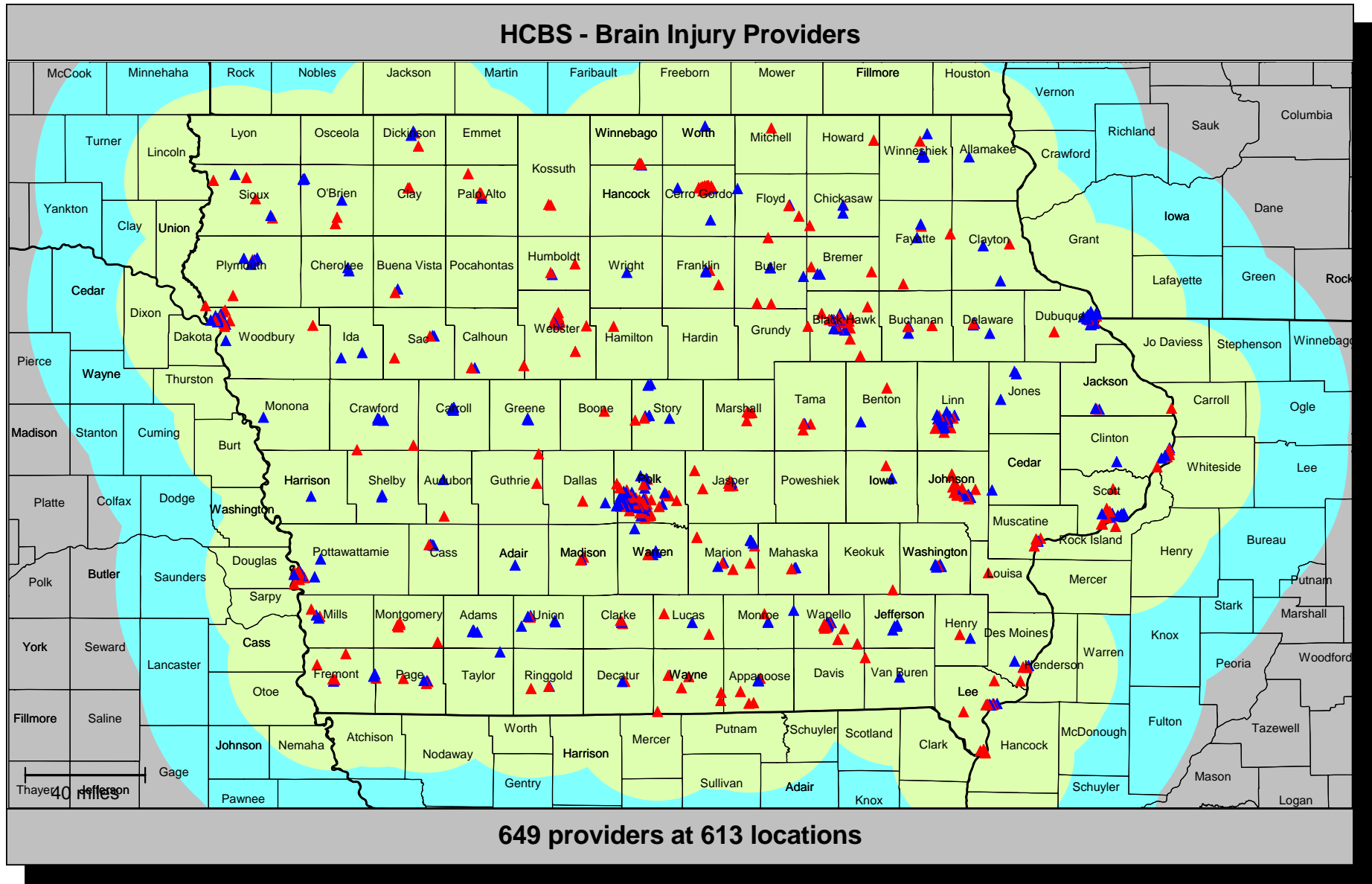
Accessibility summary

| Accessibility analysis specifications | |
|---------------------------------------|--|
| Provider group: | HCBS - AIDS-HIV Providers 3,278 providers at 3,115 locations |
| Member group: | LTSS AIDS-HIV Mems 5 members |
| Access standard: | Urban :1 Provider within 30.0 miles Suburban:1 Provider within 60.0 miles Rural: 1 Provider within 60.0 miles |
| All members: | Urban: 0 (0.0%) Suburban: 3 (100.0%) with access (100.0%), without access (0.0%) Rural: 2 (100.0%) with access (100.0%), without access (0.0%) |

| Average distance to a choice of providers for all members | | | | | |
|--|-----|-----|-----|-----|------|
| Number of providers | 1 | 2 | 3 | 4 | 5 |
| Urban | --- | --- | --- | --- | --- |
| Suburban | 0.2 | 0.5 | 0.5 | 1.0 | 1.6 |
| Rural | 2.6 | 6.3 | 8.4 | 9.6 | 10.2 |

| Key geographic areas | | | | |
|----------------------|-------------------------|-------------|------------|--------------------------------|
| Region | Total number of members | All members | | |
| | | Percent w | Percent wo | Average distance to 1 provider |
| Central | 2 | 100.0 | 0.0 | 0.2 |
| West | 2 | 100.0 | 0.0 | 2.4 |
| East | 1 | 100.0 | 0.0 | 0.3 |

Provider locations



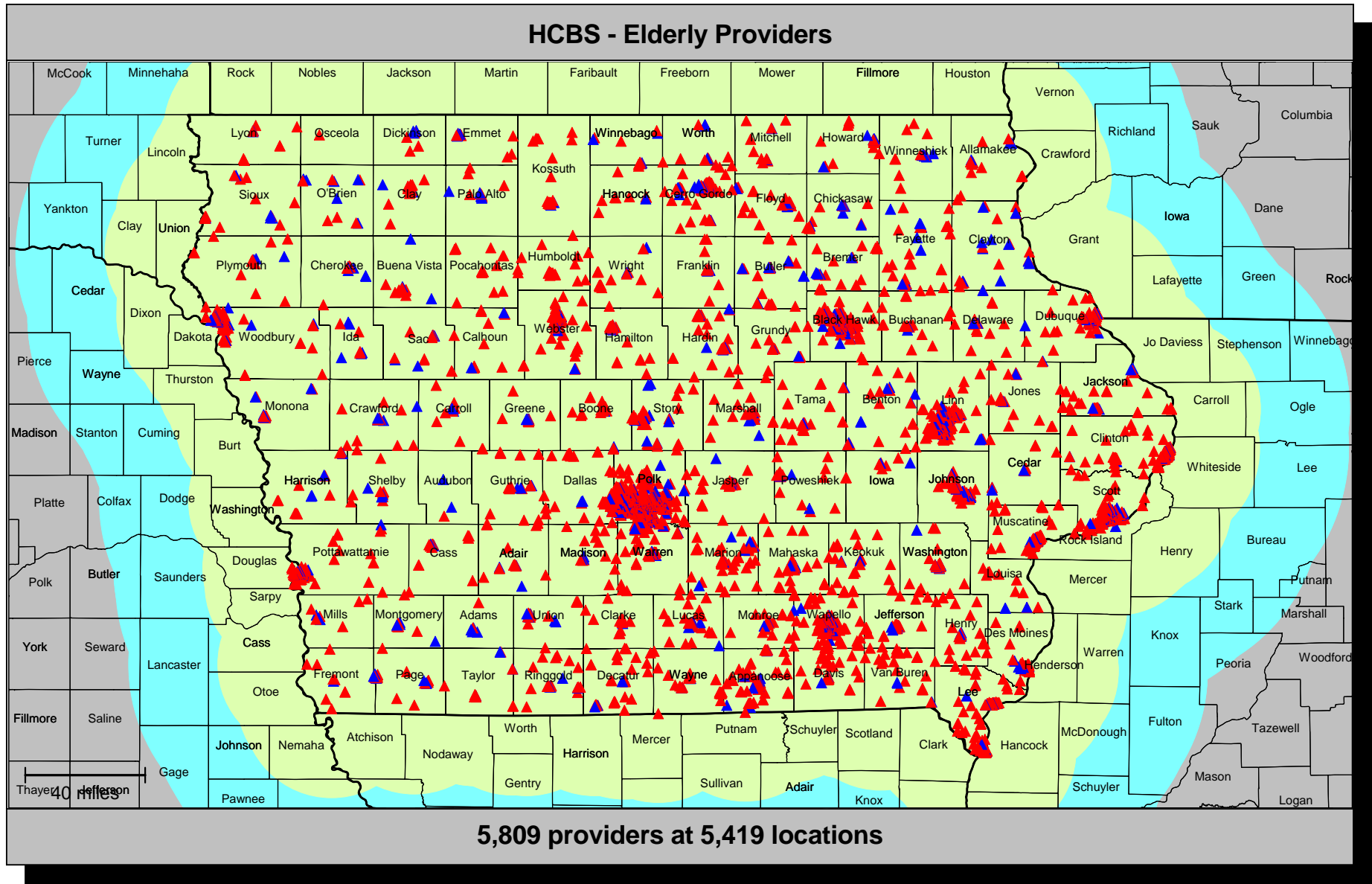
Accessibility summary

| Accessibility analysis specifications | |
|---------------------------------------|---|
| Provider group: | HCBS - Brain Injury Providers 649 providers at 613 locations |
| Member group: | LTSS Brain Injury Mems 237 members |
| Access standard: | Urban :1 Provider within 30.0 miles Suburban:1 Provider within 60.0 miles Rural: 1 Provider within 60.0 miles |
| All members: | Urban: 13 (100.0%) with access (100.0%), without access (0.0%) Suburban: 51 (100.0%) with access (100.0%), without access (0.0%) Rural: 173 (100.0%) with access (99.4%), without access (0.6%) |

| Average distance to a choice of providers for all members | | | | | |
|--|-----|-----|------|------|------|
| Number of providers | 1 | 2 | 3 | 4 | 5 |
| Urban | 0.8 | 0.9 | 1.1 | 1.3 | 1.6 |
| Suburban | 0.9 | 1.2 | 1.6 | 1.8 | 2.1 |
| Rural | 8.2 | 9.4 | 10.4 | 11.0 | 11.6 |

| Key geographic areas | | | | |
|----------------------|-------------------------|-------------|------------|--------------------------------|
| Region | Total number of members | All members | | |
| | | Percent w | Percent wo | Average distance to 1 provider |
| East | 88 | 100.0 | 0.0 | 2.4 |
| Central | 87 | 100.0 | 0.0 | 3.3 |
| West | 62 | 98.4 | 1.6 | 15.6 |

Provider locations



- ▲ Single provider locations
- ▲ Multiple provider locations

- 30 mile radius
- 60 mile radius

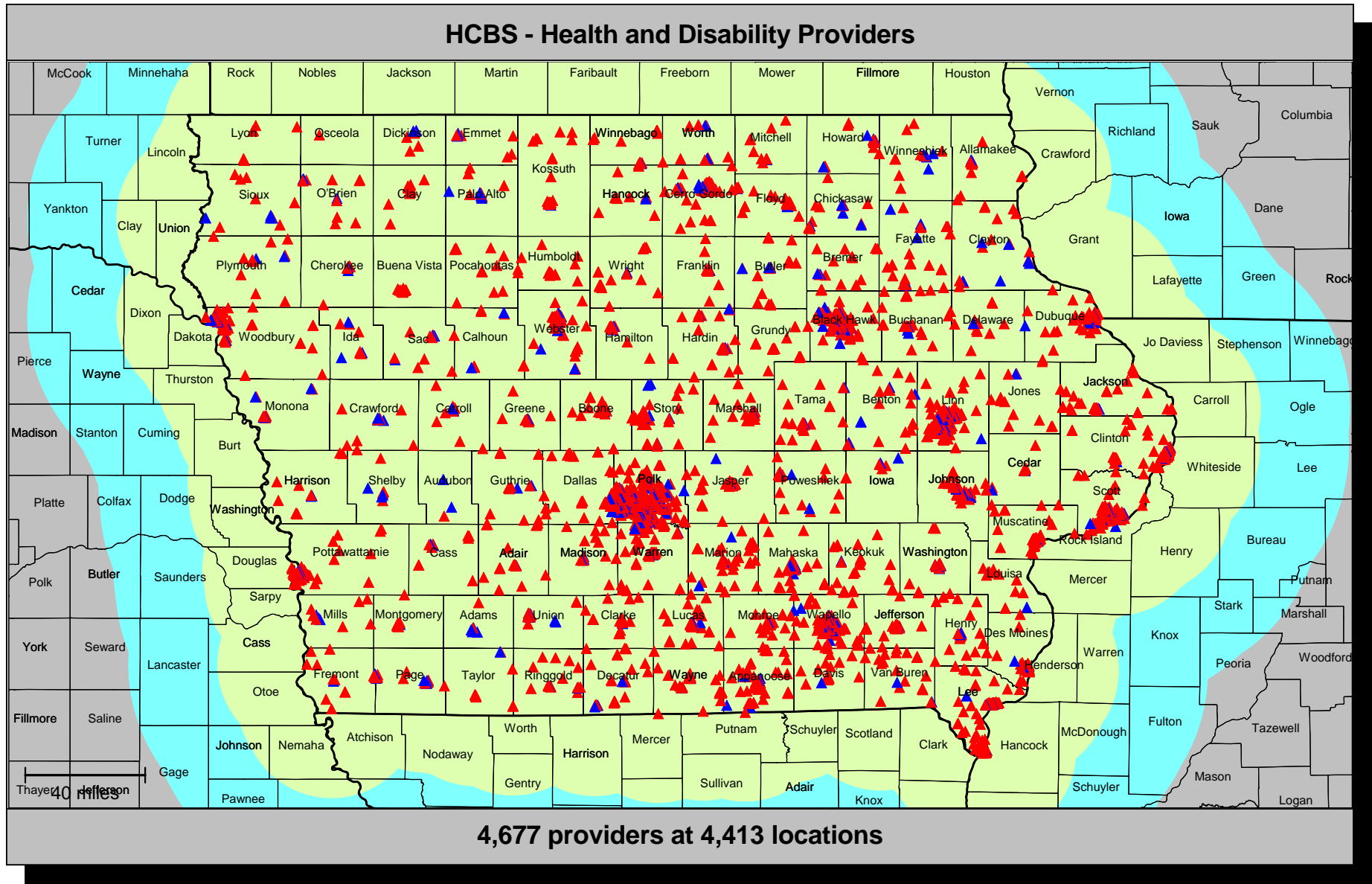
Accessibility summary

| Accessibility analysis specifications | |
|---------------------------------------|--|
| Provider group: | HCBS - Elderly Providers 5,809 providers at 5,419 locations |
| Member group: | LTSS Elderly Mems 1,983 members |
| Access standard: | Urban :1 Provider within 30.0 miles Suburban:1 Provider within 60.0 miles Rural: 1 Provider within 60.0 miles |
| All members: | Urban: 172 (100.0%) with access (99.4%), without access (0.6%) Suburban: 396 (100.0%) with access (100.0%), without access (0.0%) Rural: 1,415 (100.0%) with access (99.7%), without access (0.3%) |

| Average distance to a choice of providers for all members | | | | | |
|--|-----|-----|-----|-----|-----|
| Number of providers | 1 | 2 | 3 | 4 | 5 |
| Urban | 6.7 | 6.8 | 6.9 | 6.9 | 7.0 |
| Suburban | 0.2 | 0.3 | 0.4 | 0.5 | 0.6 |
| Rural | 2.8 | 3.3 | 3.8 | 4.1 | 4.5 |

| Key geographic areas | | | | |
|----------------------|-------------------------|-------------|------------|--------------------------------|
| Region | Total number of members | All members | | |
| | | Percent w | Percent wo | Average distance to 1 provider |
| Central | 768 | 99.7 | 0.3 | 2.5 |
| East | 747 | 99.7 | 0.3 | 2.7 |
| West | 468 | 99.8 | 0.2 | 2.6 |

Provider locations



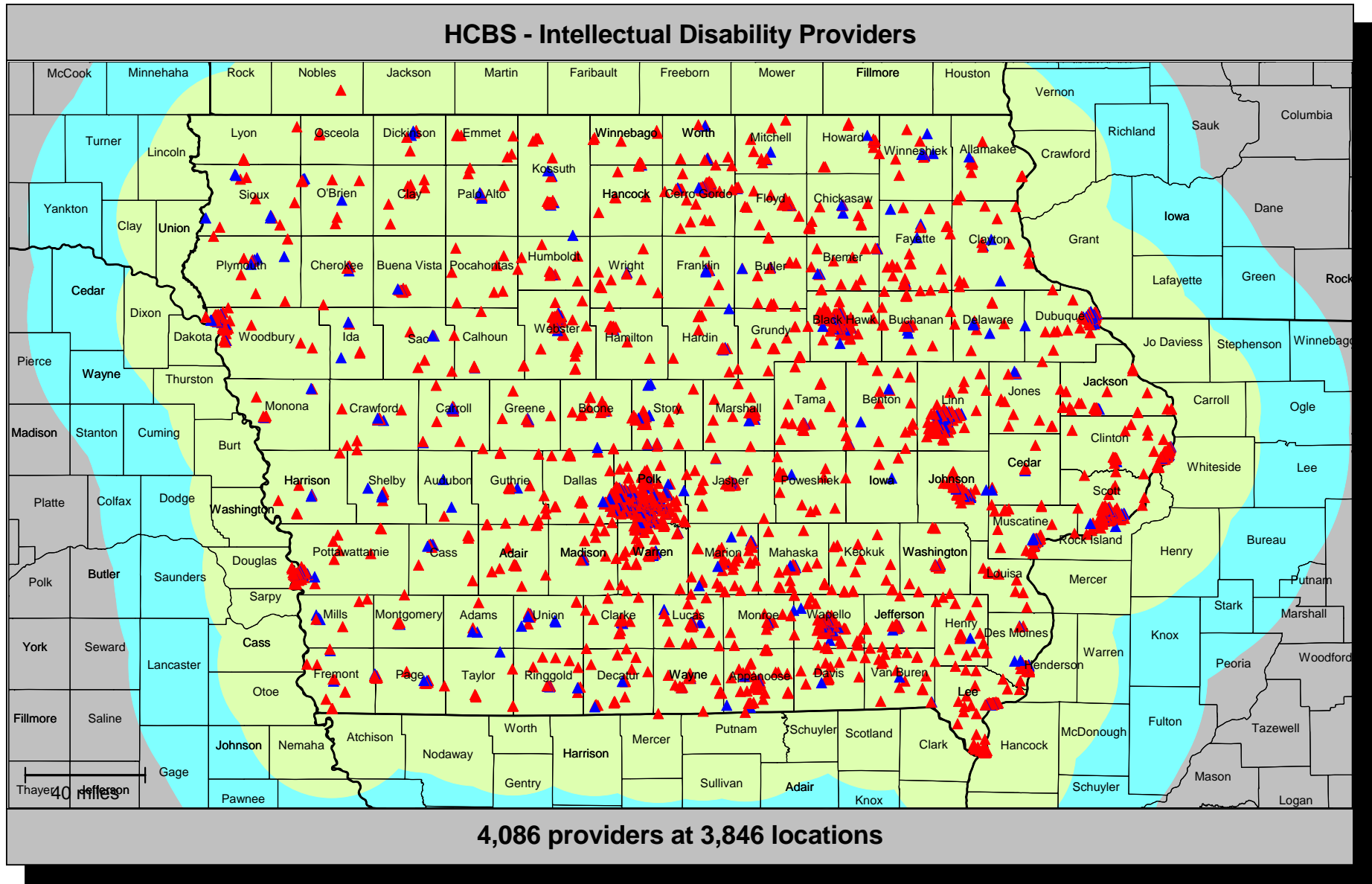
Accessibility summary

| Accessibility analysis specifications | |
|---------------------------------------|--|
| Provider group: | HCBS - Health and Disability Providers 4,677 providers at 4,413 locations |
| Member group: | LTSS Health Disability Mems 451 members |
| Access standard: | Urban :1 Provider within 30.0 miles Suburban:1 Provider within 60.0 miles Rural: 1 Provider within 60.0 miles |
| All members: | Urban: 25 (100.0%) with access (100.0%), without access (0.0%) Suburban: 82 (100.0%) with access (100.0%), without access (0.0%) Rural: 344 (100.0%) with access (100.0%), without access (0.0%) |

| Average distance to a choice of providers for all members | | | | | |
|--|-----|-----|-----|-----|-----|
| Number of providers | 1 | 2 | 3 | 4 | 5 |
| Urban | 0.1 | 0.2 | 0.3 | 0.4 | 0.4 |
| Suburban | 0.3 | 0.5 | 0.6 | 0.7 | 0.8 |
| Rural | 1.4 | 2.3 | 3.0 | 3.6 | 4.0 |

| Key geographic areas | | | | |
|----------------------|-------------------------|-------------|------------|--------------------------------|
| Region | Total number of members | All members | | |
| | | Percent w | Percent wo | Average distance to 1 provider |
| East | 184 | 100.0 | 0.0 | 1.2 |
| Central | 167 | 100.0 | 0.0 | 0.6 |
| West | 100 | 100.0 | 0.0 | 1.9 |

Provider locations



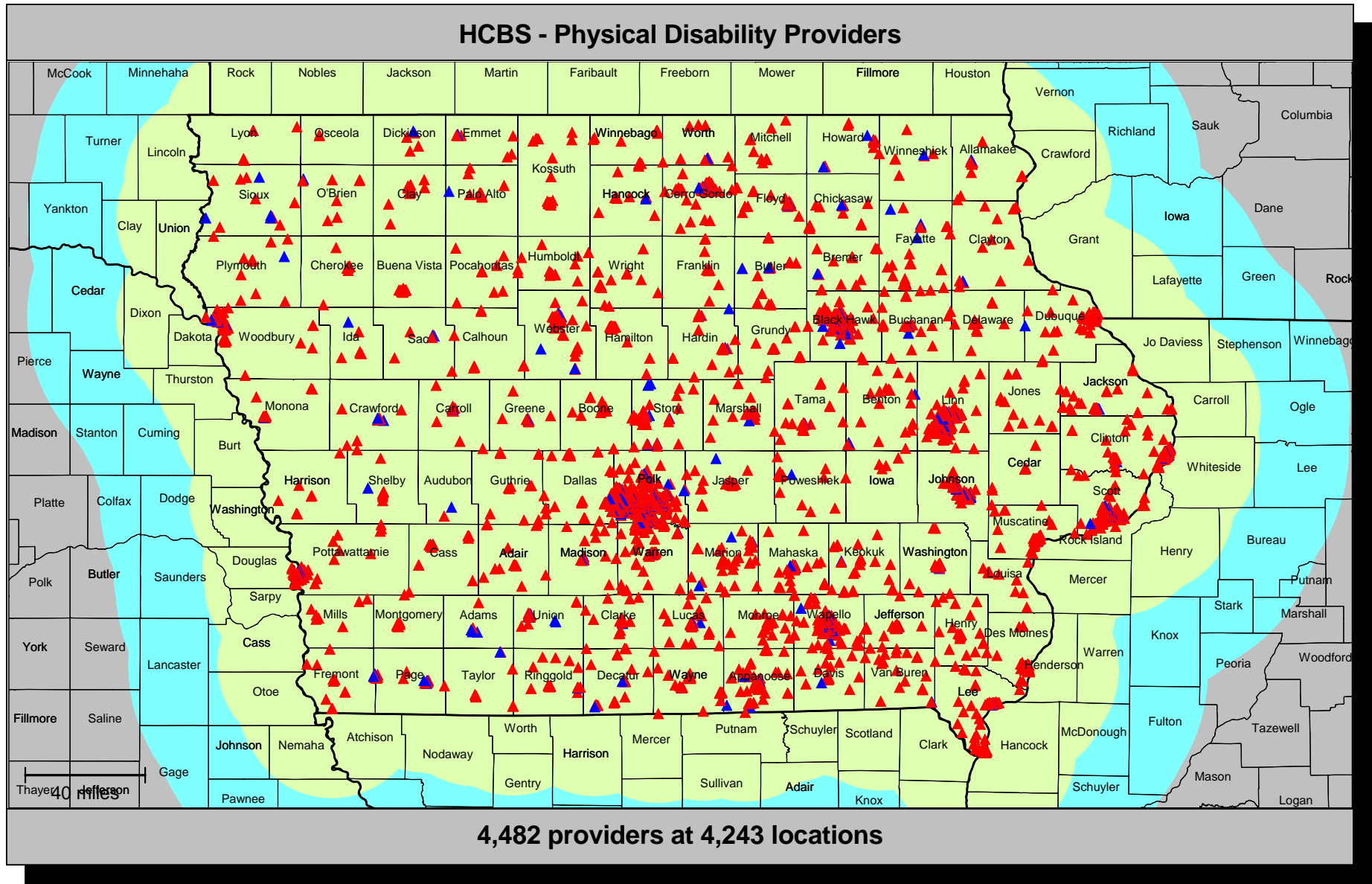
Accessibility summary

| Accessibility analysis specifications | |
|---------------------------------------|--|
| Provider group: | HCBS - Intellectual Disability Providers 4,086 providers at 3,846 locations |
| Member group: | Intellectual Disability 2,404 members |
| Access standard: | Urban :1 Provider within 30.0 miles Suburban:1 Provider within 60.0 miles Rural: 1 Provider within 60.0 miles |
| All members: | Urban: 145 (100.0%) with access (100.0%), without access (0.0%) Suburban: 448 (100.0%) with access (100.0%), without access (0.0%) Rural: 1,811 (100.0%) with access (100.0%), without access (0.0%) |

| Average distance to a choice of providers for all members | | | | | |
|--|-----|-----|-----|-----|-----|
| Number of providers | 1 | 2 | 3 | 4 | 5 |
| Urban | 0.1 | 0.2 | 0.3 | 0.3 | 0.4 |
| Suburban | 0.4 | 0.5 | 0.7 | 0.7 | 0.8 |
| Rural | 1.5 | 2.1 | 2.6 | 3.0 | 3.4 |

| Key geographic areas | | | | |
|----------------------|-------------------------|-------------|------------|--------------------------------|
| Region | Total number of members | All members | | |
| | | Percent w | Percent wo | Average distance to 1 provider |
| Central | 875 | 100.0 | 0.0 | 0.9 |
| East | 778 | 100.0 | 0.0 | 1.0 |
| West | 751 | 100.0 | 0.0 | 1.7 |

Provider locations



- ▲ Single provider locations
- ▲ Multiple provider locations

- 30 mile radius
- 60 mile radius

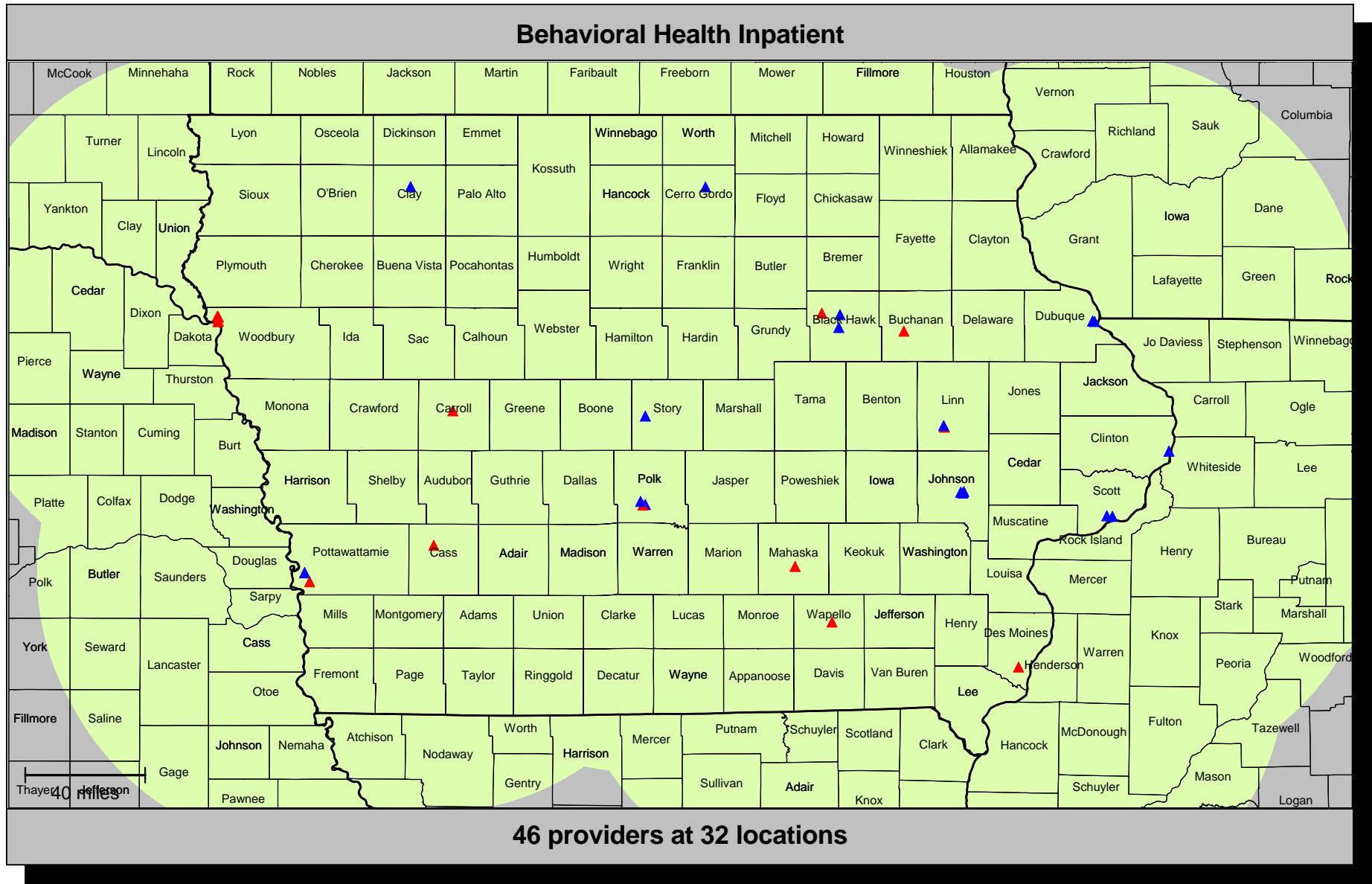
Accessibility summary

| Accessibility analysis specifications | |
|---------------------------------------|--|
| Provider group: | HCBS - Physical Disability Providers 4,482 providers at 4,243 locations |
| Member group: | LTSS Physical Disability Mems 205 members |
| Access standard: | Urban :1 Provider within 30.0 miles Suburban:1 Provider within 60.0 miles Rural: 1 Provider within 60.0 miles |
| All members: | Urban: 32 (100.0%) with access (100.0%), without access (0.0%) Suburban: 44 (100.0%) with access (100.0%), without access (0.0%) Rural: 129 (100.0%) with access (100.0%), without access (0.0%) |

| Average distance to a choice of providers for all members | | | | | |
|--|-----|-----|-----|-----|-----|
| Number of providers | 1 | 2 | 3 | 4 | 5 |
| Urban | 0.1 | 0.2 | 0.3 | 0.3 | 0.4 |
| Suburban | 0.1 | 0.3 | 0.4 | 0.5 | 0.6 |
| Rural | 0.6 | 1.1 | 1.6 | 2.0 | 2.4 |

| Key geographic areas | | | | |
|----------------------|-------------------------|-------------|------------|--------------------------------|
| Region | Total number of members | All members | | |
| | | Percent w | Percent wo | Average distance to 1 provider |
| Central | 90 | 100.0 | 0.0 | 0.3 |
| East | 74 | 100.0 | 0.0 | 0.4 |
| West | 41 | 100.0 | 0.0 | 0.9 |

Provider locations



Accessibility summary

| Accessibility analysis specifications | |
|---------------------------------------|--|
| Provider group: | Behavioral Health Inpatient 46 providers at 32 locations |
| Member group: | Behavioral Health Habilitation Members 9,831 members |
| Access standard: | 1 provider within 60 miles |
| All members: | 9,831 (100.0%) 98.2% with access 1.8% without access |

| Average distance to a choice of providers for all members | | | | | |
|--|------|------|------|------|------|
| Number of providers | 1 | 2 | 3 | 4 | 5 |
| Miles | 16.3 | 21.3 | 27.2 | 30.0 | 36.0 |

| Key geographic areas | | | | |
|----------------------|-------------------------|-------------|------------|--------------------------------|
| Region | Total number of members | All members | | |
| | | Percent w | Percent wo | Average distance to 1 provider |
| East | 3,996 | 97.7 | 2.3 | 11.8 |
| Central | 3,326 | 99.6 | 0.4 | 14.7 |
| West | 2,509 | 97.1 | 2.9 | 25.6 |

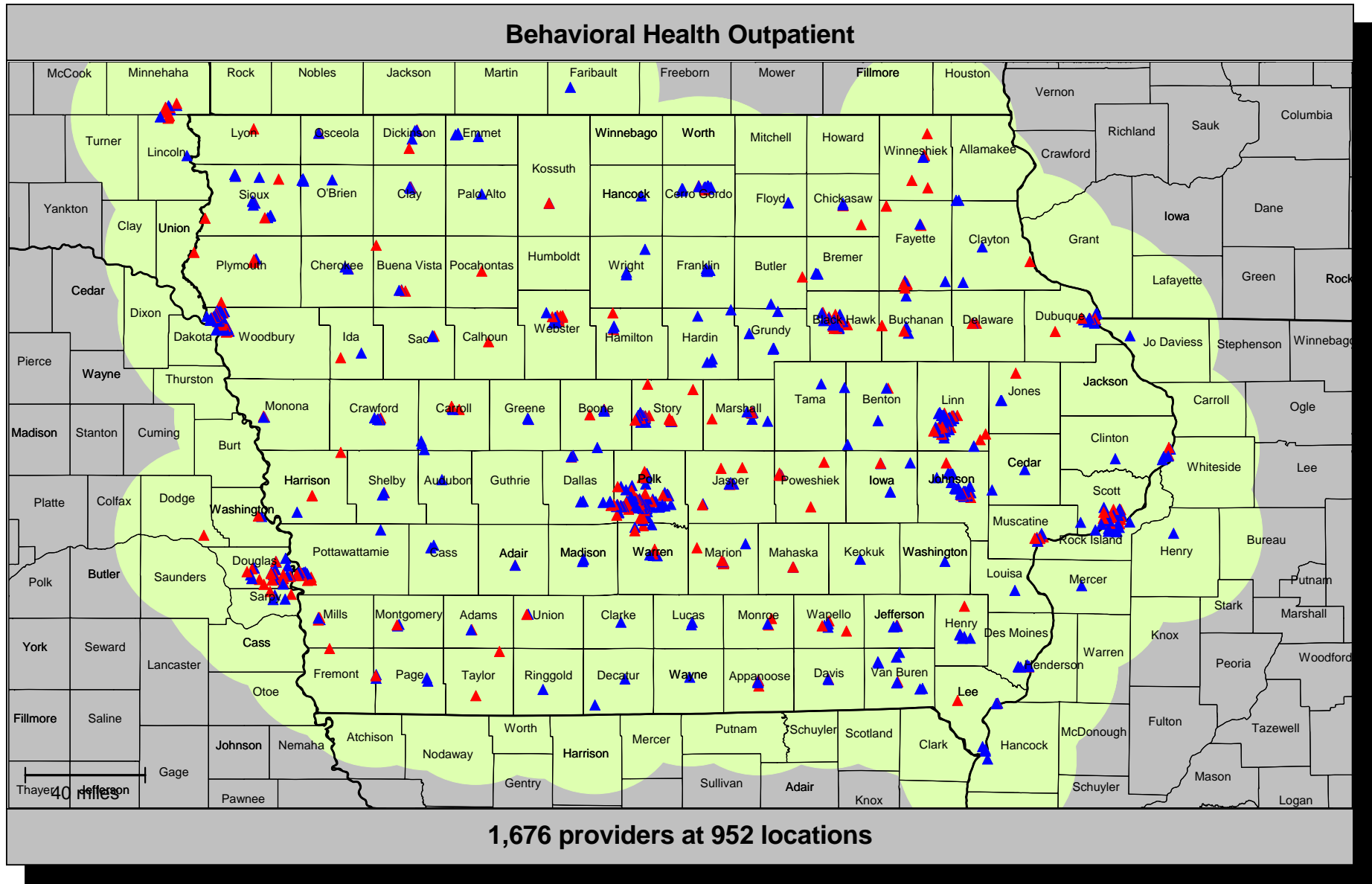
Accessibility summary

| Accessibility analysis specifications | |
|---------------------------------------|--|
| Provider group: | Behavioral Health Inpatient 46 providers at 32 locations |
| Member group: | Behavioral Health Habilitation Members 9,831 members |
| Access standard: | 1 provider within 90 miles |
| All members: | 9,831 (100.0%) 99.9% with access 0.1% without access |

| Average distance to a choice of providers for all members | | | | | |
|--|------|------|------|------|------|
| Number of providers | 1 | 2 | 3 | 4 | 5 |
| Miles | 16.3 | 21.3 | 27.2 | 30.0 | 36.0 |

| Key geographic areas | | | | |
|----------------------|-------------------------|-------------|------------|--------------------------------|
| Region | Total number of members | All members | | |
| | | Percent w | Percent wo | Average distance to 1 provider |
| East | 3,996 | 99.9 | 0.1 | 11.8 |
| Central | 3,326 | 99.9 | 0.1 | 14.7 |
| West | 2,509 | 99.9 | 0.1 | 25.6 |

Provider locations



Accessibility summary

| Accessibility analysis specifications | |
|---------------------------------------|---|
| Provider group: | Behavioral Health Outpatient 1,676 providers at 952 locations |
| Member group: | Behavioral Health Habilitation Members 9,831 members |
| Access standard: | 1 provider within 60 miles |
| All members: | 9,831 (100.0%) 99.9% with access 0.1% without access |

| Average distance to a choice of providers for all members | | | | | |
|--|-----|-----|-----|-----|-----|
| Number of providers | 1 | 2 | 3 | 4 | 5 |
| Miles | 3.4 | 3.9 | 4.3 | 4.8 | 5.4 |

| Key geographic areas | | | | |
|----------------------|-------------------------|-------------|------------|--------------------------------|
| Region | Total number of members | All members | | |
| | | Percent w | Percent wo | Average distance to 1 provider |
| East | 3,996 | 99.9 | 0.1 | 3.4 |
| Central | 3,326 | 99.9 | 0.1 | 2.8 |
| West | 2,509 | 99.9 | 0.1 | 4.3 |

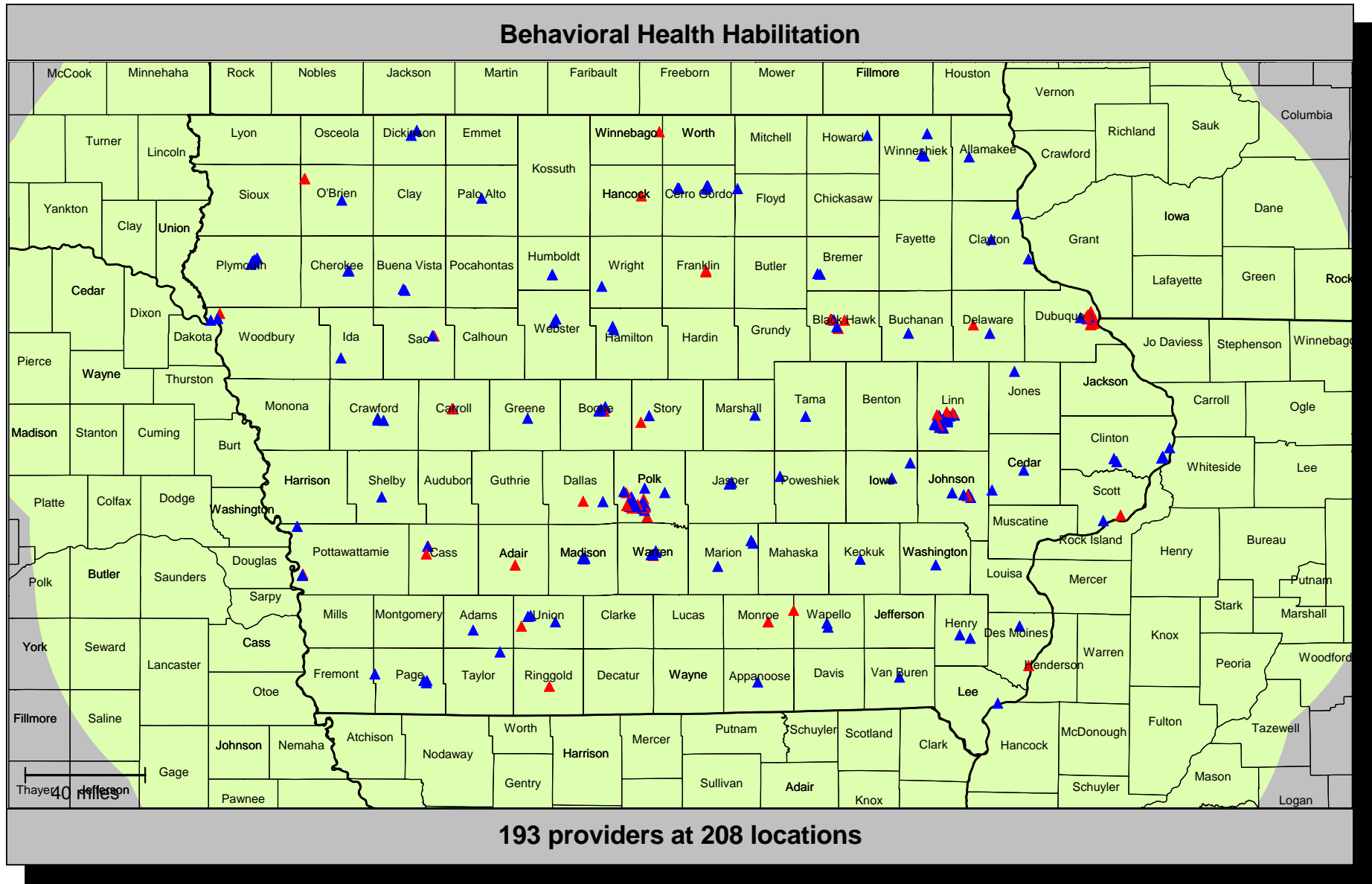
Accessibility summary

| Accessibility analysis specifications | |
|---------------------------------------|---|
| Provider group: | Behavioral Health Outpatient 1,676 providers at 952 locations |
| Member group: | Behavioral Health Habilitation Members 9,831 members |
| Access standard: | 1 provider within 90 miles |
| All members: | 9,831 (100.0%) 99.9% with access 0.1% without access |

| Average distance to a choice of providers for all members | | | | | |
|--|-----|-----|-----|-----|-----|
| Number of providers | 1 | 2 | 3 | 4 | 5 |
| Miles | 3.4 | 3.9 | 4.3 | 4.8 | 5.4 |

| Key geographic areas | | | | |
|----------------------|-------------------------|-------------|------------|--------------------------------|
| Region | Total number of members | All members | | |
| | | Percent w | Percent wo | Average distance to 1 provider |
| East | 3,996 | 99.9 | 0.1 | 3.4 |
| Central | 3,326 | 99.9 | 0.1 | 2.8 |
| West | 2,509 | 99.9 | 0.1 | 4.3 |

Provider locations



Accessibility summary

| Accessibility analysis specifications | |
|---------------------------------------|---|
| Provider group: | Behavioral Health Habilitation 193 providers at 208 locations |
| Member group: | Behavioral Health Habilitation Members 9,831 members |
| Access standard: | 1 provider within 60 miles |
| All members: | 9,831 (100.0%) 99.9% with access 0.1% without access |

| Average distance to a choice of providers for all members | | | | | |
|--|-----|-----|-----|------|------|
| Number of providers | 1 | 2 | 3 | 4 | 5 |
| Miles | 6.8 | 7.4 | 9.0 | 10.8 | 12.4 |

| Key geographic areas | | | | |
|----------------------|-------------------------|-------------|------------|--------------------------------|
| Region | Total number of members | All members | | |
| | | Percent w | Percent wo | Average distance to 1 provider |
| East | 3,996 | 99.9 | 0.1 | 6.2 |
| Central | 3,326 | 99.9 | 0.1 | 6.1 |
| West | 2,509 | 99.9 | 0.1 | 8.6 |

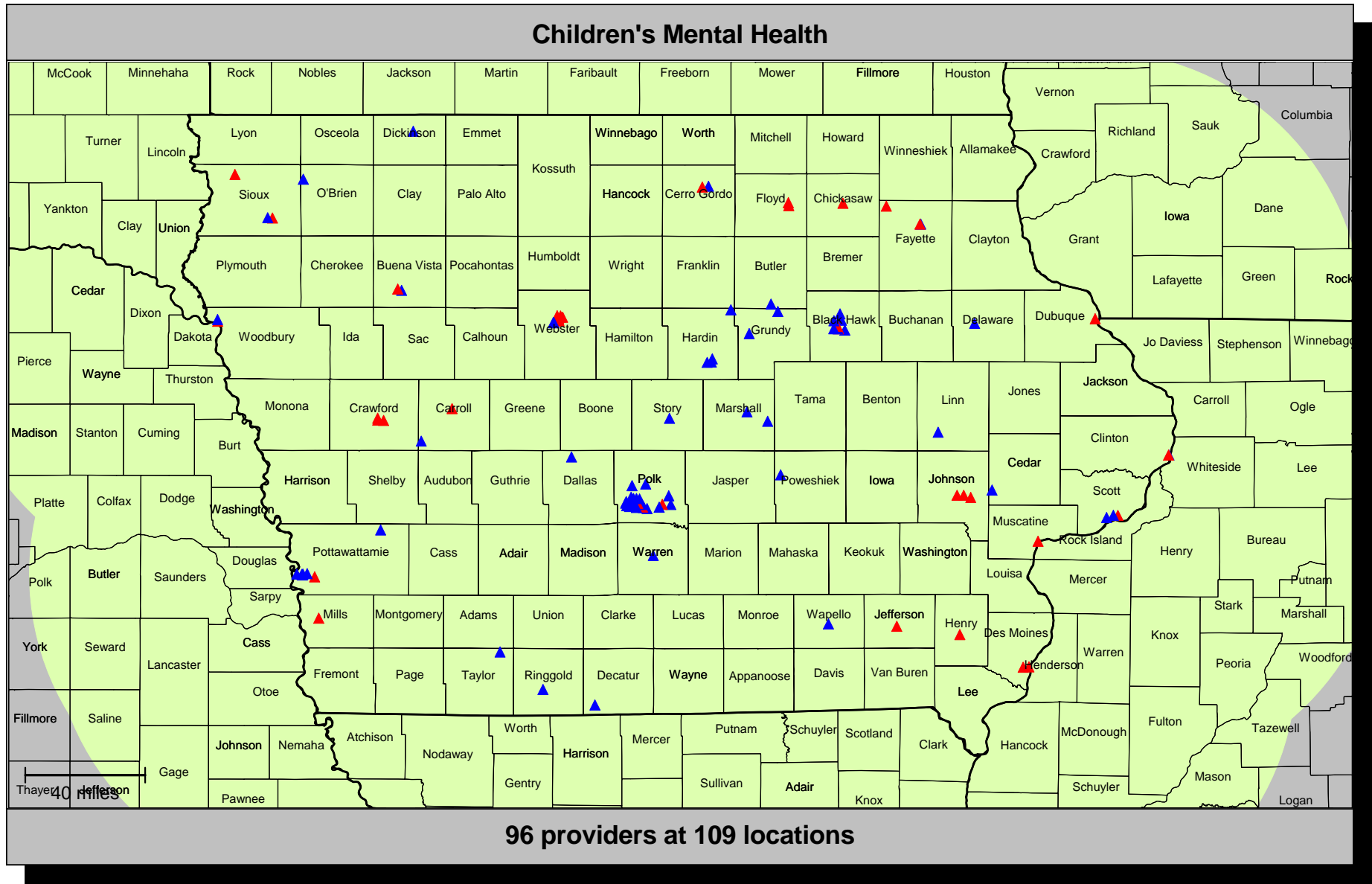
Accessibility summary

| Accessibility analysis specifications | |
|---------------------------------------|---|
| Provider group: | Behavioral Health Habilitation 193 providers at 208 locations |
| Member group: | Behavioral Health Habilitation Members 9,831 members |
| Access standard: | 1 provider within 90 miles |
| All members: | 9,831 (100.0%) 99.9% with access 0.1% without access |

| Average distance to a choice of providers for all members | | | | | |
|--|-----|-----|-----|------|------|
| Number of providers | 1 | 2 | 3 | 4 | 5 |
| Miles | 6.8 | 7.4 | 9.0 | 10.8 | 12.4 |

| Key geographic areas | | | | |
|----------------------|-------------------------|-------------|------------|--------------------------------|
| Region | Total number of members | All members | | |
| | | Percent w | Percent wo | Average distance to 1 provider |
| East | 3,996 | 99.9 | 0.1 | 6.2 |
| Central | 3,326 | 99.9 | 0.1 | 6.1 |
| West | 2,509 | 99.9 | 0.1 | 8.6 |

Provider locations



Accessibility summary

| Accessibility analysis specifications | |
|---------------------------------------|--|
| Provider group: | Children's Mental Health 96 providers at 109 locations |
| Member group: | CMH Mems 309 members |
| Access standard: | 1 provider within 60 miles |
| All members: | 309 (100.0%) 100.0% with access 0.0% without access |

| Average distance to a choice of providers for all members | | | | | |
|--|------|------|------|------|------|
| Number of providers | 1 | 2 | 3 | 4 | 5 |
| Miles | 10.0 | 12.5 | 14.7 | 20.1 | 22.1 |

| Key geographic areas | | | | |
|----------------------|-------------------------|-------------|------------|--------------------------------|
| Region | Total number of members | All members | | |
| | | Percent w | Percent wo | Average distance to 1 provider |
| Central | 126 | 100.0 | 0.0 | 8.3 |
| East | 104 | 100.0 | 0.0 | 9.0 |
| West | 79 | 100.0 | 0.0 | 14.3 |

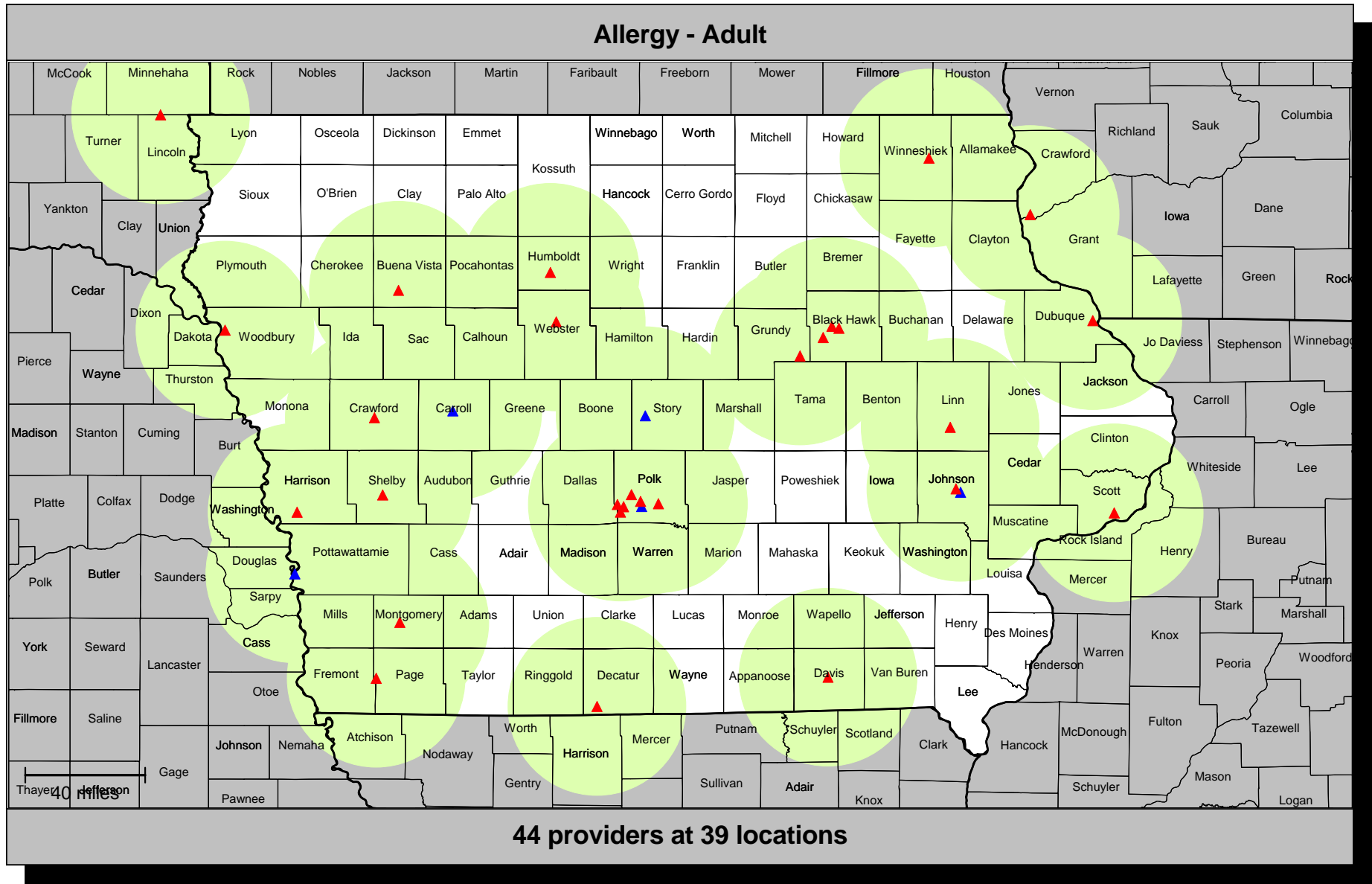
Accessibility summary

| Accessibility analysis specifications | |
|---------------------------------------|--|
| Provider group: | Children's Mental Health 96 providers at 109 locations |
| Member group: | CMH Mems 309 members |
| Access standard: | 1 provider within 90 miles |
| All members: | 309 (100.0%) 100.0% with access 0.0% without access |

| Average distance to a choice of providers for all members | | | | | |
|--|------|------|------|------|------|
| Number of providers | 1 | 2 | 3 | 4 | 5 |
| Miles | 10.0 | 12.5 | 14.7 | 20.1 | 22.1 |

| Key geographic areas | | | | |
|----------------------|-------------------------|-------------|------------|--------------------------------|
| Region | Total number of members | All members | | |
| | | Percent w | Percent wo | Average distance to 1 provider |
| Central | 126 | 100.0 | 0.0 | 8.3 |
| East | 104 | 100.0 | 0.0 | 9.0 |
| West | 79 | 100.0 | 0.0 | 14.3 |

Provider locations



Accessibility summary

| Accessibility analysis specifications | |
|---------------------------------------|---|
| Provider group: | Allergy - Adult 44 providers at 39 locations |
| Member group: | IA Adult Members 67,136 members |
| Access standard: | 1 provider within 60 miles |
| All members: | 67,136 (100.0%) 94.7% with access 5.3% without access |

| Average distance to a choice of providers for all members | | | | | |
|--|------|------|------|------|------|
| Number of providers | 1 | 2 | 3 | 4 | 5 |
| Miles | 17.9 | 33.0 | 37.7 | 41.4 | 45.3 |

| Key geographic areas | | | | |
|----------------------|-------------------------|-------------|------------|--------------------------------|
| Region | Total number of members | All members | | |
| | | Percent w | Percent wo | Average distance to 1 provider |
| East | 26,760 | 91.8 | 8.2 | 17.5 |
| Central | 24,422 | 95.4 | 4.6 | 18.3 |
| West | 15,954 | 98.5 | 1.5 | 18.0 |

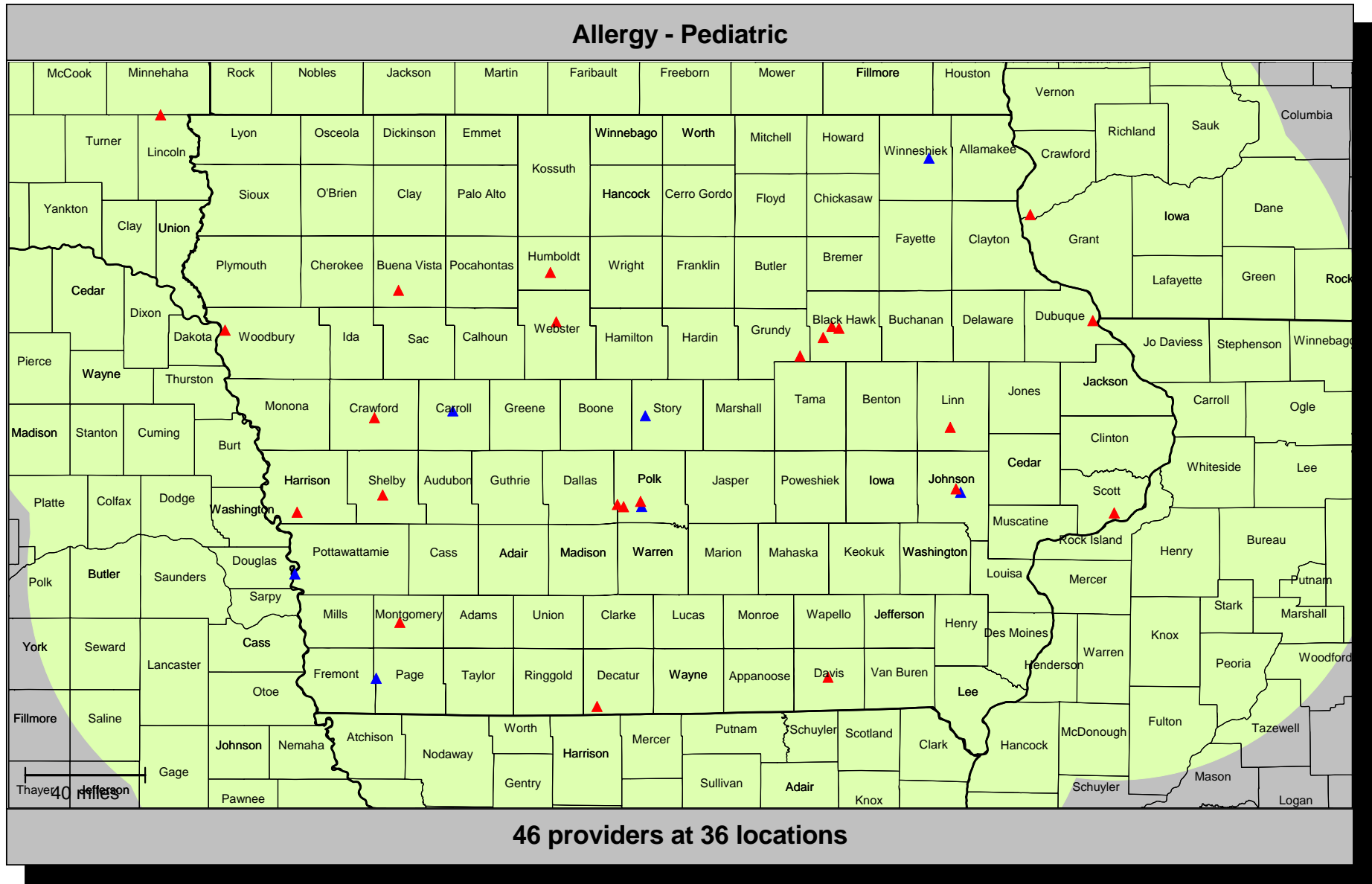
Accessibility summary

| Accessibility analysis specifications | |
|---------------------------------------|--|
| Provider group: | Allergy - Adult 44 providers at 39 locations |
| Member group: | IA Adult Members 67,136 members |
| Access standard: | 1 provider within 90 miles |
| All members: | 67,136 (100.0%) 100.0% with access 0.0% without access |

| Average distance to a choice of providers for all members | | | | | |
|--|------|------|------|------|------|
| Number of providers | 1 | 2 | 3 | 4 | 5 |
| Miles | 17.9 | 33.0 | 37.7 | 41.4 | 45.3 |

| Key geographic areas | | | | |
|----------------------|-------------------------|-------------|------------|--------------------------------|
| Region | Total number of members | All members | | |
| | | Percent w | Percent wo | Average distance to 1 provider |
| East | 26,760 | 100.0 | 0.0 | 17.5 |
| Central | 24,422 | 100.0 | 0.0 | 18.3 |
| West | 15,954 | 100.0 | 0.0 | 18.0 |

Provider locations



Accessibility summary

| Accessibility analysis specifications | |
|---------------------------------------|---|
| Provider group: | Allergy - Pediatric 46 providers at 36 locations |
| Member group: | IA Children Members 70,187 members |
| Access standard: | 1 provider within 60 miles |
| All members: | 70,187 (100.0%) 95.5% with access 4.5% without access |

| Average distance to a choice of providers for all members | | | | | |
|--|------|------|------|------|------|
| Number of providers | 1 | 2 | 3 | 4 | 5 |
| Miles | 18.1 | 32.3 | 36.5 | 39.8 | 44.2 |

| Key geographic areas | | | | |
|----------------------|-------------------------|-------------|------------|--------------------------------|
| Region | Total number of members | All members | | |
| | | Percent w | Percent wo | Average distance to 1 provider |
| East | 26,138 | 93.1 | 6.9 | 17.2 |
| Central | 25,228 | 95.8 | 4.2 | 18.7 |
| West | 18,821 | 98.4 | 1.6 | 18.6 |

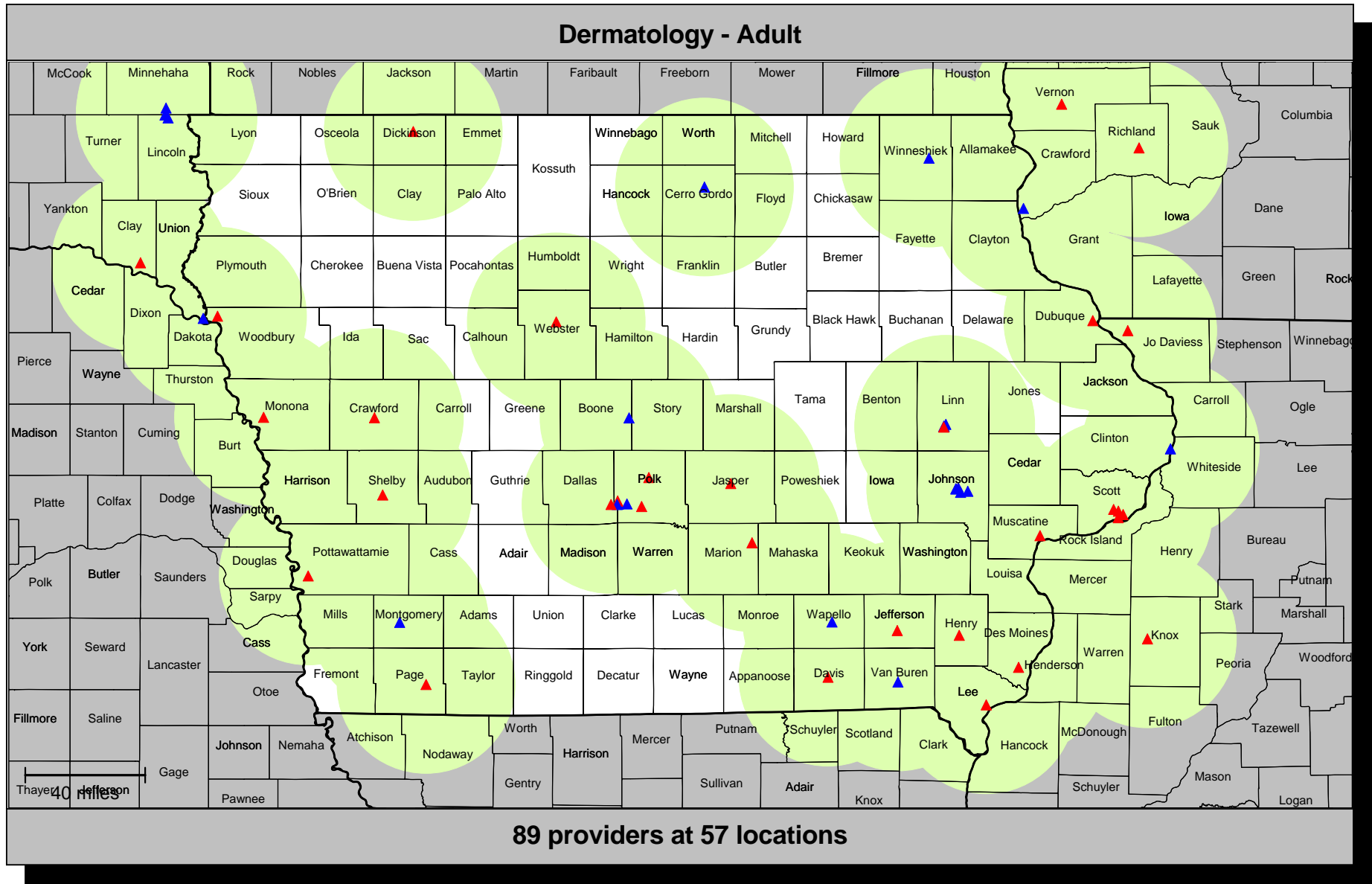
Accessibility summary

| Accessibility analysis specifications | |
|---------------------------------------|--|
| Provider group: | Allergy - Pediatric 46 providers at 36 locations |
| Member group: | IA Children Members 70,187 members |
| Access standard: | 1 provider within 90 miles |
| All members: | 70,187 (100.0%) 100.0% with access 0.0% without access |

| Average distance to a choice of providers for all members | | | | | |
|--|------|------|------|------|------|
| Number of providers | 1 | 2 | 3 | 4 | 5 |
| Miles | 18.1 | 32.3 | 36.5 | 39.8 | 44.2 |

| Key geographic areas | | | | |
|----------------------|-------------------------|-------------|------------|--------------------------------|
| Region | Total number of members | All members | | |
| | | Percent w | Percent wo | Average distance to 1 provider |
| East | 26,138 | 100.0 | 0.0 | 17.2 |
| Central | 25,228 | 100.0 | 0.0 | 18.7 |
| West | 18,821 | 100.0 | 0.0 | 18.6 |

Provider locations



Accessibility summary

| Accessibility analysis specifications | |
|---------------------------------------|---|
| Provider group: | Dermatology - Adult 89 providers at 57 locations |
| Member group: | IA Adult Members 67,136 members |
| Access standard: | 1 provider within 60 miles |
| All members: | 67,136 (100.0%) 98.0% with access 2.0% without access |

| Average distance to a choice of providers for all members | | | | | |
|--|------|------|------|------|------|
| Number of providers | 1 | 2 | 3 | 4 | 5 |
| Miles | 15.2 | 22.8 | 26.4 | 30.0 | 35.6 |

| Key geographic areas | | | | |
|----------------------|-------------------------|-------------|------------|--------------------------------|
| Region | Total number of members | All members | | |
| | | Percent w | Percent wo | Average distance to 1 provider |
| East | 26,760 | 95.7 | 4.3 | 16.2 |
| Central | 24,422 | 99.8 | 0.2 | 11.7 |
| West | 15,954 | 99.0 | 1.0 | 19.0 |

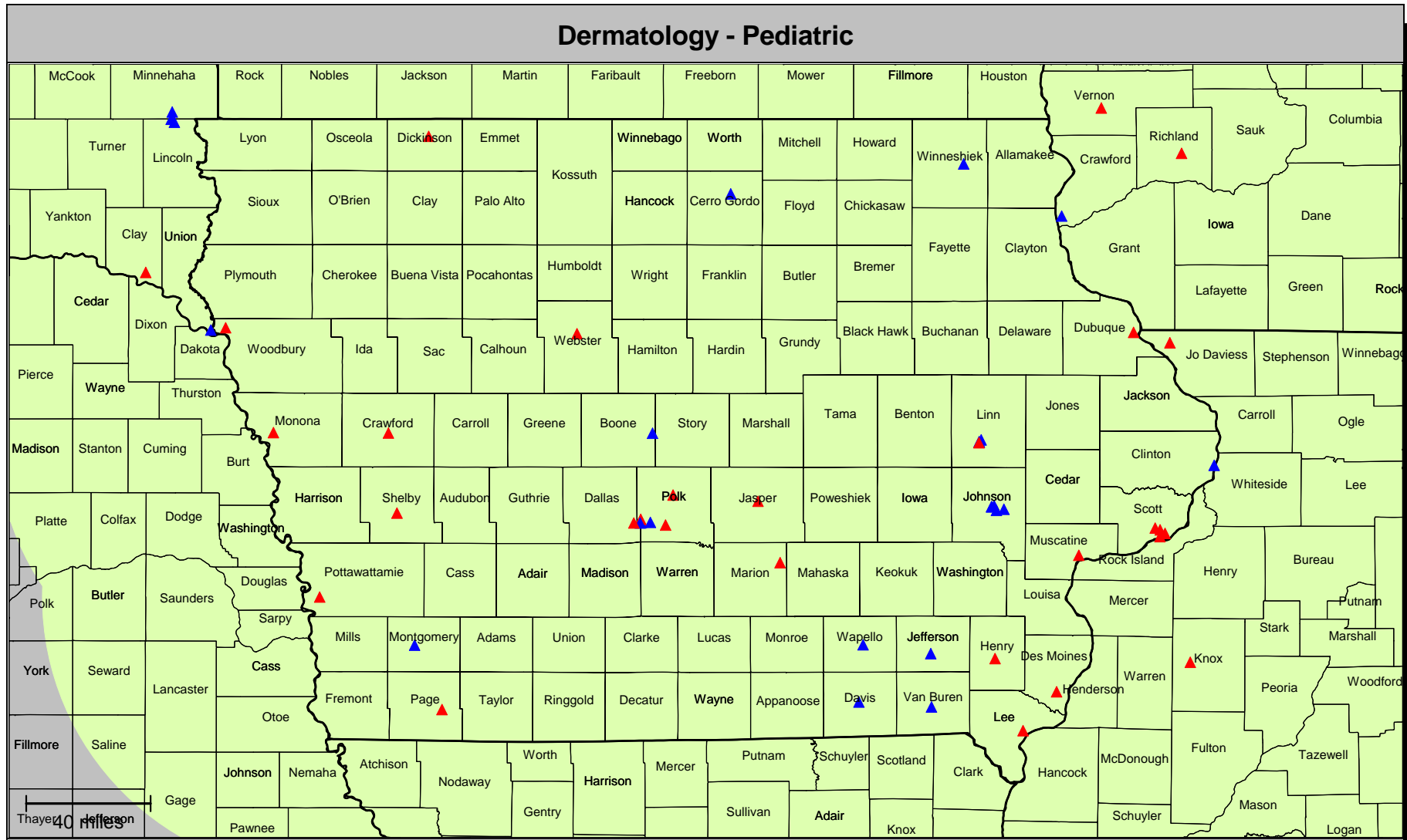
Accessibility summary

| Accessibility analysis specifications | |
|---------------------------------------|--|
| Provider group: | Dermatology - Adult 89 providers at 57 locations |
| Member group: | IA Adult Members 67,136 members |
| Access standard: | 1 provider within 90 miles |
| All members: | 67,136 (100.0%) 100.0% with access 0.0% without access |

| Average distance to a choice of providers for all members | | | | | |
|--|------|------|------|------|------|
| Number of providers | 1 | 2 | 3 | 4 | 5 |
| Miles | 15.2 | 22.8 | 26.4 | 30.0 | 35.6 |

| Key geographic areas | | | | |
|----------------------|-------------------------|-------------|------------|--------------------------------|
| Region | Total number of members | All members | | |
| | | Percent w | Percent wo | Average distance to 1 provider |
| East | 26,760 | 100.0 | 0.0 | 16.2 |
| Central | 24,422 | 100.0 | 0.0 | 11.7 |
| West | 15,954 | 100.0 | 0.0 | 19.0 |

Provider locations



- ▲ Single provider locations
- ▲ Multiple provider locations

◻ 90 mile radius

Accessibility summary

| Accessibility analysis specifications | |
|---------------------------------------|--|
| Provider group: | Dermatology - Pediatric 89 providers at 57 locations |
| Member group: | IA Children Members 70,187 members |
| Access standard: | 1 provider within 60 miles |
| All members: | 70,187 (100.0%) 98.4% with access 1.6% without access |

| Average distance to a choice of providers for all members | | | | | |
|--|------|------|------|------|------|
| Number of providers | 1 | 2 | 3 | 4 | 5 |
| Miles | 15.8 | 23.4 | 27.0 | 30.7 | 35.9 |

| Key geographic areas | | | | |
|----------------------|-------------------------|-------------|------------|--------------------------------|
| Region | Total number of members | All members | | |
| | | Percent w | Percent wo | Average distance to 1 provider |
| East | 26,138 | 96.4 | 3.6 | 16.4 |
| Central | 25,228 | 99.8 | 0.2 | 12.3 |
| West | 18,821 | 99.3 | 0.7 | 19.8 |

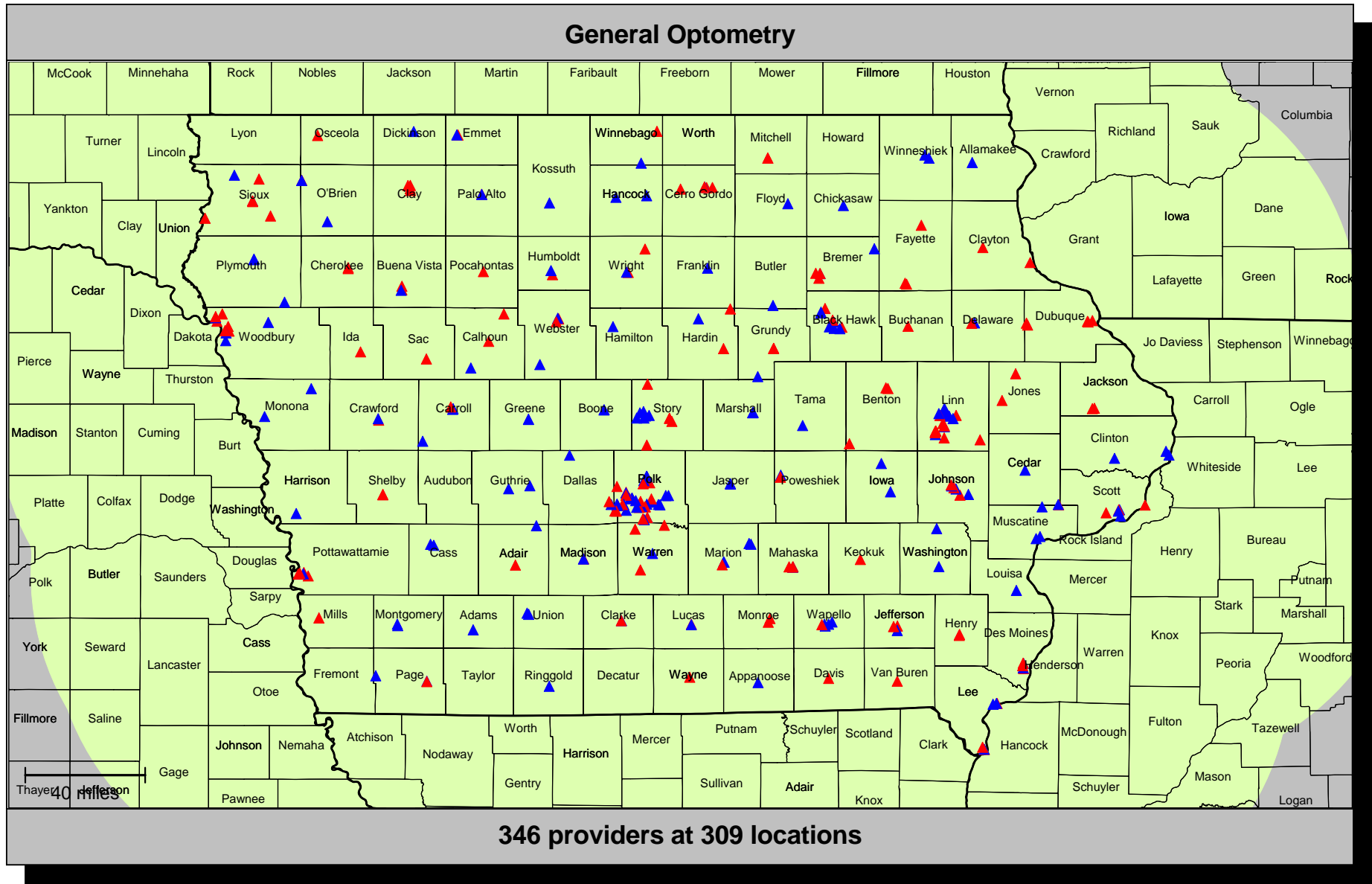
Accessibility summary

| Accessibility analysis specifications | |
|---------------------------------------|--|
| Provider group: | Dermatology - Pediatric 89 providers at 57 locations |
| Member group: | IA Children Members 70,187 members |
| Access standard: | 1 provider within 90 miles |
| All members: | 70,187 (100.0%) 100.0% with access 0.0% without access |

| Average distance to a choice of providers for all members | | | | | |
|--|------|------|------|------|------|
| Number of providers | 1 | 2 | 3 | 4 | 5 |
| Miles | 15.8 | 23.4 | 27.0 | 30.7 | 35.9 |

| Key geographic areas | | | | |
|----------------------|-------------------------|-------------|------------|--------------------------------|
| Region | Total number of members | All members | | |
| | | Percent w | Percent wo | Average distance to 1 provider |
| East | 26,138 | 100.0 | 0.0 | 16.4 |
| Central | 25,228 | 100.0 | 0.0 | 12.3 |
| West | 18,821 | 100.0 | 0.0 | 19.8 |

Provider locations



Accessibility summary

| Accessibility analysis specifications | |
|---------------------------------------|--|
| Provider group: | General Optometry 346 providers at 309 locations |
| Member group: | IA Mems 156,470 members |
| Access standard: | 1 provider within 30 miles |
| All members: | 156,470 (100.0%) 99.9% with access 0.1% without access |

| Average distance to a choice of providers for all members | | | | | |
|--|-----|-----|-----|-----|-----|
| Number of providers | 1 | 2 | 3 | 4 | 5 |
| Miles | 3.9 | 4.9 | 6.2 | 7.4 | 8.4 |

| Key geographic areas | | | | |
|----------------------|-------------------------|-------------|------------|--------------------------------|
| Region | Total number of members | All members | | |
| | | Percent w | Percent wo | Average distance to 1 provider |
| East | 60,144 | 99.9 | 0.1 | 3.8 |
| Central | 56,448 | 100.0 | 0.0 | 3.2 |
| West | 39,878 | 99.9 | 0.1 | 5.1 |

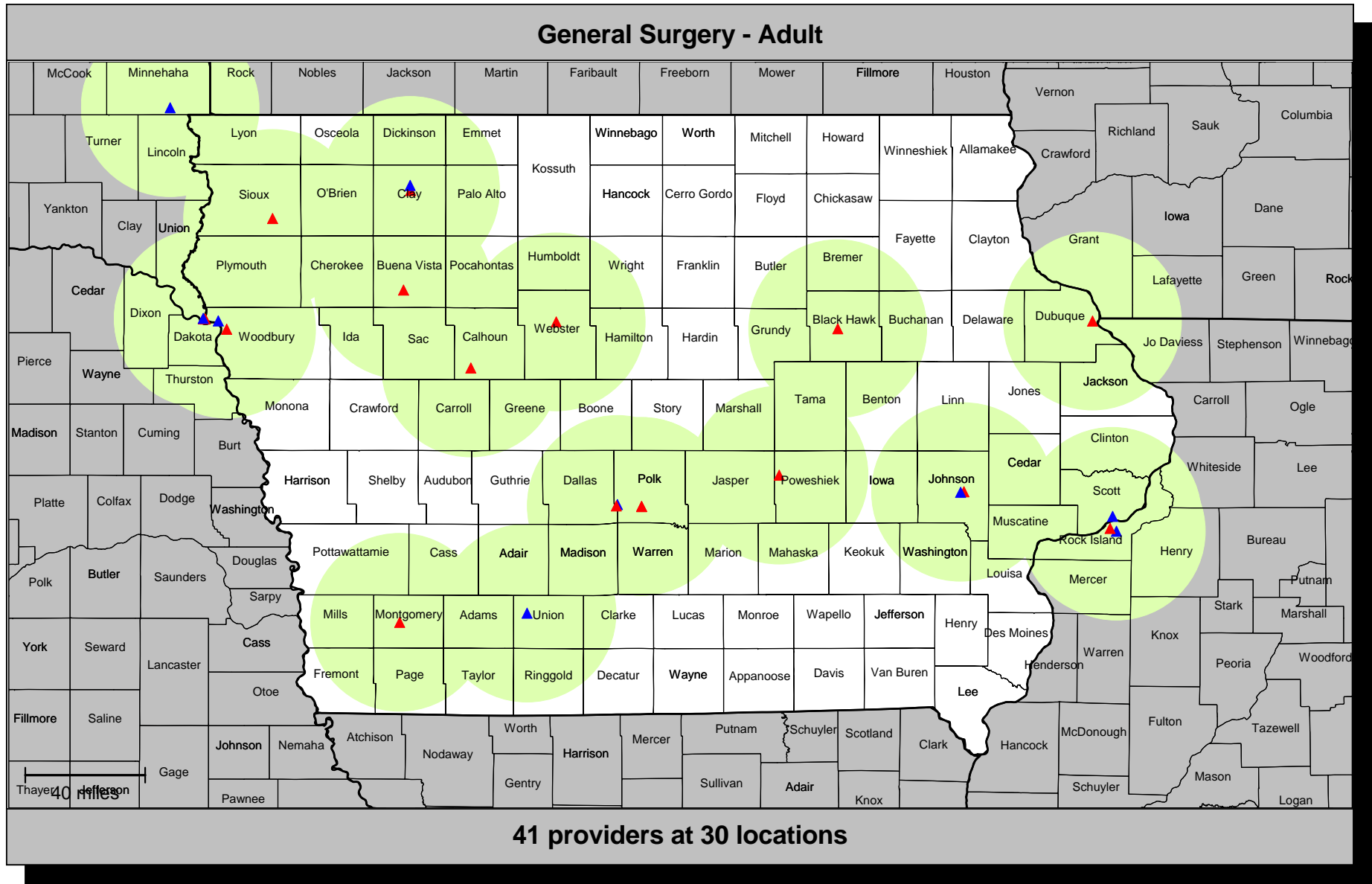
Accessibility summary

| Accessibility analysis specifications | |
|---------------------------------------|--|
| Provider group: | General Optometry 346 providers at 309 locations |
| Member group: | IA Mems 156,470 members |
| Access standard: | 1 provider within 30 miles |
| All members: | 156,470 (100.0%) 99.9% with access 0.1% without access |

| Average distance to a choice of providers for all members | | | | | |
|--|-----|-----|-----|-----|-----|
| Number of providers | 1 | 2 | 3 | 4 | 5 |
| Miles | 3.9 | 4.9 | 6.2 | 7.4 | 8.4 |

| Key geographic areas | | | | |
|----------------------|-------------------------|-------------|------------|--------------------------------|
| Region | Total number of members | All members | | |
| | | Percent w | Percent wo | Average distance to 1 provider |
| East | 60,144 | 99.9 | 0.1 | 3.8 |
| Central | 56,448 | 100.0 | 0.0 | 3.2 |
| West | 39,878 | 99.9 | 0.1 | 5.1 |

Provider locations



Accessibility summary

| Accessibility analysis specifications | |
|---------------------------------------|--|
| Provider group: | General Surgery - Adult 41 providers at 30 locations |
| Member group: | IA Adult Members 67,136 members |
| Access standard: | 1 provider within 60 miles |
| All members: | 67,136 (100.0%) 93.3% with access 6.7% without access |

| Average distance to a choice of providers for all members | | | | | |
|--|------|------|------|------|------|
| Number of providers | 1 | 2 | 3 | 4 | 5 |
| Miles | 23.6 | 36.0 | 40.4 | 48.0 | 50.6 |

| Key geographic areas | | | | |
|----------------------|-------------------------|-------------|------------|--------------------------------|
| Region | Total number of members | All members | | |
| | | Percent w | Percent wo | Average distance to 1 provider |
| East | 26,760 | 94.5 | 5.5 | 21.7 |
| Central | 24,422 | 89.4 | 10.6 | 24.8 |
| West | 15,954 | 97.1 | 2.9 | 24.7 |

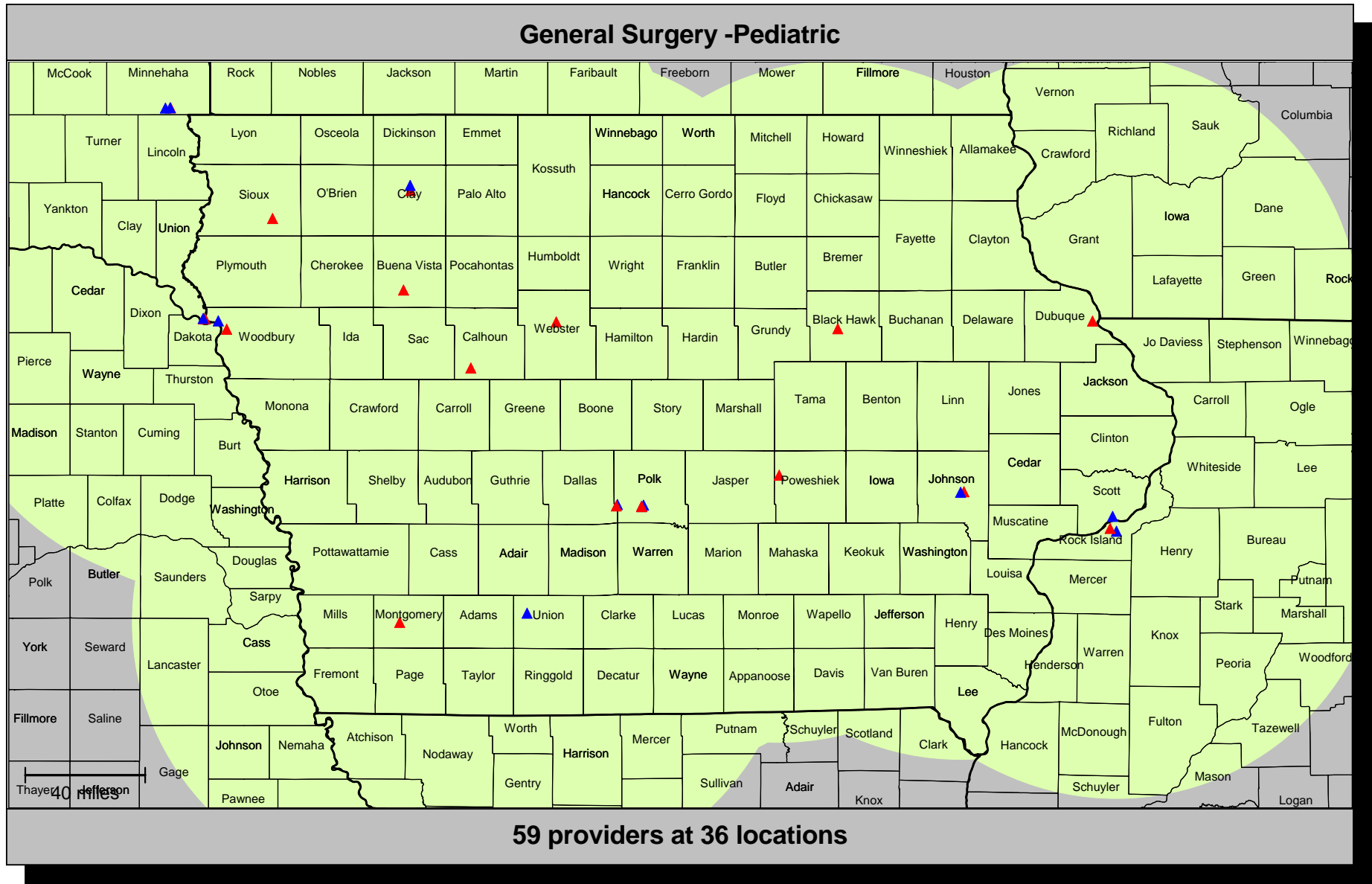
Accessibility summary

| Accessibility analysis specifications | |
|---------------------------------------|--|
| Provider group: | General Surgery - Adult 41 providers at 30 locations |
| Member group: | IA Adult Members 67,136 members |
| Access standard: | 1 provider within 90 miles |
| All members: | 67,136 (100.0%) 99.9% with access 0.1% without access |

| Average distance to a choice of providers for all members | | | | | |
|--|------|------|------|------|------|
| Number of providers | 1 | 2 | 3 | 4 | 5 |
| Miles | 23.6 | 36.0 | 40.4 | 48.0 | 50.6 |

| Key geographic areas | | | | |
|----------------------|-------------------------|-------------|------------|--------------------------------|
| Region | Total number of members | All members | | |
| | | Percent w | Percent wo | Average distance to 1 provider |
| East | 26,760 | 100.0 | 0.0 | 21.7 |
| Central | 24,422 | 99.8 | 0.2 | 24.8 |
| West | 15,954 | 100.0 | 0.0 | 24.7 |

Provider locations



- ▲ Single provider locations
- ▲ Multiple provider locations

□ 90 mile radius

Accessibility summary

| Accessibility analysis specifications | |
|---------------------------------------|---|
| Provider group: | General Surgery -Pediatric 59 providers at 36 locations |
| Member group: | IA Children Members 70,187 members |
| Access standard: | 1 provider within 60 miles |
| All members: | 70,187 (100.0%) 94.0% with access 6.0% without access |

| Average distance to a choice of providers for all members | | | | | |
|--|------|------|------|------|------|
| Number of providers | 1 | 2 | 3 | 4 | 5 |
| Miles | 22.9 | 35.3 | 38.4 | 41.6 | 43.0 |

| Key geographic areas | | | | |
|----------------------|-------------------------|-------------|------------|--------------------------------|
| Region | Total number of members | All members | | |
| | | Percent w | Percent wo | Average distance to 1 provider |
| East | 26,138 | 94.9 | 5.1 | 21.7 |
| Central | 25,228 | 90.5 | 9.5 | 23.5 |
| West | 18,821 | 97.4 | 2.6 | 23.9 |

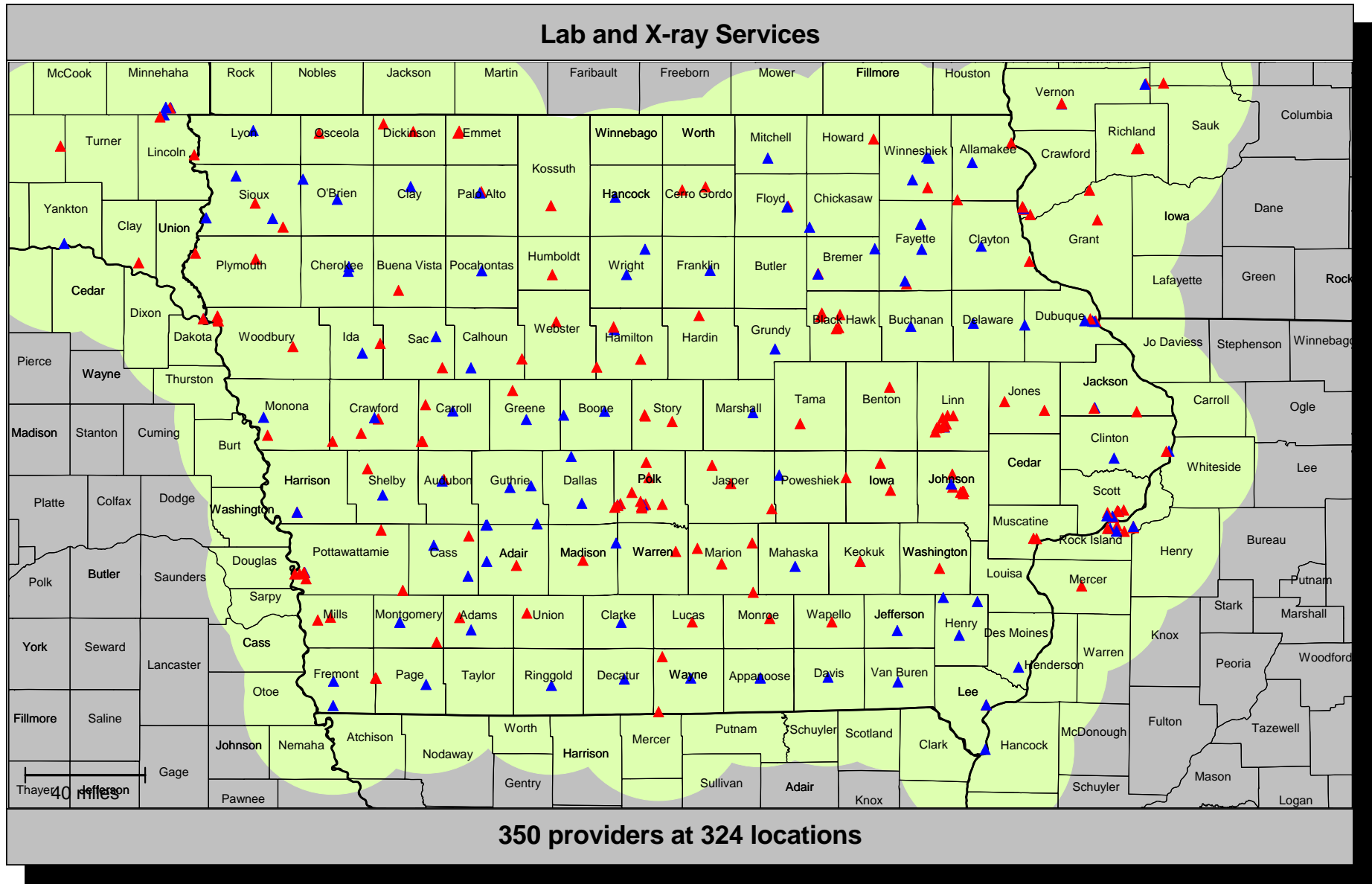
Accessibility summary

| Accessibility analysis specifications | |
|---------------------------------------|---|
| Provider group: | General Surgery -Pediatric 59 providers at 36 locations |
| Member group: | IA Children Members 70,187 members |
| Access standard: | 1 provider within 90 miles |
| All members: | 70,187 (100.0%) 99.9% with access 0.1% without access |

| Average distance to a choice of providers for all members | | | | | |
|--|------|------|------|------|------|
| Number of providers | 1 | 2 | 3 | 4 | 5 |
| Miles | 22.9 | 35.3 | 38.4 | 41.6 | 43.0 |

| Key geographic areas | | | | |
|----------------------|-------------------------|-------------|------------|--------------------------------|
| Region | Total number of members | All members | | |
| | | Percent w | Percent wo | Average distance to 1 provider |
| East | 26,138 | 100.0 | 0.0 | 21.7 |
| Central | 25,228 | 99.7 | 0.3 | 23.5 |
| West | 18,821 | 100.0 | 0.0 | 23.9 |

Provider locations



Accessibility summary

| Accessibility analysis specifications | |
|---------------------------------------|---|
| Provider group: | Lab and X-ray Services 350 providers at 324 locations |
| Member group: | IA Mems 156,470 members |
| Access standard: | 1 provider within 30 miles |
| All members: | 156,470 (100.0%) 99.9% with access 0.1% without access |

| Average distance to a choice of providers for all members | | | | | |
|--|-----|-----|-----|------|------|
| Number of providers | 1 | 2 | 3 | 4 | 5 |
| Miles | 4.3 | 6.6 | 9.0 | 11.1 | 12.6 |

| Key geographic areas | | | | |
|----------------------|-------------------------|-------------|------------|--------------------------------|
| Region | Total number of members | All members | | |
| | | Percent w | Percent wo | Average distance to 1 provider |
| East | 60,144 | 99.9 | 0.1 | 3.9 |
| Central | 56,448 | 100.0 | 0.0 | 4.3 |
| West | 39,878 | 99.9 | 0.1 | 4.8 |

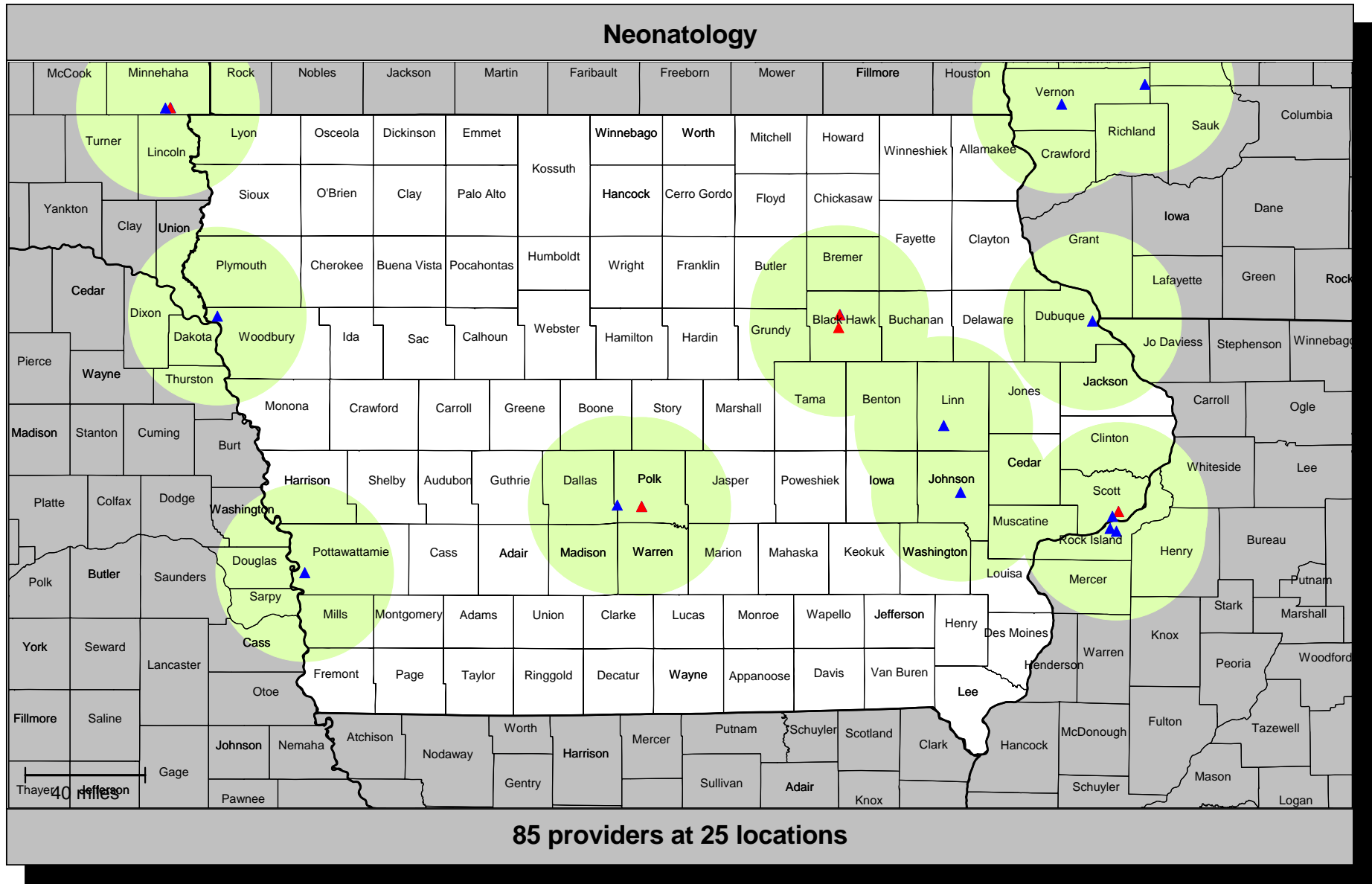
Accessibility summary

| Accessibility analysis specifications | |
|---------------------------------------|---|
| Provider group: | Lab and X-ray Services 350 providers at 324 locations |
| Member group: | IA Mems 156,470 members |
| Access standard: | 1 provider within 30 miles |
| All members: | 156,470 (100.0%) 99.9% with access 0.1% without access |

| Average distance to a choice of providers for all members | | | | | |
|--|-----|-----|-----|------|------|
| Number of providers | 1 | 2 | 3 | 4 | 5 |
| Miles | 4.3 | 6.6 | 9.0 | 11.1 | 12.6 |

| Key geographic areas | | | | |
|----------------------|-------------------------|-------------|------------|--------------------------------|
| Region | Total number of members | All members | | |
| | | Percent w | Percent wo | Average distance to 1 provider |
| East | 60,144 | 99.9 | 0.1 | 3.9 |
| Central | 56,448 | 100.0 | 0.0 | 4.3 |
| West | 39,878 | 99.9 | 0.1 | 4.8 |

Provider locations



Accessibility summary

| Accessibility analysis specifications | |
|---------------------------------------|--|
| Provider group: | Neonatology 85 providers at 25 locations |
| Member group: | IA Children Members 70,187 members |
| Access standard: | 1 provider within 60 miles |
| All members: | 70,187 (100.0%) 82.0% with access 18.0% without access |

| Average distance to a choice of providers for all members | | | | | |
|--|------|------|------|------|------|
| Number of providers | 1 | 2 | 3 | 4 | 5 |
| Miles | 28.1 | 28.2 | 33.6 | 35.4 | 35.5 |

| Key geographic areas | | | | |
|----------------------|-------------------------|-------------|------------|--------------------------------|
| Region | Total number of members | All members | | |
| | | Percent w | Percent wo | Average distance to 1 provider |
| East | 26,138 | 91.6 | 8.4 | 18.6 |
| Central | 25,228 | 84.8 | 15.2 | 27.3 |
| West | 18,821 | 65.0 | 35.0 | 42.3 |

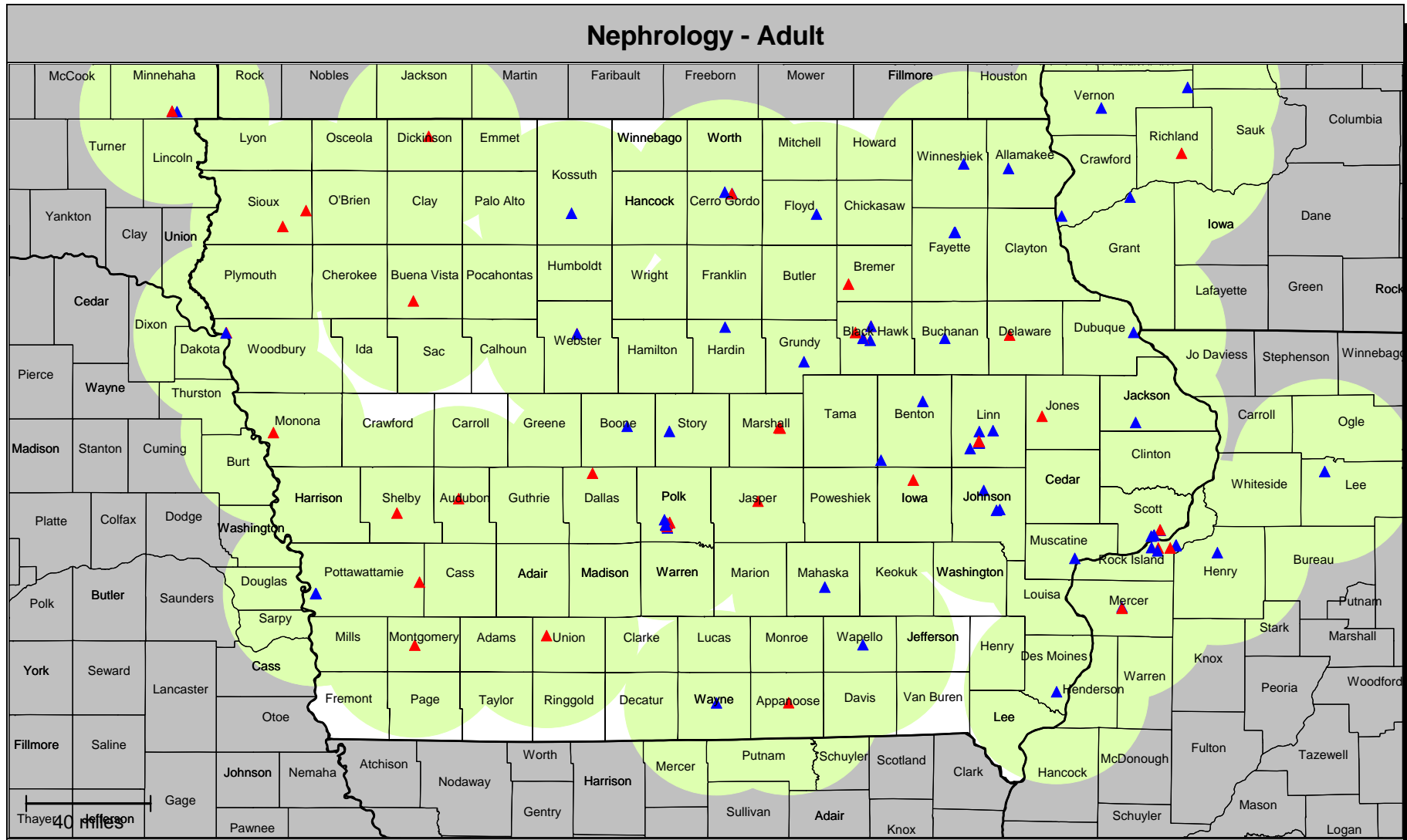
Accessibility summary

| Accessibility analysis specifications | |
|---------------------------------------|---|
| Provider group: | Neonatology 85 providers at 25 locations |
| Member group: | IA Children Members 70,187 members |
| Access standard: | 1 provider within 90 miles |
| All members: | 70,187 (100.0%) 98.1% with access 1.9% without access |

| Average distance to a choice of providers for all members | | | | | |
|--|------|------|------|------|------|
| Number of providers | 1 | 2 | 3 | 4 | 5 |
| Miles | 28.1 | 28.2 | 33.6 | 35.4 | 35.5 |

| Key geographic areas | | | | |
|----------------------|-------------------------|-------------|------------|--------------------------------|
| Region | Total number of members | All members | | |
| | | Percent w | Percent wo | Average distance to 1 provider |
| East | 26,138 | 99.6 | 0.4 | 18.6 |
| Central | 25,228 | 99.7 | 0.3 | 27.3 |
| West | 18,821 | 93.7 | 6.3 | 42.3 |

Provider locations



- ▲ Single provider locations
- ▲ Multiple provider locations

□ 30 mile radius

Accessibility summary

| Accessibility analysis specifications | |
|---------------------------------------|--|
| Provider group: | Nephrology - Adult 131 providers at 125 locations |
| Member group: | IA Adult Members 67,136 members |
| Access standard: | 1 provider within 60 miles |
| All members: | 67,136 (100.0%) 100.0% with access 0.0% without access |

| Average distance to a choice of providers for all members | | | | | |
|--|-----|------|------|------|------|
| Number of providers | 1 | 2 | 3 | 4 | 5 |
| Miles | 9.2 | 11.8 | 16.0 | 17.7 | 19.6 |

| Key geographic areas | | | | |
|----------------------|-------------------------|-------------|------------|--------------------------------|
| Region | Total number of members | All members | | |
| | | Percent w | Percent wo | Average distance to 1 provider |
| East | 26,760 | 100.0 | 0.0 | 7.9 |
| Central | 24,422 | 100.0 | 0.0 | 7.6 |
| West | 15,954 | 100.0 | 0.0 | 13.7 |

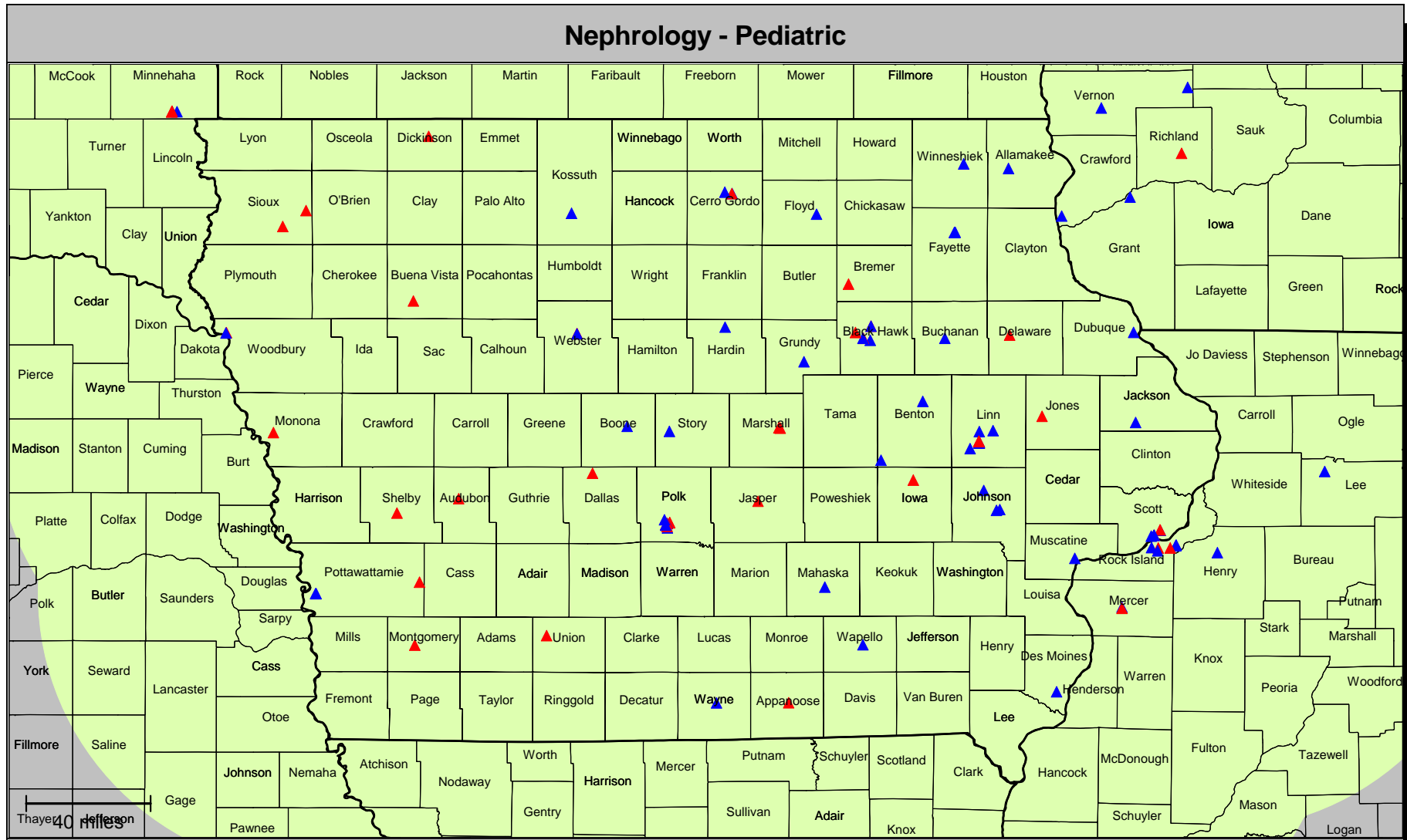
Accessibility summary

| Accessibility analysis specifications | |
|---------------------------------------|--|
| Provider group: | Nephrology - Adult 131 providers at 125 locations |
| Member group: | IA Adult Members 67,136 members |
| Access standard: | 1 provider within 90 miles |
| All members: | 67,136 (100.0%) 100.0% with access 0.0% without access |

| Average distance to a choice of providers for all members | | | | | |
|--|-----|------|------|------|------|
| Number of providers | 1 | 2 | 3 | 4 | 5 |
| Miles | 9.2 | 11.8 | 16.0 | 17.7 | 19.6 |

| Key geographic areas | | | | |
|----------------------|-------------------------|-------------|------------|--------------------------------|
| Region | Total number of members | All members | | |
| | | Percent w | Percent wo | Average distance to 1 provider |
| East | 26,760 | 100.0 | 0.0 | 7.9 |
| Central | 24,422 | 100.0 | 0.0 | 7.6 |
| West | 15,954 | 100.0 | 0.0 | 13.7 |

Provider locations



- ▲ Single provider locations
- ▲ Multiple provider locations

□ 90 mile radius

Accessibility summary

| Accessibility analysis specifications | |
|---------------------------------------|---|
| Provider group: | Nephrology - Pediatric 142 providers at 128 locations |
| Member group: | IA Children Members 70,187 members |
| Access standard: | 1 provider within 60 miles |
| All members: | 70,187 (100.0%) 100.0% with access 0.0% without access |

| Average distance to a choice of providers for all members | | | | | |
|--|-----|------|------|------|------|
| Number of providers | 1 | 2 | 3 | 4 | 5 |
| Miles | 9.4 | 12.4 | 16.7 | 18.5 | 19.7 |

| Key geographic areas | | | | |
|----------------------|-------------------------|-------------|------------|--------------------------------|
| Region | Total number of members | All members | | |
| | | Percent w | Percent wo | Average distance to 1 provider |
| East | 26,138 | 100.0 | 0.0 | 8.0 |
| Central | 25,228 | 100.0 | 0.0 | 7.5 |
| West | 18,821 | 100.0 | 0.0 | 14.0 |

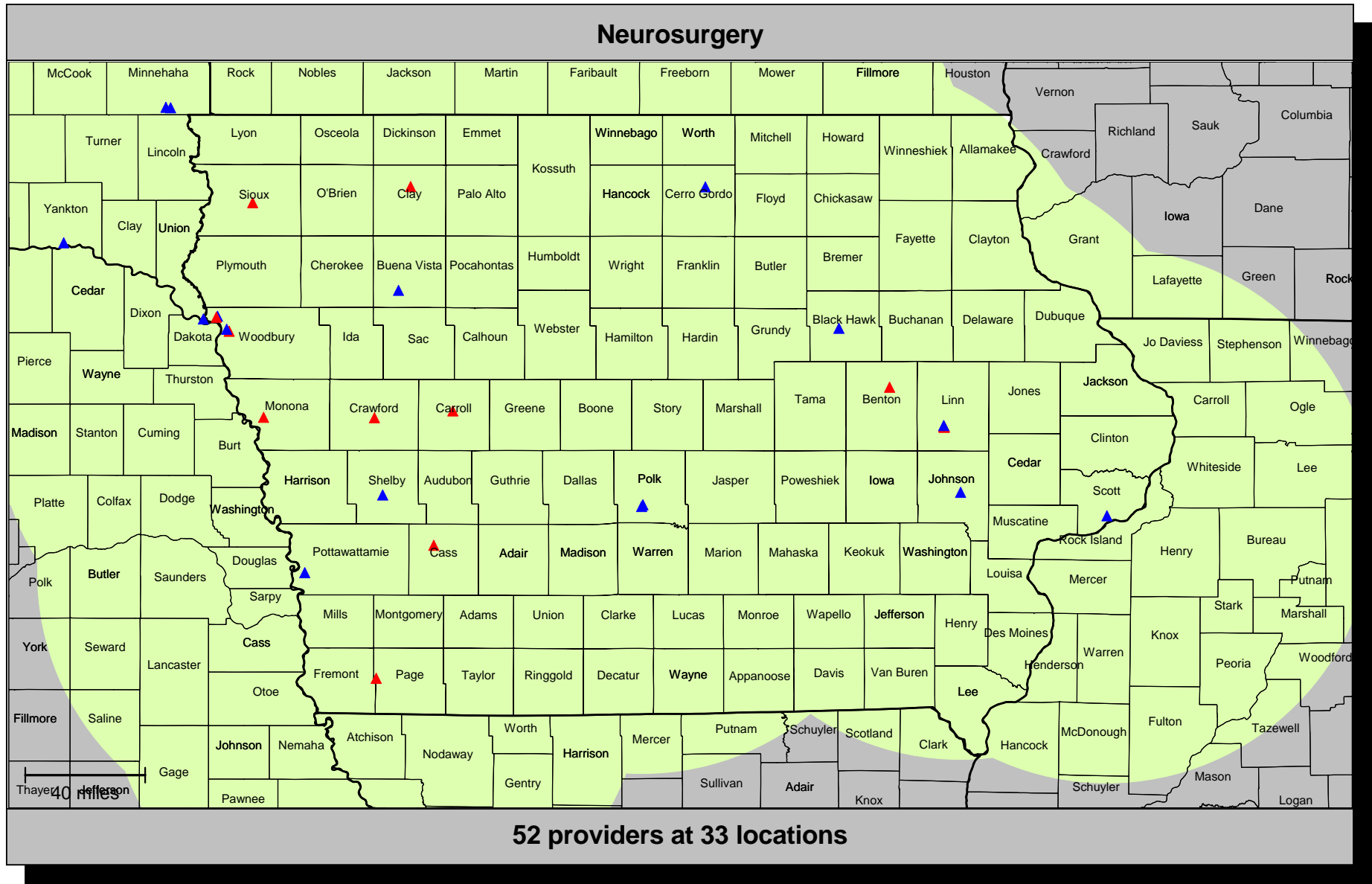
Accessibility summary

| Accessibility analysis specifications | |
|---------------------------------------|---|
| Provider group: | Nephrology - Pediatric 142 providers at 128 locations |
| Member group: | IA Children Members 70,187 members |
| Access standard: | 1 provider within 90 miles |
| All members: | 70,187 (100.0%) 100.0% with access 0.0% without access |

| Average distance to a choice of providers for all members | | | | | |
|--|-----|------|------|------|------|
| Number of providers | 1 | 2 | 3 | 4 | 5 |
| Miles | 9.4 | 12.4 | 16.7 | 18.5 | 19.7 |

| Key geographic areas | | | | |
|----------------------|-------------------------|-------------|------------|--------------------------------|
| Region | Total number of members | All members | | |
| | | Percent w | Percent wo | Average distance to 1 provider |
| East | 26,138 | 100.0 | 0.0 | 8.0 |
| Central | 25,228 | 100.0 | 0.0 | 7.5 |
| West | 18,821 | 100.0 | 0.0 | 14.0 |

Provider locations



Accessibility summary

| Accessibility analysis specifications | |
|---------------------------------------|---|
| Provider group: | Neurosurgery 52 providers at 33 locations |
| Member group: | IA Mems 156,470 members |
| Access standard: | 1 provider within 60 miles |
| All members: | 156,470 (100.0%) 89.0% with access 11.0% without access |

| Average distance to a choice of providers for all members | | | | | |
|--|------|------|------|------|------|
| Number of providers | 1 | 2 | 3 | 4 | 5 |
| Miles | 23.4 | 25.5 | 36.2 | 39.3 | 41.1 |

| Key geographic areas | | | | |
|----------------------|-------------------------|-------------|------------|--------------------------------|
| Region | Total number of members | All members | | |
| | | Percent w | Percent wo | Average distance to 1 provider |
| East | 60,144 | 84.0 | 16.0 | 24.4 |
| Central | 56,448 | 88.8 | 11.2 | 24.6 |
| West | 39,878 | 96.8 | 3.2 | 20.2 |

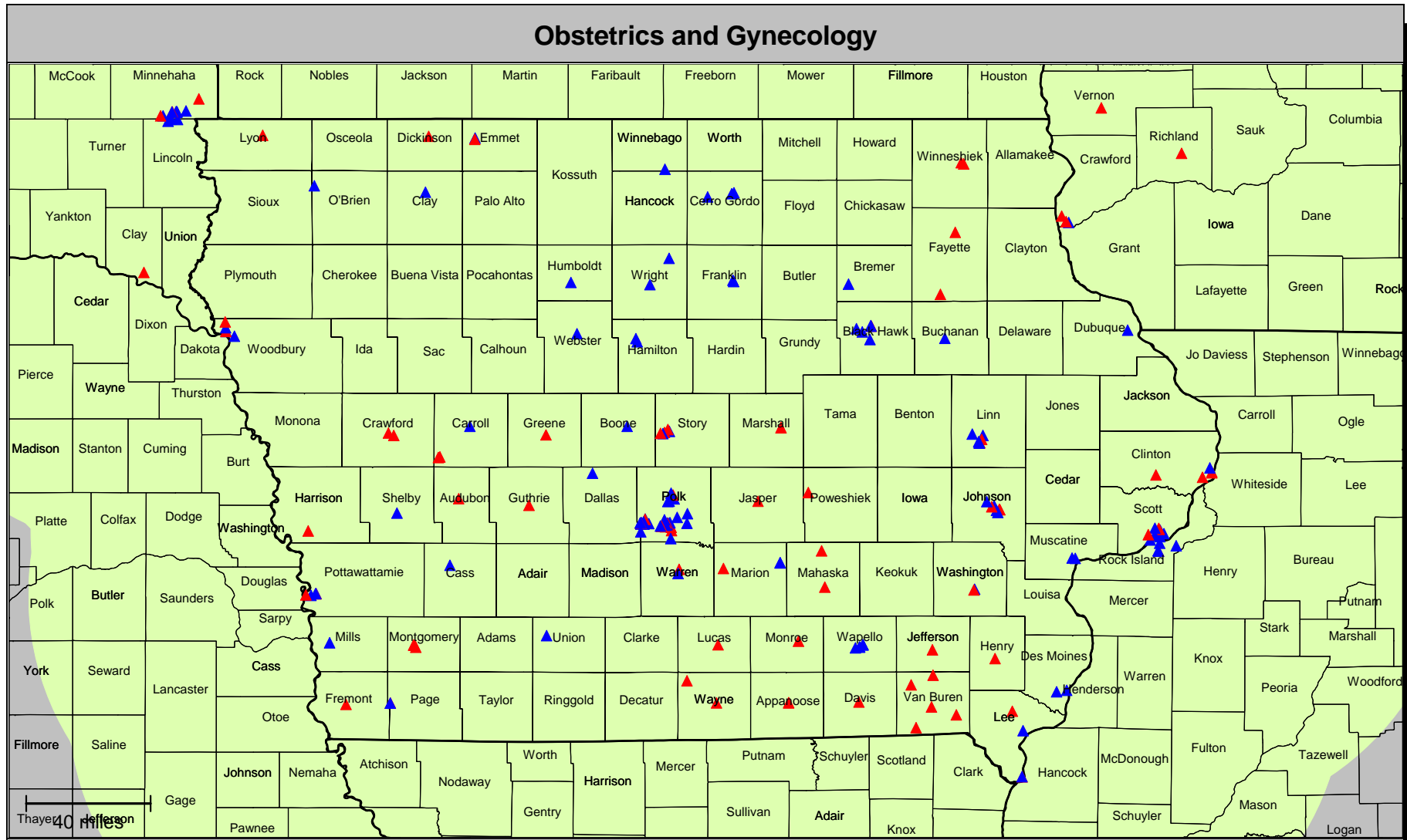
Accessibility summary

| Accessibility analysis specifications | |
|---------------------------------------|--|
| Provider group: | Neurosurgery 52 providers at 33 locations |
| Member group: | IA Mems 156,470 members |
| Access standard: | 1 provider within 90 miles |
| All members: | 156,470 (100.0%) 99.7% with access 0.3% without access |

| Average distance to a choice of providers for all members | | | | | |
|--|------|------|------|------|------|
| Number of providers | 1 | 2 | 3 | 4 | 5 |
| Miles | 23.4 | 25.5 | 36.2 | 39.3 | 41.1 |

| Key geographic areas | | | | |
|----------------------|-------------------------|-------------|------------|--------------------------------|
| Region | Total number of members | All members | | |
| | | Percent w | Percent wo | Average distance to 1 provider |
| East | 60,144 | 99.5 | 0.5 | 24.4 |
| Central | 56,448 | 99.8 | 0.2 | 24.6 |
| West | 39,878 | 100.0 | 0.0 | 20.2 |

Provider locations



- ▲ Single provider locations
- ▲ Multiple provider locations

■ 90 mile radius

Accessibility summary

| Accessibility analysis specifications | |
|---------------------------------------|--|
| Provider group: | Obstetrics and Gynecology 469 providers at 220 locations |
| Member group: | IA Mems 156,470 members |
| Access standard: | 1 provider within 60 miles |
| All members: | 156,470 (100.0%) 100.0% with access 0.0% without access |

| Average distance to a choice of providers for all members | | | | | |
|--|-----|-----|------|------|------|
| Number of providers | 1 | 2 | 3 | 4 | 5 |
| Miles | 6.8 | 8.2 | 10.3 | 11.6 | 12.6 |

| Key geographic areas | | | | |
|----------------------|-------------------------|-------------|------------|--------------------------------|
| Region | Total number of members | All members | | |
| | | Percent w | Percent wo | Average distance to 1 provider |
| East | 60,144 | 100.0 | 0.0 | 5.7 |
| Central | 56,448 | 100.0 | 0.0 | 5.4 |
| West | 39,878 | 100.0 | 0.0 | 10.6 |

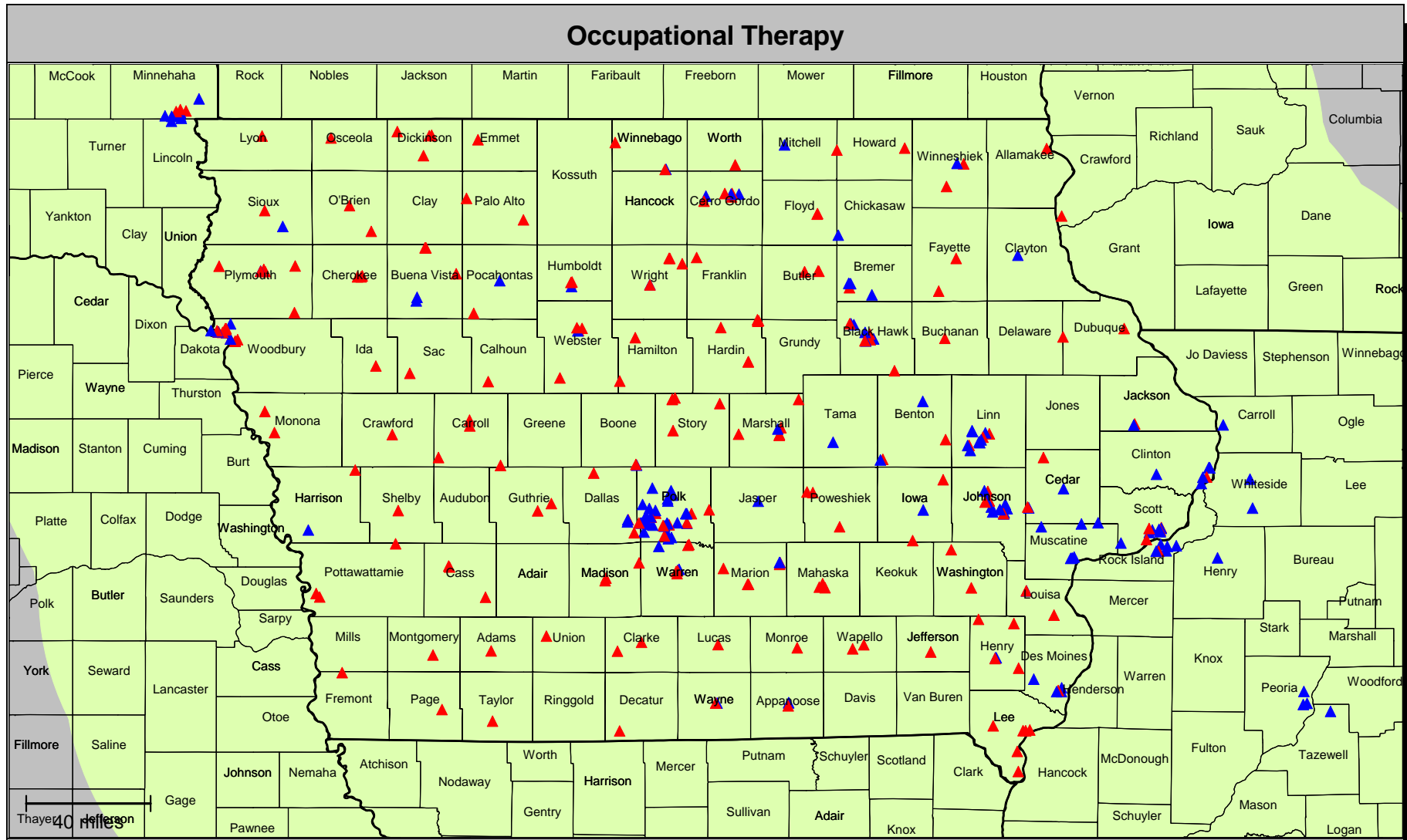
Accessibility summary

| Accessibility analysis specifications | |
|---------------------------------------|--|
| Provider group: | Obstetrics and Gynecology 469 providers at 220 locations |
| Member group: | IA Mems 156,470 members |
| Access standard: | 1 provider within 90 miles |
| All members: | 156,470 (100.0%) 100.0% with access 0.0% without access |

| Average distance to a choice of providers for all members | | | | | |
|--|-----|-----|------|------|------|
| Number of providers | 1 | 2 | 3 | 4 | 5 |
| Miles | 6.8 | 8.2 | 10.3 | 11.6 | 12.6 |

| Key geographic areas | | | | |
|----------------------|-------------------------|-------------|------------|--------------------------------|
| Region | Total number of members | All members | | |
| | | Percent w | Percent wo | Average distance to 1 provider |
| East | 60,144 | 100.0 | 0.0 | 5.7 |
| Central | 56,448 | 100.0 | 0.0 | 5.4 |
| West | 39,878 | 100.0 | 0.0 | 10.6 |

Provider locations



- ▲ Single provider locations
- ▲ Multiple provider locations

■ 90 mile radius

Accessibility summary

| Accessibility analysis specifications | |
|---------------------------------------|---|
| Provider group: | Occupational Therapy 300 providers at 360 locations |
| Member group: | IA Mems 156,470 members |
| Access standard: | 1 provider within 60 miles |
| All members: | 156,470 (100.0%) 100.0% with access 0.0% without access |

| Average distance to a choice of providers for all members | | | | | |
|--|-----|-----|-----|------|------|
| Number of providers | 1 | 2 | 3 | 4 | 5 |
| Miles | 4.4 | 7.2 | 9.7 | 10.8 | 12.2 |

| Key geographic areas | | | | |
|----------------------|-------------------------|-------------|------------|--------------------------------|
| Region | Total number of members | All members | | |
| | | Percent w | Percent wo | Average distance to 1 provider |
| East | 60,144 | 100.0 | 0.0 | 3.8 |
| Central | 56,448 | 100.0 | 0.0 | 3.7 |
| West | 39,878 | 100.0 | 0.0 | 6.2 |

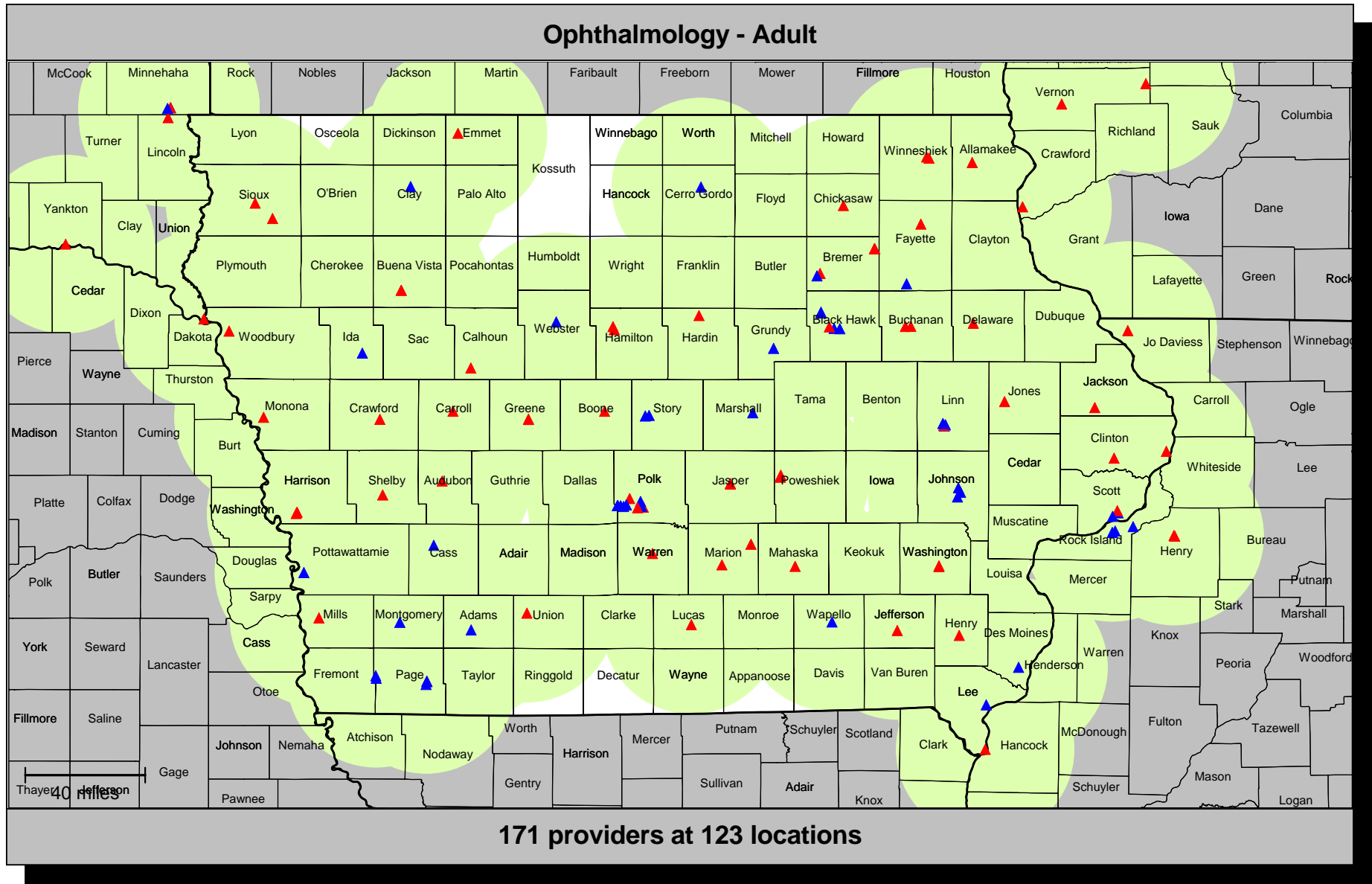
Accessibility summary

| Accessibility analysis specifications | |
|---------------------------------------|---|
| Provider group: | Occupational Therapy 300 providers at 360 locations |
| Member group: | IA Mems 156,470 members |
| Access standard: | 1 provider within 90 miles |
| All members: | 156,470 (100.0%) 100.0% with access 0.0% without access |

| Average distance to a choice of providers for all members | | | | | |
|--|-----|-----|-----|------|------|
| Number of providers | 1 | 2 | 3 | 4 | 5 |
| Miles | 4.4 | 7.2 | 9.7 | 10.8 | 12.2 |

| Key geographic areas | | | | |
|----------------------|-------------------------|-------------|------------|--------------------------------|
| Region | Total number of members | All members | | |
| | | Percent w | Percent wo | Average distance to 1 provider |
| East | 60,144 | 100.0 | 0.0 | 3.8 |
| Central | 56,448 | 100.0 | 0.0 | 3.7 |
| West | 39,878 | 100.0 | 0.0 | 6.2 |

Provider locations



- ▲ Single provider locations
- ▲ Multiple provider locations

■ 30 mile radius

Accessibility summary

| Accessibility analysis specifications | |
|---------------------------------------|--|
| Provider group: | Ophthalmology - Adult 171 providers at 123 locations |
| Member group: | IA Adult Members 67,136 members |
| Access standard: | 1 provider within 60 miles |
| All members: | 67,136 (100.0%) 100.0% with access 0.0% without access |

| Average distance to a choice of providers for all members | | | | | |
|--|-----|------|------|------|------|
| Number of providers | 1 | 2 | 3 | 4 | 5 |
| Miles | 7.8 | 11.2 | 15.2 | 17.1 | 18.3 |

| Key geographic areas | | | | |
|----------------------|-------------------------|-------------|------------|--------------------------------|
| Region | Total number of members | All members | | |
| | | Percent w | Percent wo | Average distance to 1 provider |
| East | 26,760 | 100.0 | 0.0 | 6.8 |
| Central | 24,422 | 100.0 | 0.0 | 7.3 |
| West | 15,954 | 100.0 | 0.0 | 10.5 |

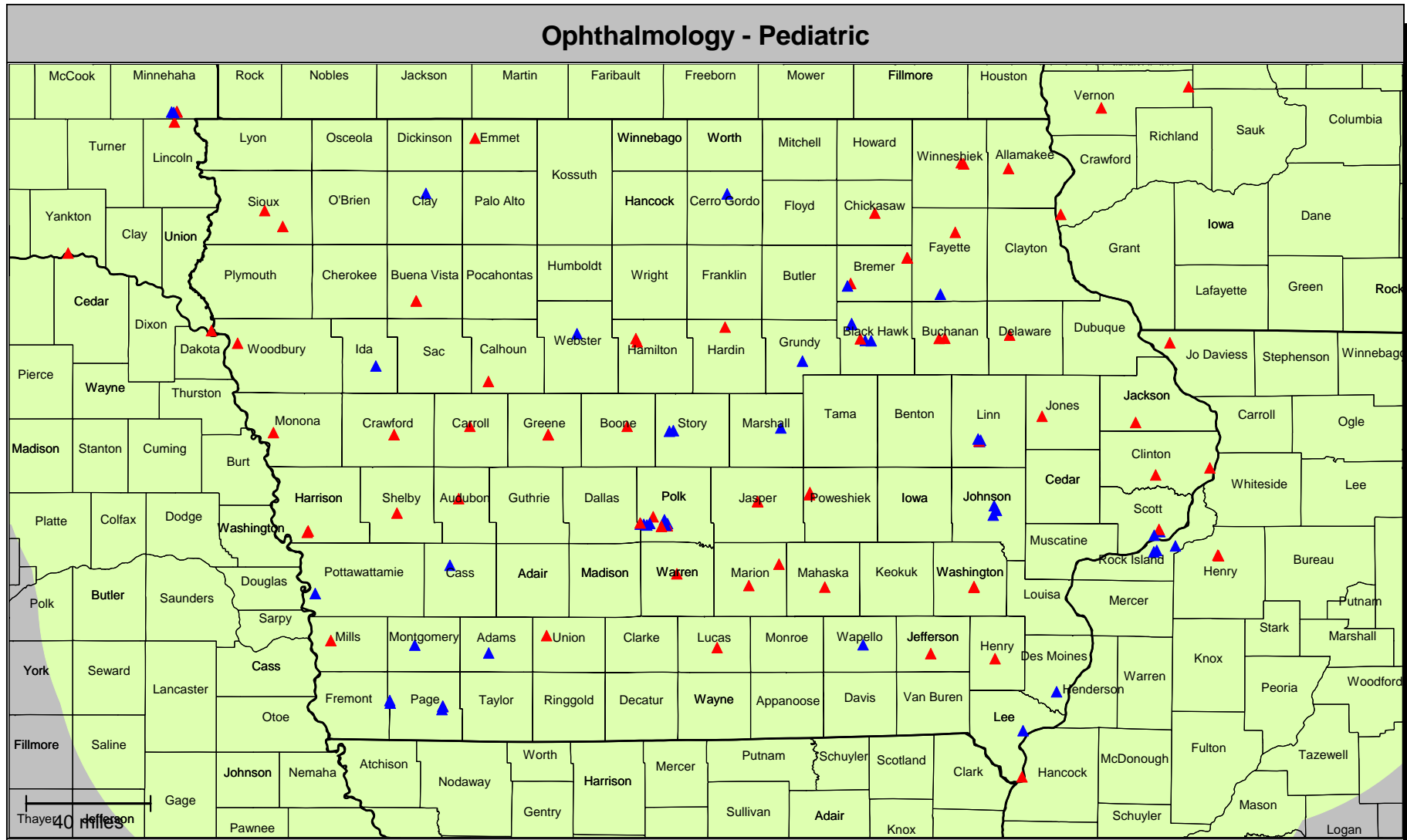
Accessibility summary

| Accessibility analysis specifications | |
|---------------------------------------|--|
| Provider group: | Ophthalmology - Adult 171 providers at 123 locations |
| Member group: | IA Adult Members 67,136 members |
| Access standard: | 1 provider within 90 miles |
| All members: | 67,136 (100.0%) 100.0% with access 0.0% without access |

| Average distance to a choice of providers for all members | | | | | |
|--|-----|------|------|------|------|
| Number of providers | 1 | 2 | 3 | 4 | 5 |
| Miles | 7.8 | 11.2 | 15.2 | 17.1 | 18.3 |

| Key geographic areas | | | | |
|----------------------|-------------------------|-------------|------------|--------------------------------|
| Region | Total number of members | All members | | |
| | | Percent w | Percent wo | Average distance to 1 provider |
| East | 26,760 | 100.0 | 0.0 | 6.8 |
| Central | 24,422 | 100.0 | 0.0 | 7.3 |
| West | 15,954 | 100.0 | 0.0 | 10.5 |

Provider locations



191 providers at 131 locations

- ▲ Single provider locations
- ▲ Multiple provider locations

90 mile radius

Accessibility summary

| Accessibility analysis specifications | |
|---------------------------------------|--|
| Provider group: | Ophthalmology - Pediatric 191 providers at 131 locations |
| Member group: | IA Children Members 70,187 members |
| Access standard: | 1 provider within 60 miles |
| All members: | 70,187 (100.0%) 100.0% with access 0.0% without access |

| Average distance to a choice of providers for all members | | | | | |
|--|-----|------|------|------|------|
| Number of providers | 1 | 2 | 3 | 4 | 5 |
| Miles | 8.2 | 11.5 | 15.9 | 17.7 | 18.9 |

| Key geographic areas | | | | |
|----------------------|-------------------------|-------------|------------|--------------------------------|
| Region | Total number of members | All members | | |
| | | Percent w | Percent wo | Average distance to 1 provider |
| East | 26,138 | 100.0 | 0.0 | 7.2 |
| Central | 25,228 | 100.0 | 0.0 | 7.5 |
| West | 18,821 | 100.0 | 0.0 | 10.6 |

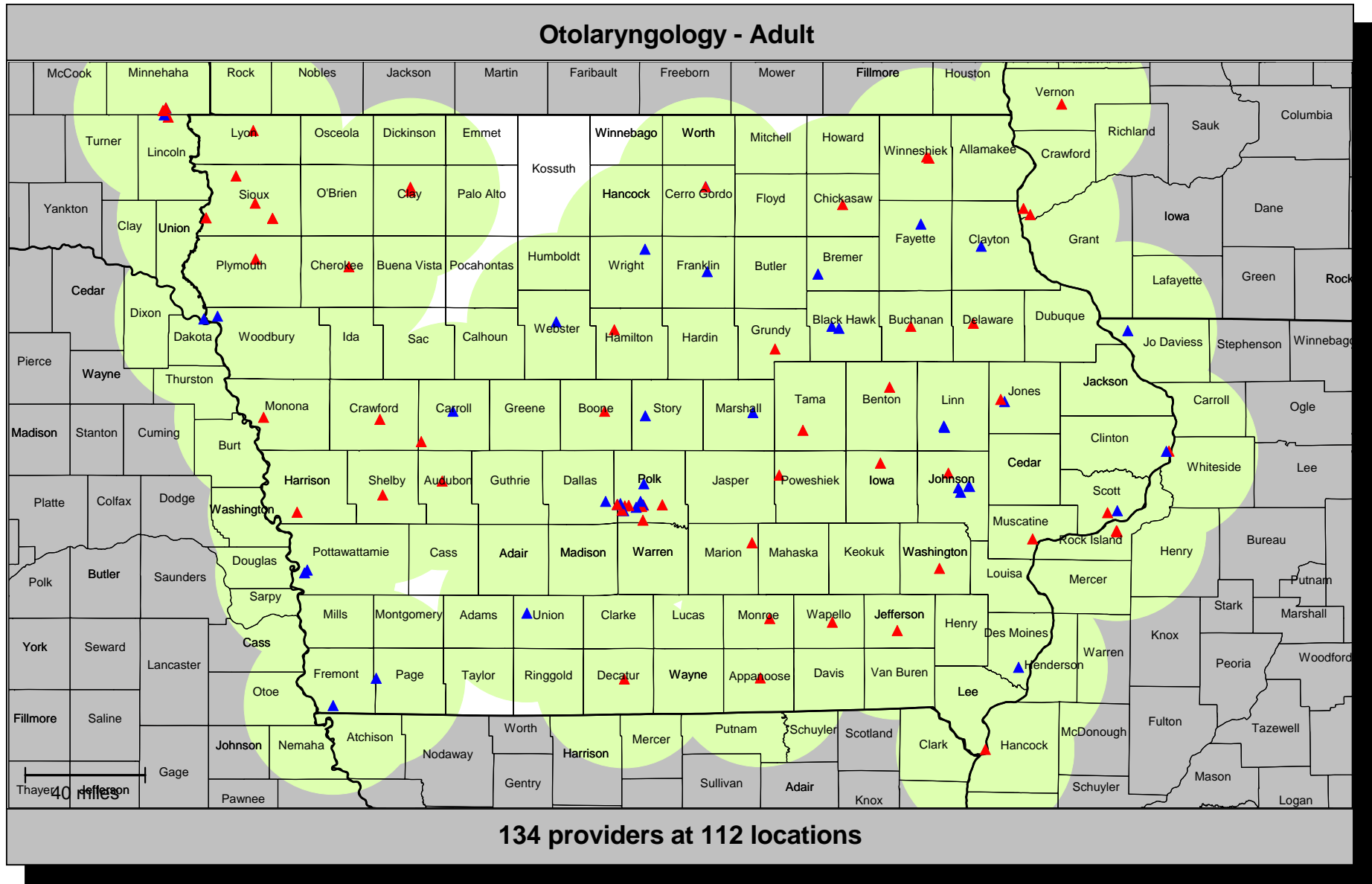
Accessibility summary

| Accessibility analysis specifications | |
|---------------------------------------|--|
| Provider group: | Ophthalmology - Pediatric 191 providers at 131 locations |
| Member group: | IA Children Members 70,187 members |
| Access standard: | 1 provider within 90 miles |
| All members: | 70,187 (100.0%) 100.0% with access 0.0% without access |

| Average distance to a choice of providers for all members | | | | | |
|--|-----|------|------|------|------|
| Number of providers | 1 | 2 | 3 | 4 | 5 |
| Miles | 8.2 | 11.5 | 15.9 | 17.7 | 18.9 |

| Key geographic areas | | | | |
|----------------------|-------------------------|-------------|------------|--------------------------------|
| Region | Total number of members | All members | | |
| | | Percent w | Percent wo | Average distance to 1 provider |
| East | 26,138 | 100.0 | 0.0 | 7.2 |
| Central | 25,228 | 100.0 | 0.0 | 7.5 |
| West | 18,821 | 100.0 | 0.0 | 10.6 |

Provider locations



Accessibility summary

| Accessibility analysis specifications | |
|---------------------------------------|---|
| Provider group: | Otolaryngology - Adult 134 providers at 112 locations |
| Member group: | IA Adult Members 67,136 members |
| Access standard: | 1 provider within 60 miles |
| All members: | 67,136 (100.0%) 100.0% with access 0.0% without access |

| Average distance to a choice of providers for all members | | | | | |
|--|-----|------|------|------|------|
| Number of providers | 1 | 2 | 3 | 4 | 5 |
| Miles | 8.2 | 12.0 | 16.5 | 19.7 | 23.1 |

| Key geographic areas | | | | |
|----------------------|-------------------------|-------------|------------|--------------------------------|
| Region | Total number of members | All members | | |
| | | Percent w | Percent wo | Average distance to 1 provider |
| East | 26,760 | 100.0 | 0.0 | 7.2 |
| Central | 24,422 | 100.0 | 0.0 | 7.0 |
| West | 15,954 | 100.0 | 0.0 | 11.7 |

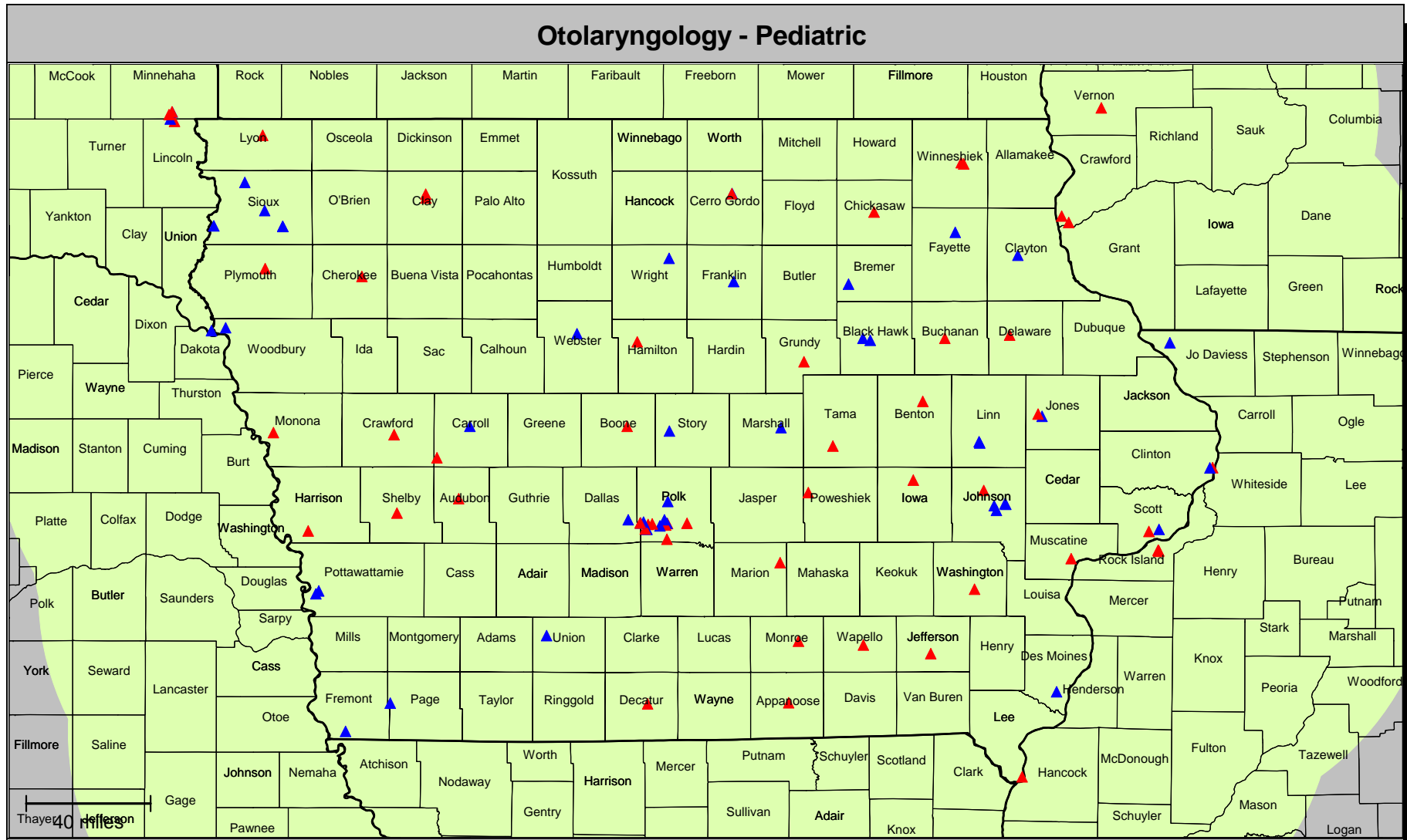
Accessibility summary

| Accessibility analysis specifications | |
|---------------------------------------|---|
| Provider group: | Otolaryngology - Adult 134 providers at 112 locations |
| Member group: | IA Adult Members 67,136 members |
| Access standard: | 1 provider within 90 miles |
| All members: | 67,136 (100.0%) 100.0% with access 0.0% without access |

| Average distance to a choice of providers for all members | | | | | |
|--|-----|------|------|------|------|
| Number of providers | 1 | 2 | 3 | 4 | 5 |
| Miles | 8.2 | 12.0 | 16.5 | 19.7 | 23.1 |

| Key geographic areas | | | | |
|----------------------|-------------------------|-------------|------------|--------------------------------|
| Region | Total number of members | All members | | |
| | | Percent w | Percent wo | Average distance to 1 provider |
| East | 26,760 | 100.0 | 0.0 | 7.2 |
| Central | 24,422 | 100.0 | 0.0 | 7.0 |
| West | 15,954 | 100.0 | 0.0 | 11.7 |

Provider locations



134 providers at 112 locations

- ▲ Single provider locations
- ▲ Multiple provider locations

□ 90 mile radius

Accessibility summary

| Accessibility analysis specifications | |
|---------------------------------------|---|
| Provider group: | Otolaryngology - Pediatric 134 providers at 112 locations |
| Member group: | IA Children Members 70,187 members |
| Access standard: | 1 provider within 60 miles |
| All members: | 70,187 (100.0%) 100.0% with access 0.0% without access |

| Average distance to a choice of providers for all members | | | | | |
|--|-----|------|------|------|------|
| Number of providers | 1 | 2 | 3 | 4 | 5 |
| Miles | 8.5 | 12.2 | 16.8 | 19.8 | 22.9 |

| Key geographic areas | | | | |
|----------------------|-------------------------|-------------|------------|--------------------------------|
| Region | Total number of members | All members | | |
| | | Percent w | Percent wo | Average distance to 1 provider |
| East | 26,138 | 100.0 | 0.0 | 7.6 |
| Central | 25,228 | 100.0 | 0.0 | 7.1 |
| West | 18,821 | 100.0 | 0.0 | 11.9 |

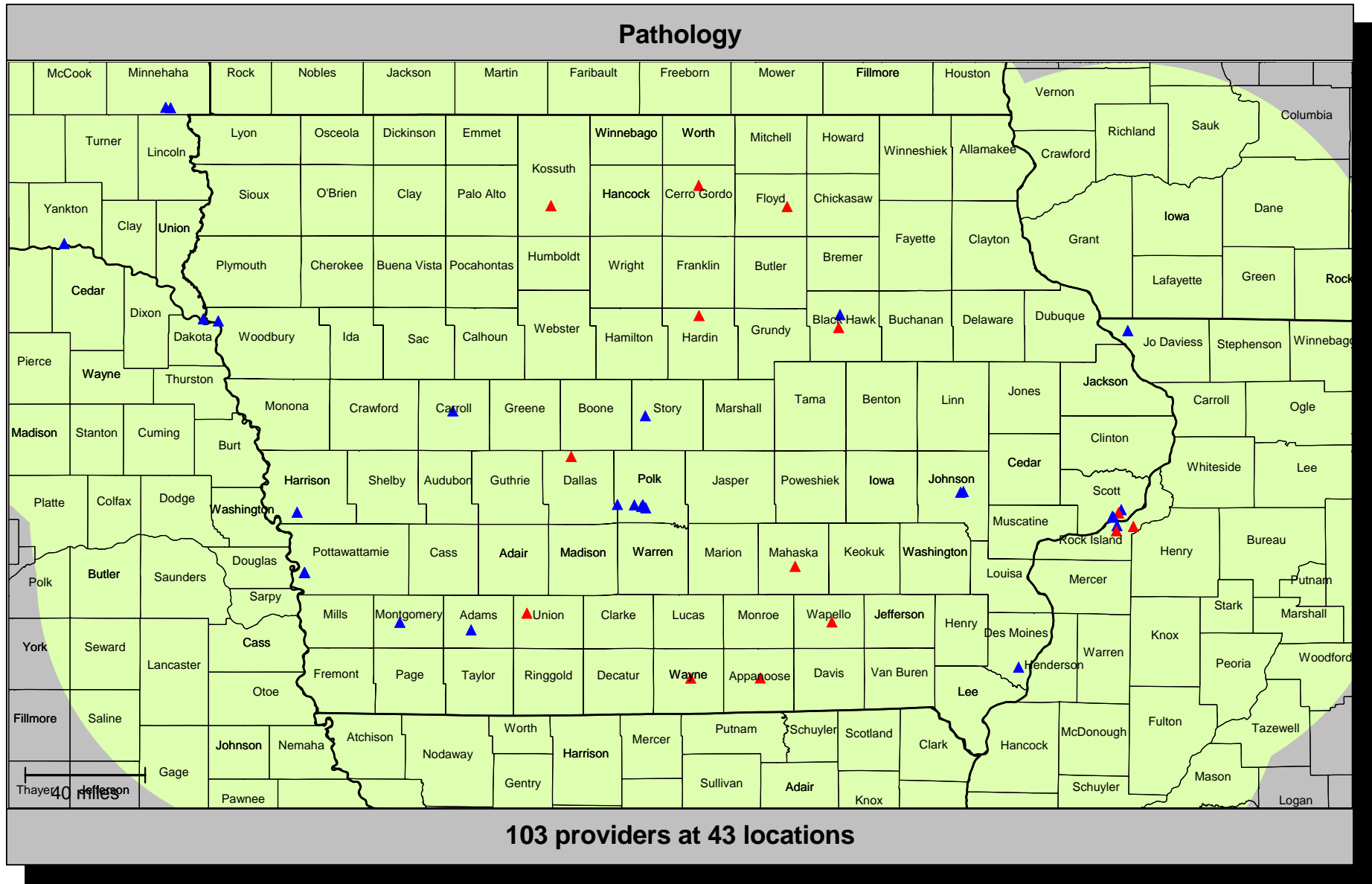
Accessibility summary

| Accessibility analysis specifications | |
|---------------------------------------|---|
| Provider group: | Otolaryngology - Pediatric 134 providers at 112 locations |
| Member group: | IA Children Members 70,187 members |
| Access standard: | 1 provider within 90 miles |
| All members: | 70,187 (100.0%) 100.0% with access 0.0% without access |

| Average distance to a choice of providers for all members | | | | | |
|--|-----|------|------|------|------|
| Number of providers | 1 | 2 | 3 | 4 | 5 |
| Miles | 8.5 | 12.2 | 16.8 | 19.8 | 22.9 |

| Key geographic areas | | | | |
|----------------------|-------------------------|-------------|------------|--------------------------------|
| Region | Total number of members | All members | | |
| | | Percent w | Percent wo | Average distance to 1 provider |
| East | 26,138 | 100.0 | 0.0 | 7.6 |
| Central | 25,228 | 100.0 | 0.0 | 7.1 |
| West | 18,821 | 100.0 | 0.0 | 11.9 |

Provider locations



- ▲ Single provider locations
- ▲ Multiple provider locations

□ 90 mile radius

Accessibility summary

| Accessibility analysis specifications | |
|---------------------------------------|--|
| Provider group: | Pathology 103 providers at 43 locations |
| Member group: | IA Mems 156,470 members |
| Access standard: | 1 provider within 60 miles |
| All members: | 156,470 (100.0%) 99.5% with access 0.5% without access |

| Average distance to a choice of providers for all members | | | | | |
|--|------|------|------|------|------|
| Number of providers | 1 | 2 | 3 | 4 | 5 |
| Miles | 16.9 | 20.7 | 23.2 | 24.6 | 29.9 |

| Key geographic areas | | | | |
|----------------------|-------------------------|-------------|------------|--------------------------------|
| Region | Total number of members | All members | | |
| | | Percent w | Percent wo | Average distance to 1 provider |
| East | 60,144 | 99.8 | 0.2 | 18.2 |
| Central | 56,448 | 100.0 | 0.0 | 11.4 |
| West | 39,878 | 98.5 | 1.5 | 22.7 |

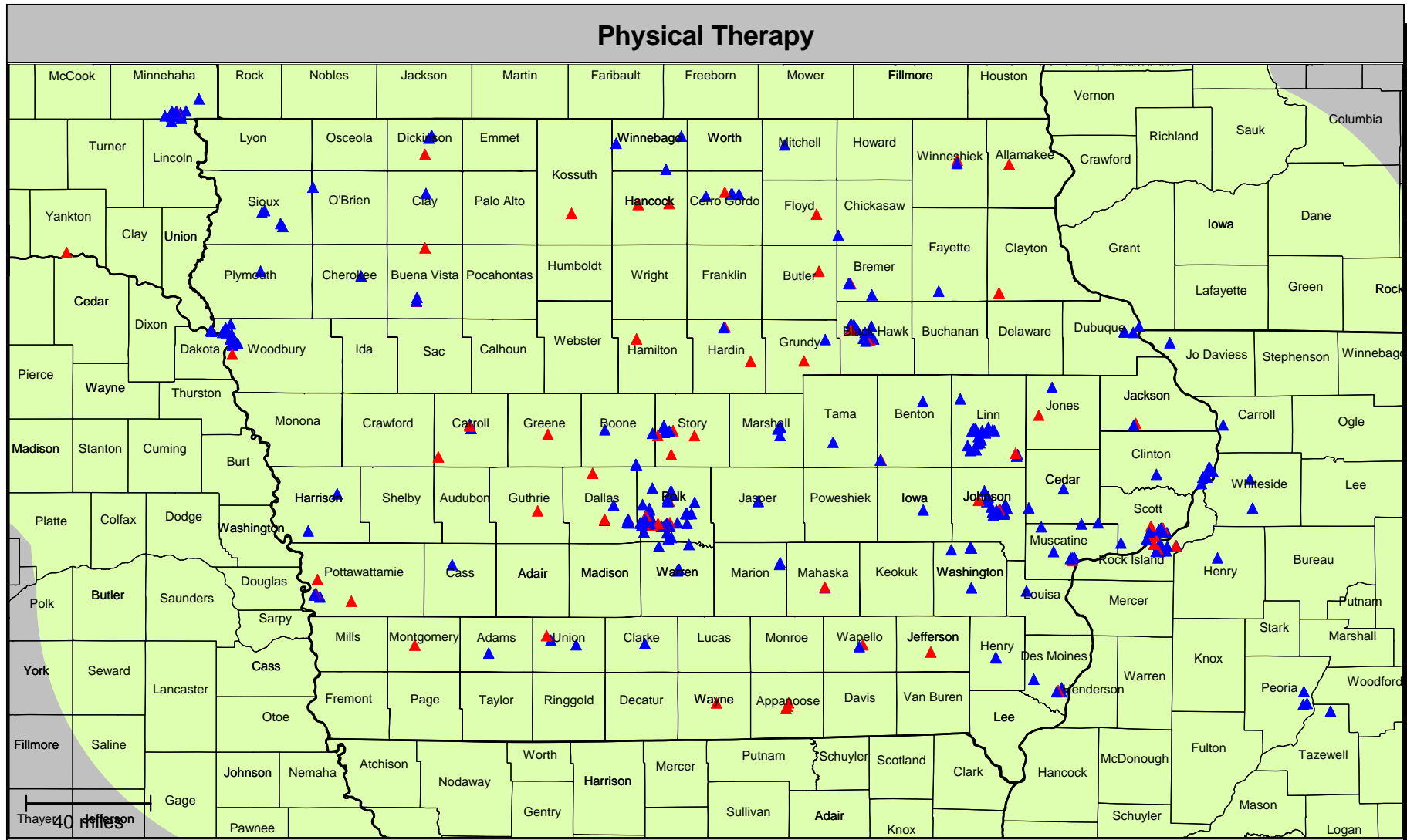
Accessibility summary

| Accessibility analysis specifications | |
|---------------------------------------|---|
| Provider group: | Pathology 103 providers at 43 locations |
| Member group: | IA Mems 156,470 members |
| Access standard: | 1 provider within 90 miles |
| All members: | 156,470 (100.0%) 100.0% with access 0.0% without access |

| Average distance to a choice of providers for all members | | | | | |
|--|------|------|------|------|------|
| Number of providers | 1 | 2 | 3 | 4 | 5 |
| Miles | 16.9 | 20.7 | 23.2 | 24.6 | 29.9 |

| Key geographic areas | | | | |
|----------------------|-------------------------|-------------|------------|--------------------------------|
| Region | Total number of members | All members | | |
| | | Percent w | Percent wo | Average distance to 1 provider |
| East | 60,144 | 100.0 | 0.0 | 18.2 |
| Central | 56,448 | 100.0 | 0.0 | 11.4 |
| West | 39,878 | 100.0 | 0.0 | 22.7 |

Provider locations



- ▲ Single provider locations
- ▲ Multiple provider locations

■ 90 mile radius

Accessibility summary

| Accessibility analysis specifications | |
|---------------------------------------|---|
| Provider group: | Physical Therapy 942 providers at 339 locations |
| Member group: | IA Mems 156,470 members |
| Access standard: | 1 provider within 60 miles |
| All members: | 156,470 (100.0%) 100.0% with access 0.0% without access |

| Average distance to a choice of providers for all members | | | | | |
|--|-----|-----|-----|-----|-----|
| Number of providers | 1 | 2 | 3 | 4 | 5 |
| Miles | 6.0 | 7.5 | 8.0 | 8.6 | 9.3 |

| Key geographic areas | | | | |
|----------------------|-------------------------|-------------|------------|--------------------------------|
| Region | Total number of members | All members | | |
| | | Percent w | Percent wo | Average distance to 1 provider |
| East | 60,144 | 99.9 | 0.1 | 4.6 |
| Central | 56,448 | 100.0 | 0.0 | 4.4 |
| West | 39,878 | 100.0 | 0.0 | 10.3 |

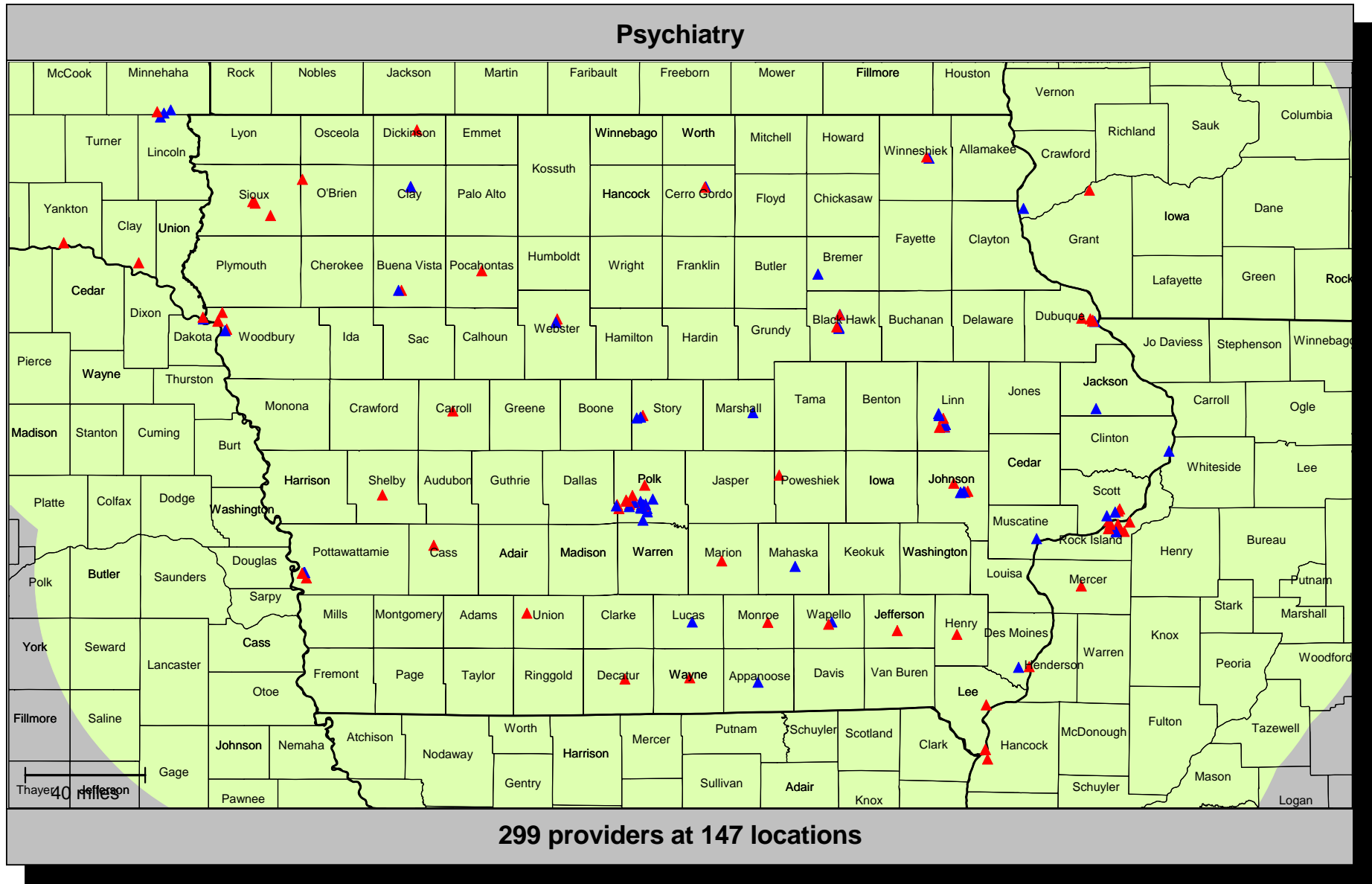
Accessibility summary

| Accessibility analysis specifications | |
|---------------------------------------|---|
| Provider group: | Physical Therapy 942 providers at 339 locations |
| Member group: | IA Mems 156,470 members |
| Access standard: | 1 provider within 90 miles |
| All members: | 156,470 (100.0%) 100.0% with access 0.0% without access |

| Average distance to a choice of providers for all members | | | | | |
|--|-----|-----|-----|-----|-----|
| Number of providers | 1 | 2 | 3 | 4 | 5 |
| Miles | 6.0 | 7.5 | 8.0 | 8.6 | 9.3 |

| Key geographic areas | | | | |
|----------------------|-------------------------|-------------|------------|--------------------------------|
| Region | Total number of members | All members | | |
| | | Percent w | Percent wo | Average distance to 1 provider |
| East | 60,144 | 100.0 | 0.0 | 4.6 |
| Central | 56,448 | 100.0 | 0.0 | 4.4 |
| West | 39,878 | 100.0 | 0.0 | 10.3 |

Provider locations



Accessibility summary

| Accessibility analysis specifications | |
|---------------------------------------|--|
| Provider group: | Psychiatry 299 providers at 147 locations |
| Member group: | IA Mems 156,470 members |
| Access standard: | 1 provider within 60 miles |
| All members: | 156,470 (100.0%) 99.9% with access 0.1% without access |

| Average distance to a choice of providers for all members | | | | | |
|--|-----|------|------|------|------|
| Number of providers | 1 | 2 | 3 | 4 | 5 |
| Miles | 8.9 | 11.2 | 13.5 | 16.2 | 18.4 |

| Key geographic areas | | | | |
|----------------------|-------------------------|-------------|------------|--------------------------------|
| Region | Total number of members | All members | | |
| | | Percent w | Percent wo | Average distance to 1 provider |
| East | 60,144 | 99.9 | 0.1 | 6.8 |
| Central | 56,448 | 100.0 | 0.0 | 7.6 |
| West | 39,878 | 99.9 | 0.1 | 14.0 |

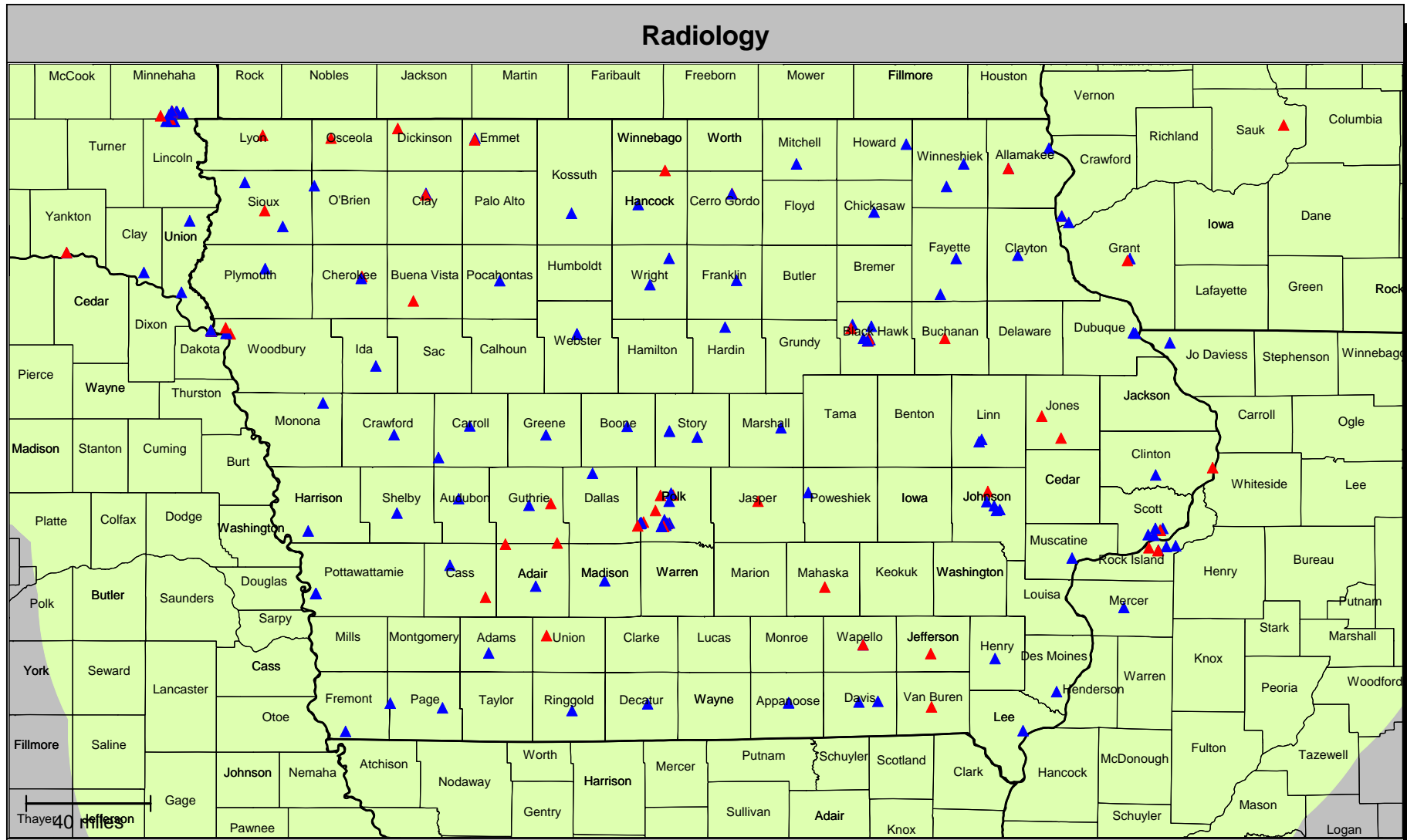
Accessibility summary

| Accessibility analysis specifications | |
|---------------------------------------|---|
| Provider group: | Psychiatry 299 providers at 147 locations |
| Member group: | IA Mems 156,470 members |
| Access standard: | 1 provider within 90 miles |
| All members: | 156,470 (100.0%) 100.0% with access 0.0% without access |

| Average distance to a choice of providers for all members | | | | | |
|--|-----|------|------|------|------|
| Number of providers | 1 | 2 | 3 | 4 | 5 |
| Miles | 8.9 | 11.2 | 13.5 | 16.2 | 18.4 |

| Key geographic areas | | | | |
|----------------------|-------------------------|-------------|------------|--------------------------------|
| Region | Total number of members | All members | | |
| | | Percent w | Percent wo | Average distance to 1 provider |
| East | 60,144 | 100.0 | 0.0 | 6.8 |
| Central | 56,448 | 100.0 | 0.0 | 7.6 |
| West | 39,878 | 100.0 | 0.0 | 14.0 |

Provider locations



- ▲ Single provider locations
- ▲ Multiple provider locations

□ 90 mile radius

Accessibility summary

| Accessibility analysis specifications | |
|---------------------------------------|---|
| Provider group: | Radiology 527 providers at 226 locations |
| Member group: | IA Mems 156,470 members |
| Access standard: | 1 provider within 60 miles |
| All members: | 156,470 (100.0%) 100.0% with access 0.0% without access |

| Average distance to a choice of providers for all members | | | | | |
|--|-----|-----|-----|-----|------|
| Number of providers | 1 | 2 | 3 | 4 | 5 |
| Miles | 6.6 | 8.0 | 8.8 | 9.3 | 10.2 |

| Key geographic areas | | | | |
|----------------------|-------------------------|-------------|------------|--------------------------------|
| Region | Total number of members | All members | | |
| | | Percent w | Percent wo | Average distance to 1 provider |
| East | 60,144 | 99.9 | 0.1 | 5.8 |
| Central | 56,448 | 100.0 | 0.0 | 7.0 |
| West | 39,878 | 100.0 | 0.0 | 7.3 |

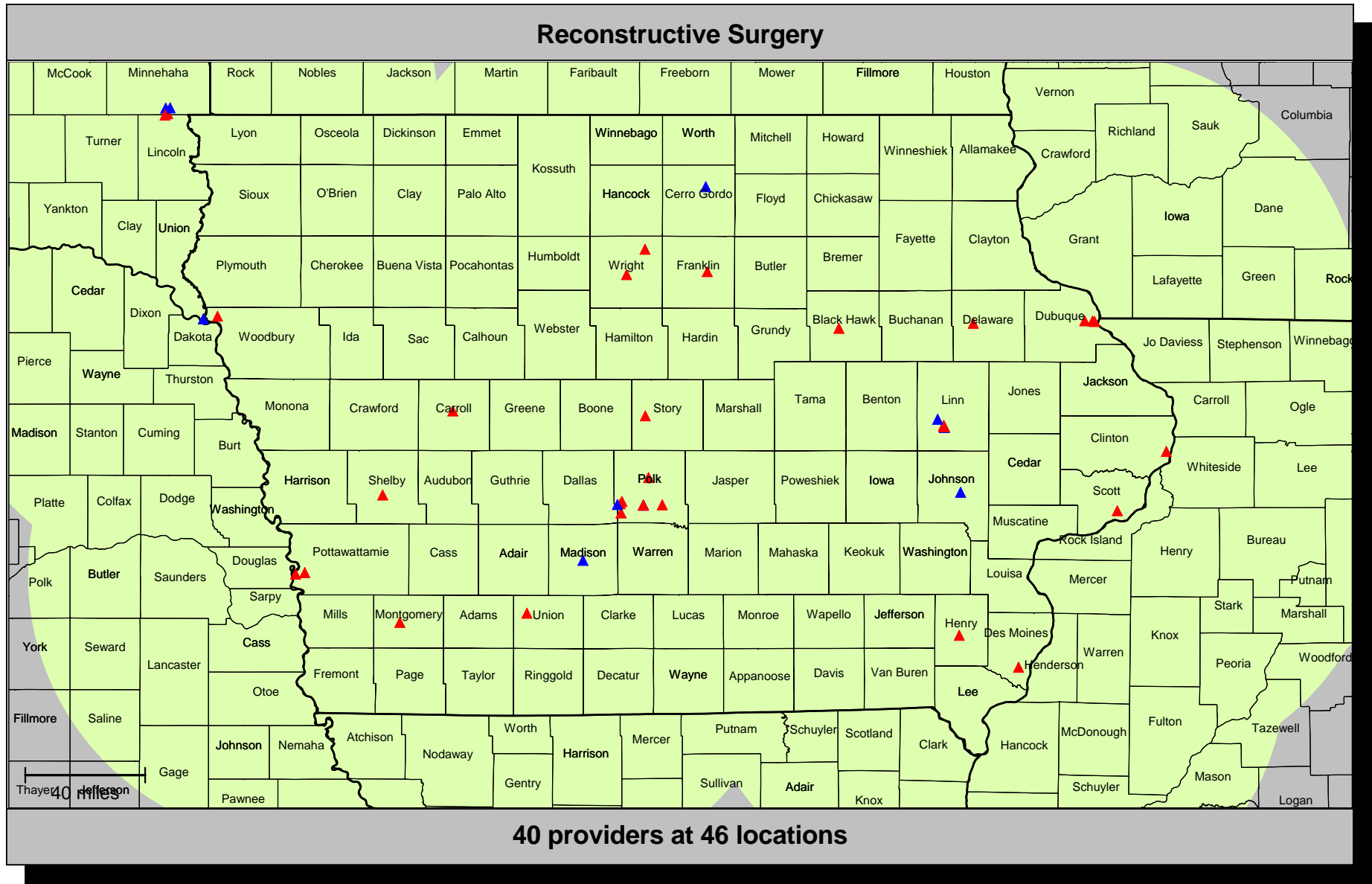
Accessibility summary

| Accessibility analysis specifications | |
|---------------------------------------|---|
| Provider group: | Radiology 527 providers at 226 locations |
| Member group: | IA Mems 156,470 members |
| Access standard: | 1 provider within 90 miles |
| All members: | 156,470 (100.0%) 100.0% with access 0.0% without access |

| Average distance to a choice of providers for all members | | | | | |
|--|-----|-----|-----|-----|------|
| Number of providers | 1 | 2 | 3 | 4 | 5 |
| Miles | 6.6 | 8.0 | 8.8 | 9.3 | 10.2 |

| Key geographic areas | | | | |
|----------------------|-------------------------|-------------|------------|--------------------------------|
| Region | Total number of members | All members | | |
| | | Percent w | Percent wo | Average distance to 1 provider |
| East | 60,144 | 100.0 | 0.0 | 5.8 |
| Central | 56,448 | 100.0 | 0.0 | 7.0 |
| West | 39,878 | 100.0 | 0.0 | 7.3 |

Provider locations



Accessibility summary

| Accessibility analysis specifications | |
|---------------------------------------|---|
| Provider group: | Reconstructive Surgery 40 providers at 46 locations |
| Member group: | IA Mems 156,470 members |
| Access standard: | 1 provider within 60 miles |
| All members: | 156,470 (100.0%) 97.0% with access 3.0% without access |

| Average distance to a choice of providers for all members | | | | | |
|--|------|------|------|------|------|
| Number of providers | 1 | 2 | 3 | 4 | 5 |
| Miles | 17.1 | 26.6 | 33.8 | 39.6 | 44.2 |

| Key geographic areas | | | | |
|----------------------|-------------------------|-------------|------------|--------------------------------|
| Region | Total number of members | All members | | |
| | | Percent w | Percent wo | Average distance to 1 provider |
| East | 60,144 | 99.5 | 0.5 | 11.7 |
| Central | 56,448 | 97.1 | 2.9 | 17.7 |
| West | 39,878 | 92.9 | 7.1 | 24.3 |

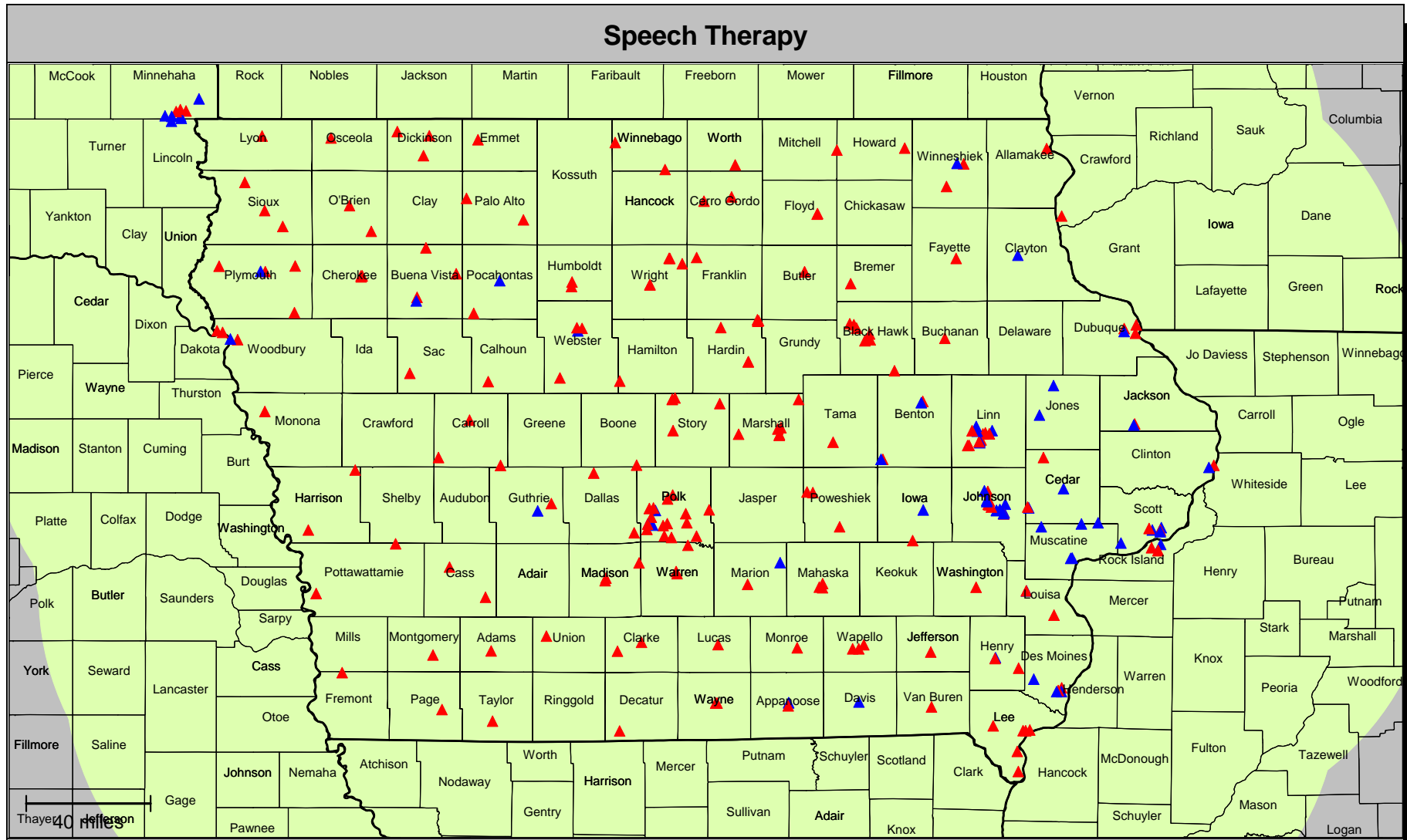
Accessibility summary

| Accessibility analysis specifications | |
|---------------------------------------|---|
| Provider group: | Reconstructive Surgery 40 providers at 46 locations |
| Member group: | IA Mems 156,470 members |
| Access standard: | 1 provider within 90 miles |
| All members: | 156,470 (100.0%) 100.0% with access 0.0% without access |

| Average distance to a choice of providers for all members | | | | | |
|--|------|------|------|------|------|
| Number of providers | 1 | 2 | 3 | 4 | 5 |
| Miles | 17.1 | 26.6 | 33.8 | 39.6 | 44.2 |

| Key geographic areas | | | | |
|----------------------|-------------------------|-------------|------------|--------------------------------|
| Region | Total number of members | All members | | |
| | | Percent w | Percent wo | Average distance to 1 provider |
| East | 60,144 | 100.0 | 0.0 | 11.7 |
| Central | 56,448 | 100.0 | 0.0 | 17.7 |
| West | 39,878 | 100.0 | 0.0 | 24.3 |

Provider locations



- ▲ Single provider locations
- ▲ Multiple provider locations

■ 90 mile radius

Accessibility summary

| Accessibility analysis specifications | |
|---------------------------------------|---|
| Provider group: | Speech Therapy 255 providers at 258 locations |
| Member group: | IA Mems 156,470 members |
| Access standard: | 1 provider within 60 miles |
| All members: | 156,470 (100.0%) 100.0% with access 0.0% without access |

| Average distance to a choice of providers for all members | | | | | |
|--|-----|-----|------|------|------|
| Number of providers | 1 | 2 | 3 | 4 | 5 |
| Miles | 5.0 | 8.7 | 11.0 | 13.3 | 15.3 |

| Key geographic areas | | | | |
|----------------------|-------------------------|-------------|------------|--------------------------------|
| Region | Total number of members | All members | | |
| | | Percent w | Percent wo | Average distance to 1 provider |
| East | 60,144 | 100.0 | 0.0 | 4.2 |
| Central | 56,448 | 100.0 | 0.0 | 4.4 |
| West | 39,878 | 100.0 | 0.0 | 7.1 |

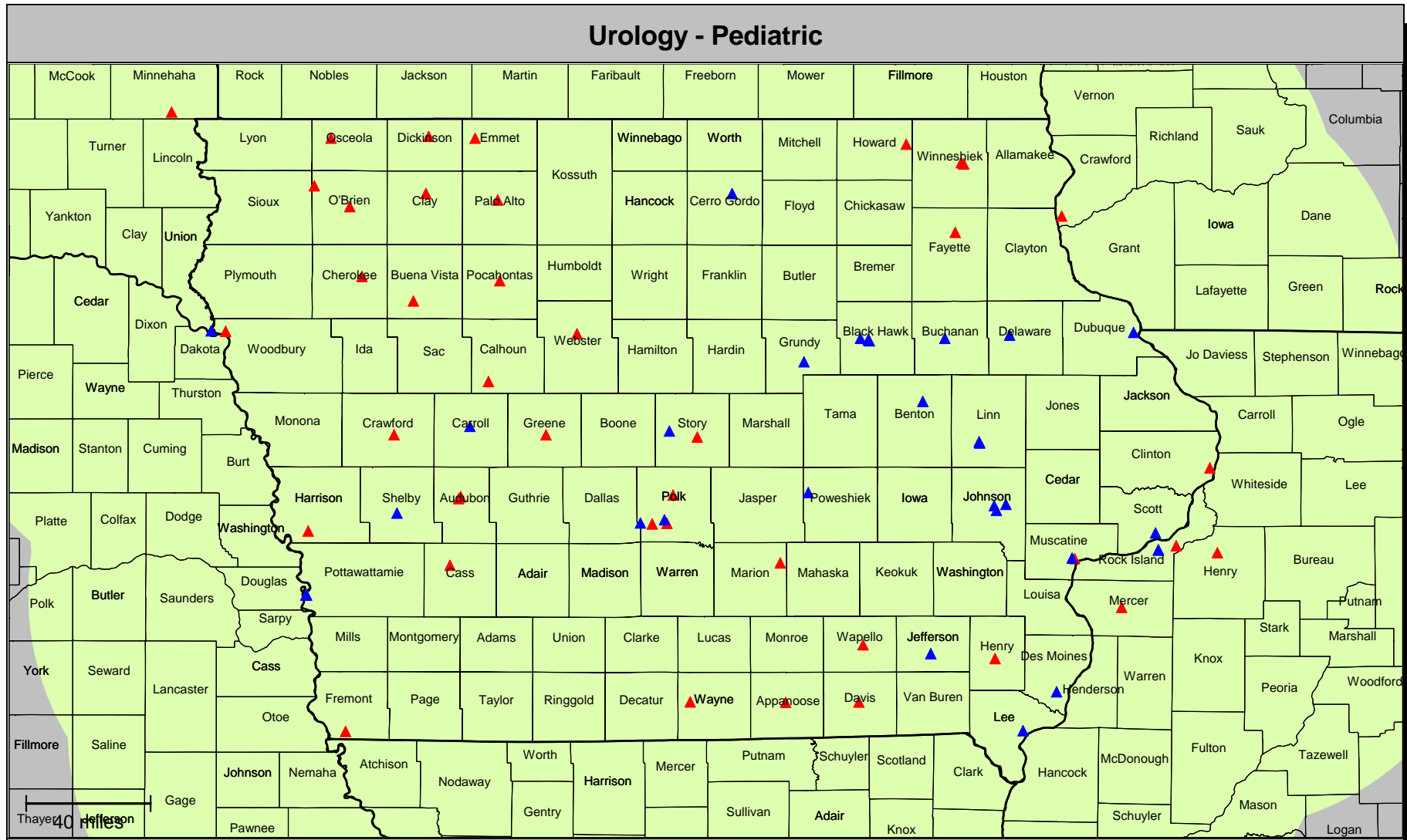
Accessibility summary

| Accessibility analysis specifications | |
|---------------------------------------|---|
| Provider group: | Speech Therapy 255 providers at 258 locations |
| Member group: | IA Mems 156,470 members |
| Access standard: | 1 provider within 90 miles |
| All members: | 156,470 (100.0%) 100.0% with access 0.0% without access |

| Average distance to a choice of providers for all members | | | | | |
|--|-----|-----|------|------|------|
| Number of providers | 1 | 2 | 3 | 4 | 5 |
| Miles | 5.0 | 8.7 | 11.0 | 13.3 | 15.3 |

| Key geographic areas | | | | |
|----------------------|-------------------------|-------------|------------|--------------------------------|
| Region | Total number of members | All members | | |
| | | Percent w | Percent wo | Average distance to 1 provider |
| East | 60,144 | 100.0 | 0.0 | 4.2 |
| Central | 56,448 | 100.0 | 0.0 | 4.4 |
| West | 39,878 | 100.0 | 0.0 | 7.1 |

Provider locations



- ▲ Single provider locations
- ▲ Multiple provider locations

□ 90 mile radius

Accessibility summary

| Accessibility analysis specifications | |
|---------------------------------------|--|
| Provider group: | Urology - Pediatric 99 providers at 78 locations |
| Member group: | IA Children Members 70,187 members |
| Access standard: | 1 provider within 60 miles |
| All members: | 70,187 (100.0%) 100.0% with access 0.0% without access |

| Average distance to a choice of providers for all members | | | | | |
|--|------|------|------|------|------|
| Number of providers | 1 | 2 | 3 | 4 | 5 |
| Miles | 10.0 | 14.2 | 17.3 | 20.7 | 22.9 |

| Key geographic areas | | | | |
|----------------------|-------------------------|-------------|------------|--------------------------------|
| Region | Total number of members | All members | | |
| | | Percent w | Percent wo | Average distance to 1 provider |
| East | 26,138 | 100.0 | 0.0 | 7.6 |
| Central | 25,228 | 100.0 | 0.0 | 10.1 |
| West | 18,821 | 100.0 | 0.0 | 13.1 |

Accessibility summary

| Accessibility analysis specifications | |
|---------------------------------------|--|
| Provider group: | Urology - Pediatric 99 providers at 78 locations |
| Member group: | IA Children Members 70,187 members |
| Access standard: | 1 provider within 90 miles |
| All members: | 70,187 (100.0%) 100.0% with access 0.0% without access |

| Average distance to a choice of providers for all members | | | | | |
|--|------|------|------|------|------|
| Number of providers | 1 | 2 | 3 | 4 | 5 |
| Miles | 10.0 | 14.2 | 17.3 | 20.7 | 22.9 |

| Key geographic areas | | | | |
|----------------------|-------------------------|-------------|------------|--------------------------------|
| Region | Total number of members | All members | | |
| | | Percent w | Percent wo | Average distance to 1 provider |
| East | 26,138 | 100.0 | 0.0 | 7.6 |
| Central | 25,228 | 100.0 | 0.0 | 10.1 |
| West | 18,821 | 100.0 | 0.0 | 13.1 |