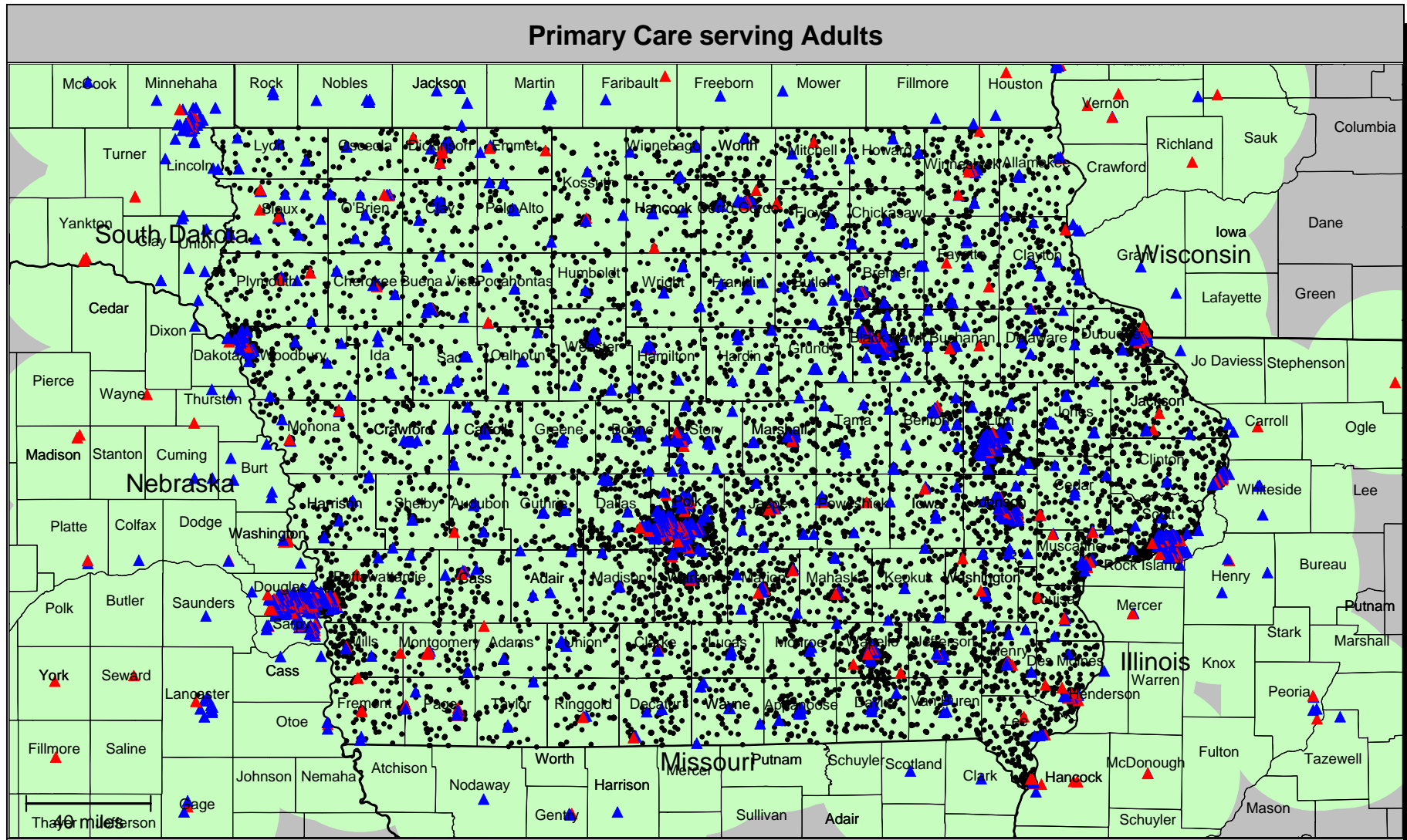


Provider locations



- Members with access
- Members without access
- ▲ Single Provider locations
- ▲ Multiple Provider locations

Access standard: 1 provider within 30 miles
30 mile radius

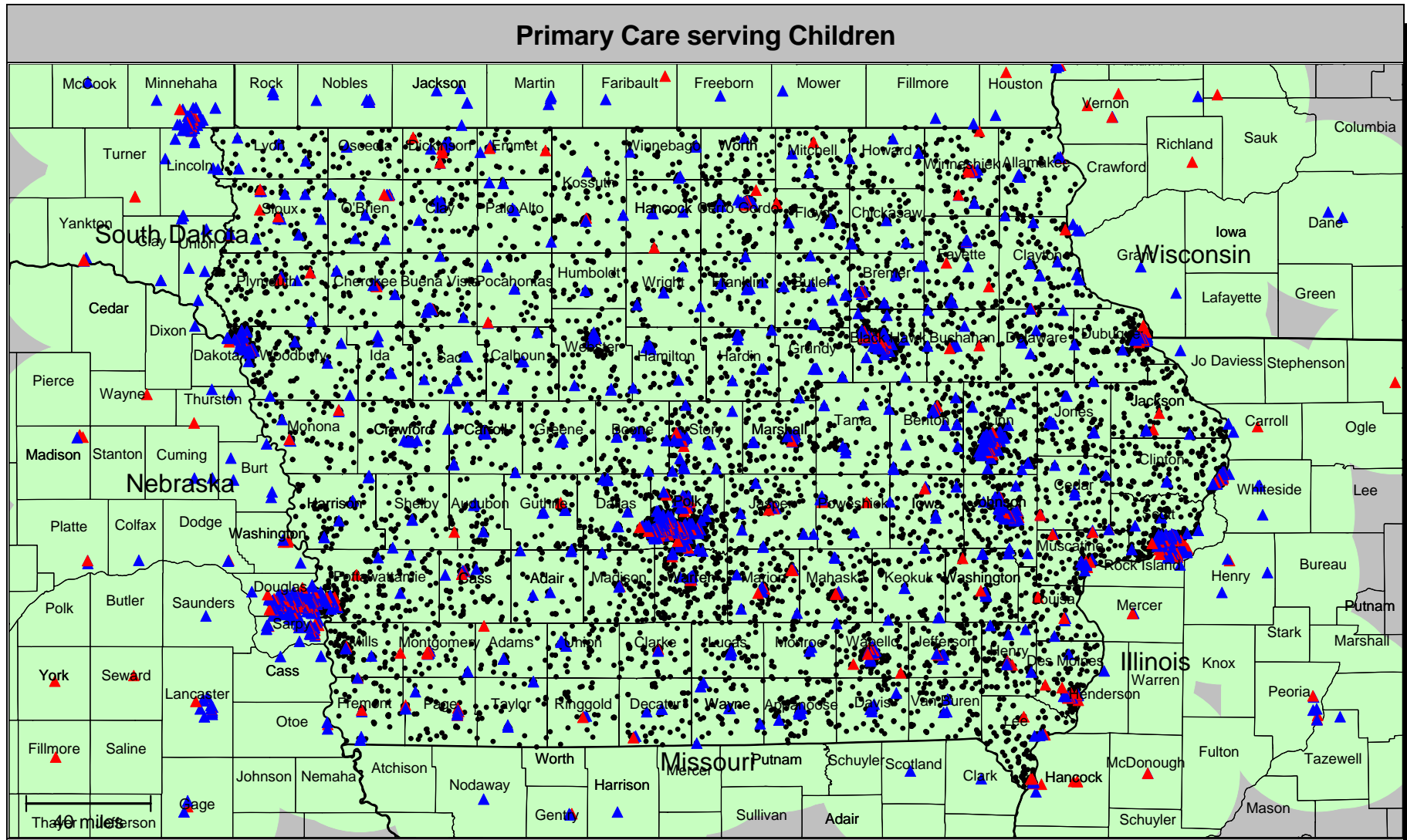
Accessibility summary

Accessibility analysis specifications	
Provider group:	Primary Care serving Adults 10,987 Providers at 2,281 locations (based on 43,999 records)
Member group:	IA Adult Members 67,115 Members
Access standard:	1 provider within 30 miles
All Members:	67,115 (100.0%) 100.0% with access 0.0% without access

Average distance to a choice of Providers for all Members					
Number of Providers	1	2	3	4	5
Miles	1.4	1.5	1.6	1.7	1.8

Key geographic areas				
Region	Total number of Members	All Members		
		Percent w	Percent wo	Average distance to 1 Provider
East	26,753	100.0	0.0	1.2
Central	24,412	100.0	0.0	1.3
West	15,950	100.0	0.0	2.0

Provider locations



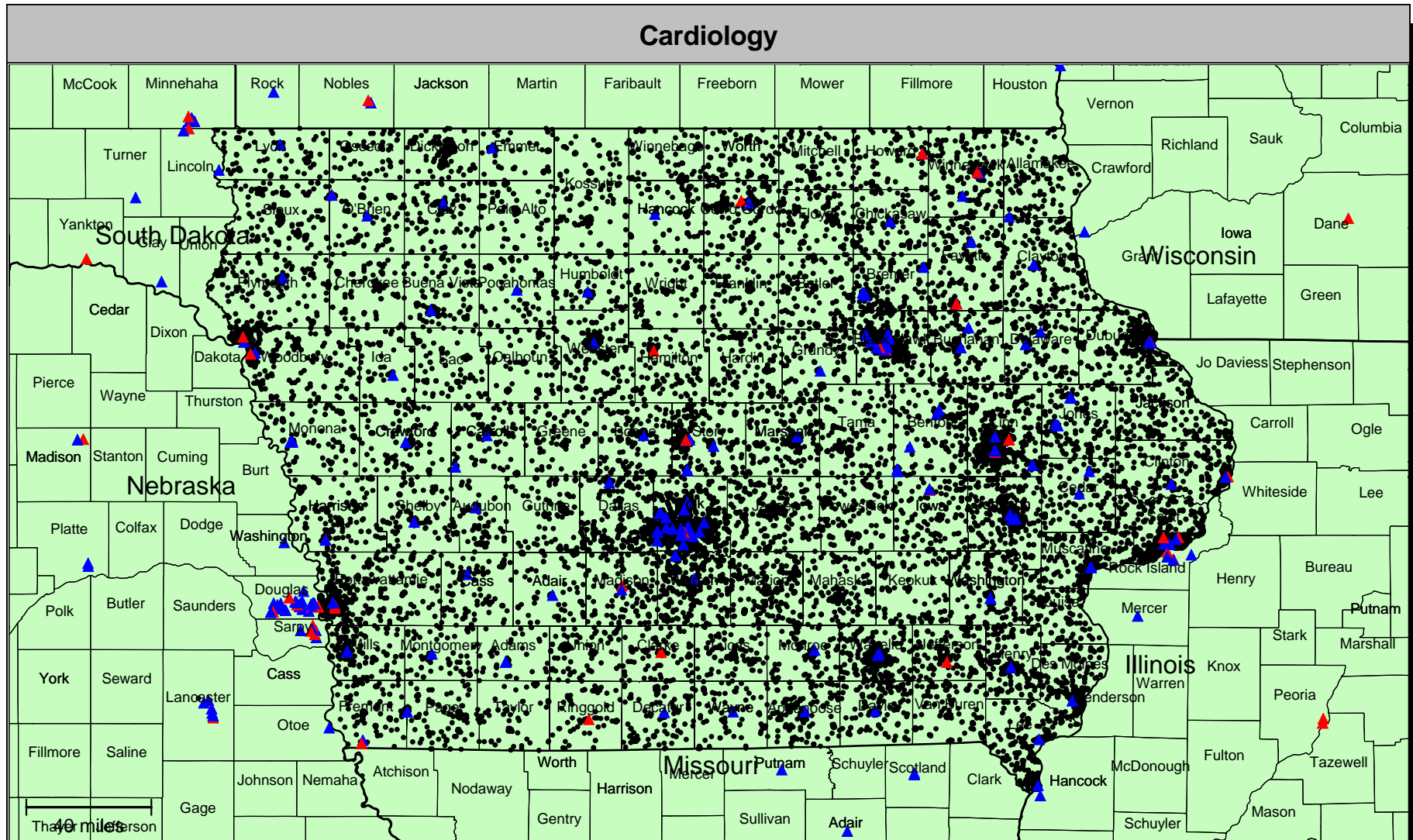
Accessibility summary

Accessibility analysis specifications	
Provider group:	Primary Care serving Children 12,584 Providers at 2,379 locations (based on 49,939 records)
Member group:	IA Children Members 70,167 Members
Access standard:	1 provider within 30 miles
All Members:	70,167 (100.0%) 100.0% with access 0.0% without access

Average distance to a choice of Providers for all Members					
Number of Providers	1	2	3	4	5
Miles	1.4	1.6	1.7	1.8	1.8

Key geographic areas				
Region	Total number of Members	All Members		
		Percent w	Percent wo	Average distance to 1 Provider
East	26,130	100.0	0.0	1.3
Central	25,221	100.0	0.0	1.3
West	18,816	100.0	0.0	1.9

Provider locations



- Members with access
- Members without access
- ▲ Single Provider locations
- ▲ Multiple Provider locations

Access standard: 1 provider within 90 miles
90 mile radius

Accessibility summary

Accessibility analysis specifications	
Provider group:	Cardiology 702 Providers at 323 locations (based on 4,575 records)
Member group:	IA Mems 156,406 Members
Access standard:	1provider within 60 miles
All Members:	156,406 (100.0%) 100.0% with access 0.0% without access

Average distance to a choice of Providers for all Members					
Number of Providers	1	2	3	4	5
Miles	5.1	5.5	6.0	6.8	7.4

Key geographic areas				
Region	Total number of Members	All Members		
		Percent w	Percent wo	Average distance to 1 Provider
East	60,120	100.0	0.0	3.5
Central	56,425	100.0	0.0	5.8
West	39,861	100.0	0.0	6.7

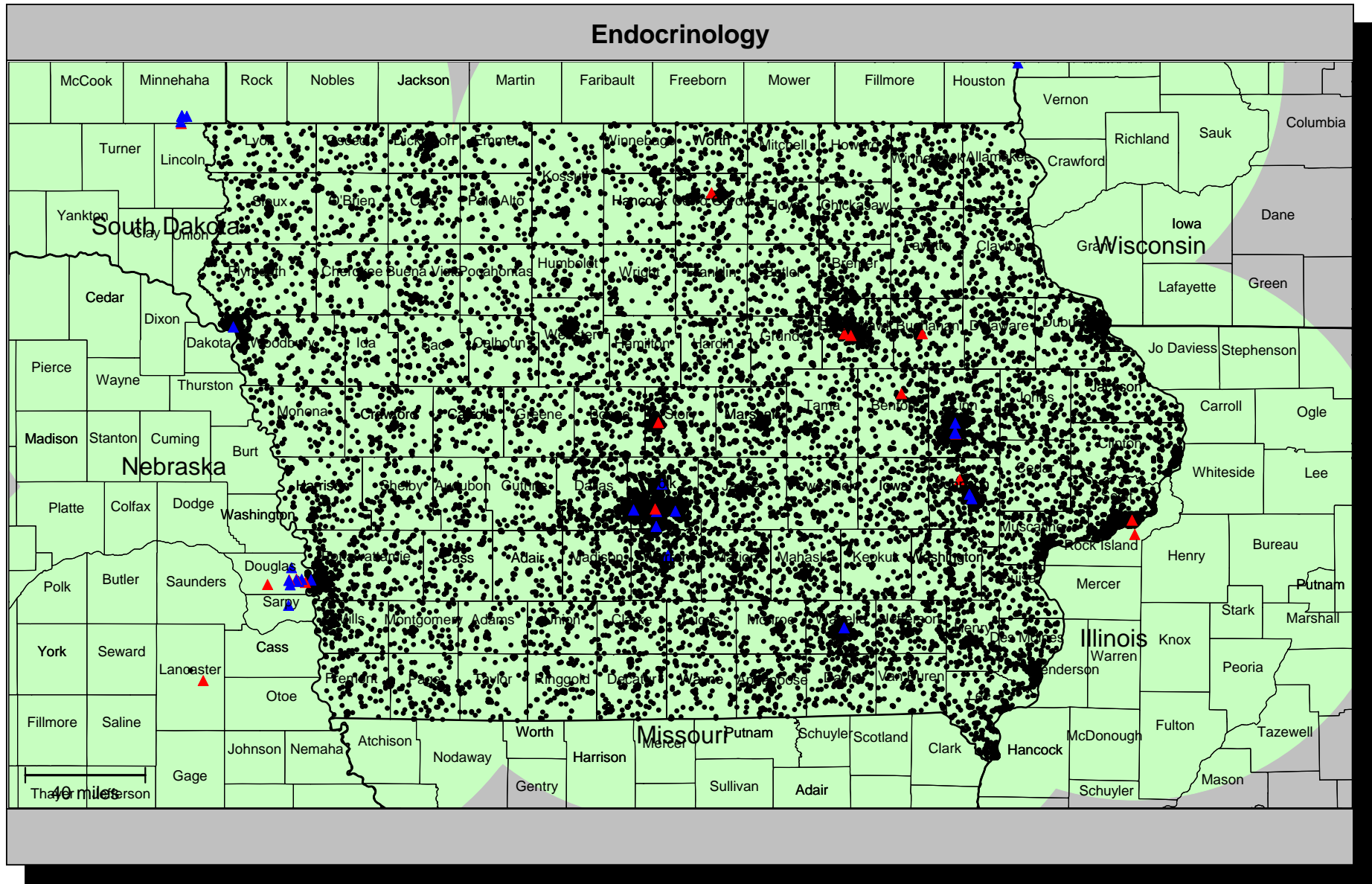
Accessibility summary

Accessibility analysis specifications	
Provider group:	Cardiology 702 Providers at 323 locations (based on 4,575 records)
Member group:	IA Mems 156,406 Members
Access standard:	1 provider within 90 miles
All Members:	156,406 (100.0%) 100.0% with access 0.0% without access

Average distance to a choice of Providers for all Members					
Number of Providers	1	2	3	4	5
Miles	5.1	5.5	6.0	6.8	7.4

Key geographic areas				
Region	Total number of Members	All Members		
		Percent w	Percent wo	Average distance to 1 Provider
East	60,120	100.0	0.0	3.5
Central	56,425	100.0	0.0	5.8
West	39,861	100.0	0.0	6.7

Provider locations



- Members with access
- Members without access
- ▲ Single Provider locations
- ▲ Multiple Provider locations

Access standard: 1 provider within 90 miles
90 mile radius

Accessibility summary

Accessibility analysis specifications	
Provider group:	Endocrinology 71 Providers at 53 locations (based on 151 records)
Member group:	IA Mems 156,406 Members
Access standard:	1provider within 60 miles
All Members:	156,406 (100.0%) 93.7% with access 6.3% without access

Average distance to a choice of Providers for all Members					
Number of Providers	1	2	3	4	5
Miles	20.1	23.6	32.7	33.8	38.1

Key geographic areas				
Region	Total number of Members	All Members		
		Percent w	wo	Average distance to 1 Provider
East	60,120	93.4	6.6	19.9
Central	56,425	100.0	0.0	11.4
West	39,861	85.1	14.9	32.5

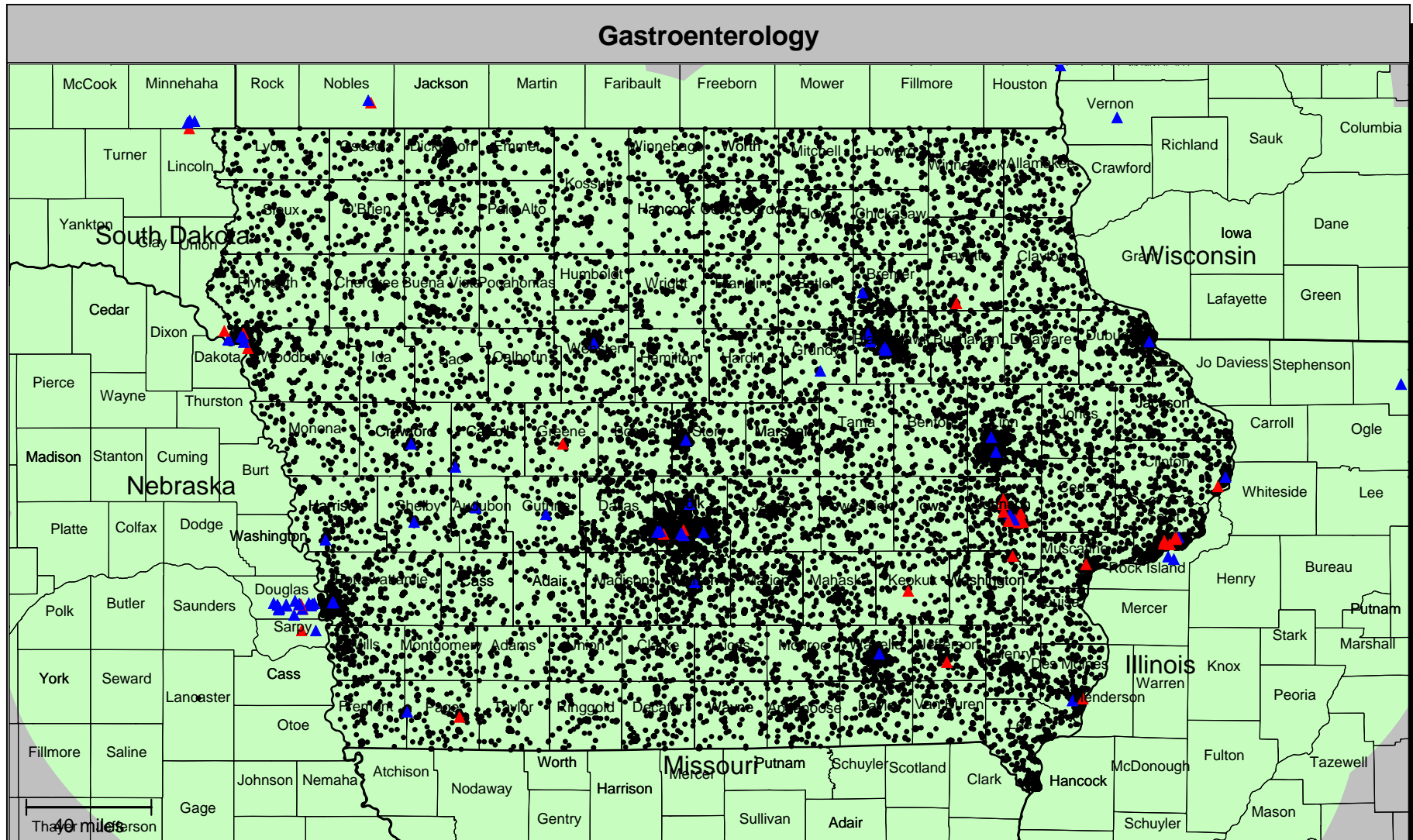
Accessibility summary

Accessibility analysis specifications	
Provider group:	Endocrinology 71 Providers at 53 locations (based on 151 records)
Member group:	IA Mems 156,406 Members
Access standard:	1 provider within 90 miles
All Members:	156,406 (100.0%) 100.0% with access 0.0% without access

Average distance to a choice of Providers for all Members					
Number of Providers	1	2	3	4	5
Miles	20.1	23.6	32.7	33.8	38.1

Key geographic areas				
Region	Total number of Members	All Members		
		Percent w	Percent wo	Average distance to 1 Provider
East	60,120	100.0	0.0	19.9
Central	56,425	100.0	0.0	11.4
West	39,861	100.0	0.0	32.5

Provider locations



- Members with access
- Members without access
- ▲ Single Provider locations
- ▲ Multiple Provider locations

Access standard: 1 provider within 90 miles
90 mile radius

Accessibility summary

Accessibility analysis specifications	
Provider group:	Gastroenterology 267 Providers at 123 locations (based on 746 records)
Member group:	IA Mems 156,406 Members
Access standard:	1 provider within 60 miles
All Members:	156,406 (100.0%) 99.7% with access 0.3% without access

Average distance to a choice of Providers for all Members					
Number of Providers	1	2	3	4	5
Miles	11.6	13.0	14.6	17.0	19.0

Key geographic areas				
Region	Total number of Members	All Members		
		Percent w	Percent wo	Average distance to 1 Provider
East	60,120	100.0	0.0	7.4
Central	56,425	99.9	0.1	12.1
West	39,861	99.0	1.0	17.3

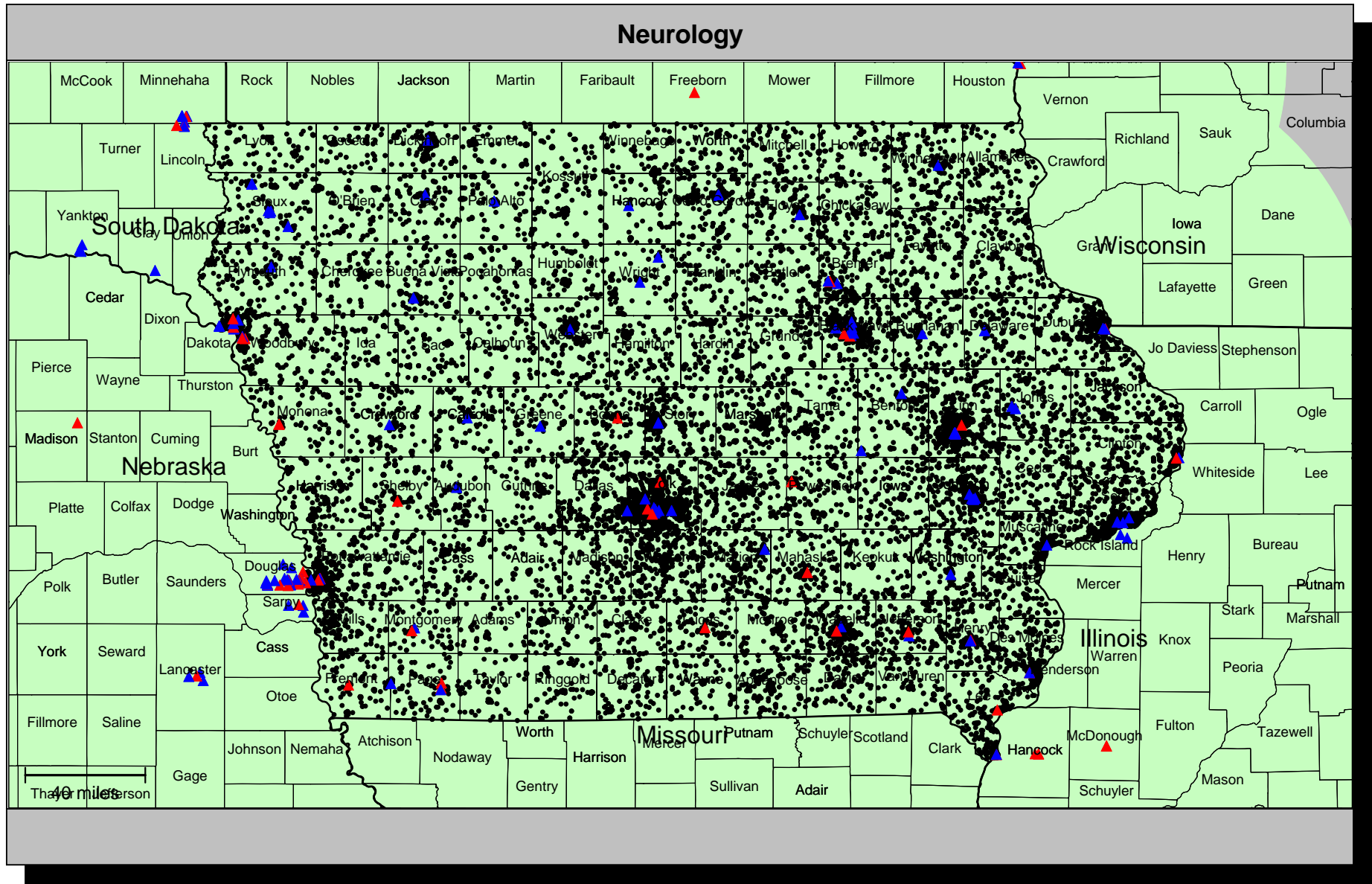
Accessibility summary

Accessibility analysis specifications	
Provider group:	Gastroenterology 267 Providers at 123 locations (based on 746 records)
Member group:	IA Mems 156,406 Members
Access standard:	1 provider within 90 miles
All Members:	156,406 (100.0%) 100.0% with access 0.0% without access

Average distance to a choice of Providers for all Members					
Number of Providers	1	2	3	4	5
Miles	11.6	13.0	14.6	17.0	19.0

Key geographic areas				
Region	Total number of Members	All Members		
		Percent w	Percent wo	Average distance to 1 Provider
East	60,120	100.0	0.0	7.4
Central	56,425	100.0	0.0	12.1
West	39,861	100.0	0.0	17.3

Provider locations



- Members with access
- Members without access
- ▲ Single Provider locations
- ▲ Multiple Provider locations

Access standard: 1 provider within 90 miles
90 mile radius

Accessibility summary

Accessibility analysis specifications	
Provider group:	Neurology 445 Providers at 221 locations (based on 1,377 records)
Member group:	IA Mems 156,406 Members
Access standard:	1provider within 60 miles
All Members:	156,406 (100.0%) 100.0% with access 0.0% without access

Average distance to a choice of Providers for all Members					
Number of Providers	1	2	3	4	5
Miles	6.9	8.1	9.7	10.7	11.7

Key geographic areas				
Region	Total number of Members	All Members		
		Percent w	Percent wo	Average distance to 1 Provider
East	60,120	100.0	0.0	4.9
Central	56,425	100.0	0.0	7.2
West	39,861	100.0	0.0	9.4

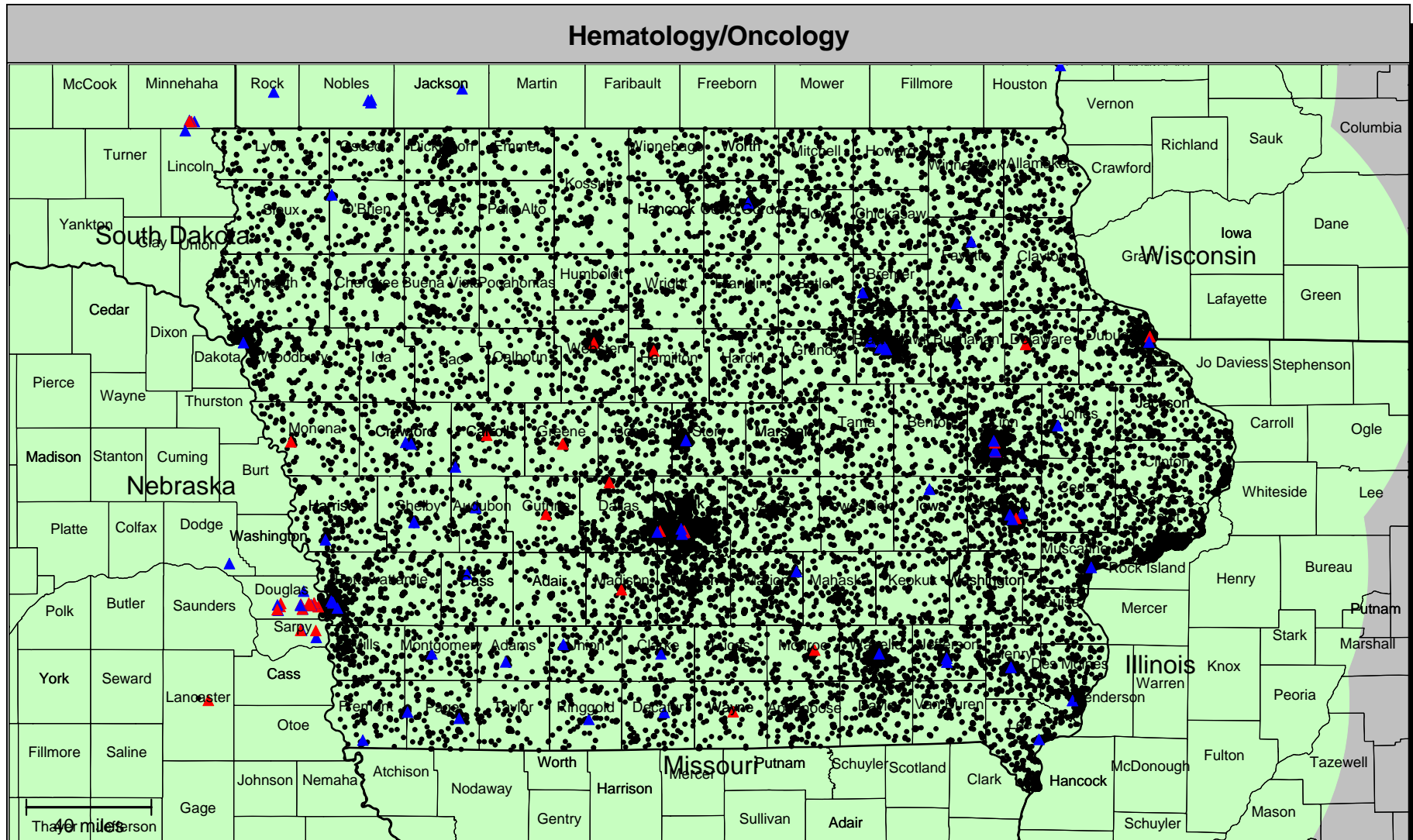
Accessibility summary

Accessibility analysis specifications	
Provider group:	Neurology 445 Providers at 221 locations (based on 1,377 records)
Member group:	IA Mems 156,406 Members
Access standard:	1 provider within 90 miles
All Members:	156,406 (100.0%) 100.0% with access 0.0% without access

Average distance to a choice of Providers for all Members					
Number of Providers	1	2	3	4	5
Miles	6.9	8.1	9.7	10.7	11.7

Key geographic areas				
Region	Total number of Members	All Members		
		Percent w	Percent wo	Average distance to 1 Provider
East	60,120	100.0	0.0	4.9
Central	56,425	100.0	0.0	7.2
West	39,861	100.0	0.0	9.4

Provider locations



Accessibility summary

Accessibility analysis specifications	
Provider group:	Hematology/Oncology 196 Providers at 118 locations (based on 528 records)
Member group:	IA Mems 156,406 Members
Access standard:	1provider within 60 miles
All Members:	156,406 (100.0%) 100.0% with access 0.0% without access

Average distance to a choice of Providers for all Members					
Number of Providers	1	2	3	4	5
Miles	10.8	11.9	13.2	14.1	17.9

Key geographic areas				
Region	Total number of Members	All Members		
		Percent w	Percent wo	Average distance to 1 Provider
East	60,120	100.0	0.0	12.0
Central	56,425	100.0	0.0	9.5
West	39,861	100.0	0.0	11.0

Accessibility summary

Accessibility analysis specifications	
Provider group:	Hematology/Oncology 196 Providers at 118 locations (based on 528 records)
Member group:	IA Mems 156,406 Members
Access standard:	1 provider within 90 miles
All Members:	156,406 (100.0%) 100.0% with access 0.0% without access

Average distance to a choice of Providers for all Members					
Number of Providers	1	2	3	4	5
Miles	10.8	11.9	13.2	14.1	17.9

Key geographic areas				
Region	Total number of Members	All Members		
		Percent w	Percent wo	Average distance to 1 Provider
East	60,120	100.0	0.0	12.0
Central	56,425	100.0	0.0	9.5
West	39,861	100.0	0.0	11.0

Accessibility summary

Accessibility analysis specifications	
Provider group:	Orthopedics 502 Providers at 254 locations (based on 1,605 records)
Member group:	IA Mems 156,406 Members
Access standard:	1provider within 60 miles
All Members:	156,406 (100.0%) 100.0% with access 0.0% without access

Average distance to a choice of Providers for all Members					
Number of Providers	1	2	3	4	5
Miles	4.9	5.5	7.0	8.1	9.6

Key geographic areas				
Region	Total number of Members	All Members		
		Percent w	Percent wo	Average distance to 1 Provider
East	60,120	100.0	0.0	5.2
Central	56,425	100.0	0.0	4.5
West	39,861	100.0	0.0	5.2

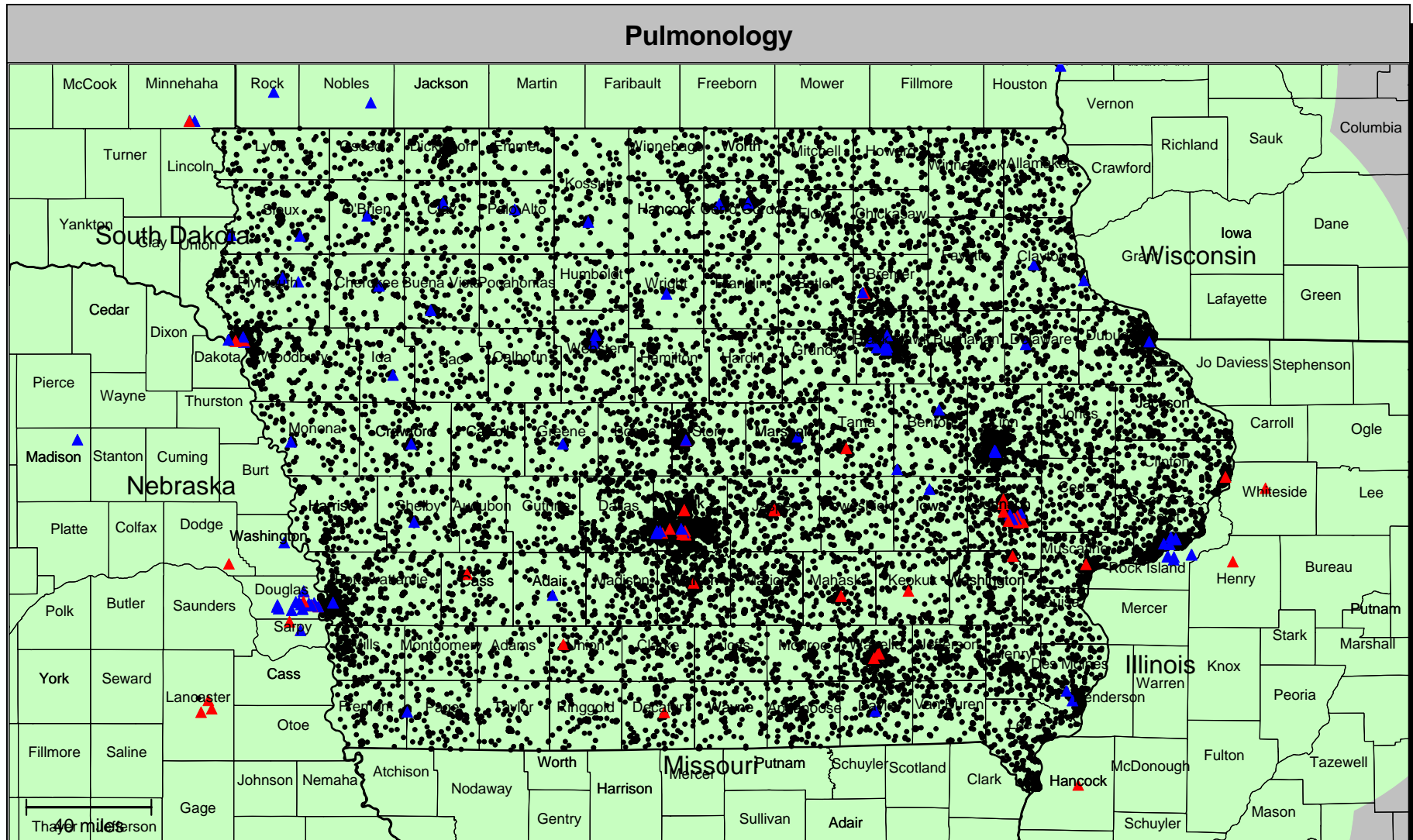
Accessibility summary

Accessibility analysis specifications	
Provider group:	Orthopedics 502 Providers at 254 locations (based on 1,605 records)
Member group:	IA Mems 156,406 Members
Access standard:	1 provider within 90 miles
All Members:	156,406 (100.0%) 100.0% with access 0.0% without access

Average distance to a choice of Providers for all Members					
Number of Providers	1	2	3	4	5
Miles	4.9	5.5	7.0	8.1	9.6

Key geographic areas				
Region	Total number of Members	All Members		
		Percent w	Percent wo	Average distance to 1 Provider
East	60,120	100.0	0.0	5.2
Central	56,425	100.0	0.0	4.5
West	39,861	100.0	0.0	5.2

Provider locations



- Members with access
- Members without access
- ▲ Single Provider locations
- ▲ Multiple Provider locations

Access standard: 1 provider within 90 miles
90 mile radius

Accessibility summary

Accessibility analysis specifications	
Provider group:	Pulmonology 277 Providers at 180 locations (based on 782 records)
Member group:	IA Mems 156,406 Members
Access standard:	1provider within 60 miles
All Members:	156,406 (100.0%) 100.0% with access 0.0% without access

Average distance to a choice of Providers for all Members					
Number of Providers	1	2	3	4	5
Miles	7.3	8.7	11.0	12.4	13.5

Key geographic areas				
Region	Total number of Members	All Members		
		Percent w	Percent wo	Average distance to 1 Provider
East	60,120	100.0	0.0	6.8
Central	56,425	100.0	0.0	6.9
West	39,861	100.0	0.0	8.4

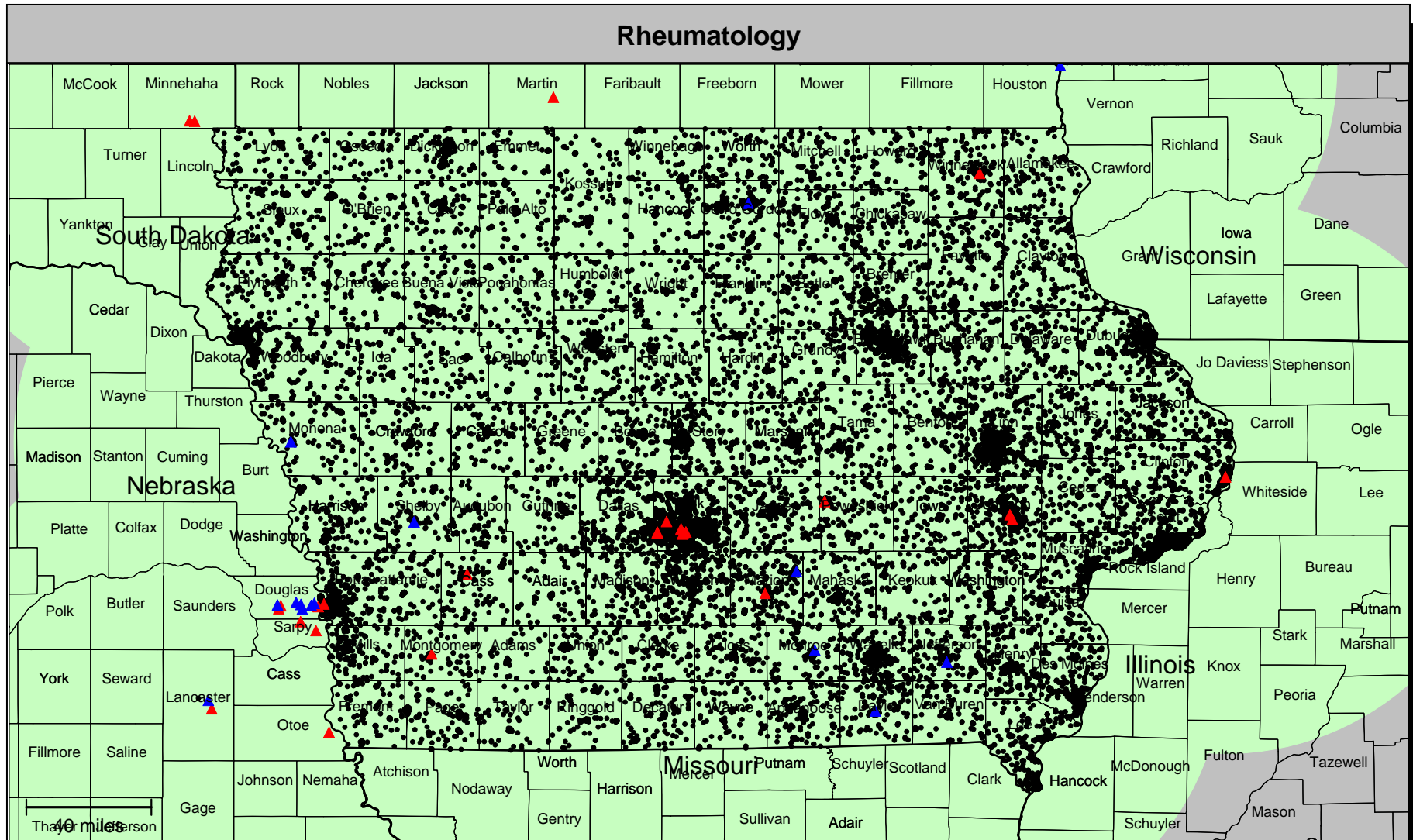
Accessibility summary

Accessibility analysis specifications	
Provider group:	Pulmonology 277 Providers at 180 locations (based on 782 records)
Member group:	IA Mems 156,406 Members
Access standard:	1 provider within 90 miles
All Members:	156,406 (100.0%) 100.0% with access 0.0% without access

Average distance to a choice of Providers for all Members					
Number of Providers	1	2	3	4	5
Miles	7.3	8.7	11.0	12.4	13.5

Key geographic areas				
Region	Total number of Members	All Members		
		Percent w	Percent wo	Average distance to 1 Provider
East	60,120	100.0	0.0	6.8
Central	56,425	100.0	0.0	6.9
West	39,861	100.0	0.0	8.4

Provider locations



- Members with access
- Members without access
- ▲ Single Provider locations
- ▲ Multiple Provider locations

Access standard: 1 provider within 90 miles
90 mile radius

Accessibility summary

Accessibility analysis specifications	
Provider group:	Rheumatology 37 Providers at 42 locations (based on 73 records)
Member group:	IA Mems 156,406 Members
Access standard:	1 provider within 60 miles
All Members:	156,406 (100.0%) 97.2% with access 2.8% without access

Average distance to a choice of Providers for all Members					
Number of Providers	1	2	3	4	5
Miles	24.6	31.6	41.1	49.0	52.7

Key geographic areas				
Region	Total number of Members	All Members		
		Percent w	Percent wo	Average distance to 1 Provider
East	60,120	99.8	0.2	31.5
Central	56,425	100.0	0.0	11.9
West	39,861	89.2	10.8	32.3

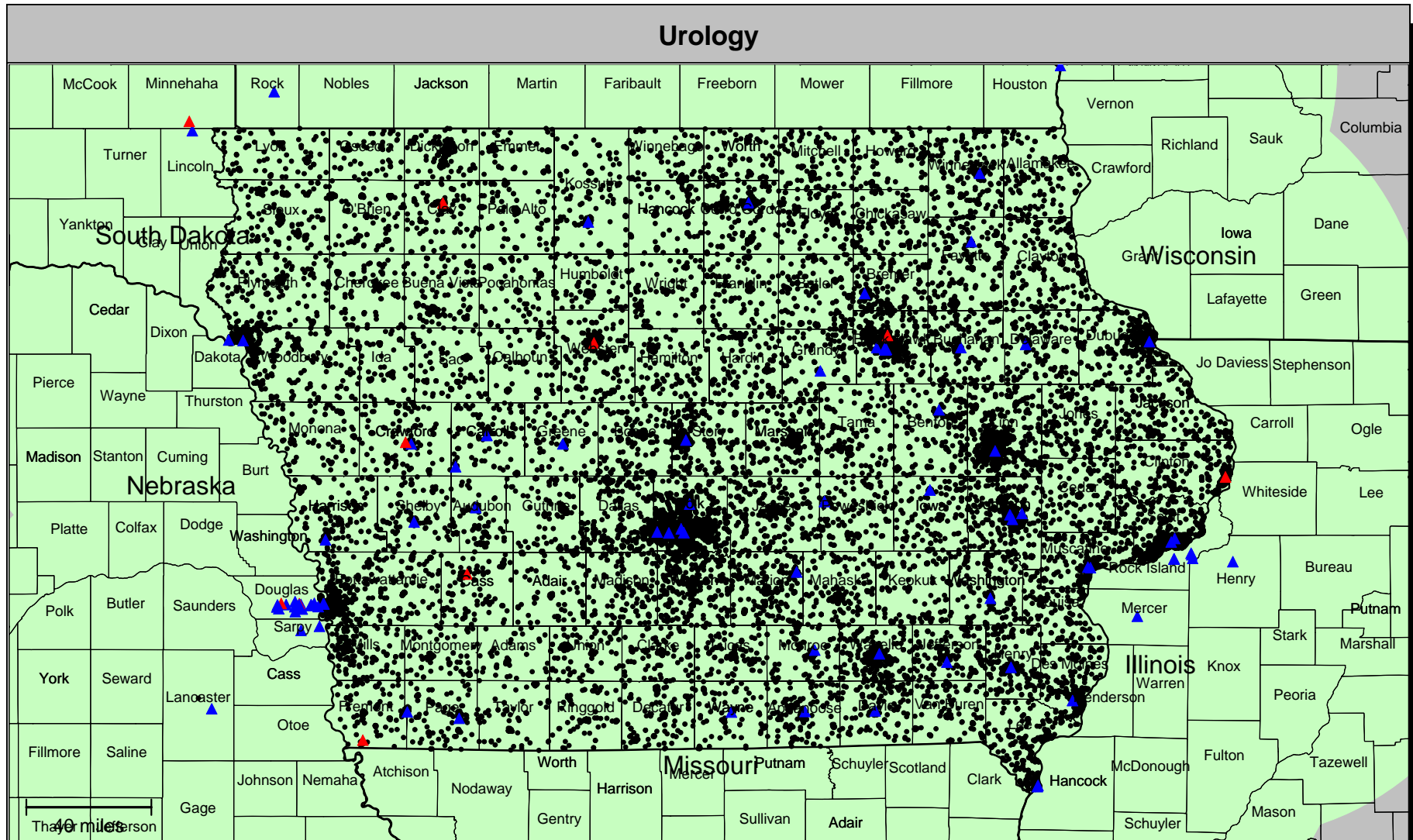
Accessibility summary

Accessibility analysis specifications	
Provider group:	Rheumatology 37 Providers at 42 locations (based on 73 records)
Member group:	IA Mems 156,406 Members
Access standard:	1 provider within 90 miles
All Members:	156,406 (100.0%) 100.0% with access 0.0% without access

Average distance to a choice of Providers for all Members					
Number of Providers	1	2	3	4	5
Miles	24.6	31.6	41.1	49.0	52.7

Key geographic areas				
Region	Total number of Members	All Members		
		Percent w	Percent wo	Average distance to 1 Provider
East	60,120	100.0	0.0	31.5
Central	56,425	100.0	0.0	11.9
West	39,861	100.0	0.0	32.3

Provider locations



- Members with access
- Members without access
- ▲ Single Provider locations
- ▲ Multiple Provider locations

Access standard: 1 provider within 90 miles
90 mile radius

Accessibility summary

Accessibility analysis specifications	
Provider group:	Urology 179 Providers at 96 locations (based on 489 records)
Member group:	IA Mems 156,406 Members
Access standard:	1provider within 60 miles
All Members:	156,406 (100.0%) 100.0% with access 0.0% without access

Average distance to a choice of Providers for all Members					
Number of Providers	1	2	3	4	5
Miles	8.4	10.2	12.8	14.3	16.5

Key geographic areas				
Region	Total number of Members	All Members		
		Percent w	Percent wo	Average distance to 1 Provider
East	60,120	100.0	0.0	5.8
Central	56,425	100.0	0.0	7.9
West	39,861	100.0	0.0	13.2

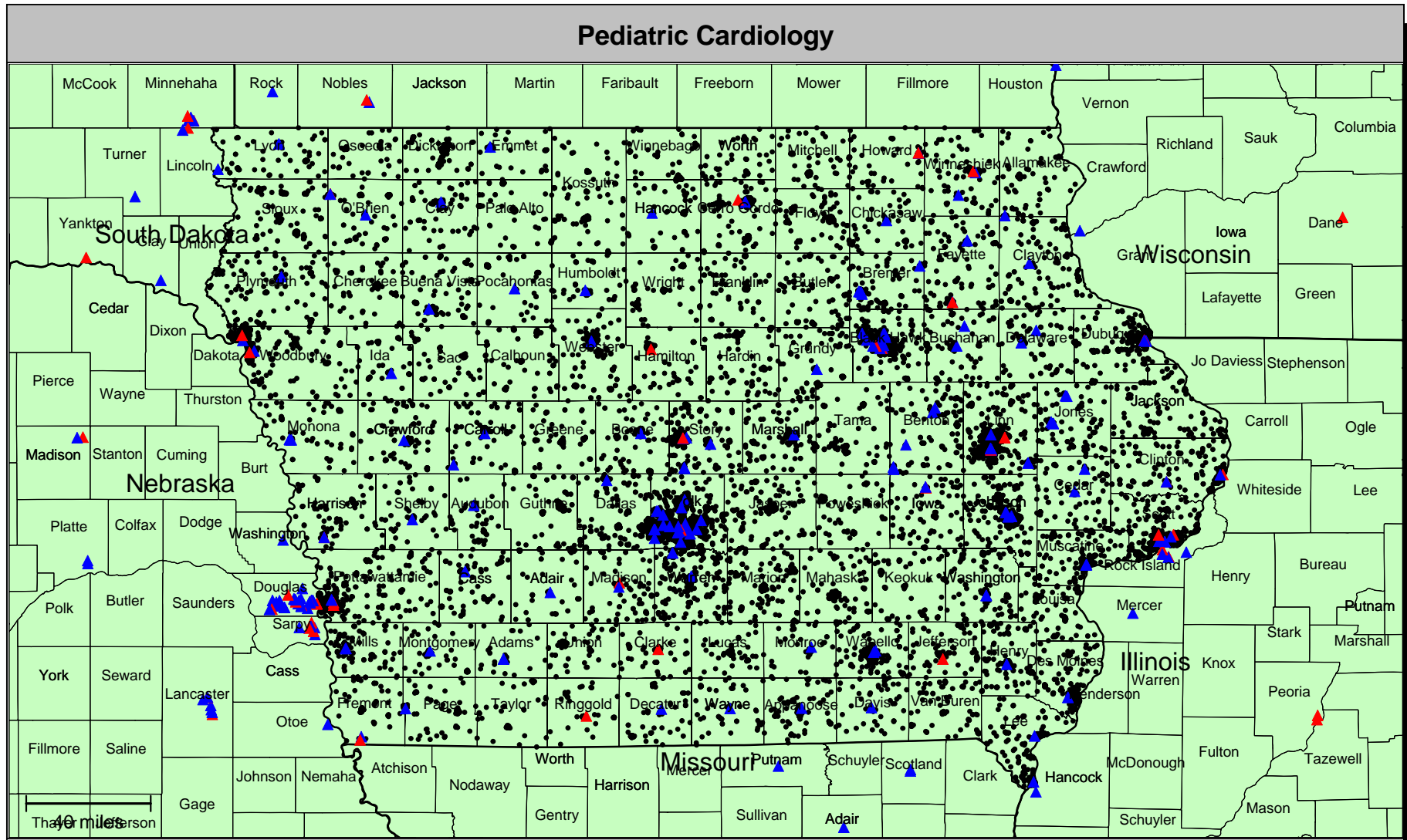
Accessibility summary

Accessibility analysis specifications	
Provider group:	Urology 179 Providers at 96 locations (based on 489 records)
Member group:	IA Mems 156,406 Members
Access standard:	1 provider within 90 miles
All Members:	156,406 (100.0%) 100.0% with access 0.0% without access

Average distance to a choice of Providers for all Members					
Number of Providers	1	2	3	4	5
Miles	8.4	10.2	12.8	14.3	16.5

Key geographic areas				
Region	Total number of Members	All Members		
		Percent w	Percent wo	Average distance to 1 Provider
East	60,120	100.0	0.0	5.8
Central	56,425	100.0	0.0	7.9
West	39,861	100.0	0.0	13.2

Provider locations



- Members with access
- Members without access
- ▲ Single Provider locations
- ▲ Multiple Provider locations

Access standard: 1 provider within 90 miles
90 mile radius

Accessibility summary

Accessibility analysis specifications	
Provider group:	Pediatric Cardiology 702 Providers at 323 locations (based on 4,575 records)
Member group:	IA Children Members 70,167 Members
Access standard:	1provider within 60 miles
All Members:	70,167 (100.0%) 100.0% with access 0.0% without access

Average distance to a choice of Providers for all Members					
Number of Providers	1	2	3	4	5
Miles	5.2	5.5	6.0	6.8	7.4

Key geographic areas				
Region	Total number of Members	All Members		
		Percent w	Percent wo	Average distance to 1 Provider
East	26,130	100.0	0.0	3.6
Central	25,221	100.0	0.0	5.7
West	18,816	100.0	0.0	6.7

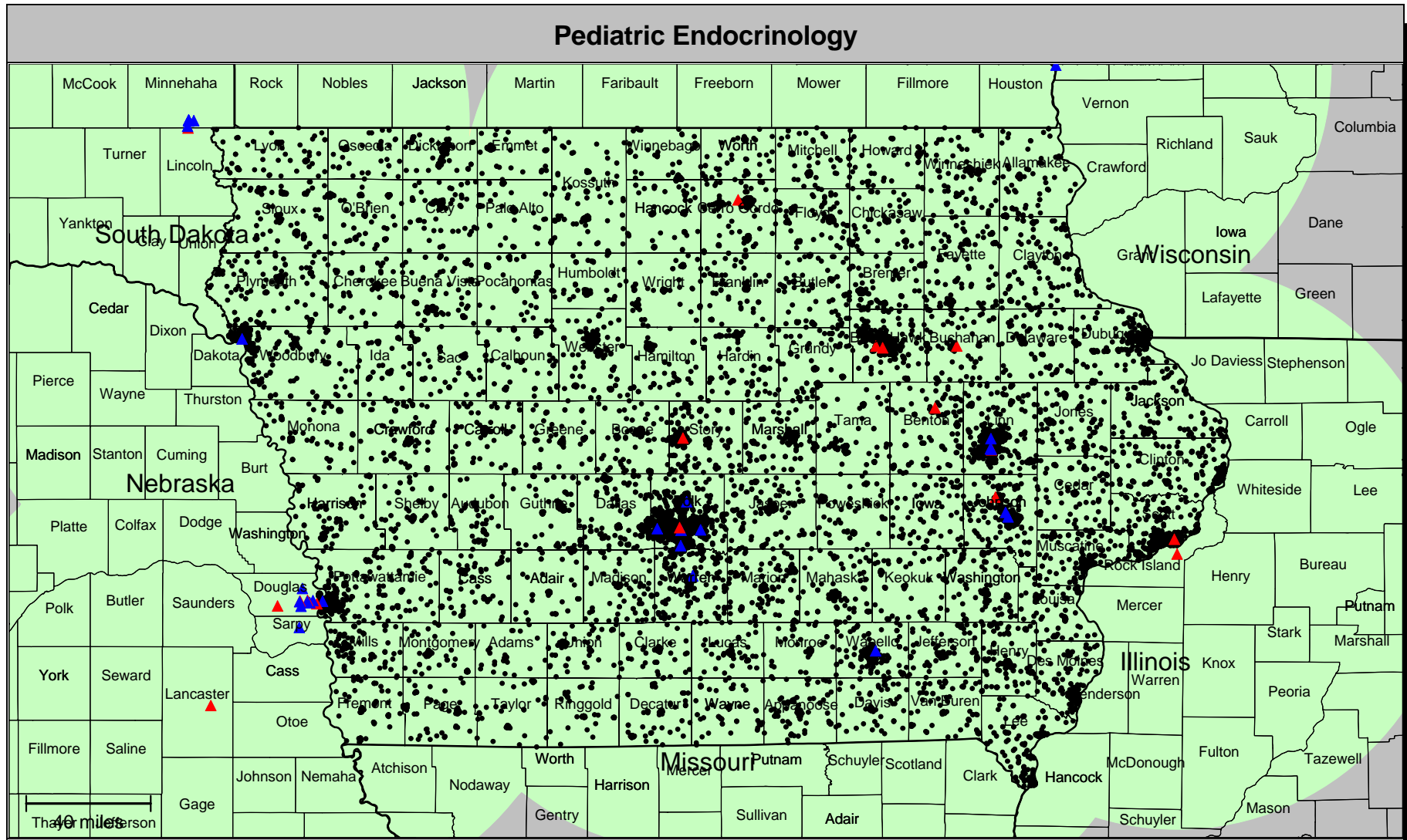
Accessibility summary

Accessibility analysis specifications	
Provider group:	Pediatric Cardiology 702 Providers at 323 locations (based on 4,575 records)
Member group:	IA Children Members 70,167 Members
Access standard:	1 provider within 90 miles
All Members:	70,167 (100.0%) 100.0% with access 0.0% without access

Average distance to a choice of Providers for all Members					
Number of Providers	1	2	3	4	5
Miles	5.2	5.5	6.0	6.8	7.4

Key geographic areas				
Region	Total number of Members	All Members		
		Percent w	Percent wo	Average distance to 1 Provider
East	26,130	100.0	0.0	3.6
Central	25,221	100.0	0.0	5.7
West	18,816	100.0	0.0	6.7

Provider locations



- Members with access
- Members without access
- ▲ Single Provider locations
- ▲ Multiple Provider locations

Access standard: 1 provider within 90 miles
90 mile radius

Accessibility summary

Accessibility analysis specifications	
Provider group:	Pediatric Endocrinology 71 Providers at 53 locations (based on 151 records)
Member group:	IA Children Members 70,167 Members
Access standard:	1provider within 60 miles
All Members:	70,167 (100.0%) 93.6% with access 6.4% without access

Average distance to a choice of Providers for all Members					
Number of Providers	1	2	3	4	5
Miles	20.2	23.5	32.8	33.9	37.9

Key geographic areas				
Region	Total number of Members	All Members		
		Percent w	wo	Average distance to 1 Provider
East	26,130	93.8	6.2	19.8
Central	25,221	100.0	0.0	11.4
West	18,816	84.8	15.2	32.5

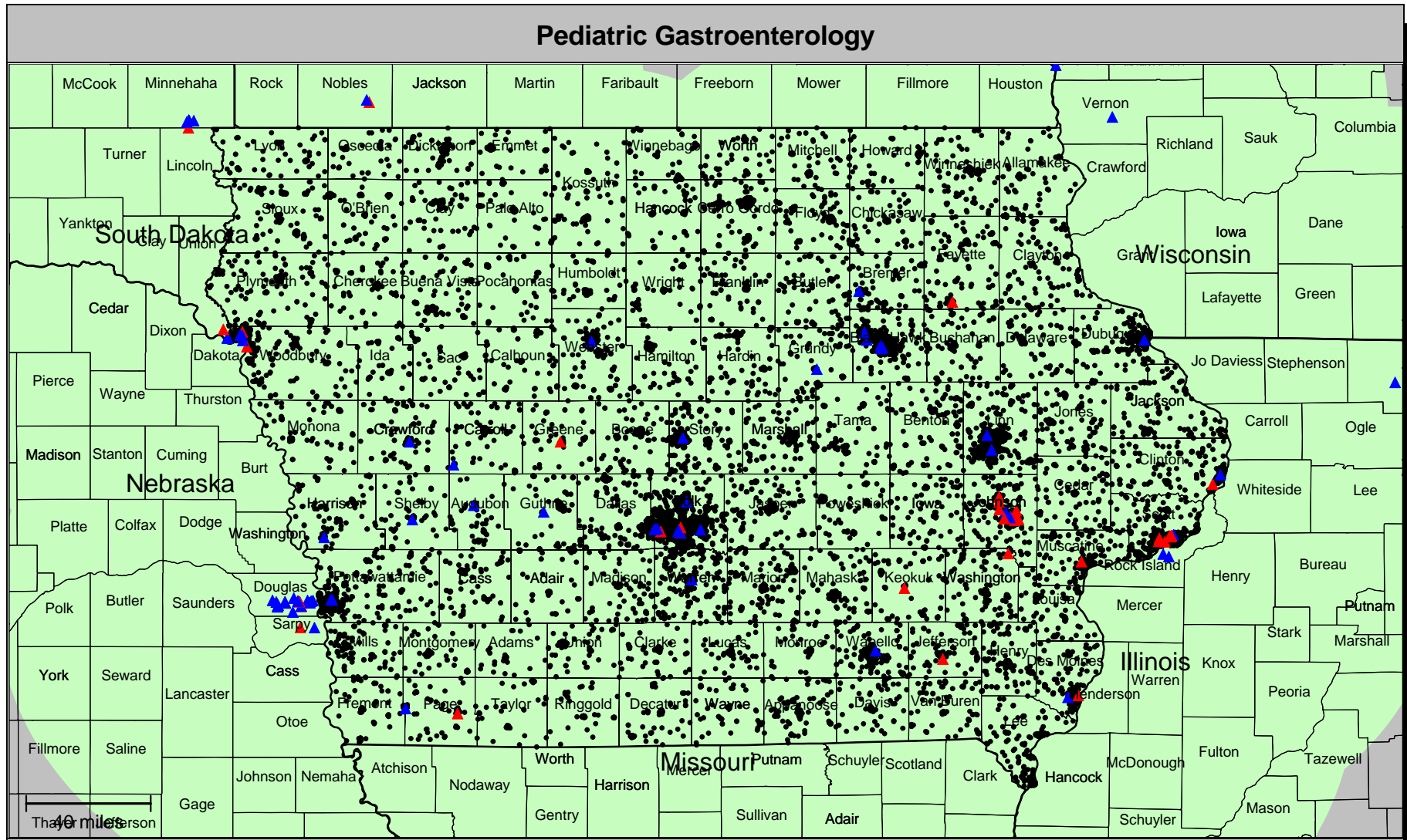
Accessibility summary

Accessibility analysis specifications	
Provider group:	Pediatric Endocrinology 71 Providers at 53 locations (based on 151 records)
Member group:	IA Children Members 70,167 Members
Access standard:	1 provider within 90 miles
All Members:	70,167 (100.0%) 100.0% with access 0.0% without access

Average distance to a choice of Providers for all Members					
Number of Providers	1	2	3	4	5
Miles	20.2	23.5	32.8	33.9	37.9

Key geographic areas				
Region	Total number of Members	All Members		
		Percent w	Percent wo	Average distance to 1 Provider
East	26,130	100.0	0.0	19.8
Central	25,221	100.0	0.0	11.4
West	18,816	100.0	0.0	32.5

Provider locations



- Members with access
- Members without access
- ▲ Single Provider locations
- ▲ Multiple Provider locations

Access standard: 1 provider within 90 miles
90 mile radius

Accessibility summary

Accessibility analysis specifications	
Provider group:	Pediatric Gastroenterology 267 Providers at 123 locations (based on 746 records)
Member group:	IA Children Members 70,167 Members
Access standard:	1 provider within 60 miles
All Members:	70,167 (100.0%) 99.7% with access 0.3% without access

Average distance to a choice of Providers for all Members					
Number of Providers	1	2	3	4	5
Miles	11.7	13.1	14.7	17.2	19.0

Key geographic areas				
Region	Total number of Members	All Members		
		Percent w	Percent wo	Average distance to 1 Provider
East	26,130	100.0	0.0	7.5
Central	25,221	99.8	0.2	12.0
West	18,816	99.1	0.9	17.4

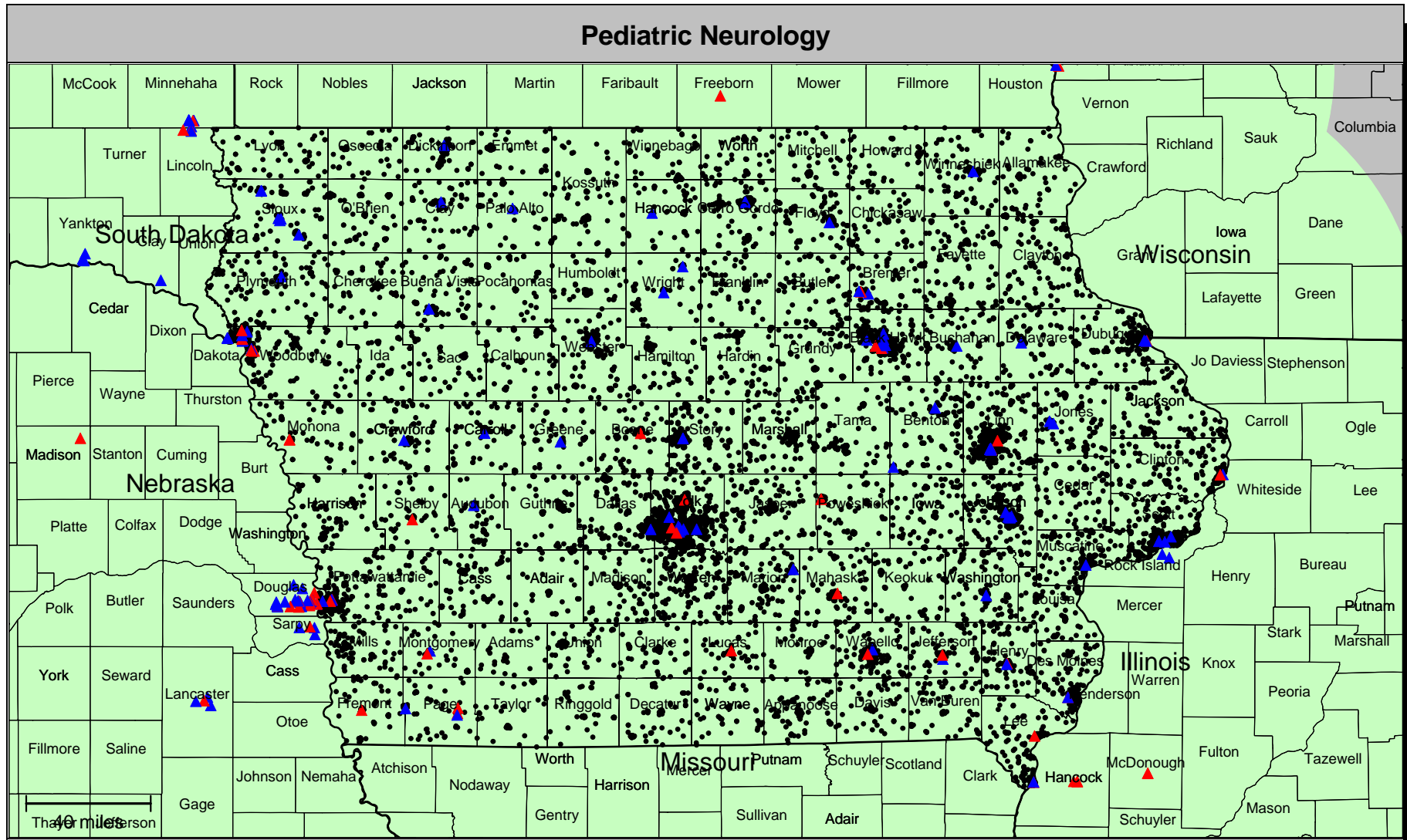
Accessibility summary

Accessibility analysis specifications	
Provider group:	Pediatric Gastroenterology 267 Providers at 123 locations (based on 746 records)
Member group:	IA Children Members 70,167 Members
Access standard:	1 provider within 90 miles
All Members:	70,167 (100.0%) 100.0% with access 0.0% without access

Average distance to a choice of Providers for all Members					
Number of Providers	1	2	3	4	5
Miles	11.7	13.1	14.7	17.2	19.0

Key geographic areas				
Region	Total number of Members	All Members		
		Percent w	Percent wo	Average distance to 1 Provider
East	26,130	100.0	0.0	7.5
Central	25,221	100.0	0.0	12.0
West	18,816	100.0	0.0	17.4

Provider locations



Accessibility summary

Accessibility analysis specifications	
Provider group:	Pediatric Neurology 445 Providers at 221 locations (based on 1,377 records)
Member group:	IA Children Members 70,167 Members
Access standard:	1provider within 60 miles
All Members:	70,167 (100.0%) 100.0% with access 0.0% without access

Average distance to a choice of Providers for all Members					
Number of Providers	1	2	3	4	5
Miles	7.0	8.1	9.7	10.8	11.7

Key geographic areas				
Region	Total number of Members	All Members		
		Percent w	Percent wo	Average distance to 1 Provider
East	26,130	100.0	0.0	5.1
Central	25,221	100.0	0.0	7.3
West	18,816	100.0	0.0	9.1

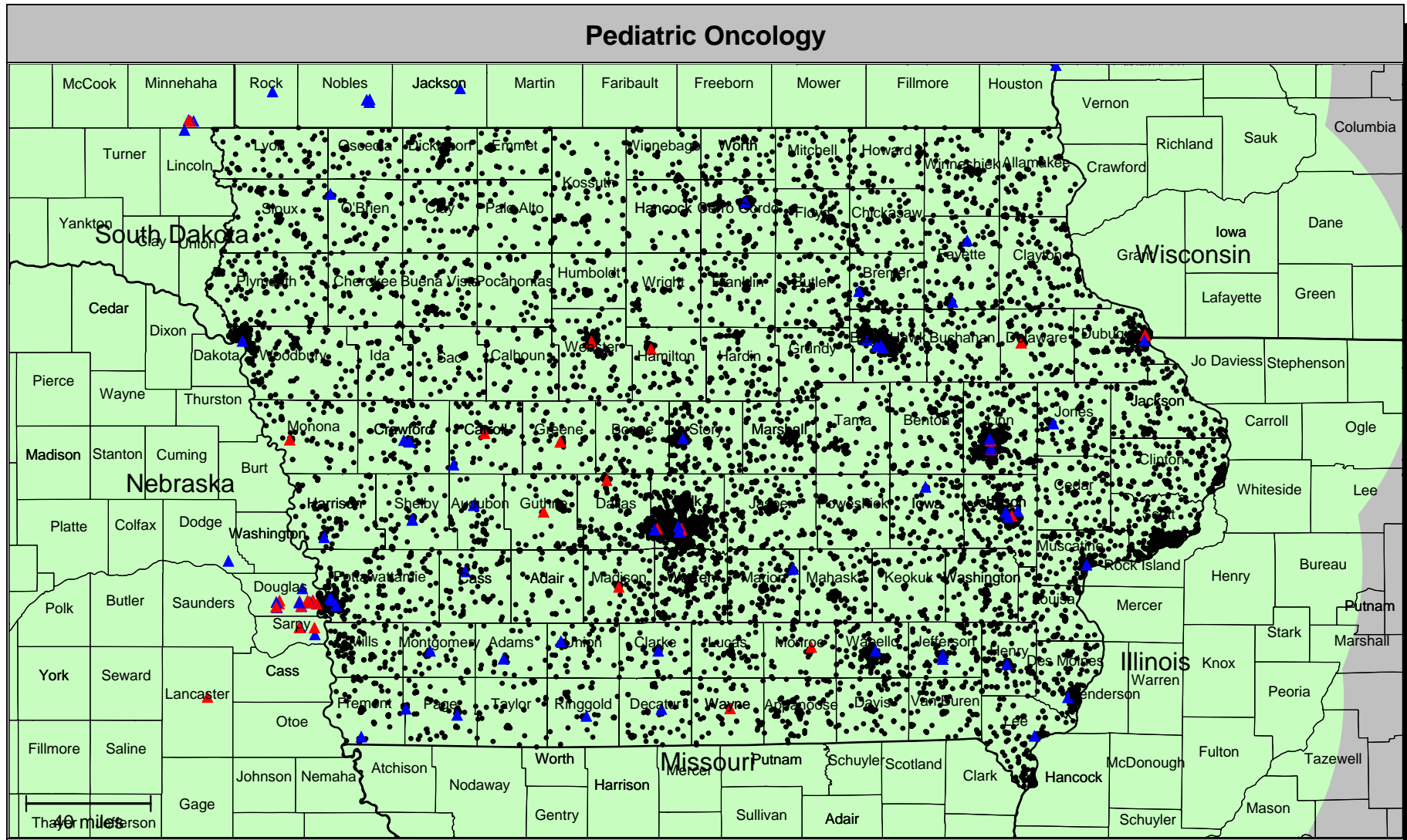
Accessibility summary

Accessibility analysis specifications	
Provider group:	Pediatric Neurology 445 Providers at 221 locations (based on 1,377 records)
Member group:	IA Children Members 70,167 Members
Access standard:	1 provider within 90 miles
All Members:	70,167 (100.0%) 100.0% with access 0.0% without access

Average distance to a choice of Providers for all Members					
Number of Providers	1	2	3	4	5
Miles	7.0	8.1	9.7	10.8	11.7

Key geographic areas				
Region	Total number of Members	All Members		
		Percent w	Percent wo	Average distance to 1 Provider
East	26,130	100.0	0.0	5.1
Central	25,221	100.0	0.0	7.3
West	18,816	100.0	0.0	9.1

Provider locations



- Members with access
- Members without access
- ▲ Single Provider locations
- ▲ Multiple Provider locations

Access standard: 1 provider within 90 miles
90 mile radius

Accessibility summary

Accessibility analysis specifications	
Provider group:	Pediatric Oncology 196 Providers at 118 locations (based on 528 records)
Member group:	IA Children Members 70,167 Members
Access standard:	1 provider within 60 miles
All Members:	70,167 (100.0%) 100.0% with access 0.0% without access

Average distance to a choice of Providers for all Members					
Number of Providers	1	2	3	4	5
Miles	10.9	12.0	13.2	14.2	17.8

Key geographic areas				
Region	Total number of Members	All Members		
		Percent w	Percent wo	Average distance to 1 Provider
East	26,130	100.0	0.0	11.8
Central	25,221	100.0	0.0	9.6
West	18,816	100.0	0.0	11.3

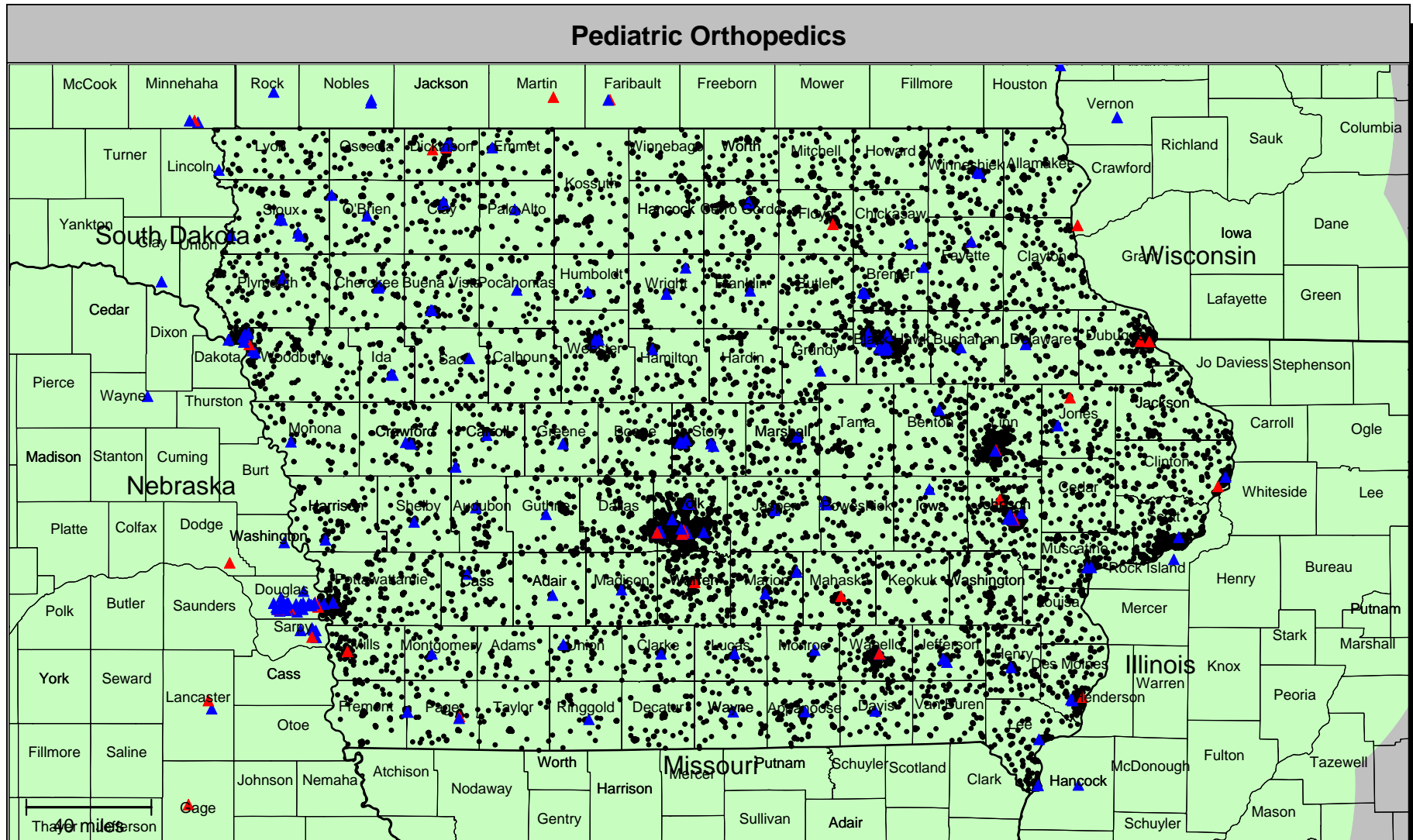
Accessibility summary

Accessibility analysis specifications	
Provider group:	Pediatric Oncology 196 Providers at 118 locations (based on 528 records)
Member group:	IA Children Members 70,167 Members
Access standard:	1 provider within 90 miles
All Members:	70,167 (100.0%) 100.0% with access 0.0% without access

Average distance to a choice of Providers for all Members					
Number of Providers	1	2	3	4	5
Miles	10.9	12.0	13.2	14.2	17.8

Key geographic areas				
Region	Total number of Members	All Members		
		Percent w	Percent wo	Average distance to 1 Provider
East	26,130	100.0	0.0	11.8
Central	25,221	100.0	0.0	9.6
West	18,816	100.0	0.0	11.3

Provider locations



- Members with access
- Members without access
- ▲ Single Provider locations
- ▲ Multiple Provider locations

Access standard: 1 provider within 90 miles
90 mile radius

Accessibility summary

Accessibility analysis specifications	
Provider group:	Pediatric Orthopedics 502 Providers at 254 locations (based on 1,605 records)
Member group:	IA Children Members 70,167 Members
Access standard:	1provider within 60 miles
All Members:	70,167 (100.0%) 100.0% with access 0.0% without access

Average distance to a choice of Providers for all Members					
Number of Providers	1	2	3	4	5
Miles	5.0	5.5	7.0	8.1	9.5

Key geographic areas				
Region	Total number of Members	All Members		
		Percent w	Percent wo	Average distance to 1 Provider
East	26,130	100.0	0.0	5.3
Central	25,221	100.0	0.0	4.6
West	18,816	100.0	0.0	5.1

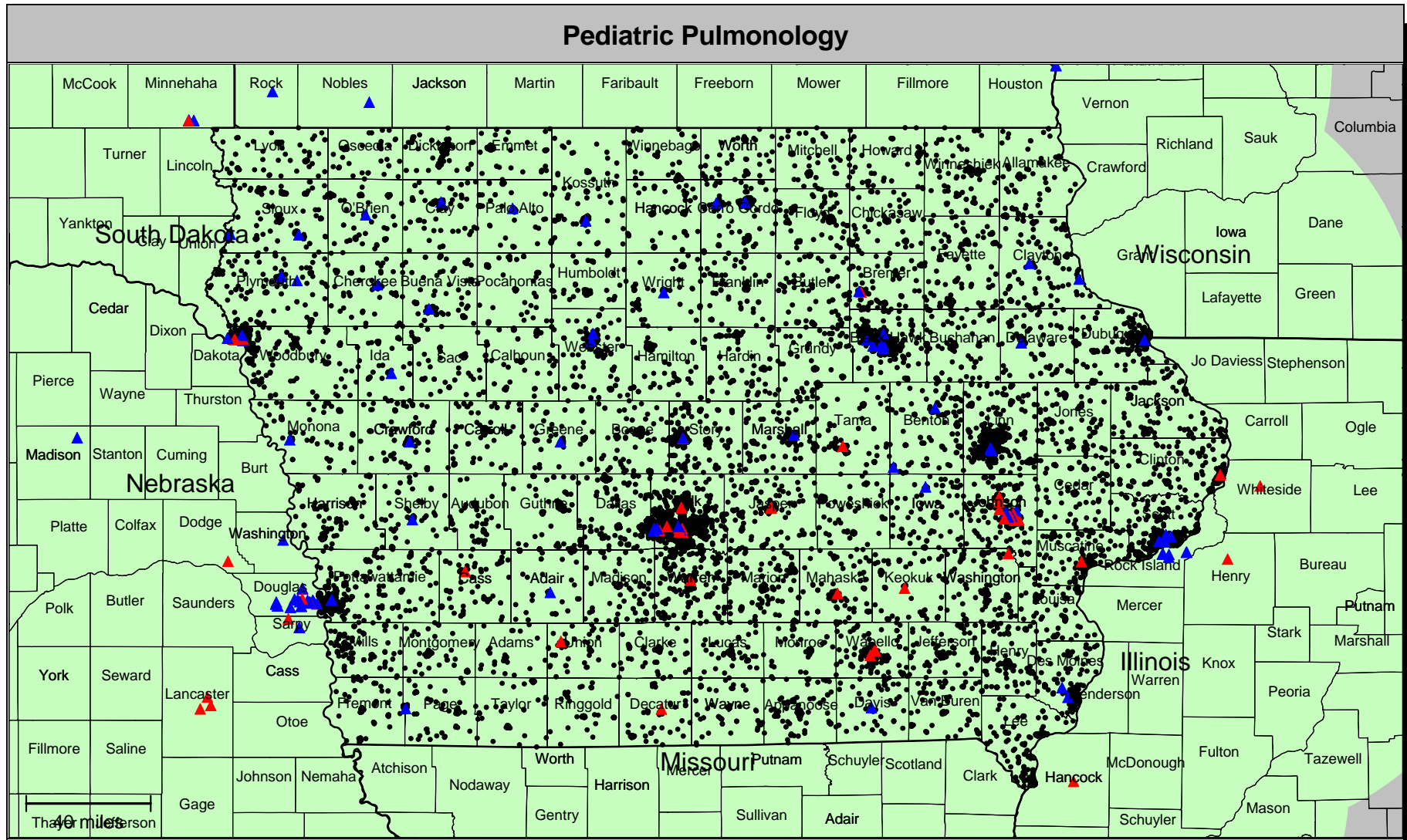
Accessibility summary

Accessibility analysis specifications	
Provider group:	Pediatric Orthopedics 502 Providers at 254 locations (based on 1,605 records)
Member group:	IA Children Members 70,167 Members
Access standard:	1 provider within 90 miles
All Members:	70,167 (100.0%) 100.0% with access 0.0% without access

Average distance to a choice of Providers for all Members					
Number of Providers	1	2	3	4	5
Miles	5.0	5.5	7.0	8.1	9.5

Key geographic areas				
Region	Total number of Members	All Members		
		Percent w	Percent wo	Average distance to 1 Provider
East	26,130	100.0	0.0	5.3
Central	25,221	100.0	0.0	4.6
West	18,816	100.0	0.0	5.1

Provider locations



- Members with access
- Members without access
- ▲ Single Provider locations
- ▲ Multiple Provider locations

Access standard: 1 provider within 90 miles
90 mile radius

Accessibility summary

Accessibility analysis specifications	
Provider group:	Pediatric Pulmonology 277 Providers at 180 locations (based on 782 records)
Member group:	IA Children Members 70,167 Members
Access standard:	1provider within 60 miles
All Members:	70,167 (100.0%) 100.0% with access 0.0% without access

Average distance to a choice of Providers for all Members					
Number of Providers	1	2	3	4	5
Miles	7.3	8.7	10.9	12.2	13.2

Key geographic areas				
Region	Total number of Members	All Members		
		Percent w	Percent wo	Average distance to 1 Provider
East	26,130	100.0	0.0	6.9
Central	25,221	100.0	0.0	6.9
West	18,816	100.0	0.0	8.3

Accessibility summary

Accessibility analysis specifications	
Provider group:	Pediatric Pulmonology 277 Providers at 180 locations (based on 782 records)
Member group:	IA Children Members 70,167 Members
Access standard:	1 provider within 90 miles
All Members:	70,167 (100.0%) 100.0% with access 0.0% without access

Average distance to a choice of Providers for all Members					
Number of Providers	1	2	3	4	5
Miles	7.3	8.7	10.9	12.2	13.2

Key geographic areas				
Region	Total number of Members	All Members		
		Percent w	Percent wo	Average distance to 1 Provider
East	26,130	100.0	0.0	6.9
Central	25,221	100.0	0.0	6.9
West	18,816	100.0	0.0	8.3

Accessibility summary

Accessibility analysis specifications	
Provider group:	Pediatric Rheumatology 37 Providers at 42 locations (based on 73 records)
Member group:	IA Children Members 70,167 Members
Access standard:	1 provider within 60 miles
All Members:	70,167 (100.0%) 97.0% with access 3.0% without access

Average distance to a choice of Providers for all Members					
Number of Providers	1	2	3	4	5
Miles	24.7	31.4	41.1	48.8	52.6

Key geographic areas				
Region	Total number of Members	All Members		
		Percent w	Percent wo	Average distance to 1 Provider
East	26,130	99.8	0.2	31.4
Central	25,221	100.0	0.0	11.9
West	18,816	88.9	11.1	32.8

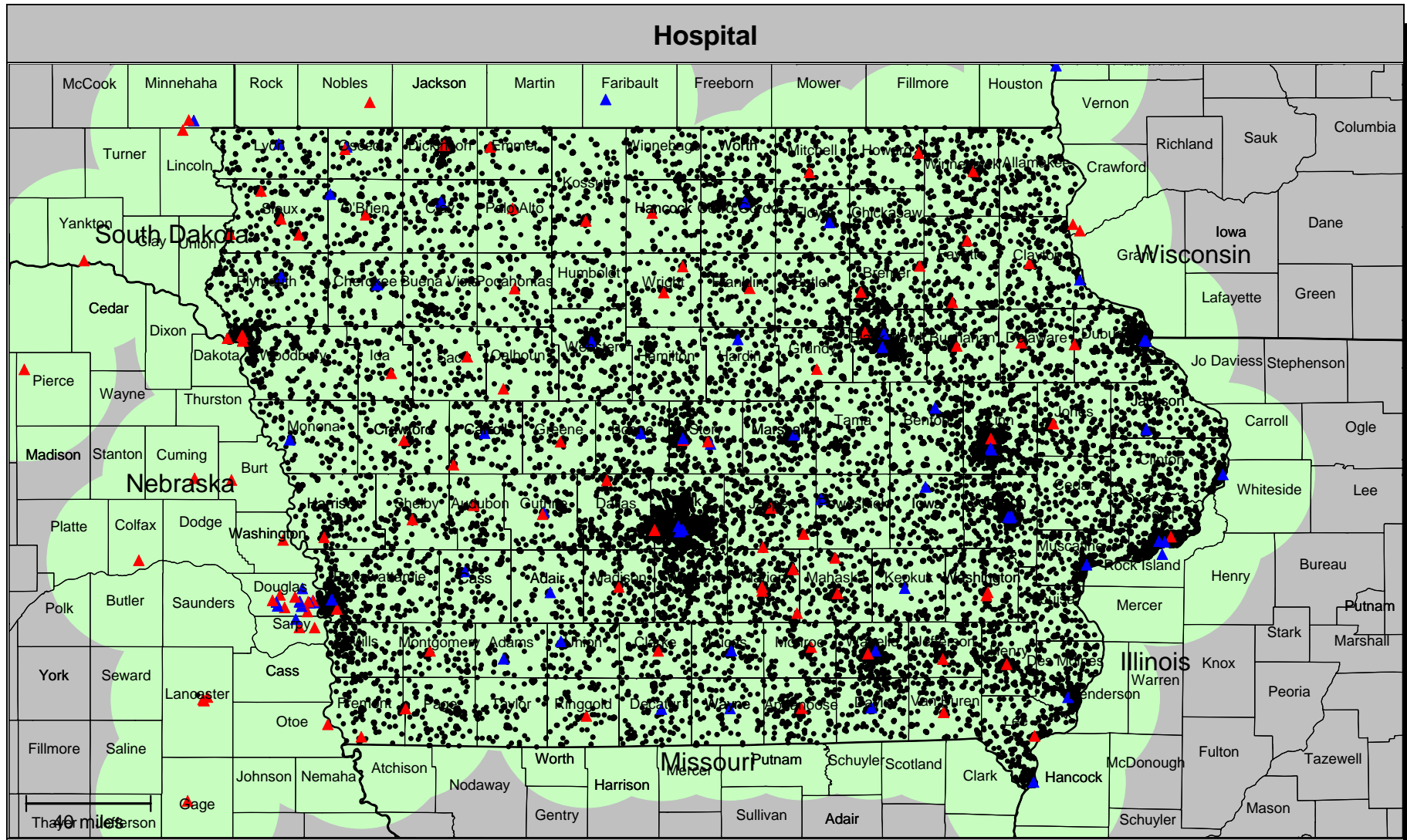
Accessibility summary

Accessibility analysis specifications	
Provider group:	Pediatric Rheumatology 37 Providers at 42 locations (based on 73 records)
Member group:	IA Children Members 70,167 Members
Access standard:	1 provider within 90 miles
All Members:	70,167 (100.0%) 100.0% with access 0.0% without access

Average distance to a choice of Providers for all Members					
Number of Providers	1	2	3	4	5
Miles	24.7	31.4	41.1	48.8	52.6

Key geographic areas				
Region	Total number of Members	All Members		
		Percent w	Percent wo	Average distance to 1 Provider
East	26,130	100.0	0.0	31.4
Central	25,221	100.0	0.0	11.9
West	18,816	100.0	0.0	32.8

Provider locations



- Members with access
- Members without access
- ▲ Single Provider locations
- ▲ Multiple Provider locations

Access standard: 1 provider within 30 miles
30 mile radius

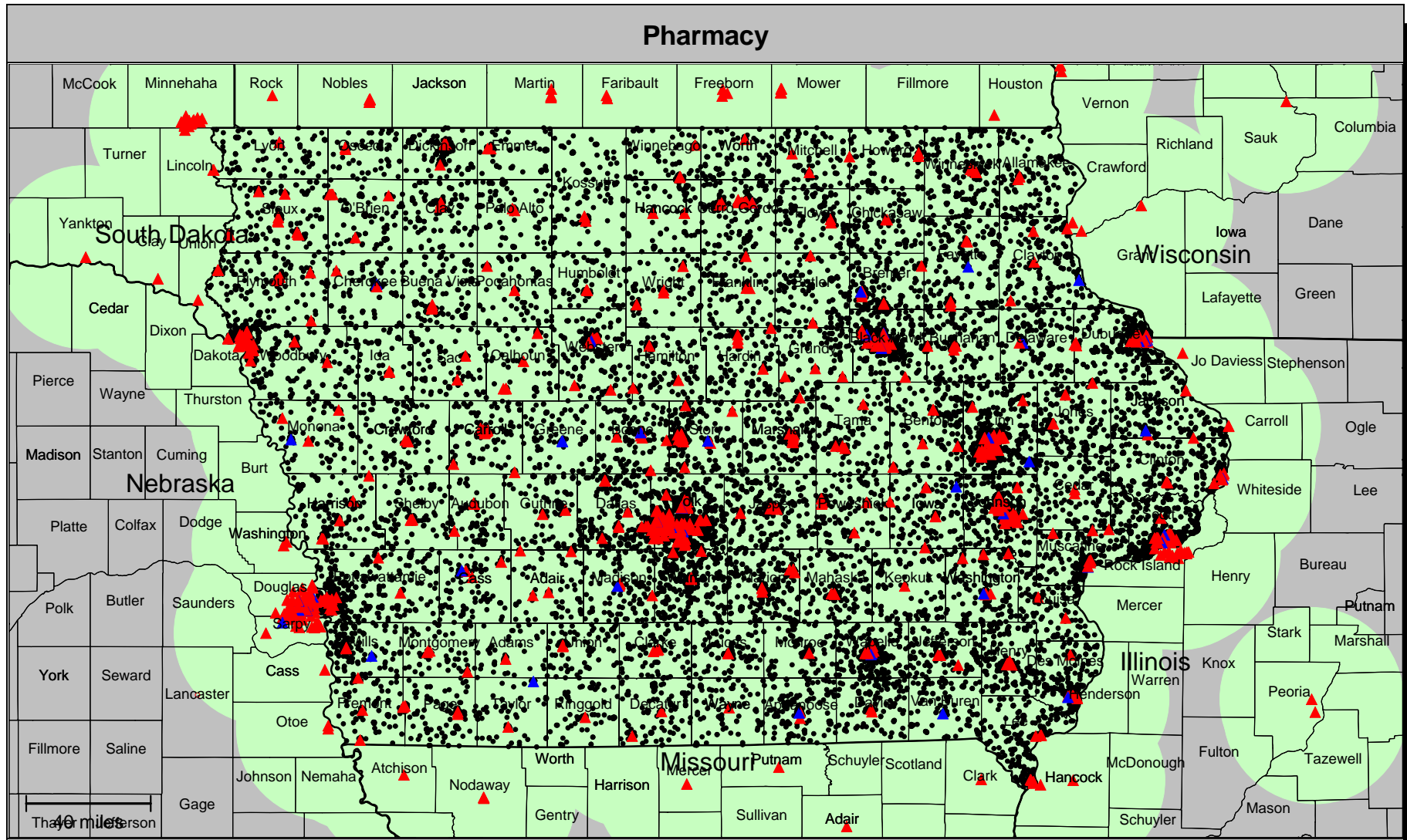
Accessibility summary

Accessibility analysis specifications	
Provider group:	Hospital 257 Providers at 189 locations (based on 337 records)
Member group:	IA Mems 156,406 Members
Access standard:	1 provider within 30 miles
All Members:	156,406 (100.0%) 100.0% with access 0.0% without access

Average distance to a choice of Providers for all Members					
Number of Providers	1	2	3	4	5
Miles	4.5	6.9	9.5	11.5	13.5

Key geographic areas				
Region	Total number of Members	All Members		
		Percent w	Percent wo	Average distance to 1 Provider
East	60,120	100.0	0.0	3.9
Central	56,425	100.0	0.0	4.3
West	39,861	100.0	0.0	5.7

Provider locations



- Members with access
- Members without access
- ▲ Single Provider locations
- ▲ Multiple Provider locations

Access standard: 2 providers within 30 miles
30 mile radius

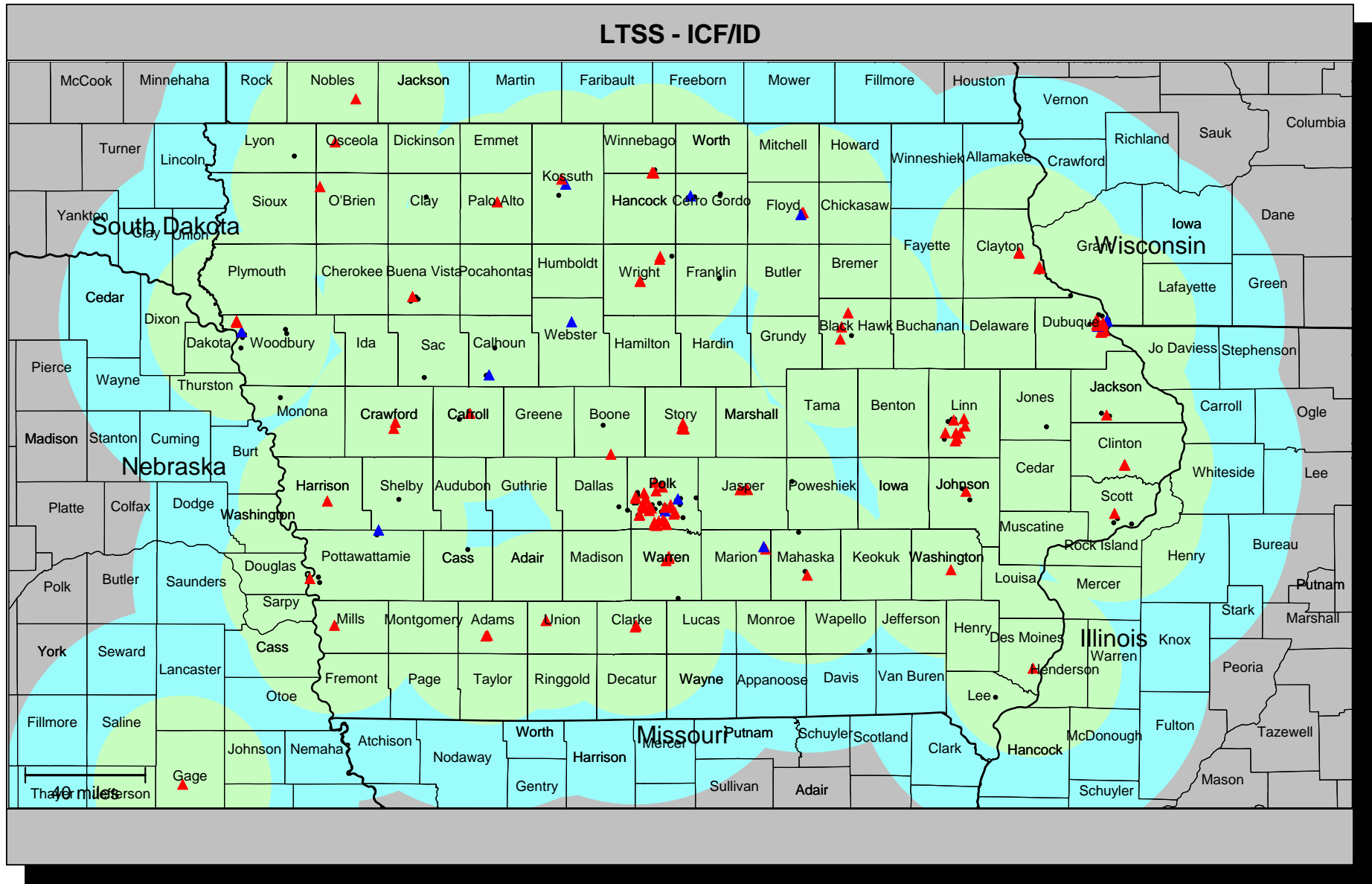
Accessibility summary

Accessibility analysis specifications	
Provider group:	Pharmacy 889 Providers at 926 locations (based on 987 records)
Member group:	IA Mems 156,406 Members
Access standard:	2 providers within 30 miles
All Members:	156,406 (100.0%) 100.0% with access 0.0% without access

Average distance to a choice of Providers for all Members					
Number of Providers	1	2	3	4	5
Miles	2.0	3.1	4.2	5.6	6.5

Key geographic areas				
Region	Total number of Members	All Members		
		Percent w	Percent wo	Average distance to 2 Providers
East	60,120	100.0	0.0	2.5
Central	56,425	100.0	0.0	2.8
West	39,861	100.0	0.0	4.2

Provider locations



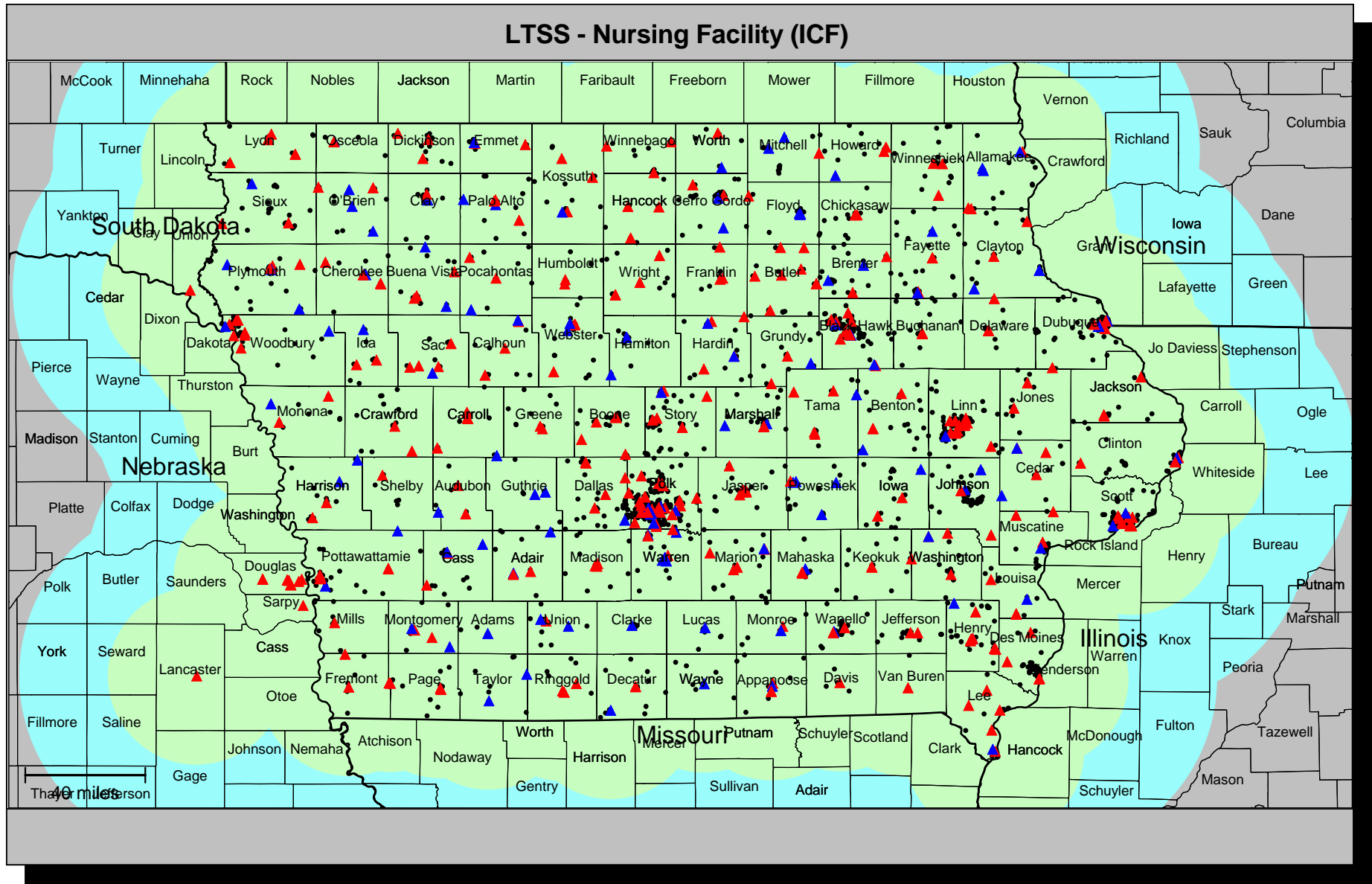
Accessibility summary

Accessibility analysis specifications	
Provider group:	LTSS - ICF/ID 147 Providers at 135 locations (based on 156 records)
Member group:	ICF/ID Residents 427 Members
Access standard:	Urban :1 Provider within 30.0 miles Suburban:1 Provider within 60.0 miles Rural: 1 Provider within 60.0 miles
All Members:	Urban: 32 (100.0%) with access (100.0%), without access (0.0%) Suburban: 93 (100.0%) with access (100.0%), without access (0.0%) Rural: 302 (100.0%) with access (100.0%), without access (0.0%)

Average distance to a choice of Providers for all Members					
Number of Providers	1	2	3	4	5
Urban	1.6	2.1	2.8	3.1	3.2
Suburban	0.5	5.7	6.3	7.1	7.3
Rural	2.0	5.5	9.4	15.3	20.3

Key geographic areas				
Region	Total number of Members	All Members		
		Percent w	Percent wo	Average distance to 1 Provider
West	160	100.0	0.0	1.9
Central	142	100.0	0.0	1.8
East	125	100.0	0.0	1.0

Provider locations



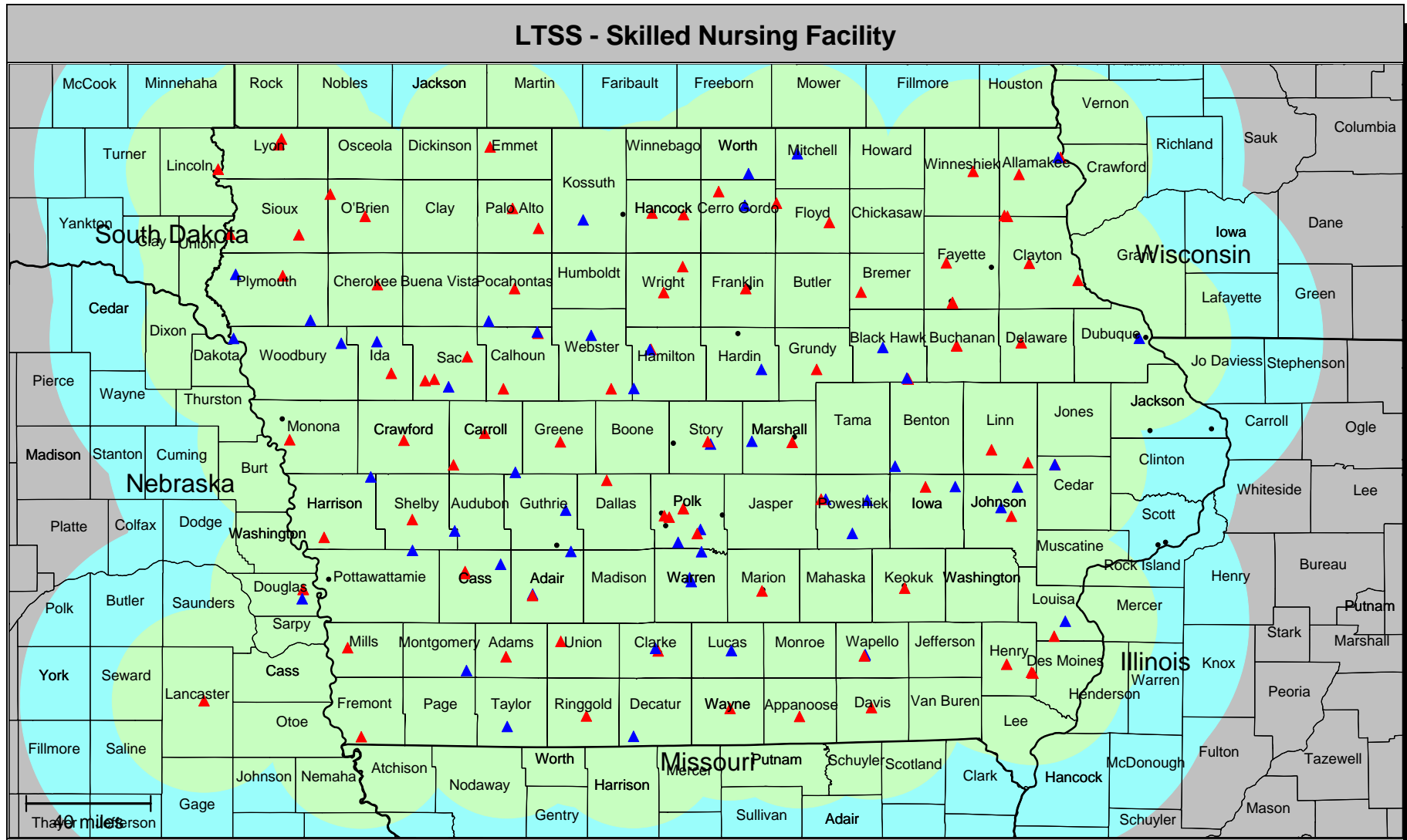
Accessibility summary

Accessibility analysis specifications	
Provider group:	LTSS - Nursing Facility (ICF) 468 Providers at 440 locations (based on 593 records)
Member group:	Nursing Facility / ICF Residents 3,206 Members
Access standard:	Urban :1 Provider within 30.0 miles Suburban:1 Provider within 60.0 miles Rural: 1 Provider within 60.0 miles
All Members:	Urban: 165 (100.0%) with access (100.0%), without access (0.0%) Suburban: 445 (100.0%) with access (100.0%), without access (0.0%) Rural: 2,596 (100.0%) with access (100.0%), without access (0.0%)

Average distance to a choice of Providers for all Members					
Number of Providers	1	2	3	4	5
Urban	0.5	0.9	1.5	1.8	2.5
Suburban	1.2	1.7	2.1	2.8	3.6
Rural	2.5	4.7	7.2	9.6	11.8

Key geographic areas				
Region	Total number of Members	All Members		
		Percent w	Percent wo	Average distance to 1 Provider
Central	1,180	100.0	0.0	1.8
East	1,118	99.9	0.1	2.6
West	908	100.0	0.0	2.3

Provider locations



- Members with access
- Members without access
- ▲ Single Provider locations
- ▲ Multiple Provider locations

Access standard: 1 provider within 60 miles
 30 mile radius
 60 mile radius

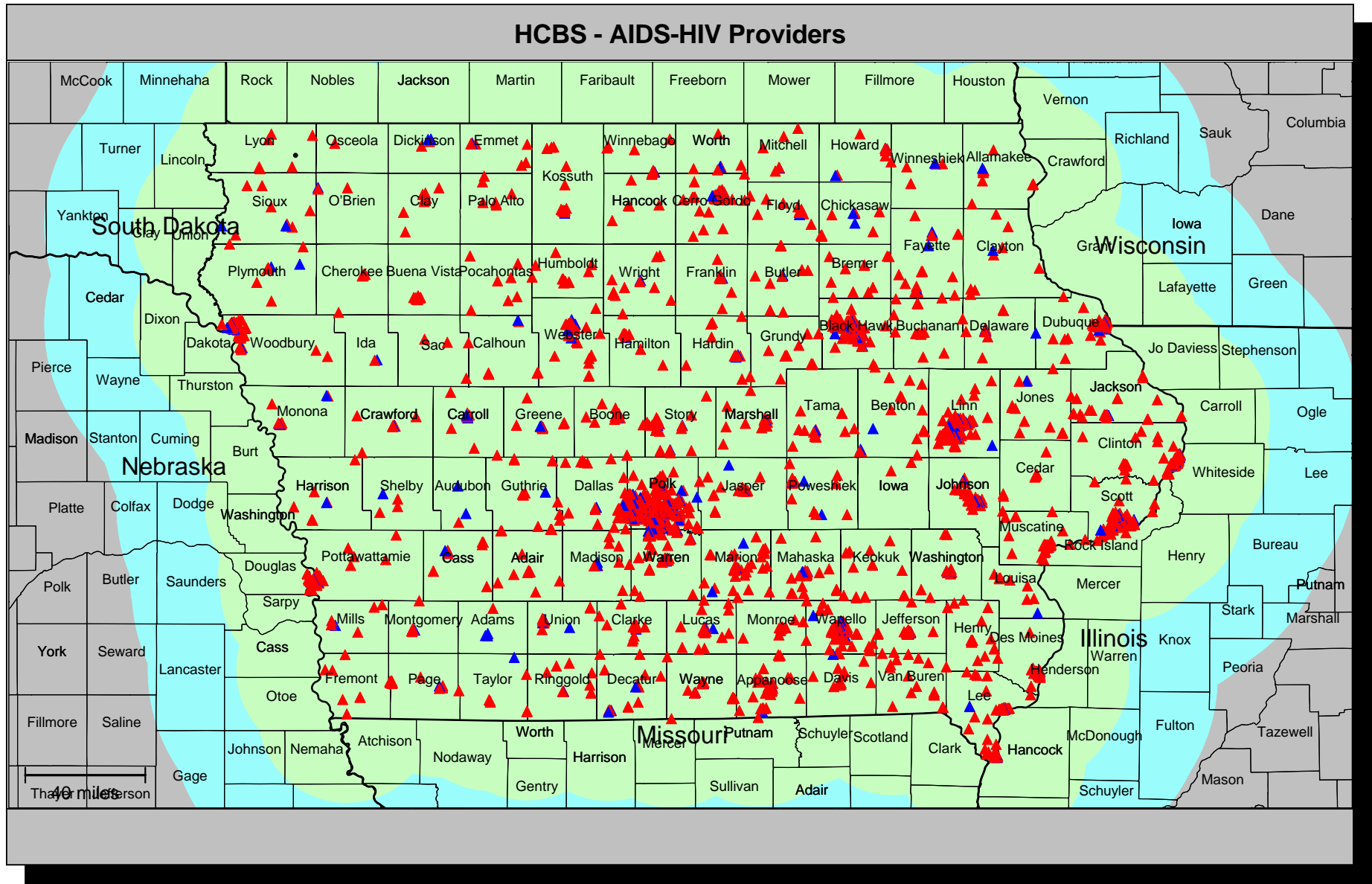
Accessibility summary

Accessibility analysis specifications	
Provider group:	LTSS - Skilled Nursing Facility 156 Providers at 142 locations (based on 225 records)
Member group:	Skilled Nursing Facility Residents 34 Members
Access standard:	Urban :1 Provider within 30.0 miles Suburban:1 Provider within 60.0 miles Rural: 1 Provider within 60.0 miles
All Members:	Urban: 2 (100.0%) with access (50.0%), without access (50.0%) Suburban: 3 (100.0%) with access (100.0%), without access (0.0%) Rural: 29 (100.0%) with access (100.0%), without access (0.0%)

Average distance to a choice of Providers for all Members					
Number of Providers	1	2	3	4	5
Urban	22.5	22.6	24.3	25.5	26.2
Suburban	14.2	14.2	23.1	28.9	32.3
Rural	5.6	11.9	15.8	17.6	20.6

Key geographic areas				
Region	Total number of Members	All Members		
		Percent w	Percent wo	Average distance to 1 Provider
Central	17	100.0	0.0	3.0
East	9	88.9	11.1	18.5
West	8	100.0	0.0	4.0

Provider locations



- Members with access
- Members without access
- ▲ Single Provider locations
- ▲ Multiple Provider locations

Access standard: 1 provider within 60 miles
30 mile radius
60 mile radius

Accessibility summary

Accessibility analysis specifications	
Provider group:	HCBS - AIDS-HIV Providers 3,278 Providers at 3,120 locations (based on 3,557 records)
Member group:	LTSS AIDS-HIV Mems 5 Members
Access standard:	Urban :1 Provider within 30.0 miles Suburban:1 Provider within 60.0 miles Rural: 1 Provider within 60.0 miles
All Members:	Urban: 0 (0.0%) Suburban: 3 (100.0%) with access (100.0%), without access (0.0%) Rural: 2 (100.0%) with access (100.0%), without access (0.0%)

Average distance to a choice of Providers for all Members					
Number of Providers	1	2	3	4	5
Urban	---	---	---	---	---
Suburban	0.1	0.3	0.5	0.9	1.2
Rural	2.0	5.1	6.5	7.4	8.4

Key geographic areas				
Region	Total number of Members	All Members		
		Percent w	Percent wo	Average distance to 1 Provider
Central	2	100.0	0.0	0.1
West	2	100.0	0.0	2.0
East	1	100.0	0.0	0.3

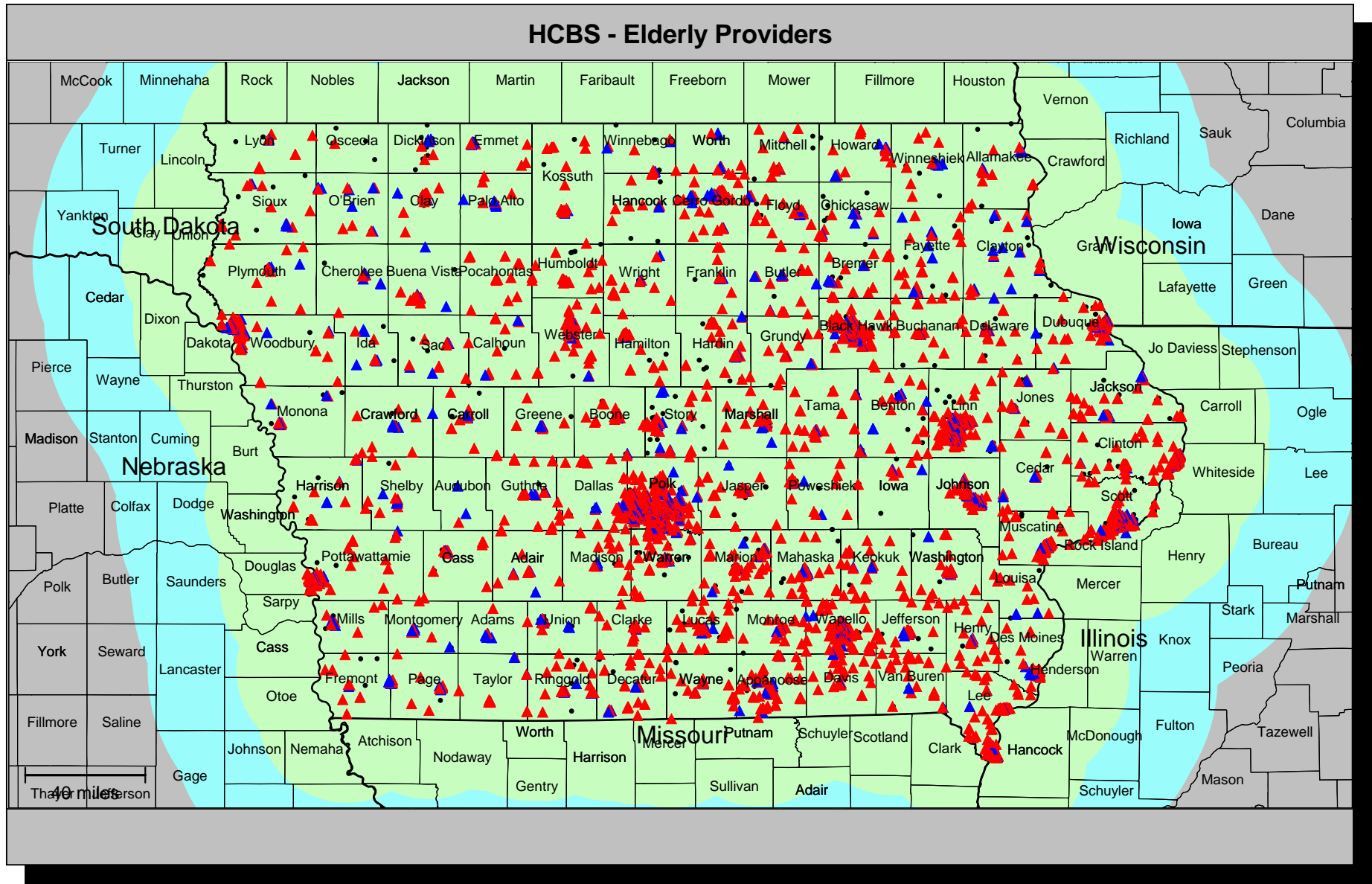
Accessibility summary

Accessibility analysis specifications	
Provider group:	HCBS - Brain Injury Providers 639 Providers at 602 locations (based on 1,476 records)
Member group:	LTSS Brain Injury Mems 236 Members
Access standard:	Urban :1 Provider within 30.0 miles Suburban:1 Provider within 60.0 miles Rural: 1 Provider within 60.0 miles
All Members:	Urban: 13 (100.0%) with access (100.0%), without access (0.0%) Suburban: 51 (100.0%) with access (100.0%), without access (0.0%) Rural: 172 (100.0%) with access (100.0%), without access (0.0%)

Average distance to a choice of Providers for all Members					
Number of Providers	1	2	3	4	5
Urban	0.7	0.8	0.9	1.1	1.2
Suburban	0.7	1.0	1.3	1.4	1.6
Rural	3.4	4.3	5.1	5.7	6.3

Key geographic areas				
Region	Total number of Members	All Members		
		Percent w	Percent wo	Average distance to 1 Provider
East	88	100.0	0.0	2.0
Central	87	100.0	0.0	2.9
West	61	100.0	0.0	3.2

Provider locations



- Members with access
- Members without access
- ▲ Single Provider locations
- ▲ Multiple Provider locations

Access standard: 1 provider within 60 miles
30 mile radius
60 mile radius

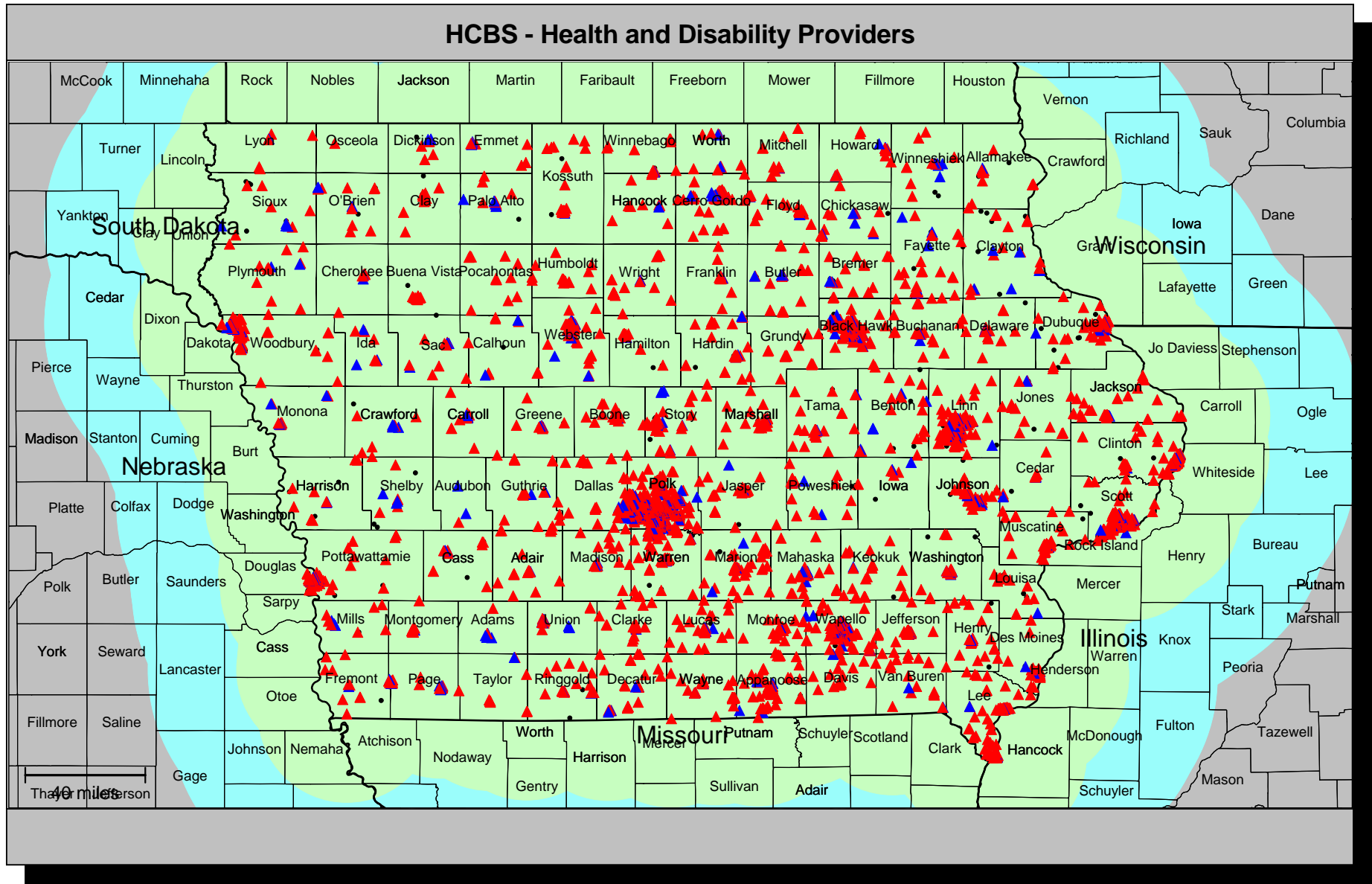
Accessibility summary

Accessibility analysis specifications	
Provider group:	HCBS - Elderly Providers 5,800 Providers at 5,414 locations (based on 6,955 records)
Member group:	LTSS Elderly Mems 1,978 Members
Access standard:	Urban :1 Provider within 30.0 miles Suburban:1 Provider within 60.0 miles Rural: 1 Provider within 60.0 miles
All Members:	Urban: 171 (100.0%) with access (100.0%), without access (0.0%) Suburban: 396 (100.0%) with access (100.0%), without access (0.0%) Rural: 1,411 (100.0%) with access (100.0%), without access (0.0%)

Average distance to a choice of Providers for all Members					
Number of Providers	1	2	3	4	5
Urban	0.1	0.1	0.2	0.2	0.2
Suburban	0.2	0.3	0.3	0.4	0.5
Rural	0.7	1.2	1.6	1.8	2.1

Key geographic areas				
Region	Total number of Members	All Members		
		Percent w	Percent wo	Average distance to 1 Provider
Central	766	100.0	0.0	0.4
East	745	100.0	0.0	0.5
West	467	100.0	0.0	0.8

Provider locations



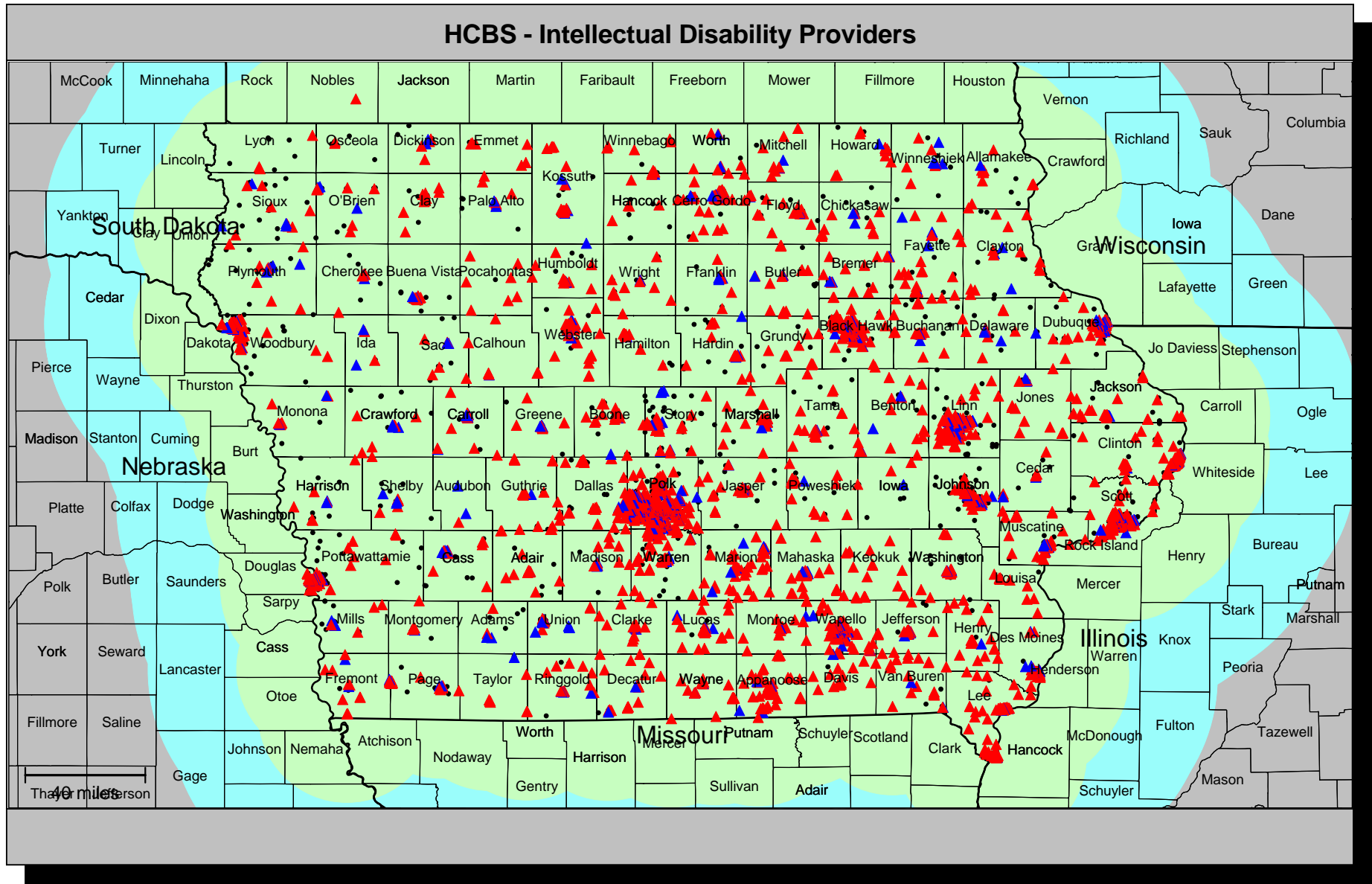
Accessibility summary

Accessibility analysis specifications	
Provider group:	HCBS - Health and Disability Providers 4,669 Providers at 4,411 locations (based on 5,371 records)
Member group:	LTSS Health Disability Mems 451 Members
Access standard:	Urban :1 Provider within 30.0 miles Suburban:1 Provider within 60.0 miles Rural: 1 Provider within 60.0 miles
All Members:	Urban: 25 (100.0%) with access (100.0%), without access (0.0%) Suburban: 82 (100.0%) with access (100.0%), without access (0.0%) Rural: 344 (100.0%) with access (100.0%), without access (0.0%)

Average distance to a choice of Providers for all Members					
Number of Providers	1	2	3	4	5
Urban	0.1	0.2	0.3	0.3	0.3
Suburban	0.2	0.4	0.5	0.5	0.6
Rural	1.1	1.9	2.4	2.9	3.4

Key geographic areas				
Region	Total number of Members	All Members		
		Percent w	Percent wo	Average distance to 1 Provider
East	184	100.0	0.0	1.0
Central	167	100.0	0.0	0.4
West	100	100.0	0.0	1.5

Provider locations



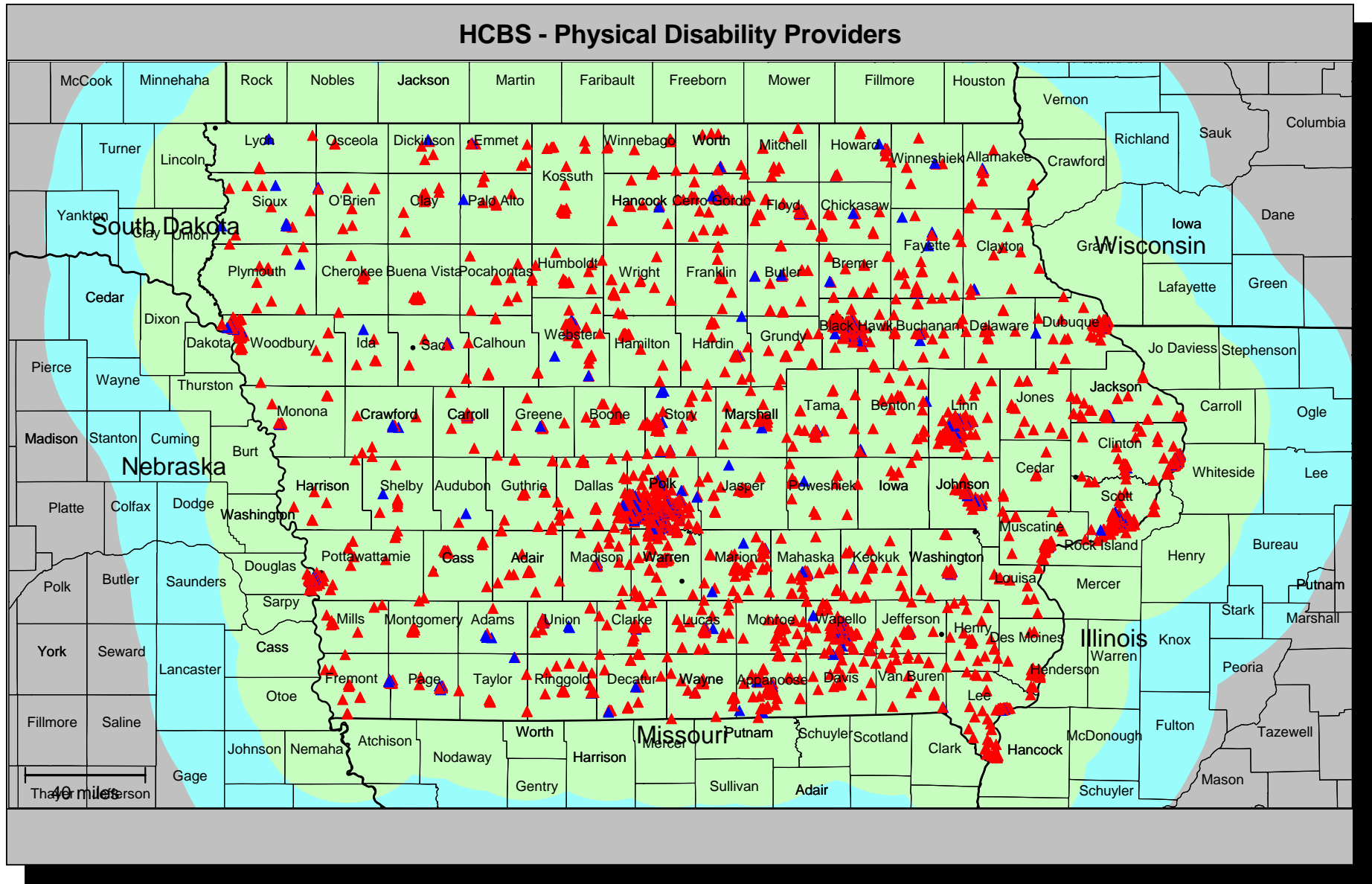
Accessibility summary

Accessibility analysis specifications	
Provider group:	HCBS - Intellectual Disability Providers 4,075 Providers at 3,839 locations (based on 5,138 records)
Member group:	Intellectual Disability 2,404 Members
Access standard:	Urban :1 Provider within 30.0 miles Suburban:1 Provider within 60.0 miles Rural: 1 Provider within 60.0 miles
All Members:	Urban: 145 (100.0%) with access (100.0%), without access (0.0%) Suburban: 448 (100.0%) with access (100.0%), without access (0.0%) Rural: 1,811 (100.0%) with access (100.0%), without access (0.0%)

Average distance to a choice of Providers for all Members					
Number of Providers	1	2	3	4	5
Urban	0.1	0.2	0.2	0.3	0.3
Suburban	0.3	0.4	0.5	0.6	0.7
Rural	1.2	1.7	2.2	2.5	2.9

Key geographic areas				
Region	Total number of Members	All Members		
		Percent w	Percent wo	Average distance to 1 Provider
Central	875	100.0	0.0	0.7
East	778	100.0	0.0	0.8
West	751	100.0	0.0	1.4

Provider locations



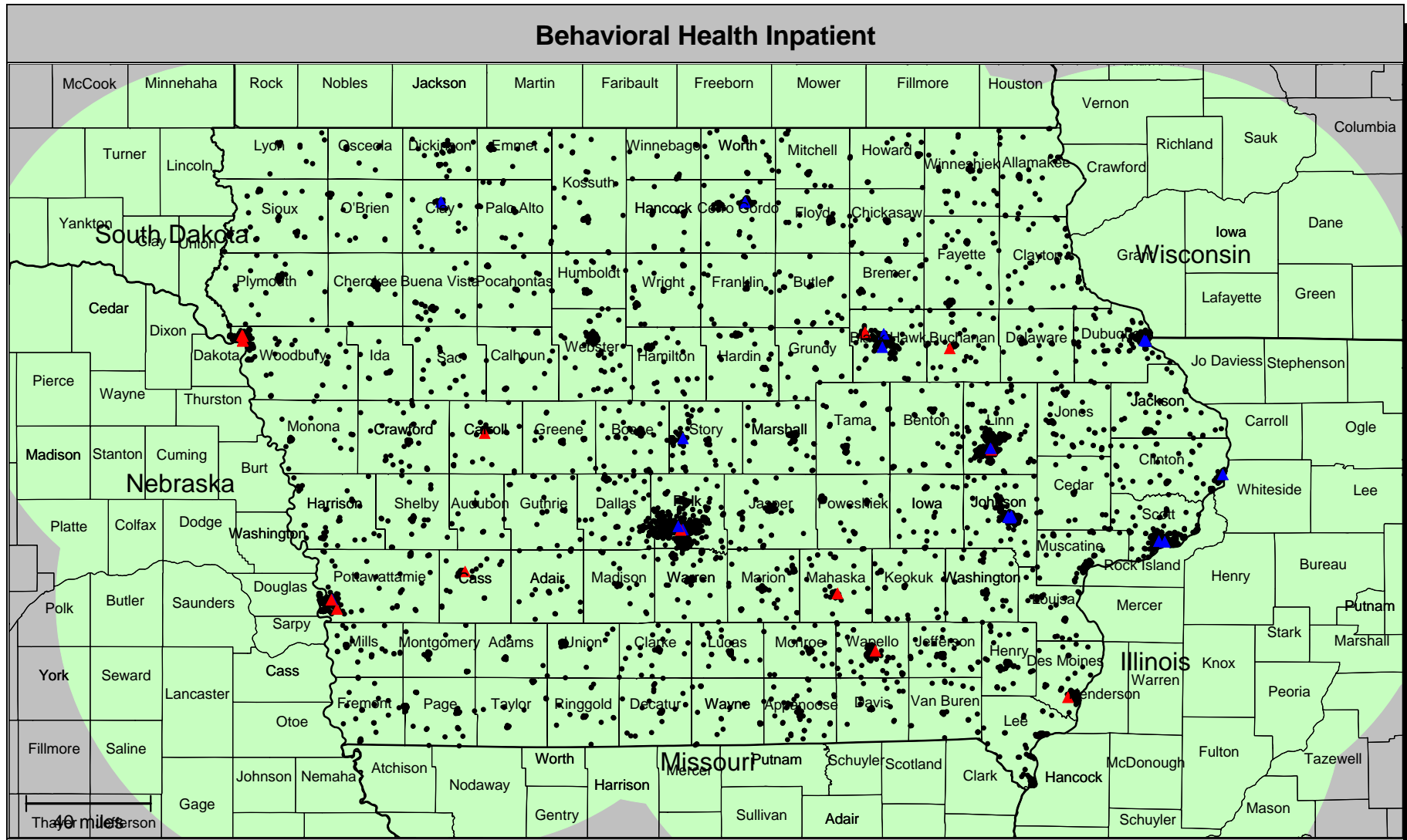
Accessibility summary

Accessibility analysis specifications	
Provider group:	HCBS - Physical Disability Providers 4,475 Providers at 4,244 locations (based on 4,709 records)
Member group:	LTSS Physical Disability Mem 205 Members
Access standard:	Urban :1 Provider within 30.0 miles Suburban:1 Provider within 60.0 miles Rural: 1 Provider within 60.0 miles
All Members:	Urban: 32 (100.0%) with access (100.0%), without access (0.0%) Suburban: 44 (100.0%) with access (100.0%), without access (0.0%) Rural: 129 (100.0%) with access (100.0%), without access (0.0%)

Average distance to a choice of Providers for all Members					
Number of Providers	1	2	3	4	5
Urban	0.1	0.2	0.2	0.3	0.3
Suburban	0.1	0.2	0.3	0.4	0.5
Rural	0.5	0.9	1.3	1.6	2.0

Key geographic areas				
Region	Total number of Members	All Members		
		Percent w	Percent wo	Average distance to 1 Provider
Central	90	100.0	0.0	0.2
East	74	100.0	0.0	0.3
West	41	100.0	0.0	0.8

Provider locations



- Members with access
- Members without access
- ▲ Single Provider locations
- ▲ Multiple Provider locations

Access standard: 1 provider within 90 miles
90 mile radius

Accessibility summary

Accessibility analysis specifications	
Provider group:	Behavioral Health Inpatient 47 Providers at 32 locations (based on 87 records)
Member group:	Behavioral Health Habilitation Members 9,820 Members
Access standard:	1 provider within 60 miles
All Members:	9,820 (100.0%) 99.4% with access 0.6% without access

Average distance to a choice of Providers for all Members					
Number of Providers	1	2	3	4	5
Miles	13.7	18.1	23.5	25.9	31.3

Key geographic areas				
Region	Total number of Members	All Members		
		Percent w	Percent wo	Average distance to 1 Provider
East	3,990	99.2	0.8	9.4
Central	3,323	99.9	0.1	12.6
West	2,507	99.1	0.9	22.0

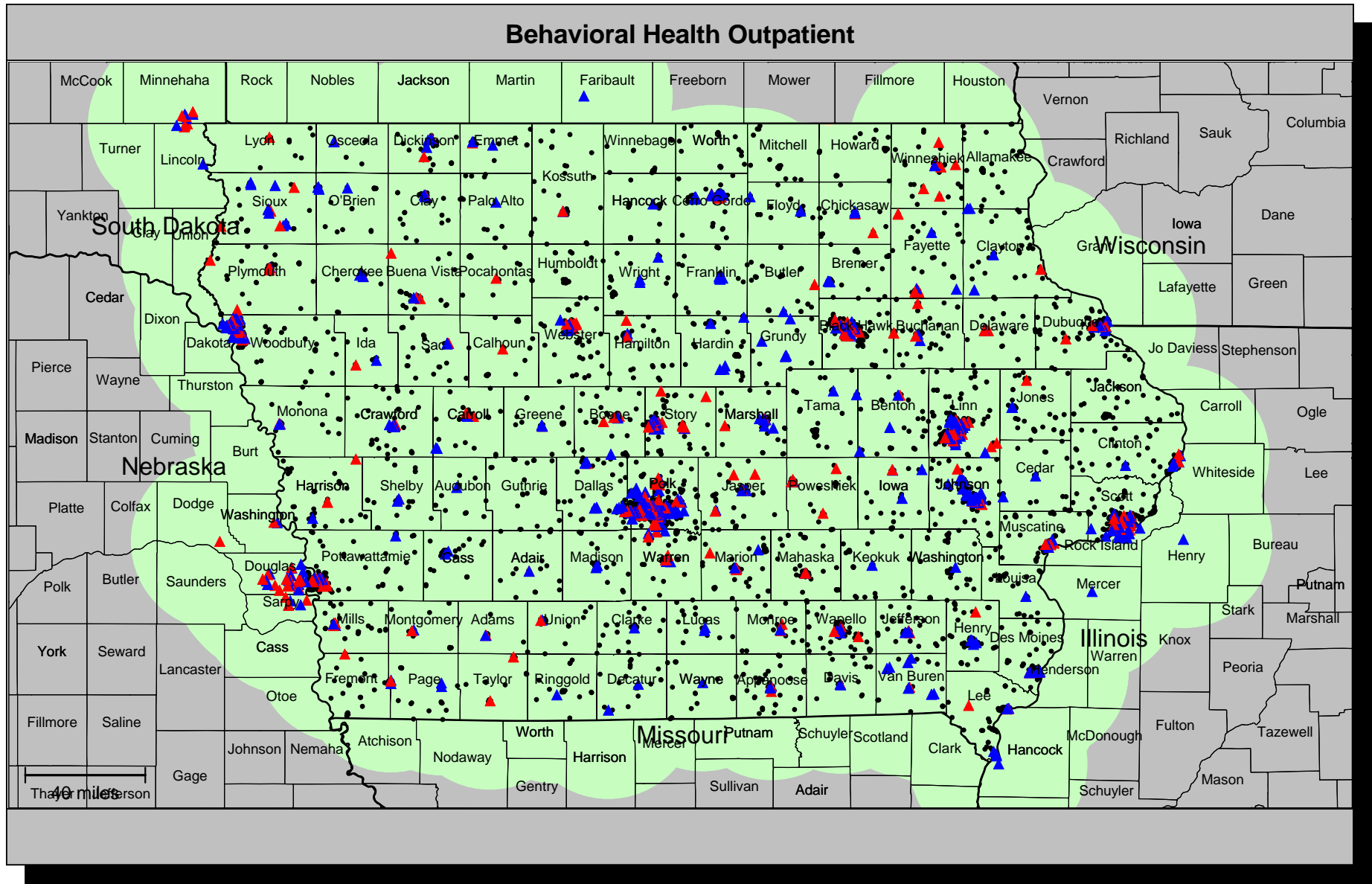
Accessibility summary

Accessibility analysis specifications	
Provider group:	Behavioral Health Inpatient 47 Providers at 32 locations (based on 87 records)
Member group:	Behavioral Health Habilitation Members 9,820 Members
Access standard:	1 provider within 90 miles
All Members:	9,820 (100.0%) 100.0% with access 0.0% without access

Average distance to a choice of Providers for all Members					
Number of Providers	1	2	3	4	5
Miles	13.7	18.1	23.5	25.9	31.3

Key geographic areas				
Region	Total number of Members	All Members		
		Percent w	Percent wo	Average distance to 1 Provider
East	3,990	100.0	0.0	9.4
Central	3,323	100.0	0.0	12.6
West	2,507	100.0	0.0	22.0

Provider locations



- Members with access
- Members without access
- ▲ Single Provider locations
- ▲ Multiple Provider locations

Access standard: 1 provider within 30 miles
30 mile radius

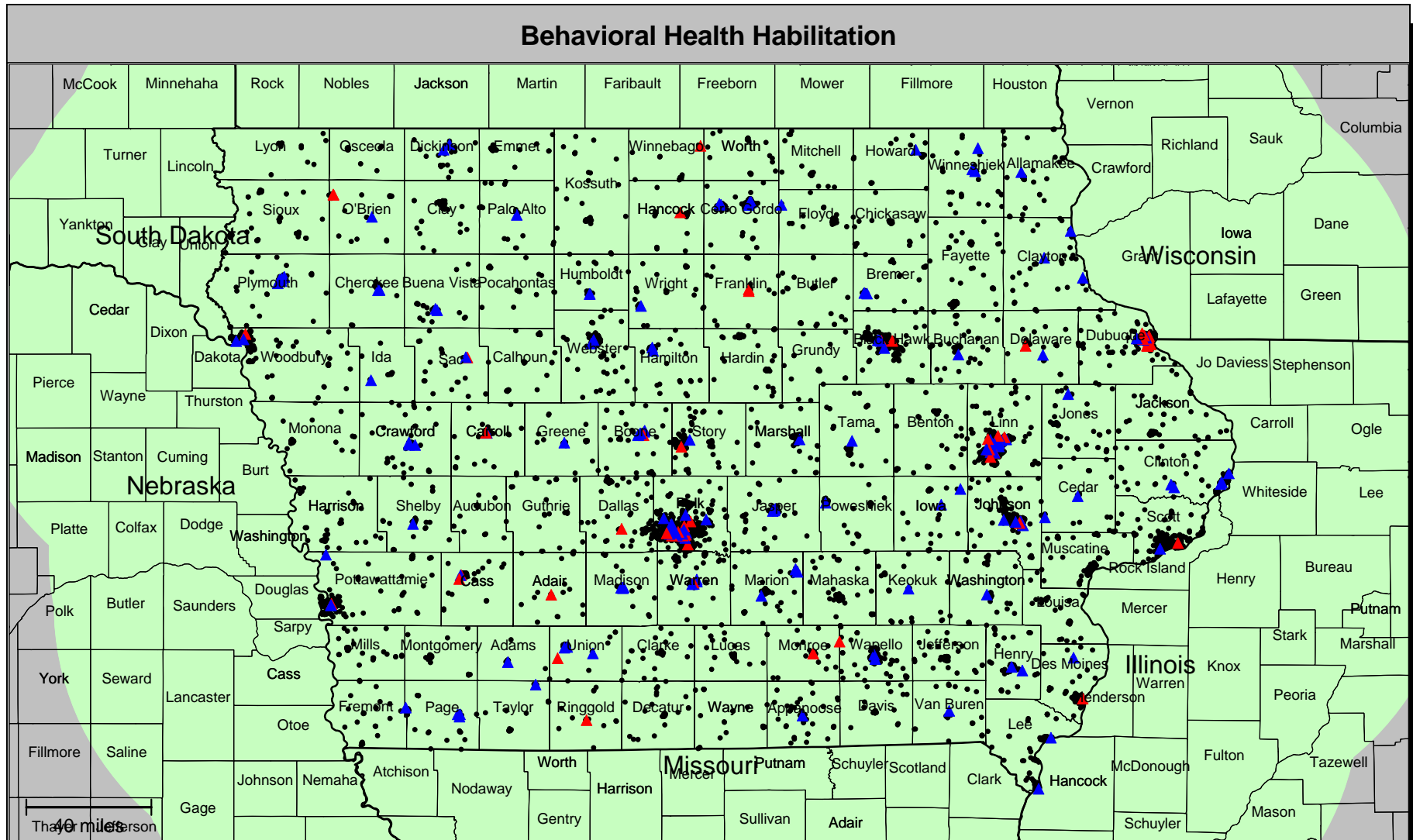
Accessibility summary

Accessibility analysis specifications	
Provider group:	Behavioral Health Outpatient 1,658 Providers at 943 locations (based on 3,617 records)
Member group:	Behavioral Health Habilitation Members 9,820 Members
Access standard:	1 provider within 30 miles
All Members:	9,820 (100.0%) 100.0% with access 0.0% without access

Average distance to a choice of Providers for all Members					
Number of Providers	1	2	3	4	5
Miles	2.4	2.8	3.2	3.6	4.1

Key geographic areas				
Region	Total number of Members	All Members		
		Percent w	Percent wo	Average distance to 1 Provider
East	3,990	100.0	0.0	2.2
Central	3,323	100.0	0.0	2.0
West	2,507	100.0	0.0	3.4

Provider locations



- Members with access
- Members without access
- ▲ Single Provider locations
- ▲ Multiple Provider locations

Access standard: 1 provider within 90 miles
90 mile radius

Accessibility summary

Accessibility analysis specifications	
Provider group:	Behavioral Health Habilitation 195 Providers at 208 locations (based on 532 records)
Member group:	Behavioral Health Habilitation Members 9,820 Members
Access standard:	1 provider within 60 miles
All Members:	9,820 (100.0%) 100.0% with access 0.0% without access

Average distance to a choice of Providers for all Members					
Number of Providers	1	2	3	4	5
Miles	5.1	5.7	7.1	8.5	10.2

Key geographic areas				
Region	Total number of Members	All Members		
		Percent w	Percent wo	Average distance to 1 Provider
East	3,990	100.0	0.0	4.1
Central	3,323	100.0	0.0	4.8
West	2,507	100.0	0.0	7.1

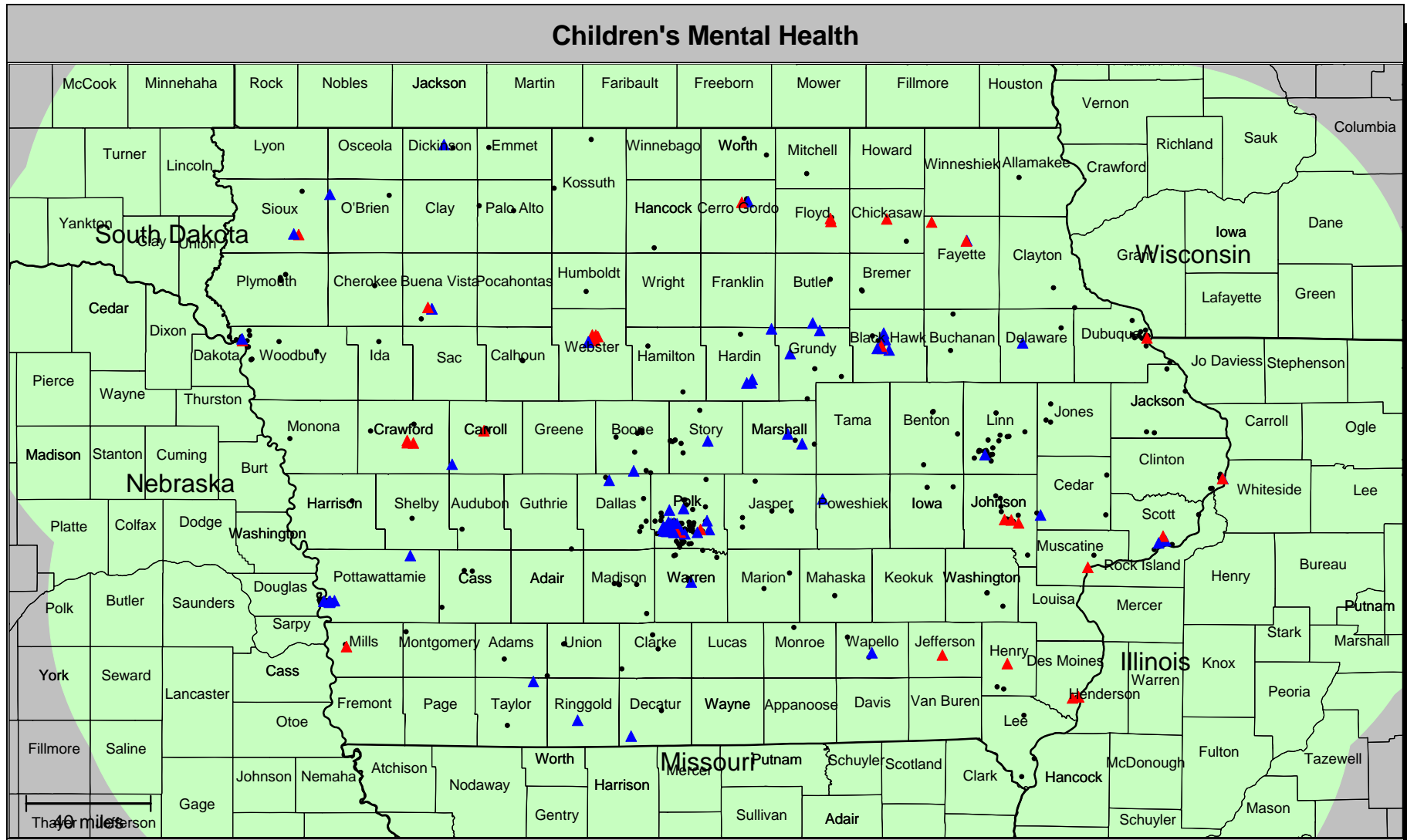
Accessibility summary

Accessibility analysis specifications	
Provider group:	Behavioral Health Habilitation 195 Providers at 208 locations (based on 532 records)
Member group:	Behavioral Health Habilitation Members 9,820 Members
Access standard:	1 provider within 90 miles
All Members:	9,820 (100.0%) 100.0% with access 0.0% without access

Average distance to a choice of Providers for all Members					
Number of Providers	1	2	3	4	5
Miles	5.1	5.7	7.1	8.5	10.2

Key geographic areas				
Region	Total number of Members	All Members		
		Percent w	Percent wo	Average distance to 1 Provider
East	3,990	100.0	0.0	4.1
Central	3,323	100.0	0.0	4.8
West	2,507	100.0	0.0	7.1

Provider locations



- Members with access
- Members without access
- ▲ Single Provider locations
- ▲ Multiple Provider locations

Access standard: 1 provider within 90 miles
90 mile radius

Accessibility summary

Accessibility analysis specifications	
Provider group:	Children's Mental Health 92 Providers at 108 locations (based on 295 records)
Member group:	CMH Mems 309 Members
Access standard:	1 provider within 60 miles
All Members:	309 (100.0%) 100.0% with access 0.0% without access

Average distance to a choice of Providers for all Members					
Number of Providers	1	2	3	4	5
Miles	8.2	10.6	12.4	16.8	18.6

Key geographic areas				
Region	Total number of Members	All Members		
		Percent w	Percent wo	Average distance to 1 Provider
Central	126	100.0	0.0	6.4
East	104	100.0	0.0	7.4
West	79	100.0	0.0	12.3

Accessibility summary

Accessibility analysis specifications	
Provider group:	Children's Mental Health 92 Providers at 108 locations (based on 295 records)
Member group:	CMH Mems 309 Members
Access standard:	1 provider within 90 miles
All Members:	309 (100.0%) 100.0% with access 0.0% without access

Average distance to a choice of Providers for all Members					
Number of Providers	1	2	3	4	5
Miles	8.2	10.6	12.4	16.8	18.6

Key geographic areas				
Region	Total number of Members	All Members		
		Percent w	Percent wo	Average distance to 1 Provider
Central	126	100.0	0.0	6.4
East	104	100.0	0.0	7.4
West	79	100.0	0.0	12.3