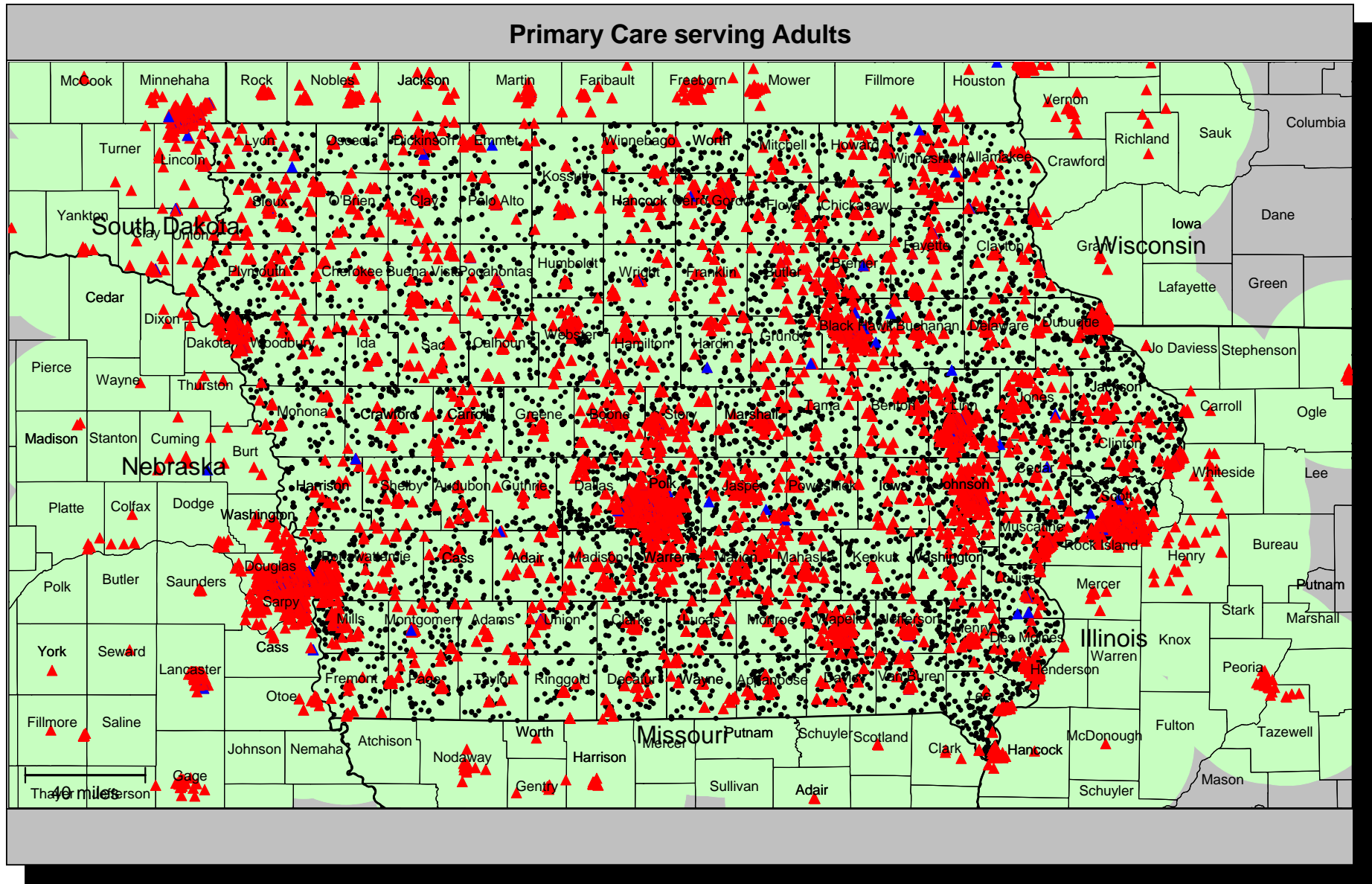


# Provider locations



- Members with access
- Members without access
- ▲ Single Provider locations
- ▲ Multiple Provider locations

Access standard: 1 provider within 30 miles  
30 mile radius

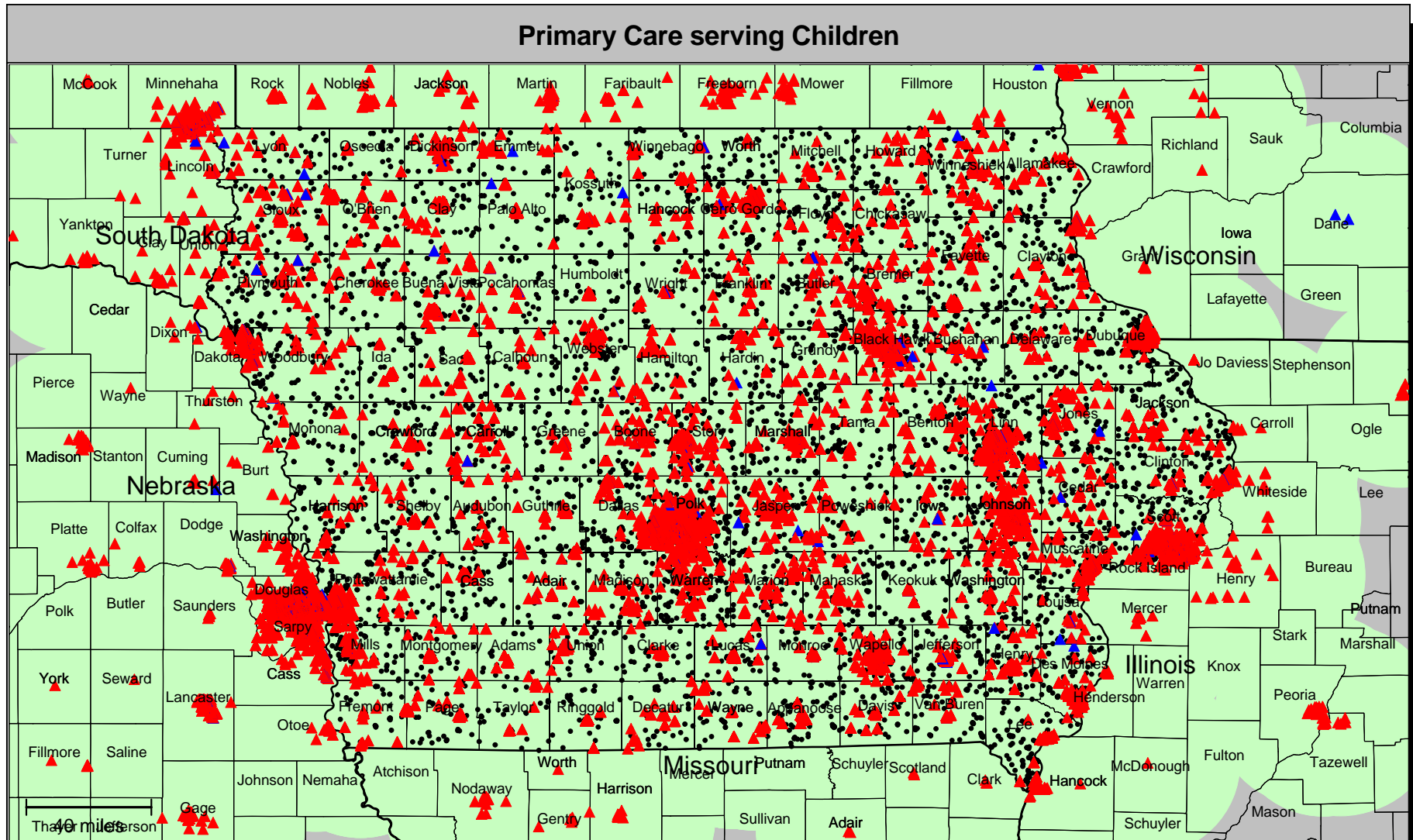
## Accessibility summary

Accessibility analysis specifications	
Provider group:	<b>Primary Care serving Adults</b> 11,356 Providers at 40,323 locations (based on 43,247 records)
Member group:	<b>IA Adult Members</b> 67,136 Members
Access standard:	<b>1 provider within 30 miles</b>
All Members:	67,136 (100.0%) 100.0% with access 0.0% without access

Average distance to a choice of Providers for all Members					
Number of Providers	1	2	3	4	5
Miles	0.9	1.0	1.2	1.3	1.4

Key geographic areas				
Region	Total number of Members	All Members		
		Percent w	Percent wo	Average distance to 1 Provider
East	26,760	100.0	0.0	0.7
Central	24,422	100.0	0.0	0.8
West	15,954	100.0	0.0	1.3

# Provider locations



- Members with access
- Members without access
- ▲ Single Provider locations
- ▲ Multiple Provider locations

Access standard: 1 provider within 30 miles  
30 mile radius

## Accessibility summary

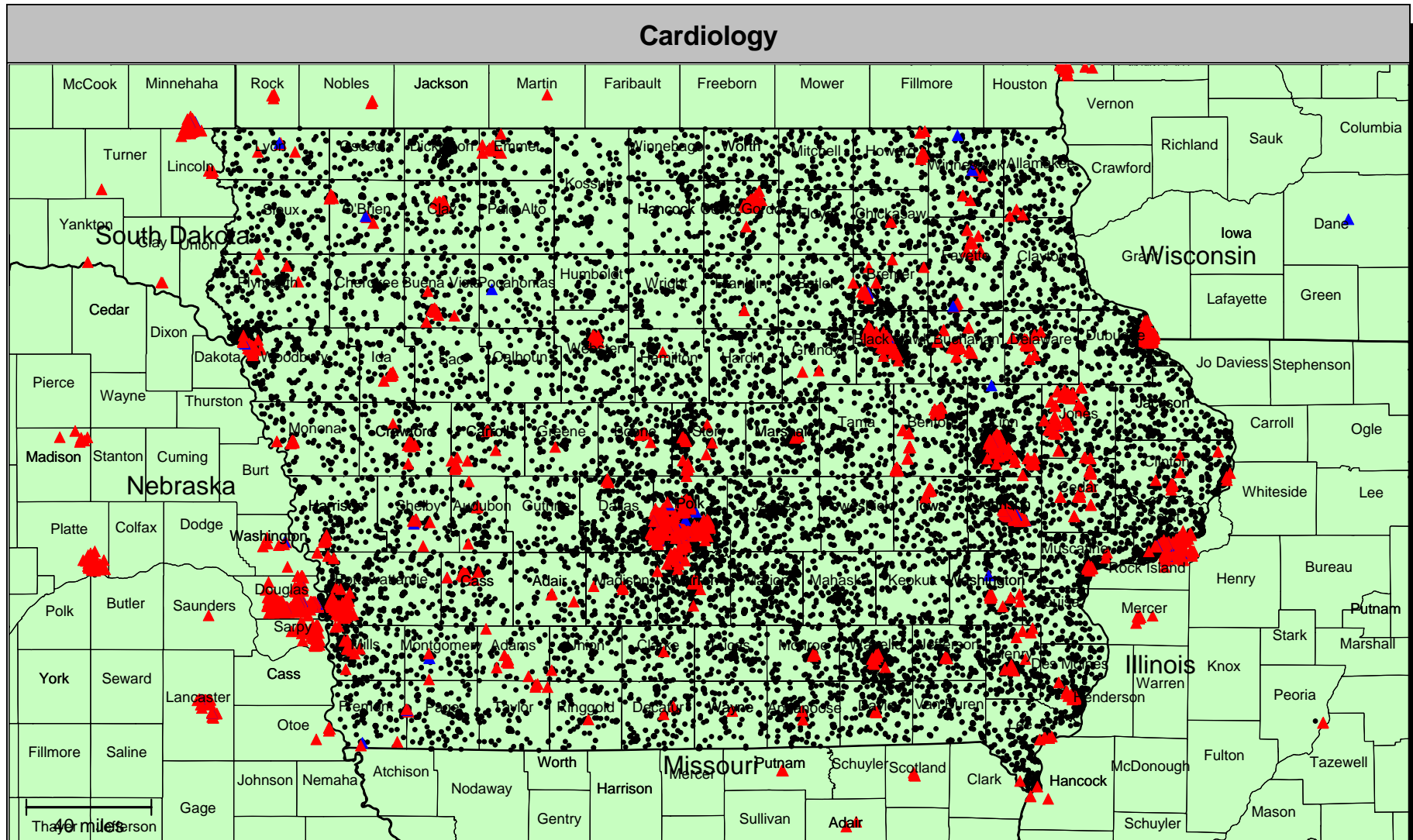
Accessibility analysis specifications	
Provider group:	<b>Primary Care serving Children</b> 13,053 Providers at 45,491 locations (based on 49,247 records)
Member group:	<b>IA Children Members</b> 70,187 Members
Access standard:	<b>1 provider within 30 miles</b>
All Members:	70,187 (100.0%) 100.0% with access 0.0% without access

Average distance to a choice of Providers for all Members					
Number of Providers	1	2	3	4	5
Miles	0.8	1.0	1.1	1.2	1.4

Key geographic areas				
Region	Total number of Members	All Members		
		Percent w	Percent wo	Average distance to 1 Provider
East	26,138	100.0	0.0	0.7
Central	25,228	100.0	0.0	0.7
West	18,821	100.0	0.0	1.2



# Provider locations



## Accessibility summary

Accessibility analysis specifications	
Provider group:	<b>Cardiology</b> 733 Providers at 4,006 locations (based on 4,389 records)
Member group:	<b>IA Mems</b> 156,470 Members
Access standard:	<b>1provider within 60 miles</b>
All Members:	156,470 (100.0%) 100.0% with access 0.0% without access

Average distance to a choice of Providers for all Members					
Number of Providers	1	2	3	4	5
Miles	4.1	5.0	5.5	6.4	6.9

Key geographic areas				
Region	Total number of Members	All Members		
		Percent w	Percent wo	Average distance to 1 Provider
East	60,144	100.0	0.0	2.4
Central	56,448	100.0	0.0	4.8
West	39,878	100.0	0.0	5.9

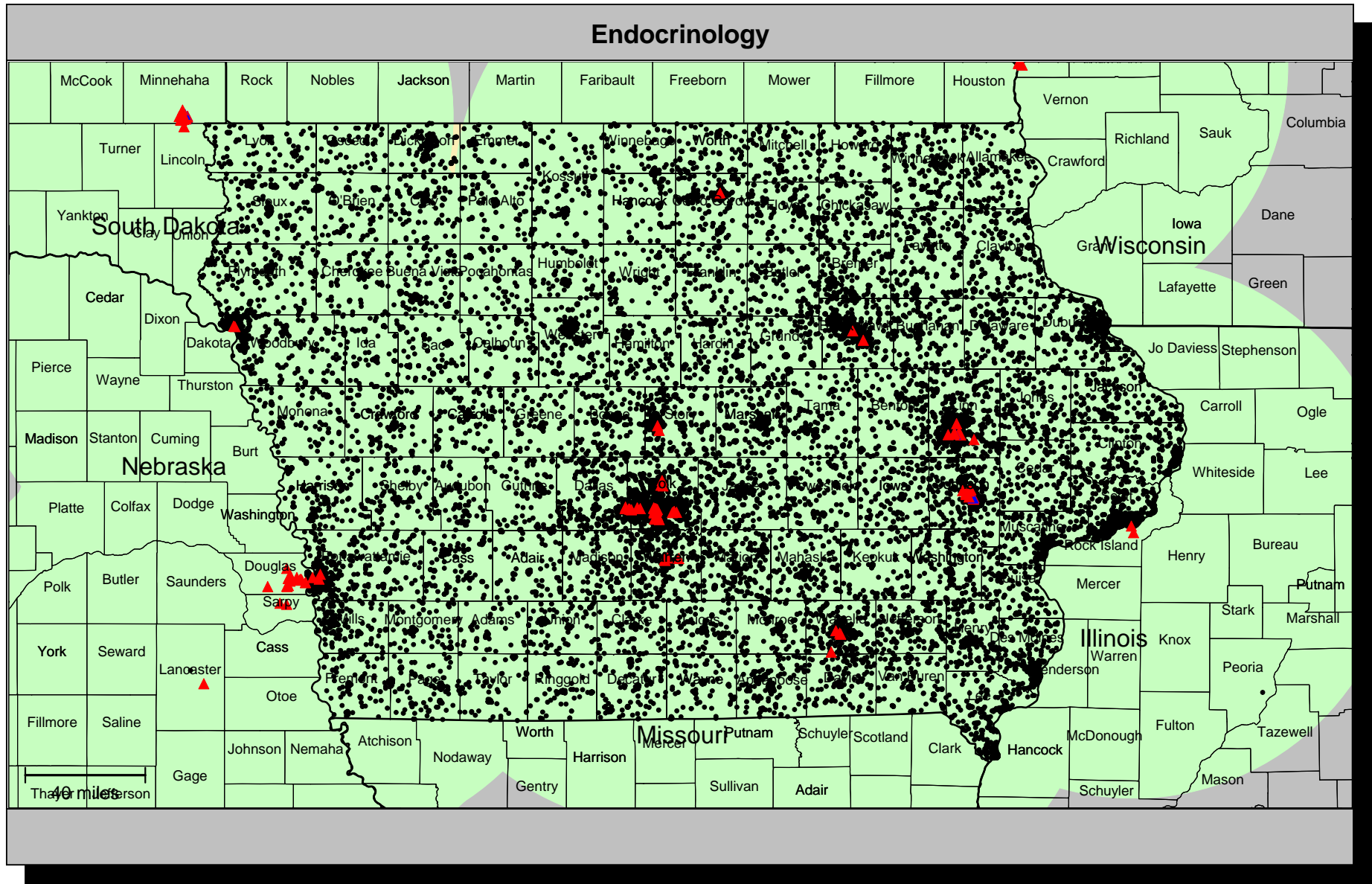
## Accessibility summary

Accessibility analysis specifications	
Provider group:	<b>Cardiology</b> 733 Providers at 4,006 locations (based on 4,389 records)
Member group:	<b>IA Mems</b> 156,470 Members
Access standard:	<b>1 provider within 90 miles</b>
All Members:	156,470 (100.0%) 100.0% with access 0.0% without access

Average distance to a choice of Providers for all Members					
Number of Providers	1	2	3	4	5
Miles	4.1	5.0	5.5	6.4	6.9

Key geographic areas				
Region	Total number of Members	All Members		
		Percent w	Percent wo	Average distance to 1 Provider
East	60,144	100.0	0.0	2.4
Central	56,448	100.0	0.0	4.8
West	39,878	100.0	0.0	5.9

# Provider locations



- Members with access
- Members without access
- ▲ Single Provider locations
- ▲ Multiple Provider locations

Access standard: 1 provider within 90 miles  
90 mile radius

## Accessibility summary

Accessibility analysis specifications	
Provider group:	<b>Endocrinology</b> 67 Providers at 135 locations (based on 143 records)
Member group:	<b>IA Mems</b> 156,470 Members
Access standard:	<b>1provider within 60 miles</b>
All Members:	156,470 (100.0%) 94.8% with access 5.2% without access

Average distance to a choice of Providers for all Members					
Number of Providers	1	2	3	4	5
Miles	20.0	23.0	34.0	35.7	38.3

Key geographic areas				
Region	Total number of Members	All Members		
		Percent w	wo	Average distance to 1 Provider
East	60,144	96.1	3.9	20.4
Central	56,448	100.0	0.0	11.1
West	39,878	85.6	14.4	32.2

## Accessibility summary

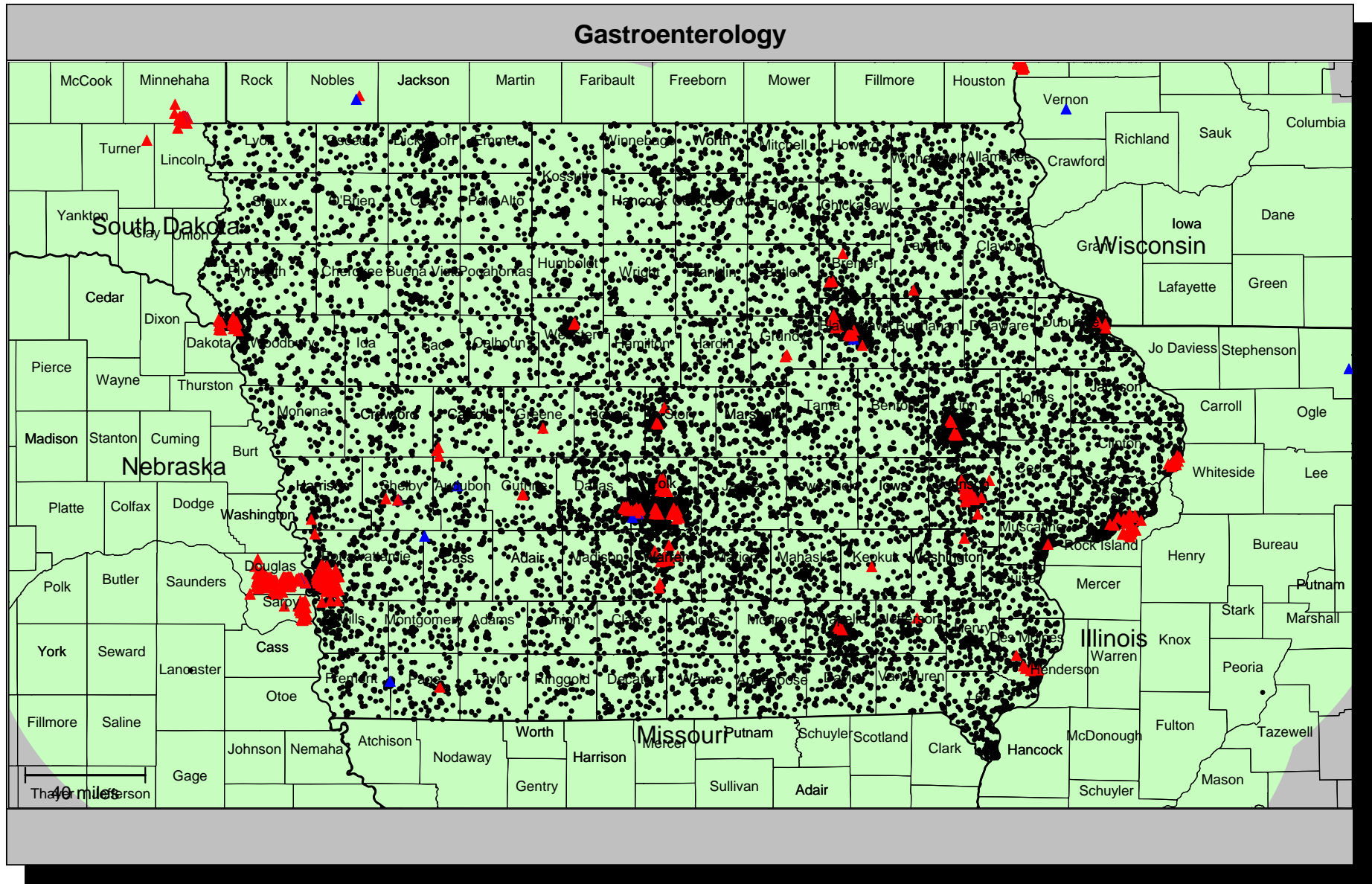
Accessibility analysis specifications	
Provider group:	<b>Endocrinology</b> 67 Providers at 135 locations (based on 143 records)
Member group:	<b>IA Mems</b> 156,470 Members
Access standard:	<b>1 provider within 90 miles</b>
All Members:	156,470 (100.0%) 100.0% with access 0.0% without access

Average distance to a choice of Providers for all Members					
Number of Providers	1	2	3	4	5
Miles	20.0	23.0	34.0	35.7	38.3

Key geographic areas				
Region	Total number of Members	All Members		
		Percent w	Percent wo	Average distance to 1 Provider
East	60,144	100.0	0.0	20.4
Central	56,448	100.0	0.0	11.1
West	39,878	100.0	0.0	32.2



# Provider locations



- Members with access
- Members without access
- ▲ Single Provider locations
- ▲ Multiple Provider locations

Access standard: 1 provider within 90 miles  
90 mile radius

## Accessibility summary

Accessibility analysis specifications	
Provider group:	<b>Gastroenterology</b> 282 Providers at 720 locations (based on 764 records)
Member group:	<b>IA Mems</b> 156,470 Members
Access standard:	<b>1provider within 60 miles</b>
All Members:	156,470 (100.0%) 99.8% with access 0.2% without access

Average distance to a choice of Providers for all Members					
Number of Providers	1	2	3	4	5
Miles	11.1	12.7	14.7	17.3	19.0

Key geographic areas				
Region	Total number of Members	All Members		
		Percent w	Percent wo	Average distance to 1 Provider
East	60,144	100.0	0.0	6.9
Central	56,448	99.9	0.1	11.5
West	39,878	99.3	0.7	17.0

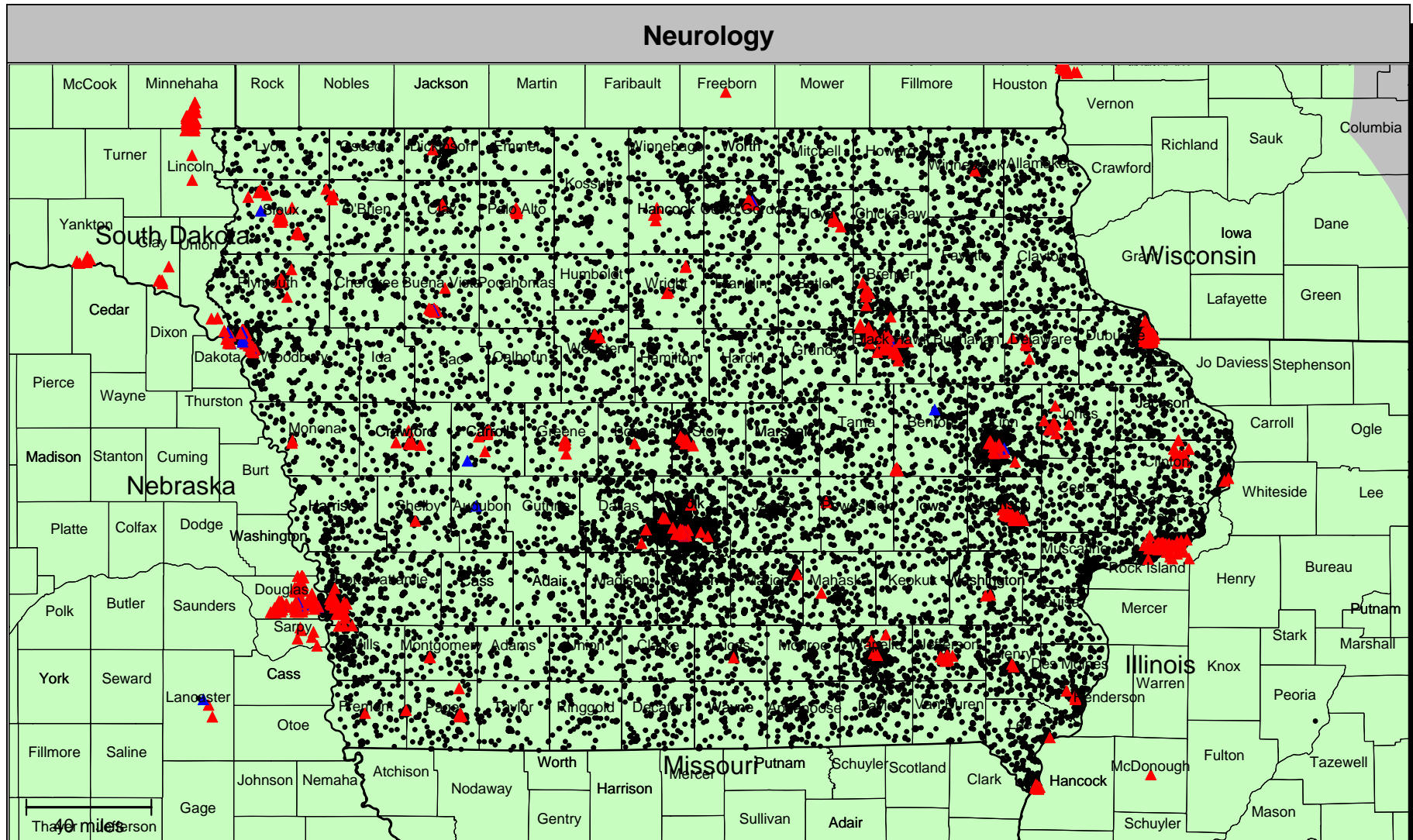
## Accessibility summary

Accessibility analysis specifications	
Provider group:	<b>Gastroenterology</b> 282 Providers at 720 locations (based on 764 records)
Member group:	<b>IA Mems</b> 156,470 Members
Access standard:	<b>1 provider within 90 miles</b>
All Members:	156,470 (100.0%) 100.0% with access 0.0% without access

Average distance to a choice of Providers for all Members					
Number of Providers	1	2	3	4	5
Miles	11.1	12.7	14.7	17.3	19.0

Key geographic areas				
Region	Total number of Members	All Members		
		Percent w	Percent wo	Average distance to 1 Provider
East	60,144	100.0	0.0	6.9
Central	56,448	100.0	0.0	11.5
West	39,878	100.0	0.0	17.0

# Provider locations



- Members with access
- Members without access
- ▲ Single Provider locations
- ▲ Multiple Provider locations

Access standard: 1 provider within 90 miles  
90 mile radius

## Accessibility summary

Accessibility analysis specifications	
Provider group:	<b>Neurology</b> 468 Providers at 1,227 locations (based on 1,386 records)
Member group:	<b>IA Mems</b> 156,470 Members
Access standard:	<b>1provider within 60 miles</b>
All Members:	156,470 (100.0%) 100.0% with access 0.0% without access

Average distance to a choice of Providers for all Members					
Number of Providers	1	2	3	4	5
Miles	6.5	8.4	9.9	10.5	11.5

Key geographic areas				
Region	Total number of Members	All Members		
		Percent w	Percent wo	Average distance to 1 Provider
East	60,144	100.0	0.0	4.8
Central	56,448	100.0	0.0	7.1
West	39,878	100.0	0.0	8.5

## Accessibility summary

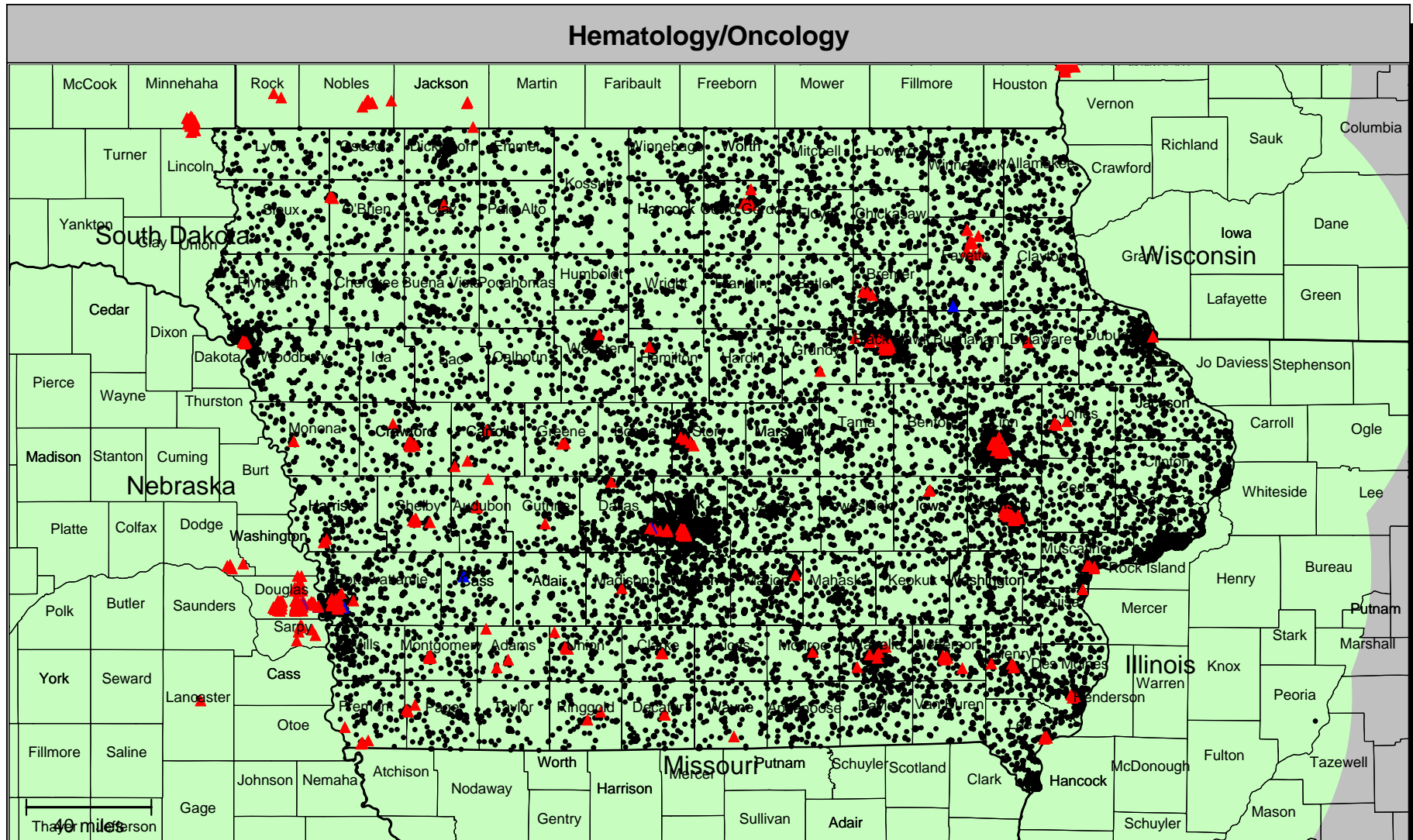
Accessibility analysis specifications	
Provider group:	<b>Neurology</b> 468 Providers at 1,227 locations (based on 1,386 records)
Member group:	<b>IA Mems</b> 156,470 Members
Access standard:	<b>1 provider within 90 miles</b>
All Members:	156,470 (100.0%) 100.0% with access 0.0% without access

Average distance to a choice of Providers for all Members					
Number of Providers	1	2	3	4	5
Miles	6.5	8.4	9.9	10.5	11.5

Key geographic areas				
Region	Total number of Members	All Members		
		Percent w	Percent wo	Average distance to 1 Provider
East	60,144	100.0	0.0	4.8
Central	56,448	100.0	0.0	7.1
West	39,878	100.0	0.0	8.5



# Provider locations



- Members with access
- Members without access
- ▲ Single Provider locations
- ▲ Multiple Provider locations

Access standard: 1 provider within 90 miles  
90 mile radius

## Accessibility summary

Accessibility analysis specifications	
Provider group:	<b>Hematology/Oncology</b> 200 Providers at 463 locations (based on 478 records)
Member group:	<b>IA Mems</b> 156,470 Members
Access standard:	<b>1provider within 60 miles</b>
All Members:	156,470 (100.0%) 100.0% with access 0.0% without access

Average distance to a choice of Providers for all Members					
Number of Providers	1	2	3	4	5
Miles	9.8	11.8	14.3	15.6	18.3

Key geographic areas				
Region	Total number of Members	All Members		
		Percent w	Percent wo	Average distance to 1 Provider
East	60,144	100.0	0.0	11.5
Central	56,448	100.0	0.0	8.4
West	39,878	100.0	0.0	9.3

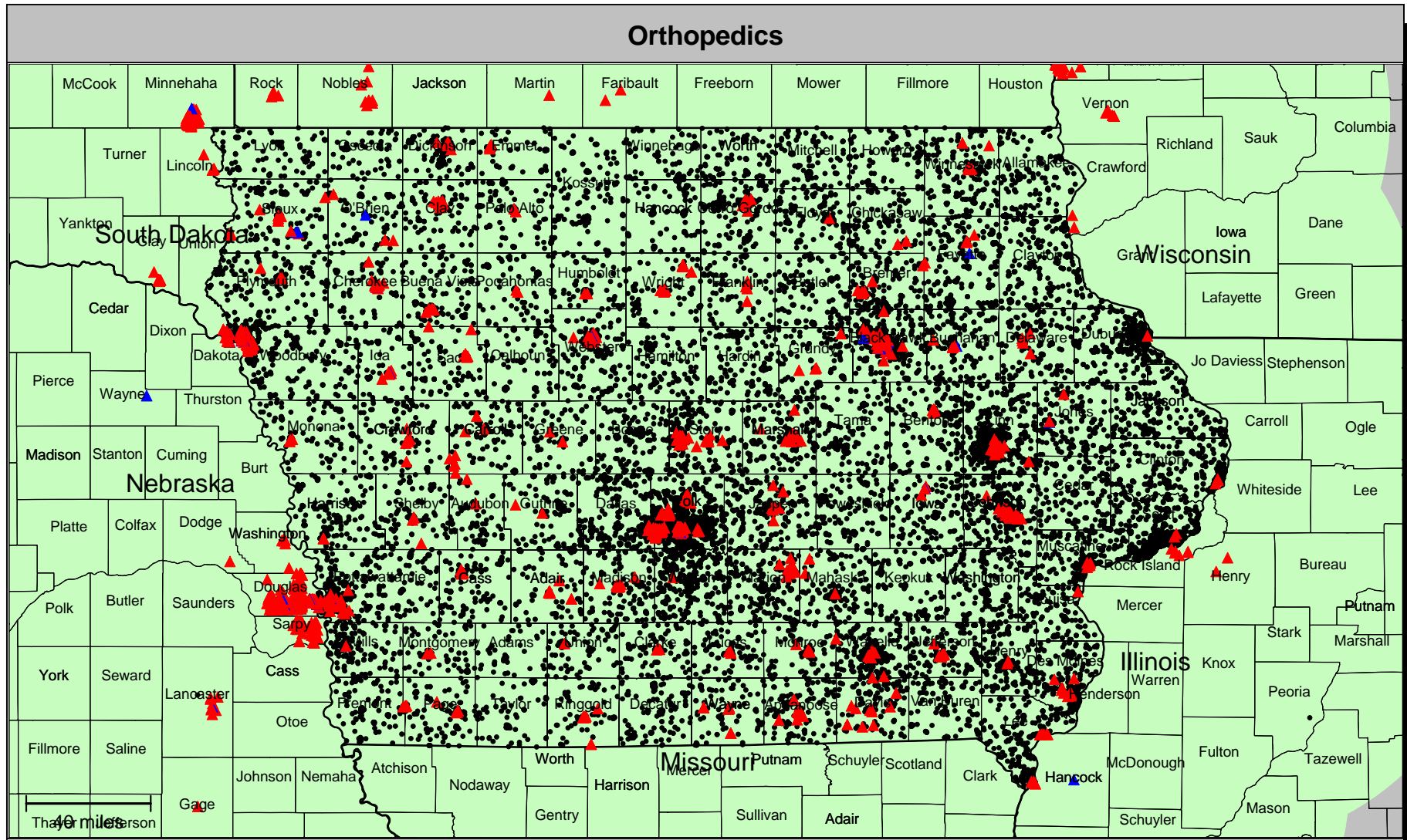
## Accessibility summary

Accessibility analysis specifications	
Provider group:	<b>Hematology/Oncology</b> 200 Providers at 463 locations (based on 478 records)
Member group:	<b>IA Mems</b> 156,470 Members
Access standard:	<b>1 provider within 90 miles</b>
All Members:	156,470 (100.0%) 100.0% with access 0.0% without access

Average distance to a choice of Providers for all Members					
Number of Providers	1	2	3	4	5
Miles	9.8	11.8	14.3	15.6	18.3

Key geographic areas				
Region	Total number of Members	All Members		
		Percent w	Percent wo	Average distance to 1 Provider
East	60,144	100.0	0.0	11.5
Central	56,448	100.0	0.0	8.4
West	39,878	100.0	0.0	9.3

# Provider locations



## Accessibility summary

Accessibility analysis specifications	
Provider group:	<b>Orthopedics</b> 527 Providers at 1,497 locations (based on 1,613 records)
Member group:	<b>IA Mems</b> 156,470 Members
Access standard:	<b>1 provider within 60 miles</b>
All Members:	156,470 (100.0%) 100.0% with access 0.0% without access

Average distance to a choice of Providers for all Members					
Number of Providers	1	2	3	4	5
Miles	4.6	6.3	7.1	8.2	8.8

Key geographic areas				
Region	Total number of Members	All Members		
		Percent w	Percent wo	Average distance to 1 Provider
East	60,144	100.0	0.0	4.7
Central	56,448	100.0	0.0	4.2
West	39,878	100.0	0.0	5.0

## Accessibility summary

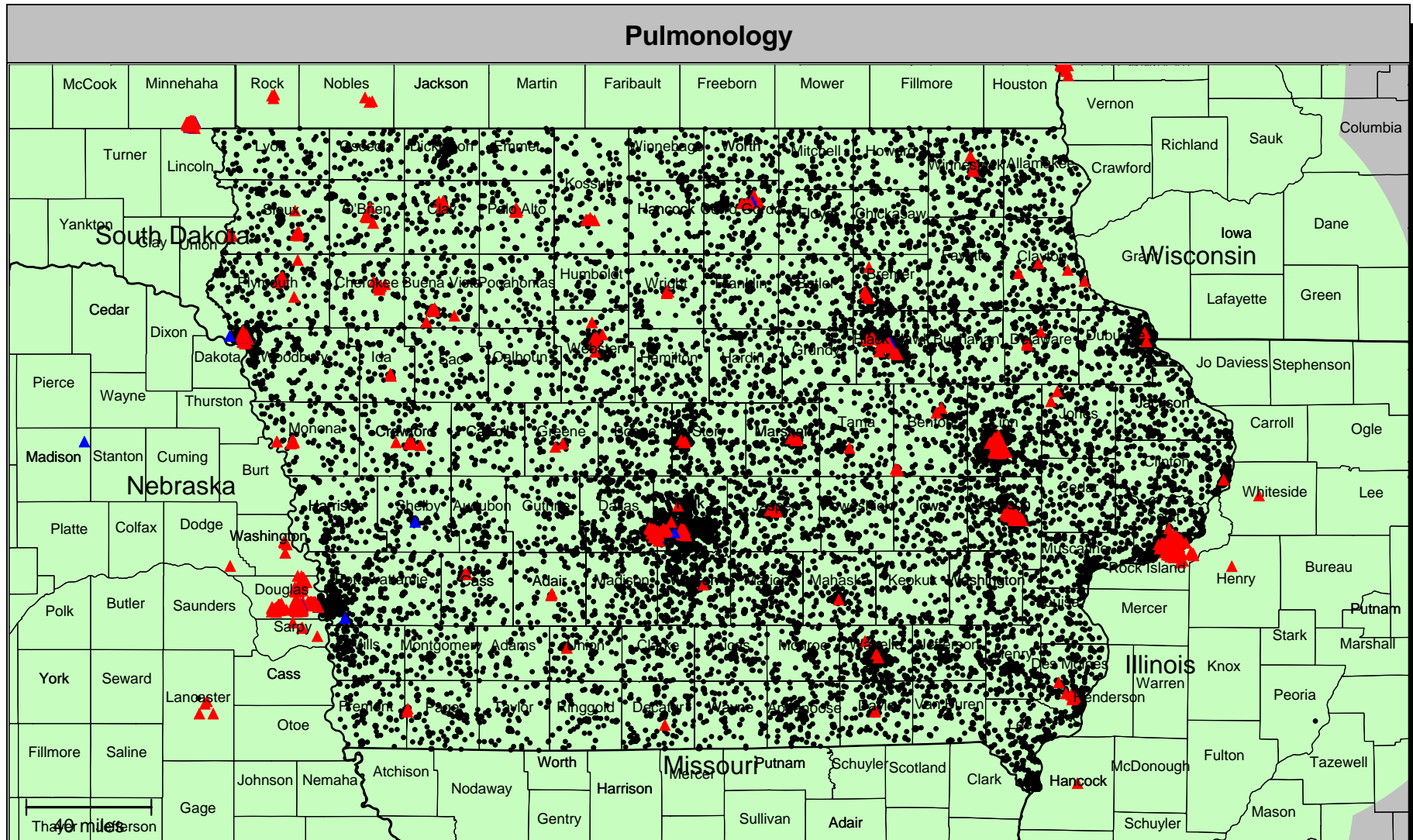
Accessibility analysis specifications	
Provider group:	<b>Orthopedics</b> 527 Providers at 1,497 locations (based on 1,613 records)
Member group:	<b>IA Mems</b> 156,470 Members
Access standard:	<b>1 provider within 90 miles</b>
All Members:	156,470 (100.0%) 100.0% with access 0.0% without access

Average distance to a choice of Providers for all Members					
Number of Providers	1	2	3	4	5
Miles	4.6	6.3	7.1	8.2	8.8

Key geographic areas				
Region	Total number of Members	All Members		
		Percent w	Percent wo	Average distance to 1 Provider
East	60,144	100.0	0.0	4.7
Central	56,448	100.0	0.0	4.2
West	39,878	100.0	0.0	5.0



# Provider locations



- Members with access
- Members without access
- ▲ Single Provider locations
- ▲ Multiple Provider locations

Access standard: 1 provider within 90 miles  
90 mile radius

## Accessibility summary

Accessibility analysis specifications	
Provider group:	<b>Pulmonology</b> 286 Providers at 718 locations (based on 766 records)
Member group:	<b>IA Mems</b> 156,470 Members
Access standard:	<b>1provider within 60 miles</b>
All Members:	156,470 (100.0%) 100.0% with access 0.0% without access

Average distance to a choice of Providers for all Members					
Number of Providers	1	2	3	4	5
Miles	7.1	8.6	10.8	12.3	13.4

Key geographic areas				
Region	Total number of Members	All Members		
		Percent w	Percent wo	Average distance to 1 Provider
East	60,144	100.0	0.0	6.5
Central	56,448	100.0	0.0	7.0
West	39,878	100.0	0.0	8.3

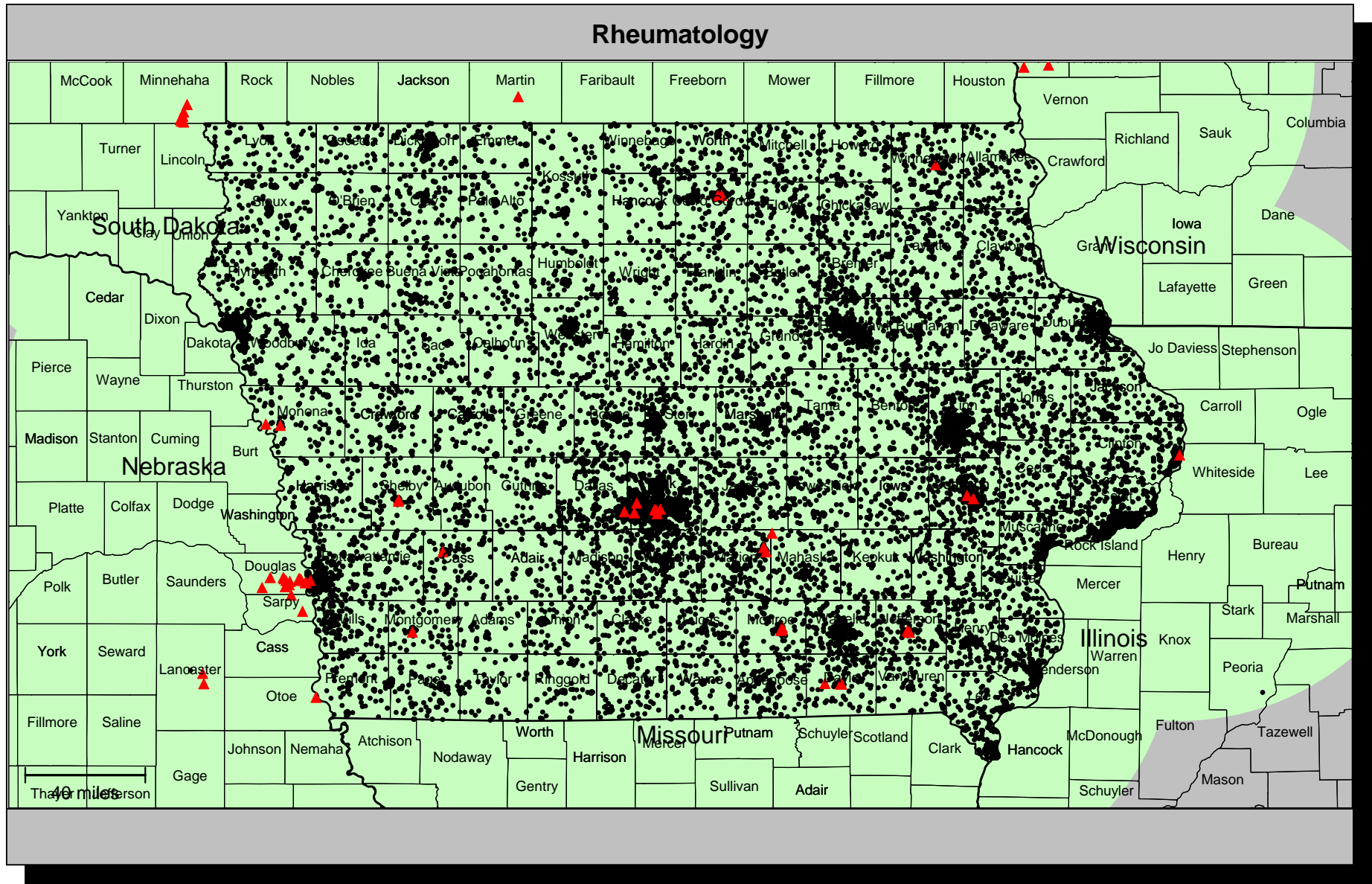
## Accessibility summary

Accessibility analysis specifications	
Provider group:	<b>Pulmonology</b> 286 Providers at 718 locations (based on 766 records)
Member group:	<b>IA Mems</b> 156,470 Members
Access standard:	<b>1 provider within 90 miles</b>
All Members:	156,470 (100.0%) 100.0% with access 0.0% without access

Average distance to a choice of Providers for all Members					
Number of Providers	1	2	3	4	5
Miles	7.1	8.6	10.8	12.3	13.4

Key geographic areas				
Region	Total number of Members	All Members		
		Percent w	Percent wo	Average distance to 1 Provider
East	60,144	100.0	0.0	6.5
Central	56,448	100.0	0.0	7.0
West	39,878	100.0	0.0	8.3

# Provider locations



## Accessibility summary

Accessibility analysis specifications	
Provider group:	<b>Rheumatology</b> 33 Providers at 72 locations (based on 72 records)
Member group:	<b>IA Mems</b> 156,470 Members
Access standard:	<b>1 provider within 60 miles</b>
All Members:	156,470 (100.0%) 93.2% with access 6.8% without access

Average distance to a choice of Providers for all Members					
Number of Providers	1	2	3	4	5
Miles	25.6	31.9	42.0	49.2	51.7

Key geographic areas				
Region	Total number of Members	All Members		
		Percent w	Percent wo	Average distance to 1 Provider
East	60,144	89.1	10.9	32.8
Central	56,448	99.9	0.1	13.4
West	39,878	89.8	10.2	32.0

## Accessibility summary

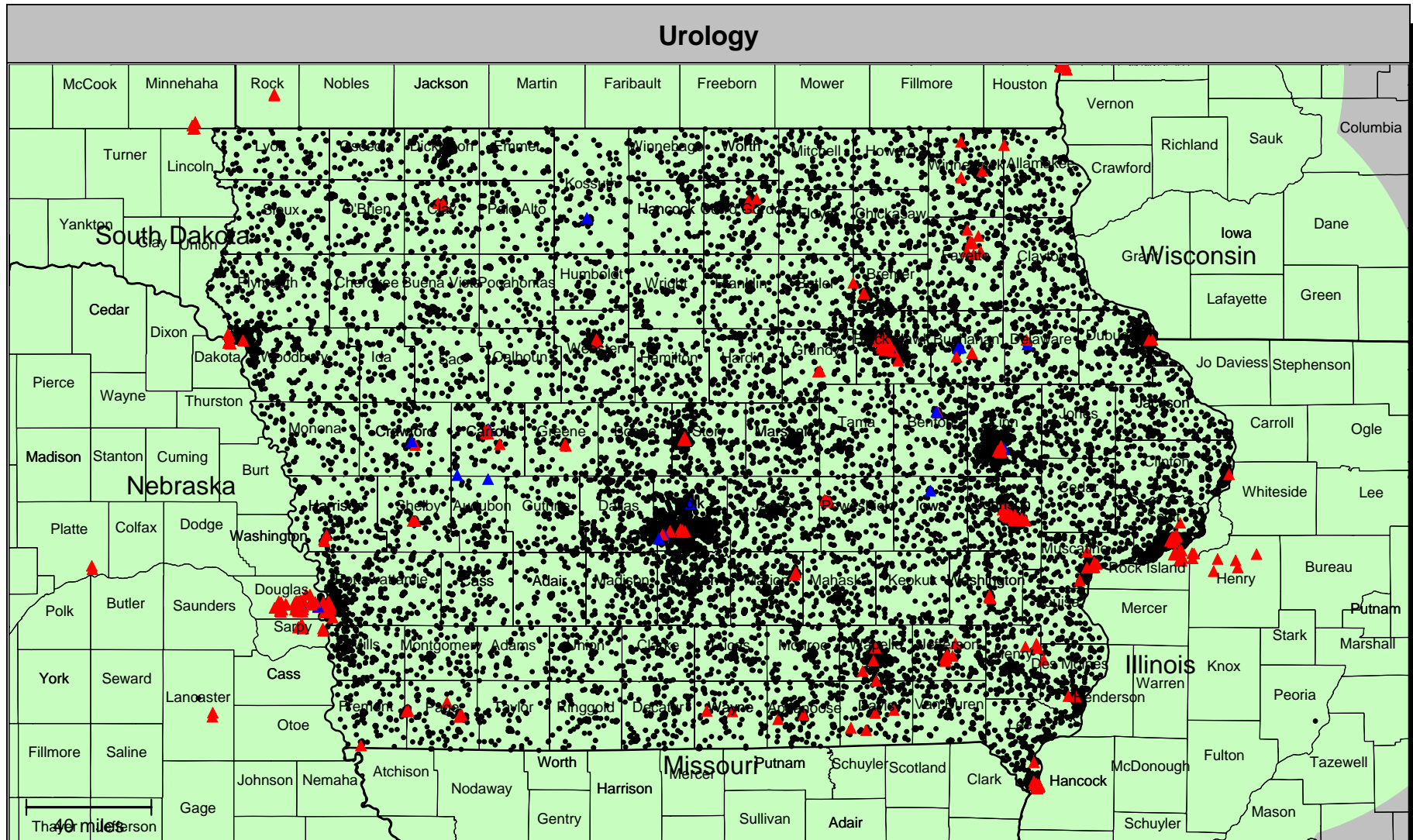
Accessibility analysis specifications	
Provider group:	<b>Rheumatology</b> 33 Providers at 72 locations (based on 72 records)
Member group:	<b>IA Mems</b> 156,470 Members
Access standard:	<b>1 provider within 90 miles</b>
All Members:	156,470 (100.0%) 100.0% with access 0.0% without access

Average distance to a choice of Providers for all Members					
Number of Providers	1	2	3	4	5
Miles	25.6	31.9	42.0	49.2	51.7

Key geographic areas				
Region	Total number of Members	All Members		
		Percent w	Percent wo	Average distance to 1 Provider
East	60,144	100.0	0.0	32.8
Central	56,448	100.0	0.0	13.4
West	39,878	100.0	0.0	32.0



# Provider locations



- Members with access
- Members without access
- ▲ Single Provider locations
- ▲ Multiple Provider locations

Access standard: 1 provider within 90 miles  
90 mile radius

## Accessibility summary

Accessibility analysis specifications	
Provider group:	<b>Urology</b> 207 Providers at 446 locations (based on 491 records)
Member group:	<b>IA Mems</b> 156,470 Members
Access standard:	<b>1provider within 60 miles</b>
All Members:	156,470 (100.0%) 100.0% with access 0.0% without access

Average distance to a choice of Providers for all Members					
Number of Providers	1	2	3	4	5
Miles	8.1	9.2	12.2	13.7	14.7

Key geographic areas				
Region	Total number of Members	All Members		
		Percent w	Percent wo	Average distance to 1 Provider
East	60,144	100.0	0.0	5.1
Central	56,448	100.0	0.0	7.8
West	39,878	100.0	0.0	13.2

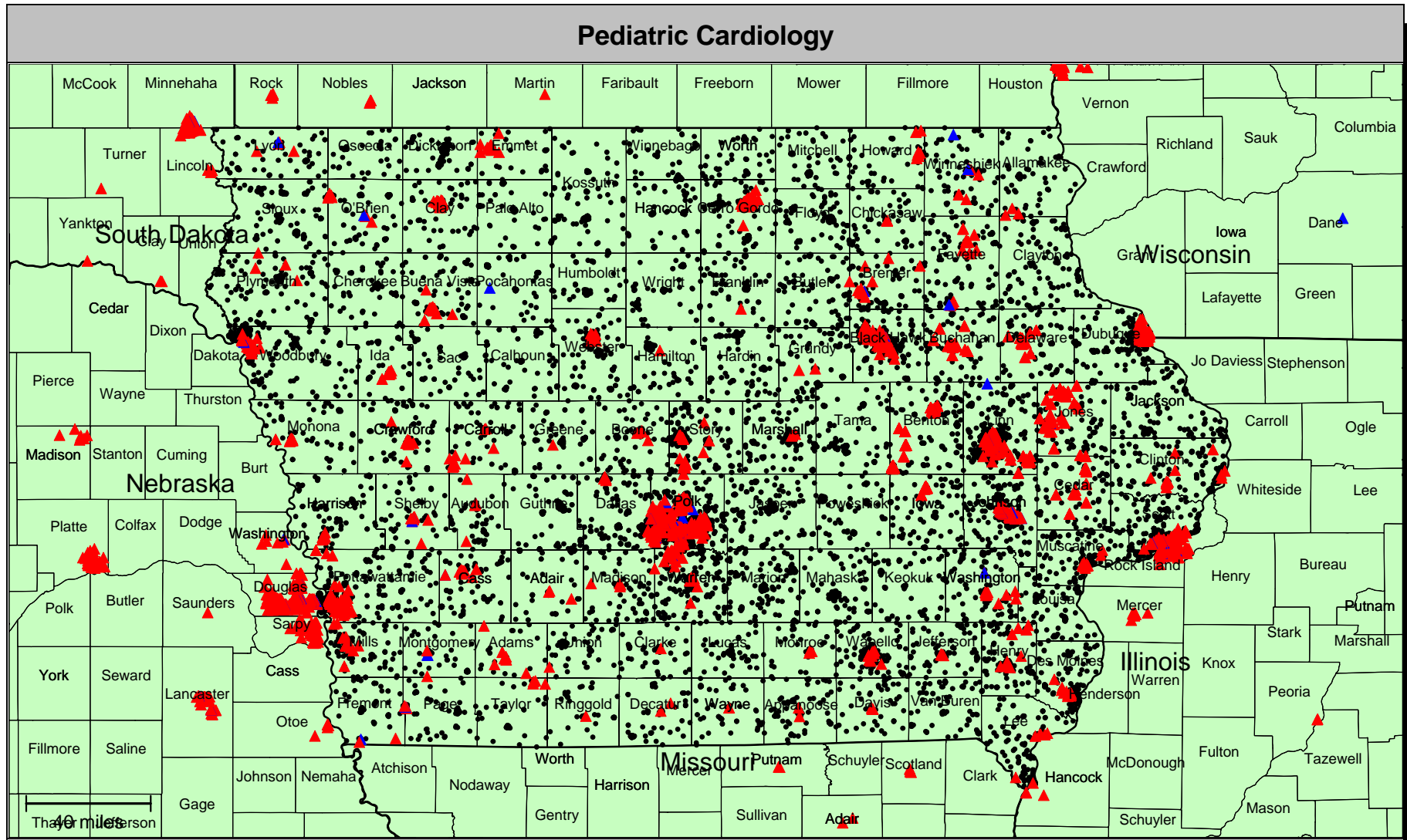
## Accessibility summary

Accessibility analysis specifications	
Provider group:	<b>Urology</b> 207 Providers at 446 locations (based on 491 records)
Member group:	<b>IA Mems</b> 156,470 Members
Access standard:	<b>1 provider within 90 miles</b>
All Members:	156,470 (100.0%) 100.0% with access 0.0% without access

Average distance to a choice of Providers for all Members					
Number of Providers	1	2	3	4	5
Miles	8.1	9.2	12.2	13.7	14.7

Key geographic areas				
Region	Total number of Members	All Members		
		Percent w	Percent wo	Average distance to 1 Provider
East	60,144	100.0	0.0	5.1
Central	56,448	100.0	0.0	7.8
West	39,878	100.0	0.0	13.2

# Provider locations



- Members with access
- Members without access
- ▲ Single Provider locations
- ▲ Multiple Provider locations

Access standard: 1 provider within 90 miles  
90 mile radius

## Accessibility summary

Accessibility analysis specifications	
Provider group:	<b>Pediatric Cardiology</b> 733 Providers at 4,006 locations (based on 4,389 records)
Member group:	<b>IA Children Members</b> 70,187 Members
Access standard:	<b>1provider within 60 miles</b>
All Members:	70,187 (100.0%) 100.0% with access 0.0% without access

Average distance to a choice of Providers for all Members					
Number of Providers	1	2	3	4	5
Miles	4.1	4.9	5.4	6.4	6.9

Key geographic areas				
Region	Total number of Members	All Members		
		Percent w	Percent wo	Average distance to 1 Provider
East	26,138	100.0	0.0	2.4
Central	25,228	100.0	0.0	4.6
West	18,821	100.0	0.0	5.9

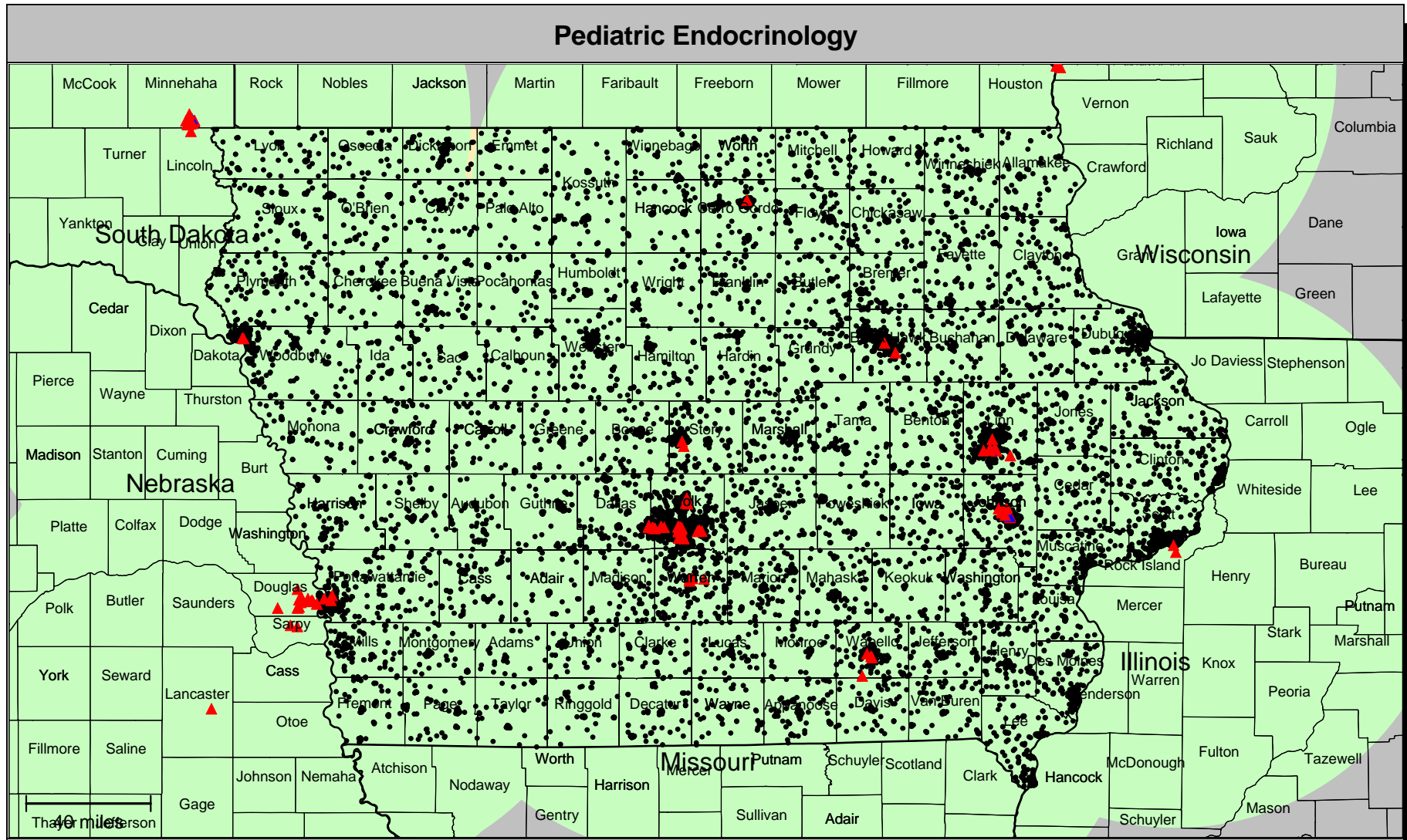
## Accessibility summary

Accessibility analysis specifications	
Provider group:	<b>Pediatric Cardiology</b> 733 Providers at 4,006 locations (based on 4,389 records)
Member group:	<b>IA Children Members</b> 70,187 Members
Access standard:	<b>1 provider within 90 miles</b>
All Members:	70,187 (100.0%) 100.0% with access 0.0% without access

Average distance to a choice of Providers for all Members					
Number of Providers	1	2	3	4	5
Miles	4.1	4.9	5.4	6.4	6.9

Key geographic areas				
Region	Total number of Members	All Members		
		Percent w	Percent wo	Average distance to 1 Provider
East	26,138	100.0	0.0	2.4
Central	25,228	100.0	0.0	4.6
West	18,821	100.0	0.0	5.9

# Provider locations



- Members with access
- Members without access
- ▲ Single Provider locations
- ▲ Multiple Provider locations

Access standard: 1 provider within 90 miles  
90 mile radius



## Accessibility summary

Accessibility analysis specifications	
Provider group:	<b>Pediatric Endocrinology</b> 67 Providers at 135 locations (based on 143 records)
Member group:	<b>IA Children Members</b> 70,187 Members
Access standard:	<b>1provider within 60 miles</b>
All Members:	70,187 (100.0%) 94.8% with access 5.2% without access

Average distance to a choice of Providers for all Members					
Number of Providers	1	2	3	4	5
Miles	20.1	22.9	34.0	35.7	38.1

Key geographic areas				
Region	Total number of Members	All Members		
		Percent w	Percent wo	Average distance to 1 Provider
East	26,138	96.6	3.4	20.2
Central	25,228	100.0	0.0	11.0
West	18,821	85.3	14.7	32.1

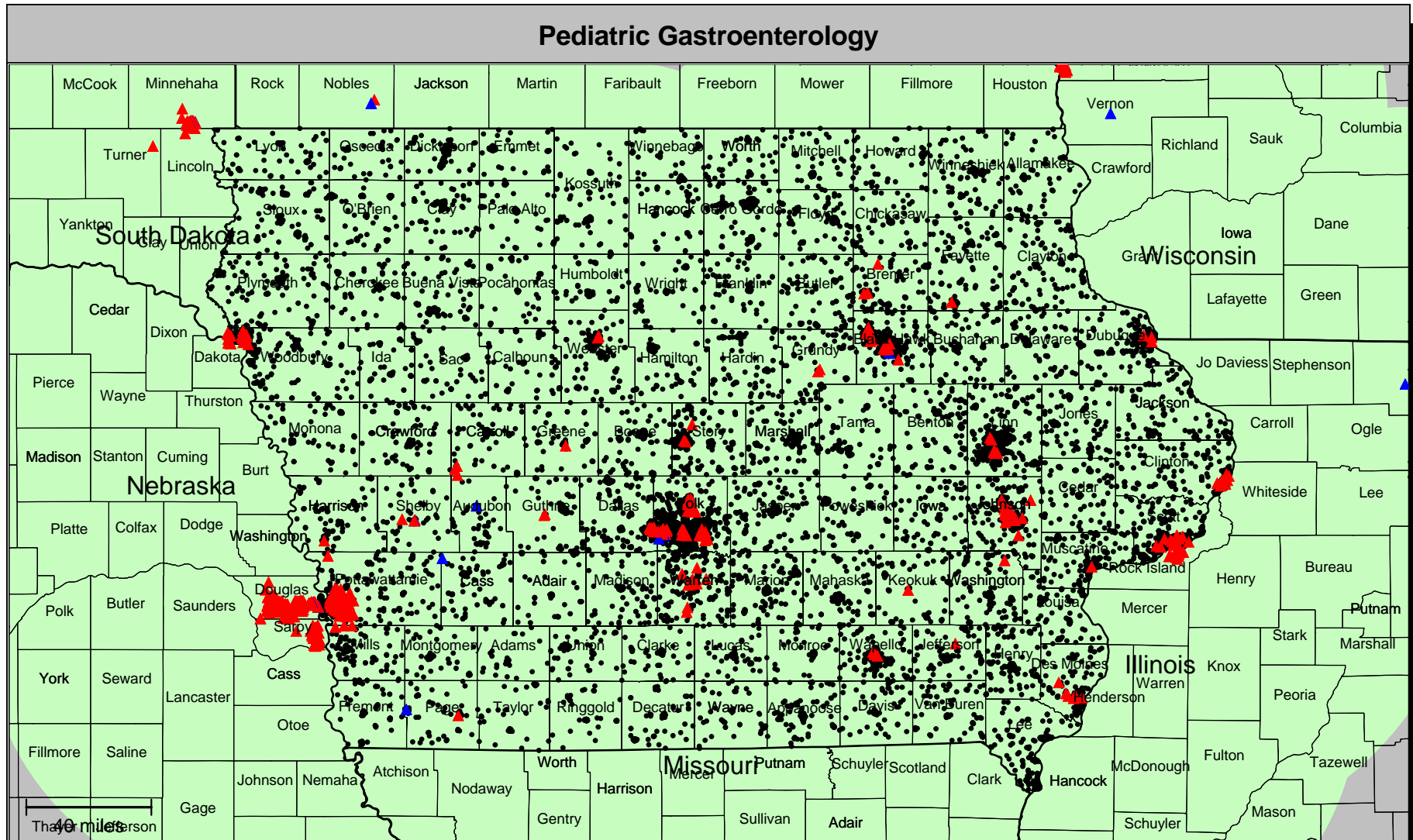
## Accessibility summary

Accessibility analysis specifications	
Provider group:	<b>Pediatric Endocrinology</b> 67 Providers at 135 locations (based on 143 records)
Member group:	<b>IA Children Members</b> 70,187 Members
Access standard:	<b>1 provider within 90 miles</b>
All Members:	70,187 (100.0%) 100.0% with access 0.0% without access

Average distance to a choice of Providers for all Members					
Number of Providers	1	2	3	4	5
Miles	20.1	22.9	34.0	35.7	38.1

Key geographic areas				
Region	Total number of Members	All Members		
		Percent w	Percent wo	Average distance to 1 Provider
East	26,138	100.0	0.0	20.2
Central	25,228	100.0	0.0	11.0
West	18,821	100.0	0.0	32.1

# Provider locations



- Members with access
- Members without access
- ▲ Single Provider locations
- ▲ Multiple Provider locations

Access standard: 1 provider within 90 miles  
90 mile radius

## Accessibility summary

Accessibility analysis specifications	
Provider group:	<b>Pediatric Gastroenterology</b> 282 Providers at 720 locations (based on 764 records)
Member group:	<b>IA Children Members</b> 70,187 Members
Access standard:	<b>1 provider within 60 miles</b>
All Members:	70,187 (100.0%) 99.8% with access 0.2% without access

Average distance to a choice of Providers for all Members					
Number of Providers	1	2	3	4	5
Miles	11.2	12.8	14.8	17.3	19.0

Key geographic areas				
Region	Total number of Members	All Members		
		Percent w	Percent wo	Average distance to 1 Provider
East	26,138	100.0	0.0	6.9
Central	25,228	99.8	0.2	11.2
West	18,821	99.4	0.6	17.2

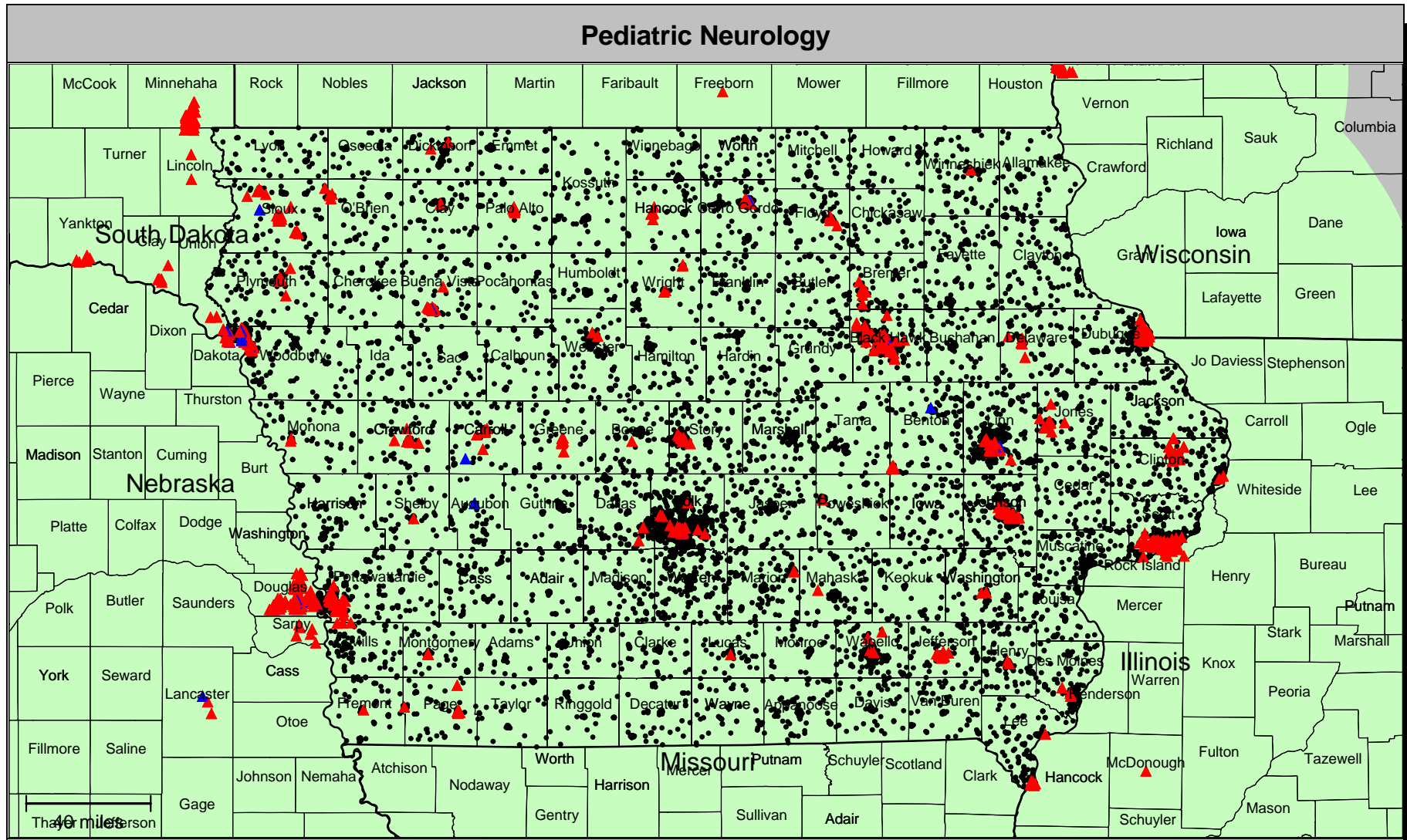
## Accessibility summary

Accessibility analysis specifications	
Provider group:	<b>Pediatric Gastroenterology</b> 282 Providers at 720 locations (based on 764 records)
Member group:	<b>IA Children Members</b> 70,187 Members
Access standard:	<b>1 provider within 90 miles</b>
All Members:	70,187 (100.0%) 100.0% with access 0.0% without access

Average distance to a choice of Providers for all Members					
Number of Providers	1	2	3	4	5
Miles	11.2	12.8	14.8	17.3	19.0

Key geographic areas				
Region	Total number of Members	All Members		
		Percent w	Percent wo	Average distance to 1 Provider
East	26,138	100.0	0.0	6.9
Central	25,228	100.0	0.0	11.2
West	18,821	100.0	0.0	17.2

# Provider locations



- Members with access
- Members without access
- ▲ Single Provider locations
- ▲ Multiple Provider locations

Access standard: 1 provider within 90 miles  
90 mile radius

## Accessibility summary

Accessibility analysis specifications	
Provider group:	<b>Pediatric Neurology</b> 468 Providers at 1,227 locations (based on 1,386 records)
Member group:	<b>IA Children Members</b> 70,187 Members
Access standard:	<b>1provider within 60 miles</b>
All Members:	70,187 (100.0%) 100.0% with access 0.0% without access

Average distance to a choice of Providers for all Members					
Number of Providers	1	2	3	4	5
Miles	6.6	8.3	9.9	10.4	11.4

Key geographic areas				
Region	Total number of Members	All Members		
		Percent w	Percent wo	Average distance to 1 Provider
East	26,138	100.0	0.0	4.8
Central	25,228	100.0	0.0	7.1
West	18,821	100.0	0.0	8.2

## Accessibility summary

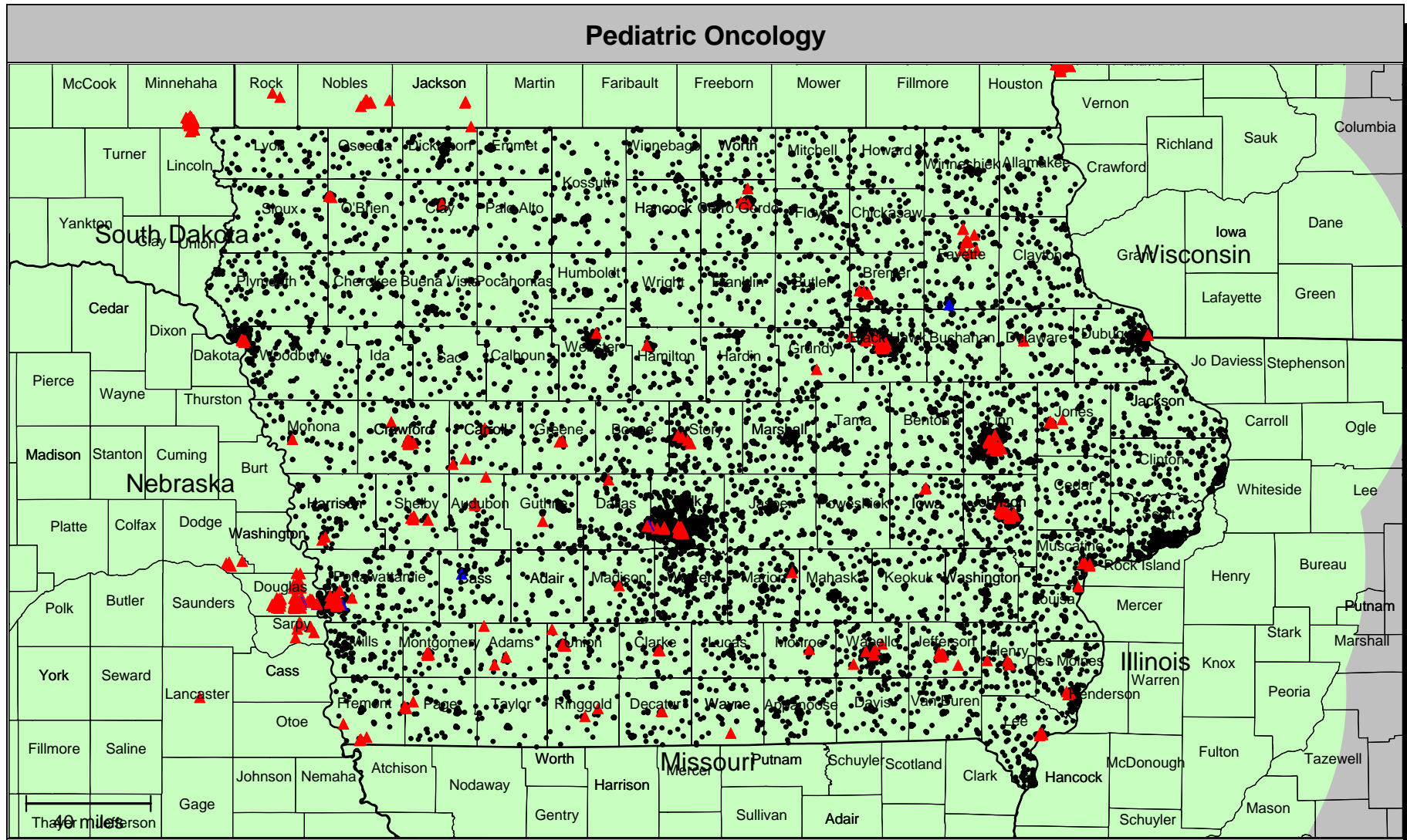
Accessibility analysis specifications	
Provider group:	<b>Pediatric Neurology</b> 468 Providers at 1,227 locations (based on 1,386 records)
Member group:	<b>IA Children Members</b> 70,187 Members
Access standard:	<b>1 provider within 90 miles</b>
All Members:	70,187 (100.0%) 100.0% with access 0.0% without access

Average distance to a choice of Providers for all Members					
Number of Providers	1	2	3	4	5
Miles	6.6	8.3	9.9	10.4	11.4

Key geographic areas				
Region	Total number of Members	All Members		
		Percent w	Percent wo	Average distance to 1 Provider
East	26,138	100.0	0.0	4.8
Central	25,228	100.0	0.0	7.1
West	18,821	100.0	0.0	8.2



# Provider locations



- Members with access
- Members without access
- ▲ Single Provider locations
- ▲ Multiple Provider locations

Access standard: 1 provider within 90 miles  
90 mile radius

## Accessibility summary

Accessibility analysis specifications	
Provider group:	<b>Pediatric Oncology</b> 200 Providers at 463 locations (based on 478 records)
Member group:	<b>IA Children Members</b> 70,187 Members
Access standard:	<b>1provider within 60 miles</b>
All Members:	70,187 (100.0%) 100.0% with access 0.0% without access

Average distance to a choice of Providers for all Members					
Number of Providers	1	2	3	4	5
Miles	9.7	11.8	14.2	15.5	18.0

Key geographic areas				
Region	Total number of Members	All Members		
		Percent w	Percent wo	Average distance to 1 Provider
East	26,138	100.0	0.0	11.2
Central	25,228	100.0	0.0	8.4
West	18,821	100.0	0.0	9.5

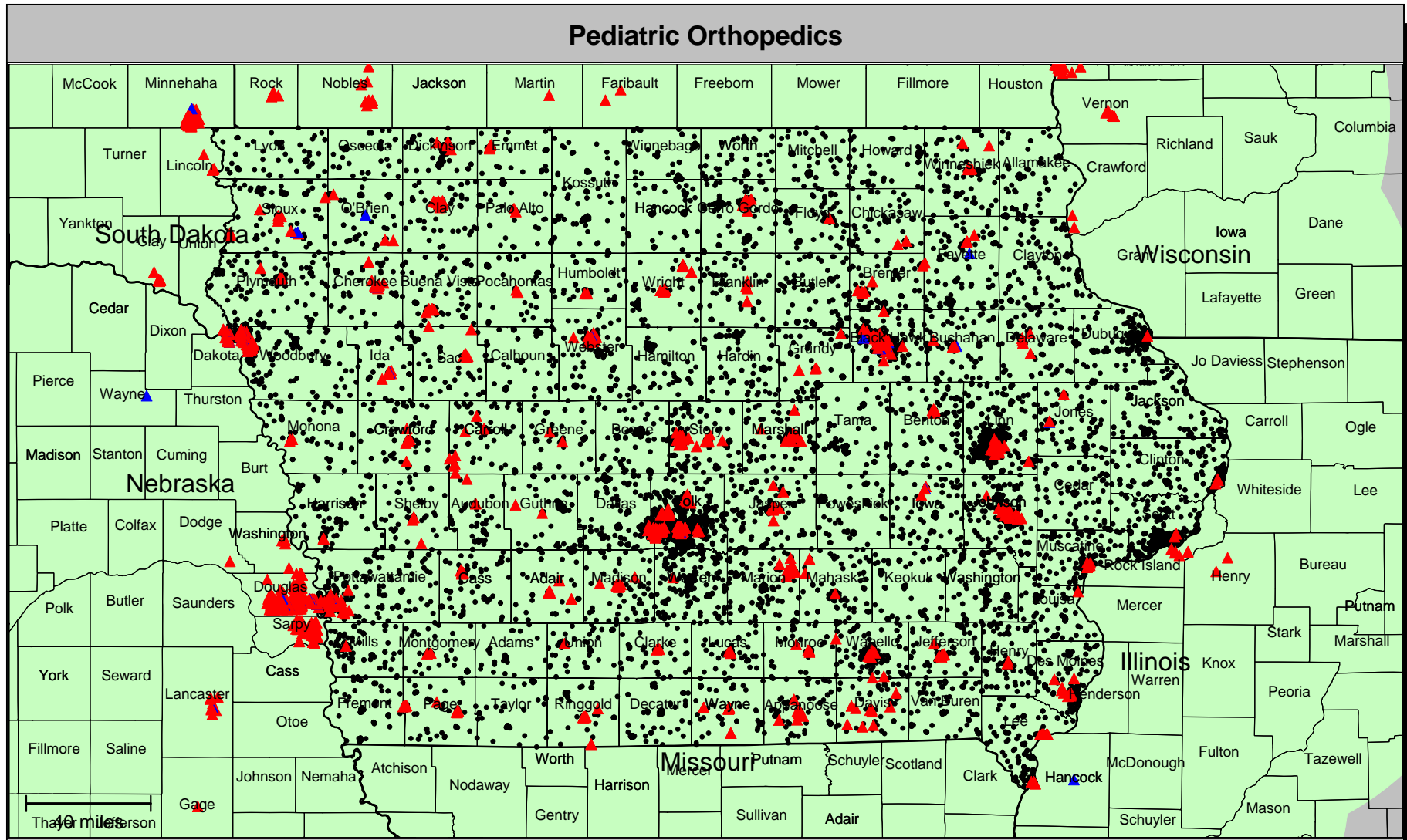
## Accessibility summary

Accessibility analysis specifications	
Provider group:	<b>Pediatric Oncology</b> 200 Providers at 463 locations (based on 478 records)
Member group:	<b>IA Children Members</b> 70,187 Members
Access standard:	<b>1 provider within 90 miles</b>
All Members:	70,187 (100.0%) 100.0% with access 0.0% without access

Average distance to a choice of Providers for all Members					
Number of Providers	1	2	3	4	5
Miles	9.7	11.8	14.2	15.5	18.0

Key geographic areas				
Region	Total number of Members	All Members		
		Percent w	Percent wo	Average distance to 1 Provider
East	26,138	100.0	0.0	11.2
Central	25,228	100.0	0.0	8.4
West	18,821	100.0	0.0	9.5

# Provider locations



- Members with access
- Members without access
- ▲ Single Provider locations
- ▲ Multiple Provider locations

Access standard: 1 provider within 90 miles  
90 mile radius

## Accessibility summary

Accessibility analysis specifications	
Provider group:	<b>Pediatric Orthopedics</b> 527 Providers at 1,497 locations (based on 1,613 records)
Member group:	<b>IA Children Members</b> 70,187 Members
Access standard:	<b>1provider within 60 miles</b>
All Members:	70,187 (100.0%) 100.0% with access 0.0% without access

Average distance to a choice of Providers for all Members					
Number of Providers	1	2	3	4	5
Miles	4.6	6.2	7.1	8.1	8.7

Key geographic areas				
Region	Total number of Members	All Members		
		Percent w	Percent wo	Average distance to 1 Provider
East	26,138	100.0	0.0	4.8
Central	25,228	100.0	0.0	4.2
West	18,821	100.0	0.0	4.8

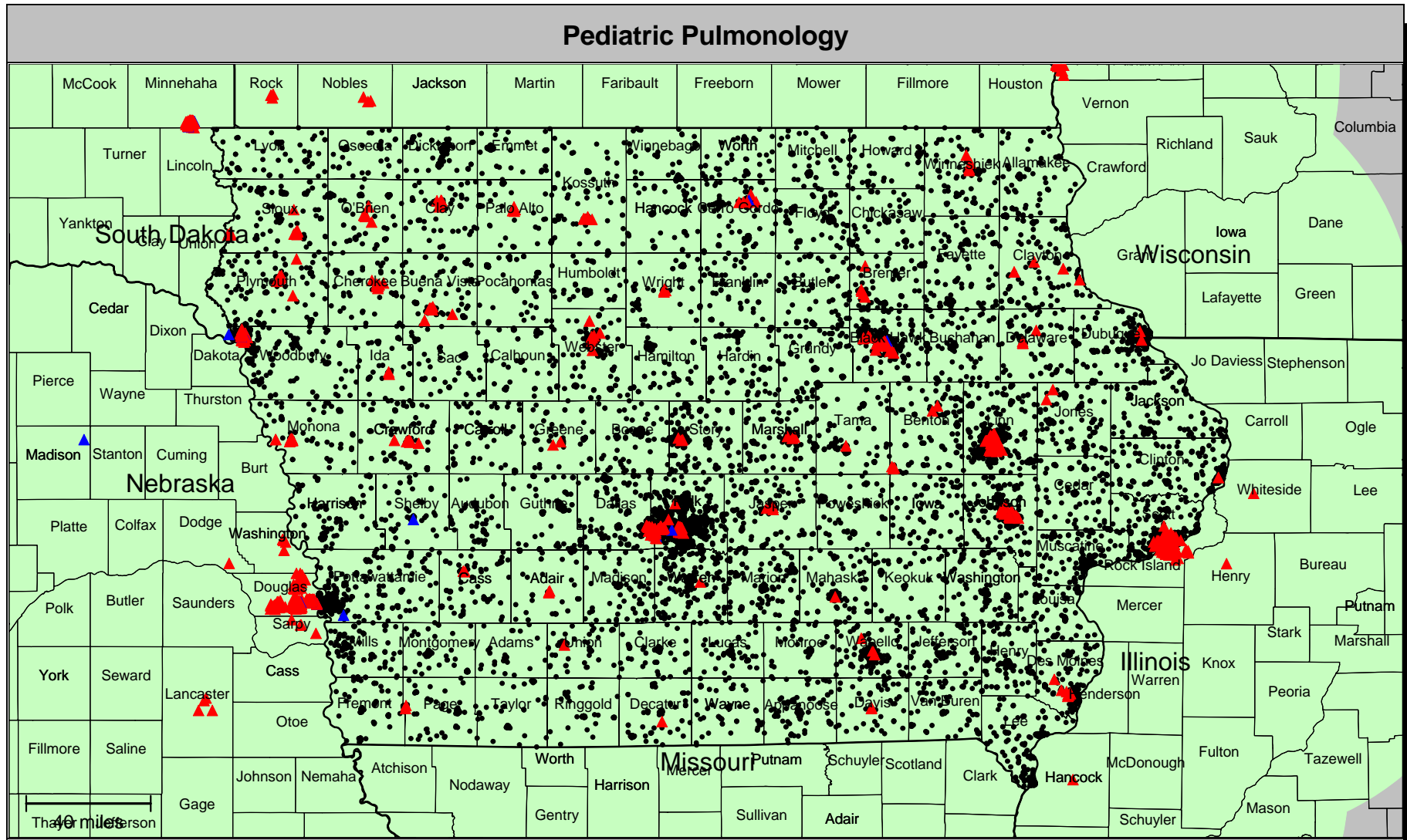
## Accessibility summary

Accessibility analysis specifications	
Provider group:	<b>Pediatric Orthopedics</b> 527 Providers at 1,497 locations (based on 1,613 records)
Member group:	<b>IA Children Members</b> 70,187 Members
Access standard:	<b>1 provider within 90 miles</b>
All Members:	70,187 (100.0%) 100.0% with access 0.0% without access

Average distance to a choice of Providers for all Members					
Number of Providers	1	2	3	4	5
Miles	4.6	6.2	7.1	8.1	8.7

Key geographic areas				
Region	Total number of Members	All Members		
		Percent w	Percent wo	Average distance to 1 Provider
East	26,138	100.0	0.0	4.8
Central	25,228	100.0	0.0	4.2
West	18,821	100.0	0.0	4.8

# Provider locations



- Members with access
- Members without access
- ▲ Single Provider locations
- ▲ Multiple Provider locations

Access standard: 1 provider within 90 miles  
90 mile radius

## Accessibility summary

Accessibility analysis specifications	
Provider group:	<b>Pediatric Pulmonology</b> 286 Providers at 718 locations (based on 766 records)
Member group:	<b>IA Children Members</b> 70,187 Members
Access standard:	<b>1provider within 60 miles</b>
All Members:	70,187 (100.0%) 100.0% with access 0.0% without access

Average distance to a choice of Providers for all Members					
Number of Providers	1	2	3	4	5
Miles	7.1	8.5	10.6	12.1	13.1

Key geographic areas				
Region	Total number of Members	All Members		
		Percent w	Percent wo	Average distance to 1 Provider
East	26,138	100.0	0.0	6.6
Central	25,228	100.0	0.0	6.8
West	18,821	100.0	0.0	8.0



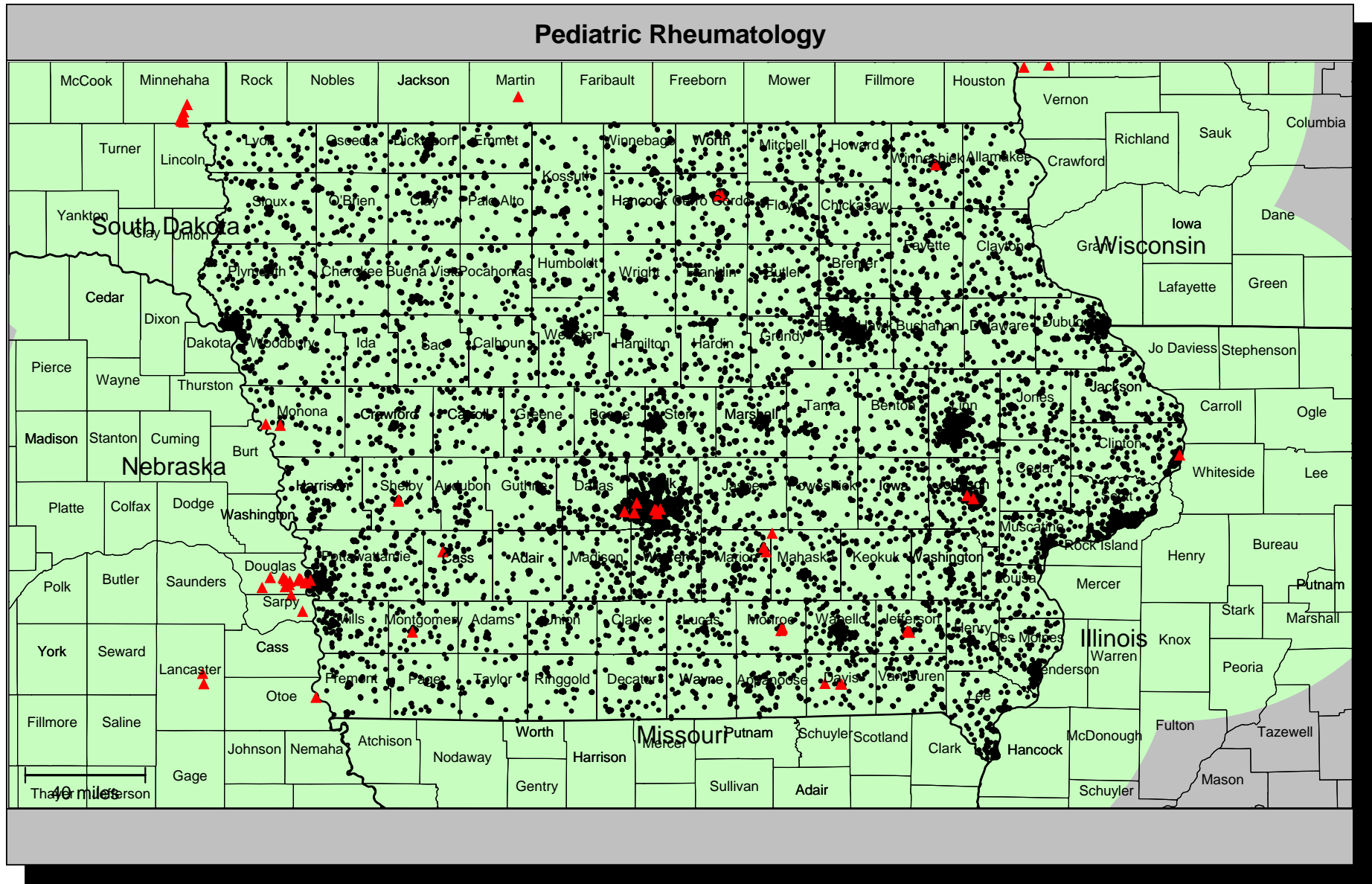
## Accessibility summary

Accessibility analysis specifications	
Provider group:	<b>Pediatric Pulmonology</b> 286 Providers at 718 locations (based on 766 records)
Member group:	<b>IA Children Members</b> 70,187 Members
Access standard:	<b>1 provider within 90 miles</b>
All Members:	70,187 (100.0%) 100.0% with access 0.0% without access

Average distance to a choice of Providers for all Members					
Number of Providers	1	2	3	4	5
Miles	7.1	8.5	10.6	12.1	13.1

Key geographic areas				
Region	Total number of Members	All Members		
		Percent w	Percent wo	Average distance to 1 Provider
East	26,138	100.0	0.0	6.6
Central	25,228	100.0	0.0	6.8
West	18,821	100.0	0.0	8.0

# Provider locations



- Members with access
- Members without access
- ▲ Provider locations

Access standard: 1 provider within 90 miles  
90 mile radius

## Accessibility summary

Accessibility analysis specifications	
Provider group:	<b>Pediatric Rheumatology</b> 33 Providers at 72 locations (based on 72 records)
Member group:	<b>IA Children Members</b> 70,187 Members
Access standard:	<b>1 provider within 60 miles</b>
All Members:	70,187 (100.0%) 93.1% with access 6.9% without access

Average distance to a choice of Providers for all Members					
Number of Providers	1	2	3	4	5
Miles	25.6	31.7	41.8	48.8	51.3

Key geographic areas				
Region	Total number of Members	All Members		
		Percent w	Percent wo	Average distance to 1 Provider
East	26,138	89.0	11.0	32.6
Central	25,228	100.0	0.0	13.4
West	18,821	89.5	10.5	32.3

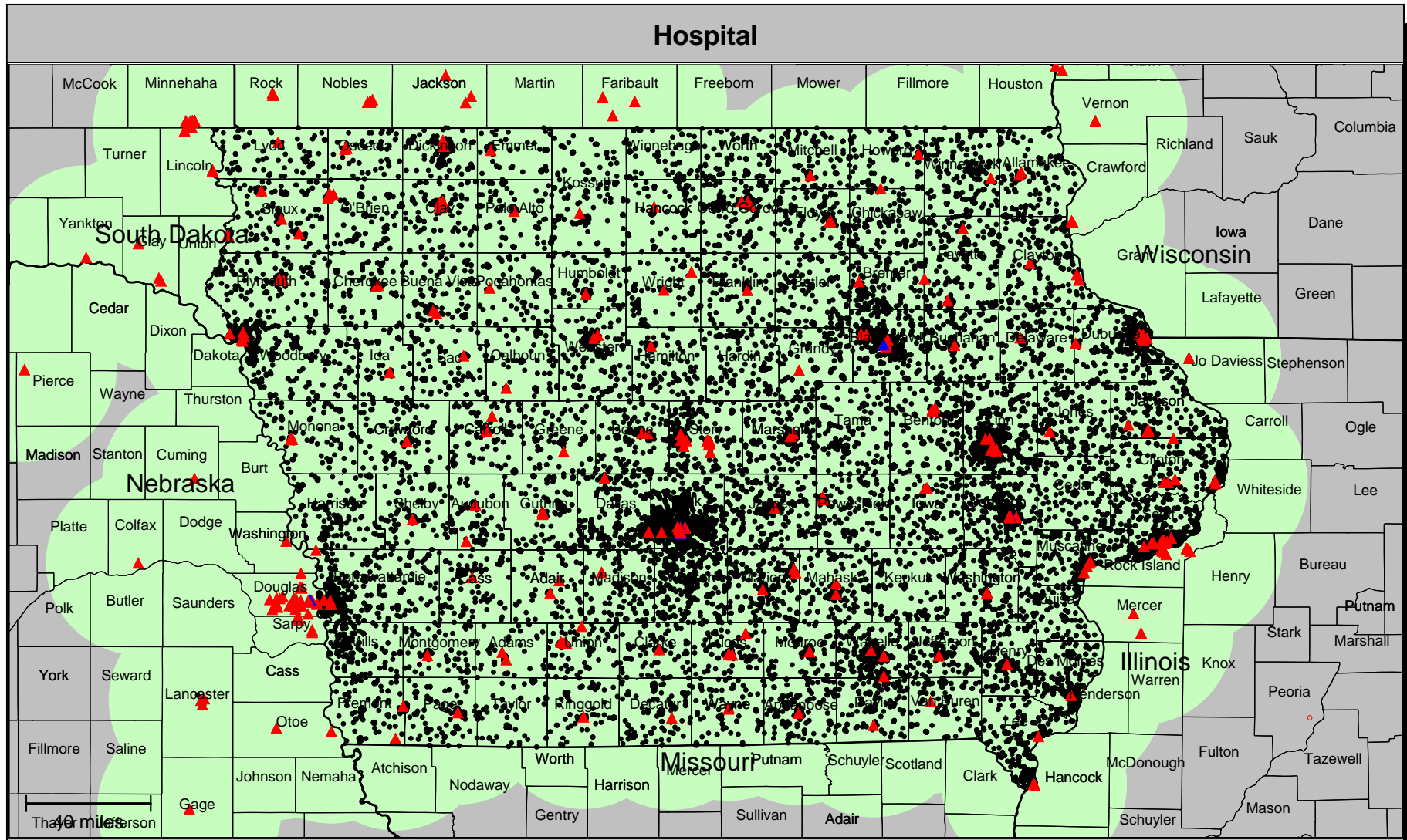
## Accessibility summary

Accessibility analysis specifications	
Provider group:	<b>Pediatric Rheumatology</b> 33 Providers at 72 locations (based on 72 records)
Member group:	<b>IA Children Members</b> 70,187 Members
Access standard:	<b>1 provider within 90 miles</b>
All Members:	70,187 (100.0%) 100.0% with access 0.0% without access

Average distance to a choice of Providers for all Members					
Number of Providers	1	2	3	4	5
Miles	25.6	31.7	41.8	48.8	51.3

Key geographic areas				
Region	Total number of Members	All Members		
		Percent w	Percent wo	Average distance to 1 Provider
East	26,138	100.0	0.0	32.6
Central	25,228	100.0	0.0	13.4
West	18,821	100.0	0.0	32.3

# Provider locations



- Members with access
- Members without access
- ▲ Single Provider locations
- ▲ Multiple Provider locations

Access standard: 1 provider within 30 miles  
30 mile radius

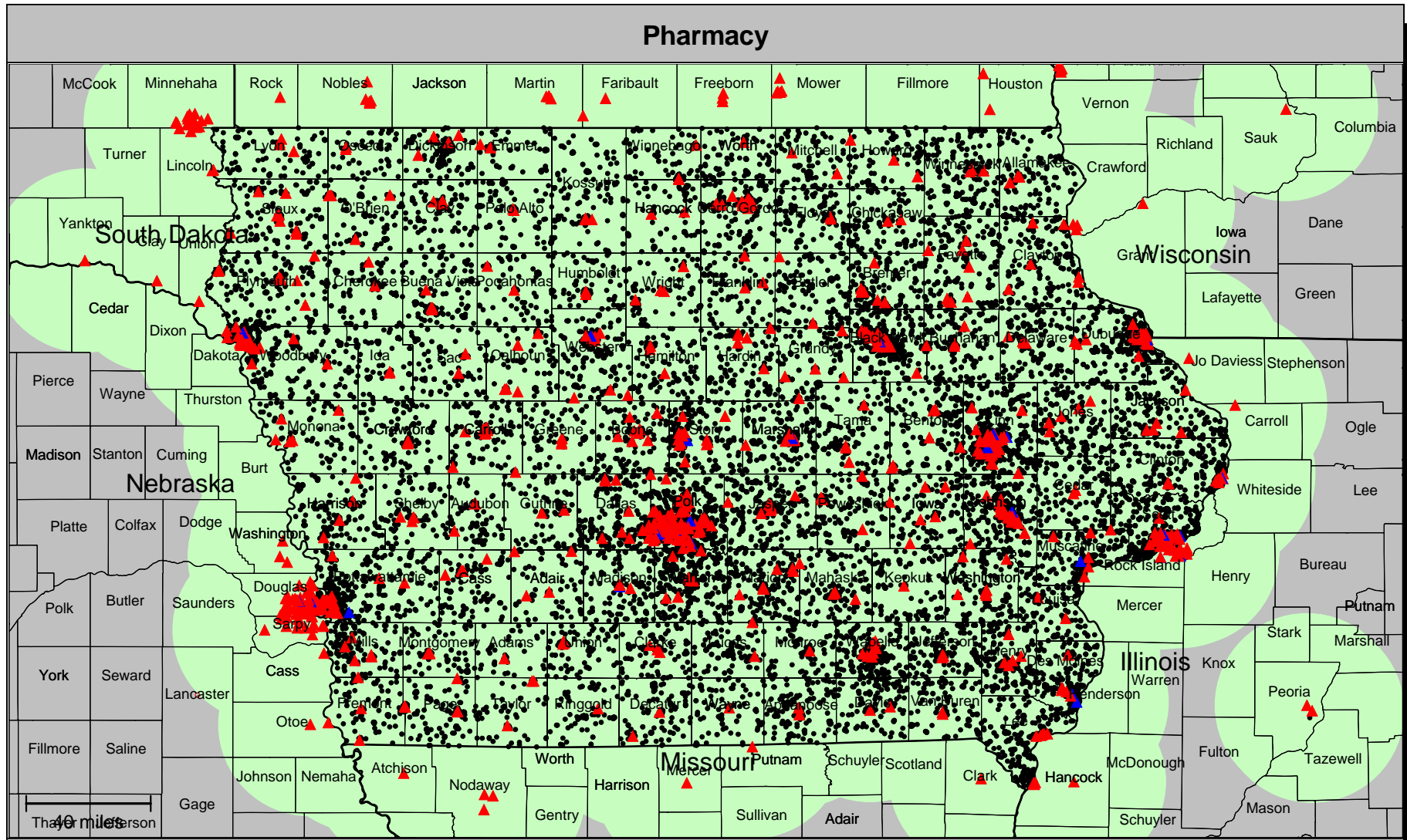
## Accessibility summary

Accessibility analysis specifications	
Provider group:	<b>Hospital</b> 291 Providers at 365 locations (based on 374 records)
Member group:	<b>IA Mems</b> 156,470 Members
Access standard:	<b>1 provider within 30 miles</b>
All Members:	156,470 (100.0%) 100.0% with access 0.0% without access

Average distance to a choice of Providers for all Members					
Number of Providers	1	2	3	4	5
Miles	4.3	7.0	9.6	11.7	13.3

Key geographic areas				
Region	Total number of Members	All Members		
		Percent w	Percent wo	Average distance to 1 Provider
East	60,144	100.0	0.0	3.6
Central	56,448	100.0	0.0	4.5
West	39,878	100.0	0.0	5.0

# Provider locations



- Members with access
- Members without access
- ▲ Single Provider locations
- ▲ Multiple Provider locations

Access standard: 2 providers within 30 miles  
30 mile radius

## Accessibility summary

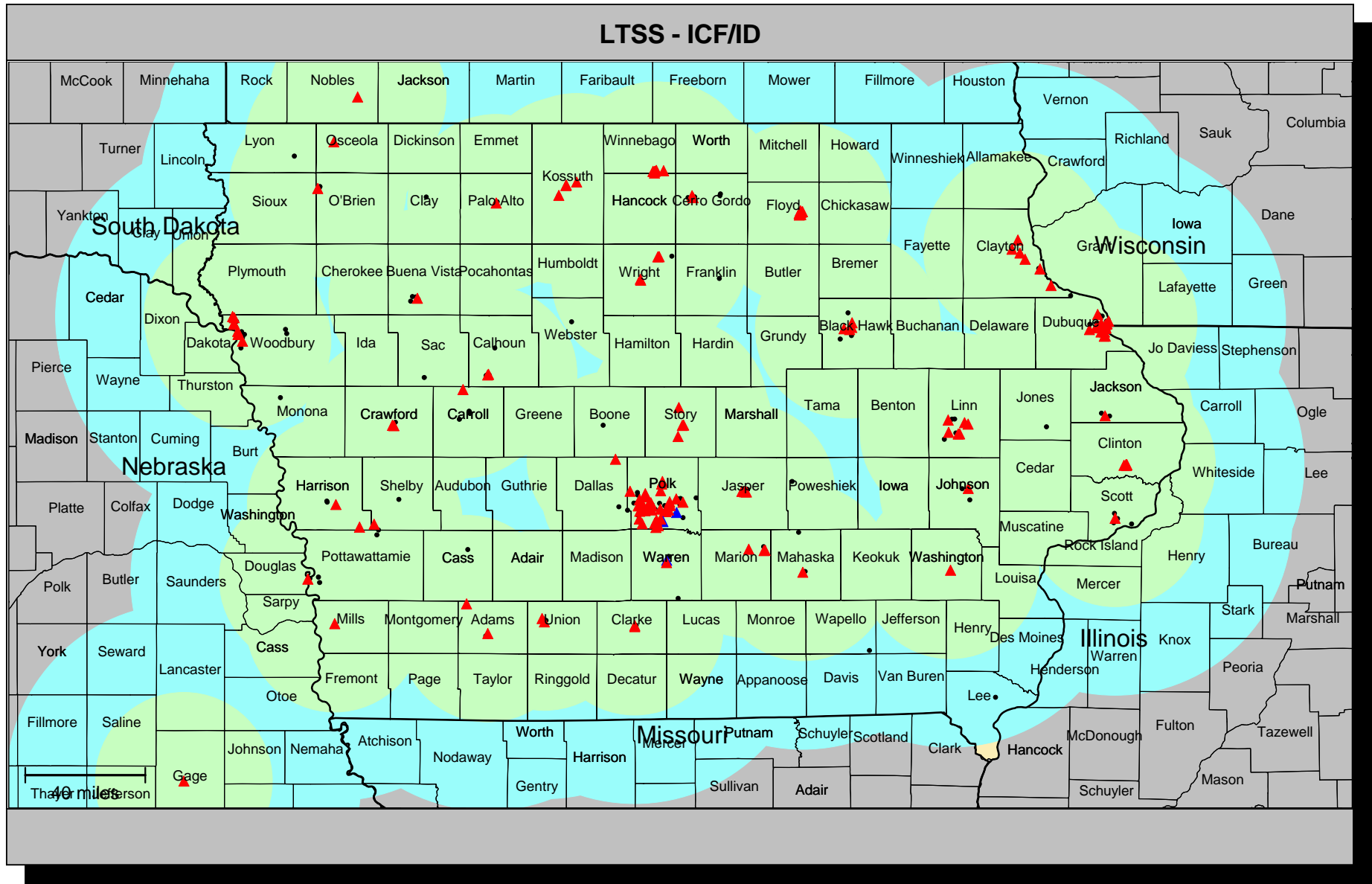
Accessibility analysis specifications	
Provider group:	<b>Pharmacy</b> 896 Providers at 952 locations (based on 991 records)
Member group:	<b>IA Mems</b> 156,470 Members
Access standard:	<b>2 providers within 30 miles</b>
All Members:	156,470 (100.0%) 100.0% with access 0.0% without access

Average distance to a choice of Providers for all Members					
Number of Providers	1	2	3	4	5
Miles	2.2	3.4	4.5	5.9	7.0

Key geographic areas				
Region	Total number of Members	All Members		
		Percent w	Percent wo	Average distance to 2 Providers
East	60,144	99.9	0.1	2.8
Central	56,448	100.0	0.0	3.2
West	39,878	100.0	0.0	4.5



# Provider locations



- Members with access
- Members without access
- ▲ Single Provider locations
- ▲ Multiple Provider locations

Access standard: 1 provider within 60 miles  
30 mile radius  
60 mile radius

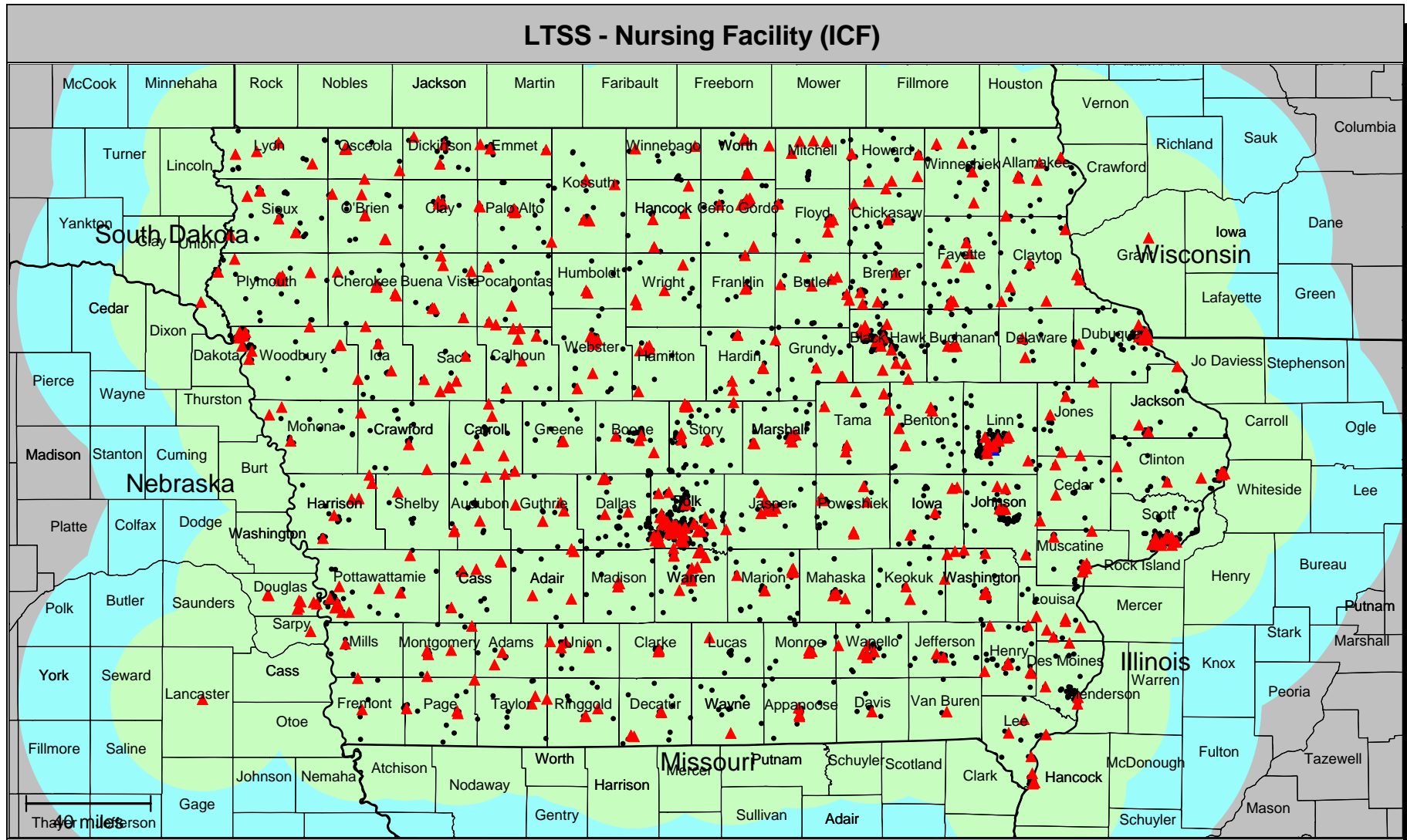
## Accessibility summary

Accessibility analysis specifications	
Provider group:	<b>LTSS - ICF/ID</b> 145 Providers at 148 locations (based on 152 records)
Member group:	<b>ICF/ID Residents</b> 427 Members
Access standard:	Urban :1 Provider within 30.0 miles Suburban:1 Provider within 60.0 miles Rural: 1 Provider within 60.0 miles
All Members:	Urban: 32 (100.0%) with access (100.0%), without access (0.0%) Suburban: 93 (100.0%) with access (100.0%), without access (0.0%) Rural: 302 (100.0%) with access (100.0%), without access (0.0%)

Average distance to a choice of Providers for all Members					
Number of Providers	1	2	3	4	5
Urban	1.6	2.1	2.5	2.9	3.1
Suburban	1.2	6.1	6.5	7.2	8.1
Rural	3.0	7.0	10.9	15.7	20.4

Key geographic areas				
Region	Total number of Members	All Members		
		Percent w	Percent wo	Average distance to 1 Provider
West	160	100.0	0.0	3.2
Central	142	100.0	0.0	1.9
East	125	100.0	0.0	2.1

# Provider locations



- Members with access
- Members without access
- ▲ Single Provider locations
- ▲ Multiple Provider locations

Access standard: 1 provider within 60 miles  
30 mile radius  
60 mile radius

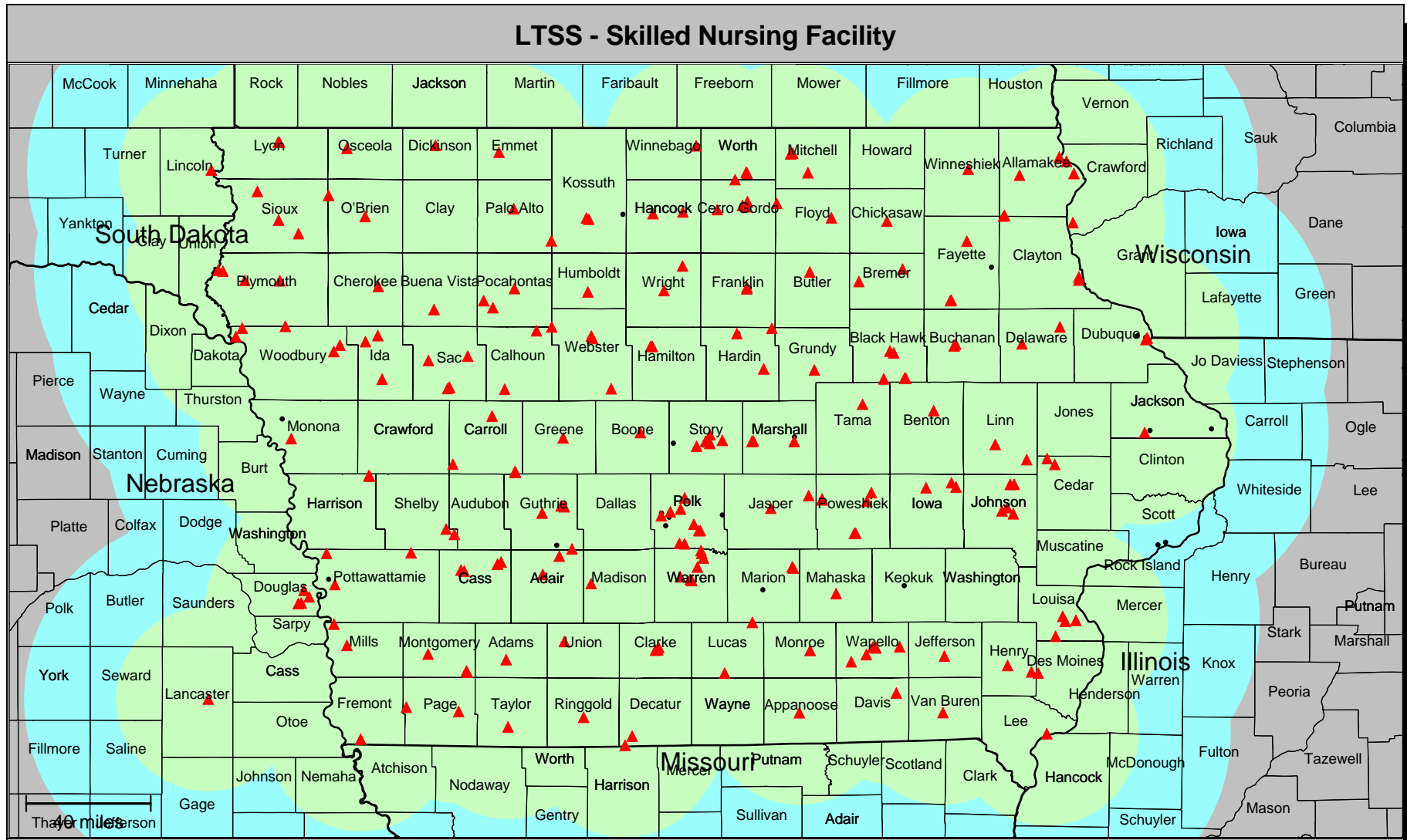
## Accessibility summary

Accessibility analysis specifications	
Provider group:	<b>LTSS - Nursing Facility (ICF)</b> 483 Providers at 559 locations (based on 560 records)
Member group:	<b>Nursing Facility / ICF Residents</b> 3,210 Members
Access standard:	Urban :1 Provider within 30.0 miles Suburban:1 Provider within 60.0 miles Rural: 1 Provider within 60.0 miles
All Members:	Urban: 165 (100.0%) with access (100.0%), without access (0.0%) Suburban: 445 (100.0%) with access (100.0%), without access (0.0%) Rural: 2,600 (100.0%) with access (99.9%), without access (0.1%)

Average distance to a choice of Providers for all Members					
Number of Providers	1	2	3	4	5
Urban	0.7	1.2	1.4	1.8	2.1
Suburban	1.2	1.8	2.5	3.2	3.7
Rural	3.4	5.7	8.1	10.1	12.5

Key geographic areas				
Region	Total number of Members	All Members		
		Percent w	Percent wo	Average distance to 1 Provider
Central	1,181	99.9	0.1	2.9
East	1,118	99.9	0.1	2.7
West	911	99.9	0.1	3.4

# Provider locations



- Members with access
- Members without access
- ▲ Provider locations

Access standard: 1 provider within 60 miles  
30 mile radius  
60 mile radius

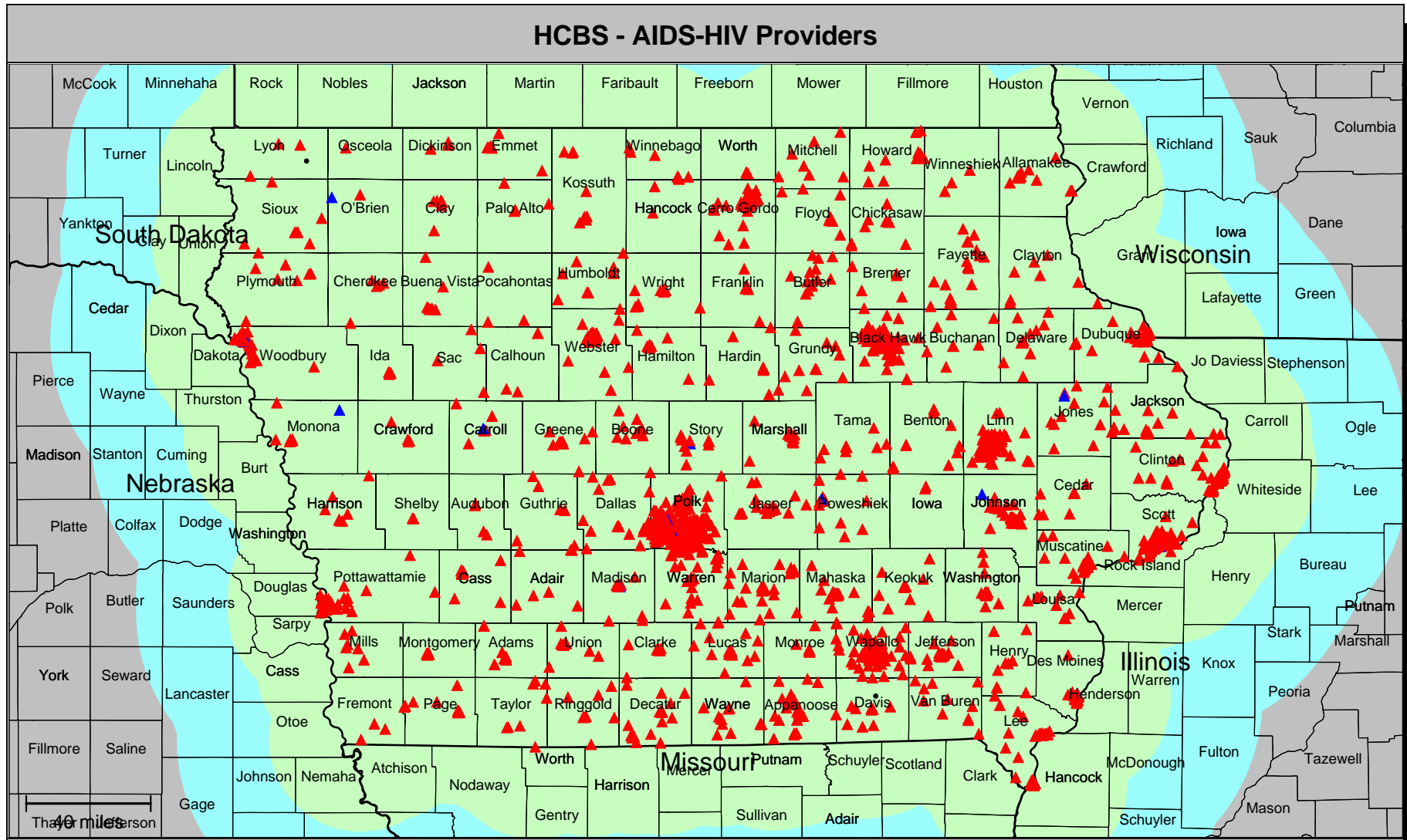
## Accessibility summary

Accessibility analysis specifications	
Provider group:	<b>LTSS - Skilled Nursing Facility</b> 184 Providers at 223 locations (based on 223 records)
Member group:	<b>Skilled Nursing Facility Residents</b> 34 Members
Access standard:	Urban :1 Provider within 30.0 miles Suburban:1 Provider within 60.0 miles Rural: 1 Provider within 60.0 miles
All Members:	Urban: 2 (100.0%) with access (50.0%), without access (50.0%) Suburban: 3 (100.0%) with access (100.0%), without access (0.0%) Rural: 29 (100.0%) with access (100.0%), without access (0.0%)

Average distance to a choice of Providers for all Members					
Number of Providers	1	2	3	4	5
Urban	20.0	21.9	24.4	24.6	26.5
Suburban	12.4	13.1	14.5	25.4	27.0
Rural	4.2	9.3	13.1	15.8	18.8

Key geographic areas				
Region	Total number of Members	All Members		
		Percent w	Percent wo	Average distance to 1 Provider
Central	17	100.0	0.0	3.6
East	9	88.9	11.1	12.5
West	8	100.0	0.0	3.2

# Provider locations



- Members with access
- Members without access
- ▲ Single Provider locations
- ▲ Multiple Provider locations

Access standard: 1 provider within 60 miles  
30 mile radius  
60 mile radius

## Accessibility summary

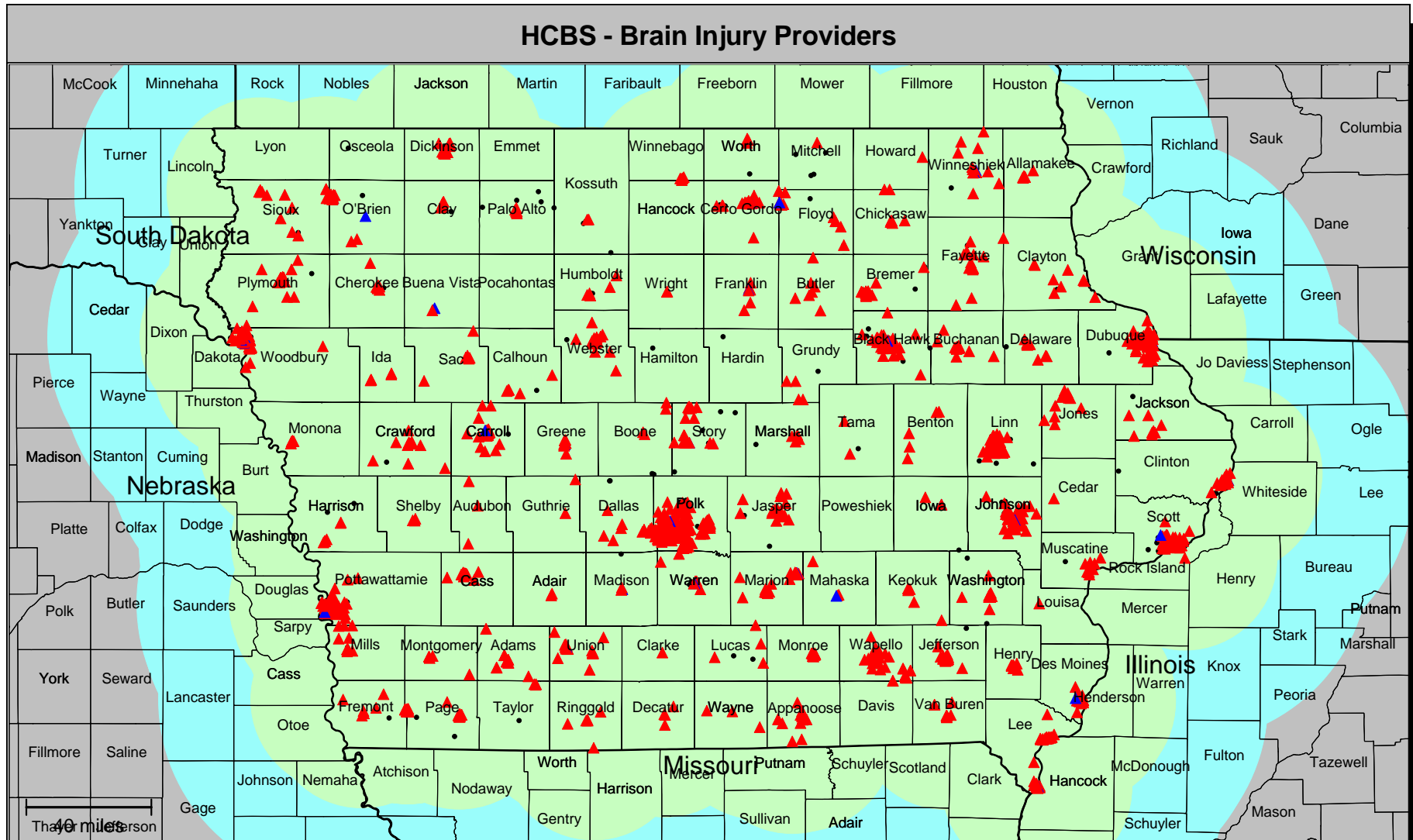
Accessibility analysis specifications	
Provider group:	<b>HCBS - AIDS-HIV Providers</b> 2,090 Providers at 2,317 locations (based on 2,346 records)
Member group:	<b>LTSS AIDS-HIV Mems</b> 5 Members
Access standard:	Urban :1 Provider within 30.0 miles Suburban:1 Provider within 60.0 miles Rural: 1 Provider within 60.0 miles
All Members:	Urban: 0 (0.0%) Suburban: 3 (100.0%) with access (100.0%), without access (0.0%) Rural: 2 (100.0%) with access (100.0%), without access (0.0%)

Average distance to a choice of Providers for all Members					
Number of Providers	1	2	3	4	5
Urban	---	---	---	---	---
Suburban	0.6	1.2	1.2	1.5	1.6
Rural	4.9	7.5	8.7	8.8	9.5

Key geographic areas				
Region	Total number of Members	All Members		
		Percent w	Percent wo	Average distance to 1 Provider
Central	2	100.0	0.0	2.1
West	2	100.0	0.0	3.2
East	1	100.0	0.0	1.1



# Provider locations



- Members with access
- Members without access
- ▲ Single Provider locations
- ▲ Multiple Provider locations

Access standard: 1 provider within 60 miles

- 30 mile radius
- 60 mile radius

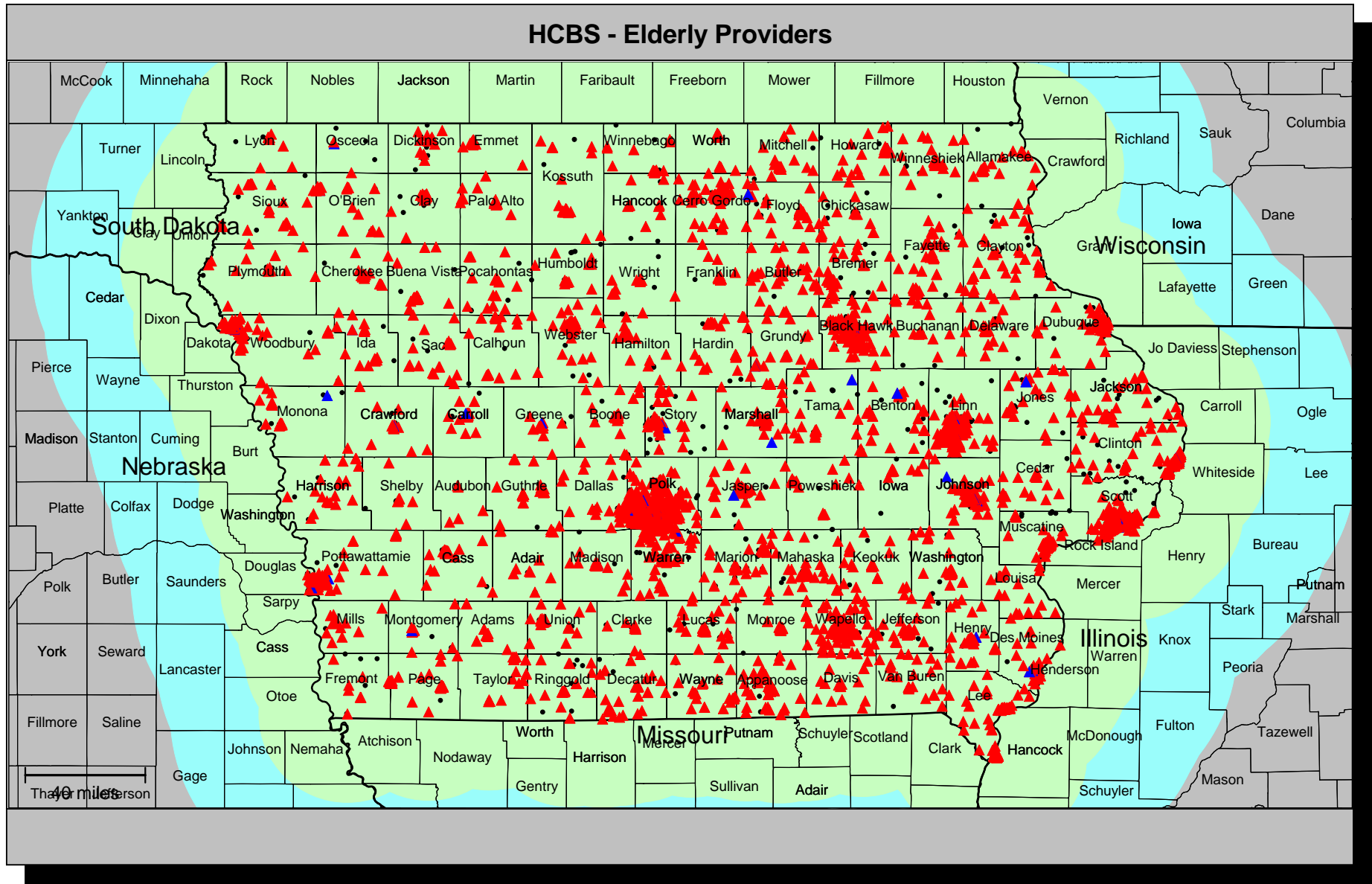
## Accessibility summary

Accessibility analysis specifications	
Provider group:	<b>HCBS - Brain Injury Providers</b> 639 Providers at 1,384 locations (based on 1,450 records)
Member group:	<b>LTSS Brain Injury Mem</b> 237 Members
Access standard:	Urban :1 Provider within 30.0 miles Suburban:1 Provider within 60.0 miles Rural: 1 Provider within 60.0 miles
All Members:	Urban: 13 (100.0%) with access (100.0%), without access (0.0%) Suburban: 51 (100.0%) with access (100.0%), without access (0.0%) Rural: 173 (100.0%) with access (99.4%), without access (0.6%)

Average distance to a choice of Providers for all Members					
Number of Providers	1	2	3	4	5
Urban	0.5	0.9	1.0	1.1	1.3
Suburban	0.6	0.9	1.2	1.4	1.6
Rural	7.2	8.3	9.1	9.6	10.2

Key geographic areas				
Region	Total number of Members	All Members		
		Percent w	Percent wo	Average distance to 1 Provider
East	88	100.0	0.0	1.7
Central	87	100.0	0.0	2.5
West	62	98.4	1.6	14.7

# Provider locations



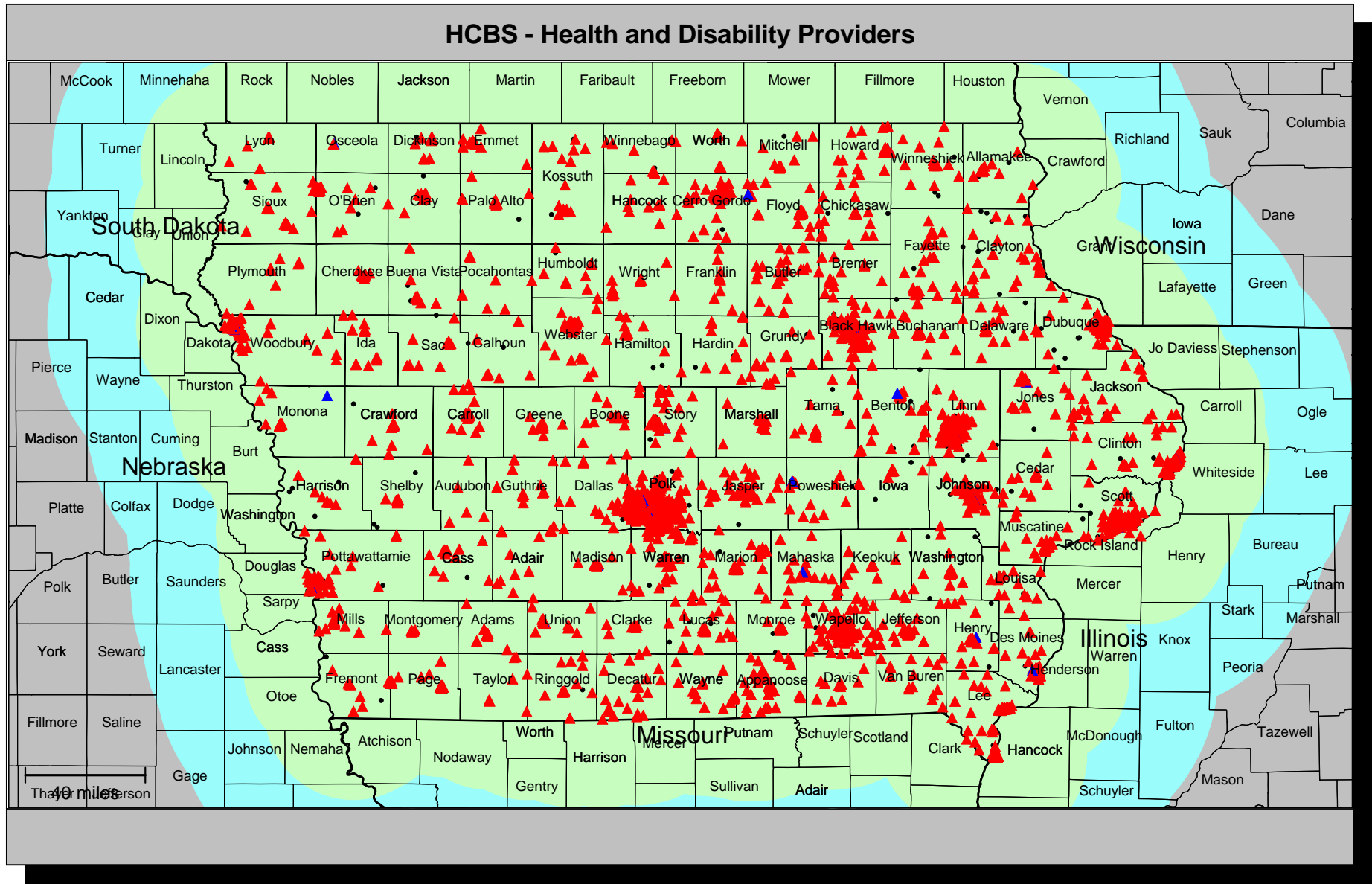
## Accessibility summary

Accessibility analysis specifications	
Provider group:	<b>HCBS - Elderly Providers</b> 4,159 Providers at 5,240 locations (based on 5,334 records)
Member group:	<b>LTSS Elderly Mems</b> 1,983 Members
Access standard:	Urban :1 Provider within 30.0 miles Suburban:1 Provider within 60.0 miles Rural: 1 Provider within 60.0 miles
All Members:	Urban: 172 (100.0%) with access (99.4%), without access (0.6%) Suburban: 396 (100.0%) with access (100.0%), without access (0.0%) Rural: 1,415 (100.0%) with access (99.7%), without access (0.3%)

Average distance to a choice of Providers for all Members					
Number of Providers	1	2	3	4	5
Urban	6.8	6.8	6.9	6.9	7.0
Suburban	0.2	0.4	0.5	0.5	0.6
Rural	2.7	3.2	3.7	4.0	4.3

Key geographic areas				
Region	Total number of Members	All Members		
		Percent w	Percent wo	Average distance to 1 Provider
Central	768	99.7	0.3	2.5
East	747	99.7	0.3	2.6
West	468	99.8	0.2	2.5

# Provider locations



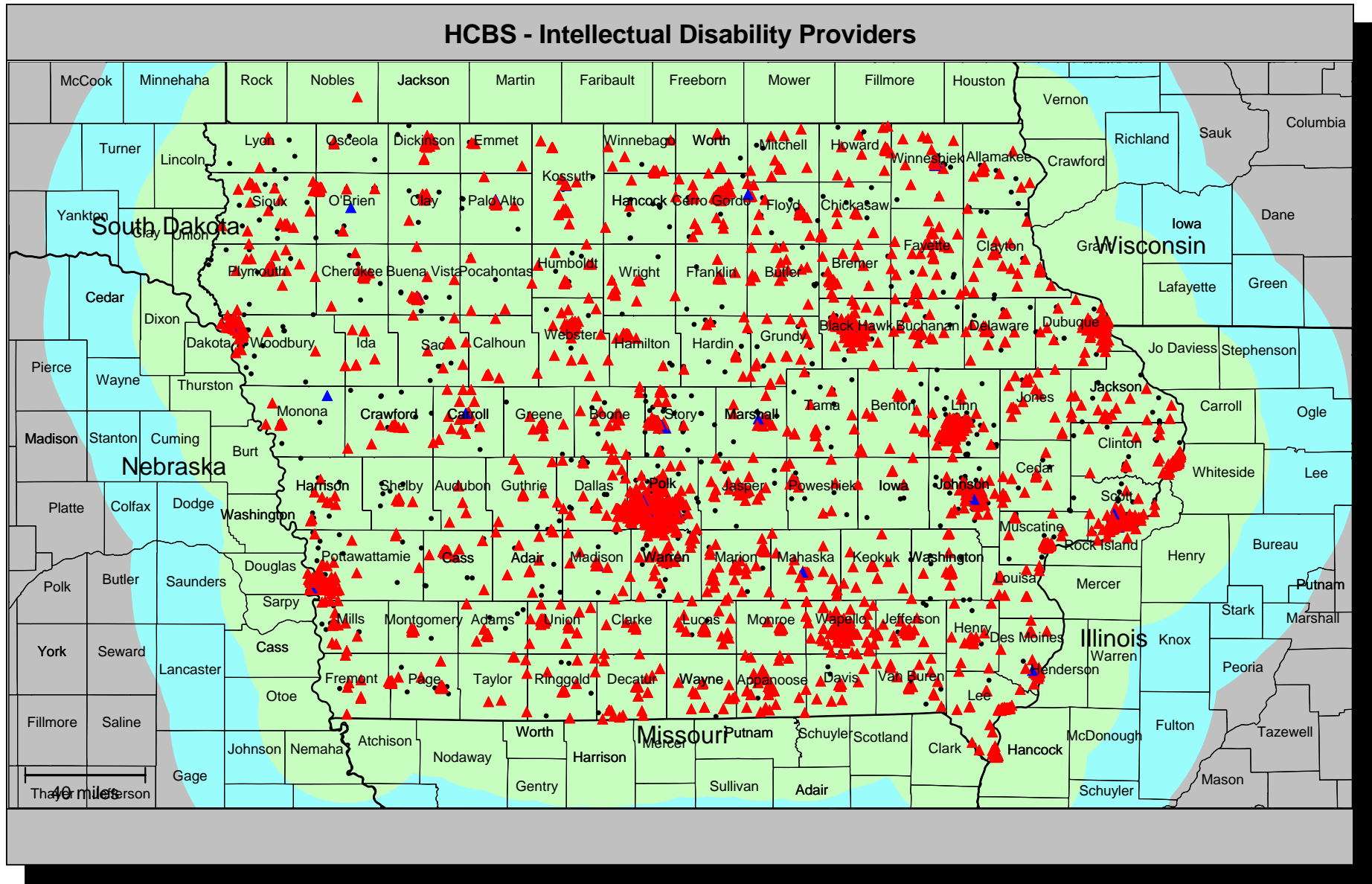
## Accessibility summary

Accessibility analysis specifications	
Provider group:	<b>HCBS - Health and Disability Providers</b> 3,217 Providers at 3,825 locations (based on 3,888 records)
Member group:	<b>LTSS Health Disability Mems</b> 451 Members
Access standard:	Urban :1 Provider within 30.0 miles Suburban:1 Provider within 60.0 miles Rural: 1 Provider within 60.0 miles
All Members:	Urban: 25 (100.0%) with access (100.0%), without access (0.0%) Suburban: 82 (100.0%) with access (100.0%), without access (0.0%) Rural: 344 (100.0%) with access (100.0%), without access (0.0%)

Average distance to a choice of Providers for all Members					
Number of Providers	1	2	3	4	5
Urban	0.2	0.3	0.3	0.4	0.4
Suburban	0.3	0.5	0.6	0.7	0.8
Rural	1.4	2.2	2.9	3.5	3.9

Key geographic areas				
Region	Total number of Members	All Members		
		Percent w	Percent wo	Average distance to 1 Provider
East	184	100.0	0.0	1.2
Central	167	100.0	0.0	0.7
West	100	100.0	0.0	1.7

# Provider locations



- Members with access
- Members without access
- ▲ Single Provider locations
- ▲ Multiple Provider locations

Access standard: 1 provider within 60 miles  
30 mile radius  
60 mile radius

## Accessibility summary

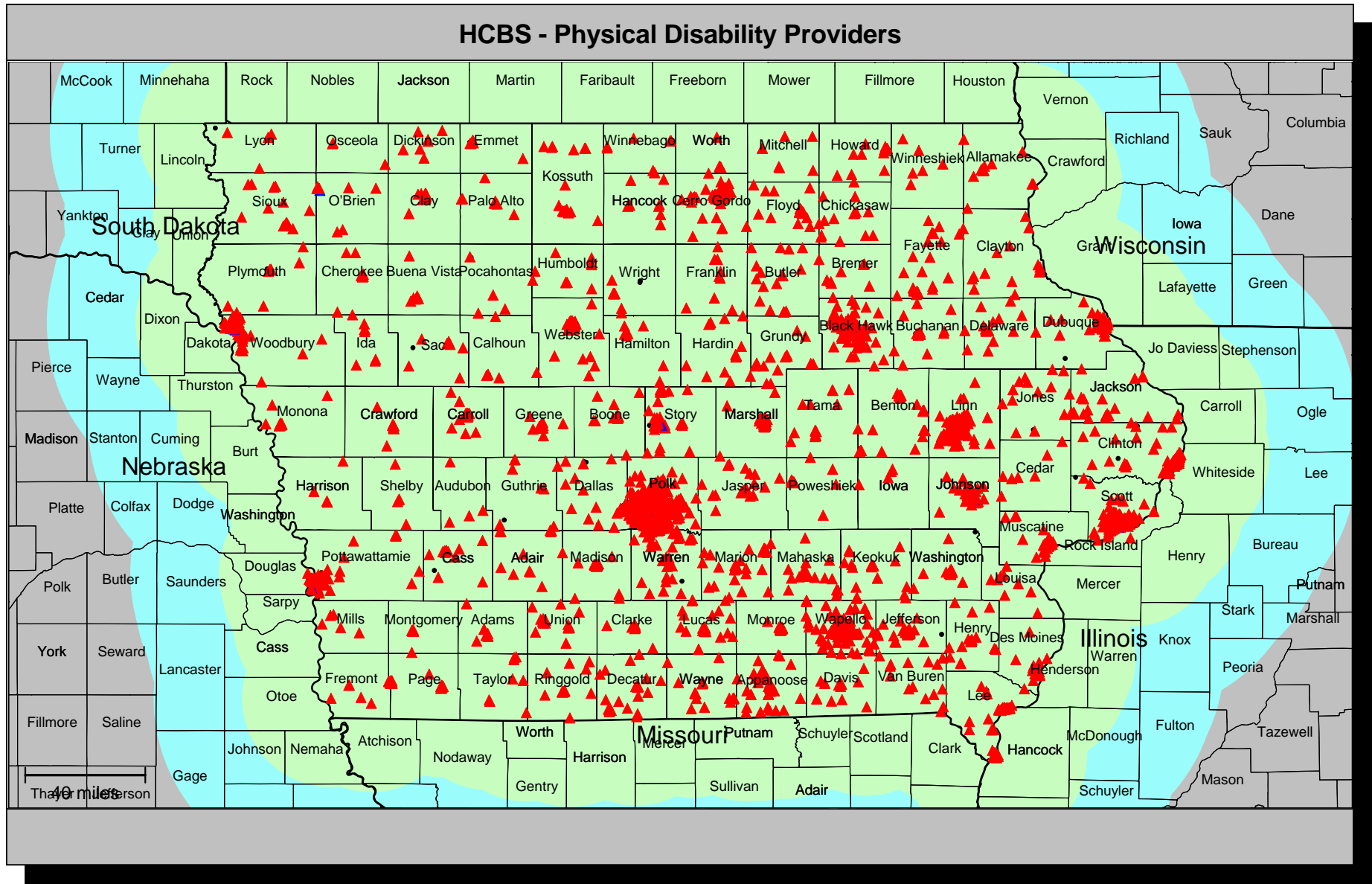
Accessibility analysis specifications	
Provider group:	<b>HCBS - Intellectual Disability Providers</b> 2,789 Providers at 3,707 locations (based on 3,805 records)
Member group:	<b>Intellectual Disability</b> 2,404 Members
Access standard:	Urban :1 Provider within 30.0 miles Suburban:1 Provider within 60.0 miles Rural: 1 Provider within 60.0 miles
All Members:	Urban: 145 (100.0%) with access (100.0%), without access (0.0%) Suburban: 448 (100.0%) with access (100.0%), without access (0.0%) Rural: 1,811 (100.0%) with access (100.0%), without access (0.0%)

Average distance to a choice of Providers for all Members					
Number of Providers	1	2	3	4	5
Urban	0.2	0.3	0.4	0.4	0.5
Suburban	0.3	0.5	0.6	0.7	0.8
Rural	1.2	1.9	2.5	2.9	3.2

Key geographic areas				
Region	Total number of Members	All Members		
		Percent w	Percent wo	Average distance to 1 Provider
Central	875	100.0	0.0	0.8
East	778	100.0	0.0	0.8
West	751	100.0	0.0	1.3



# Provider locations



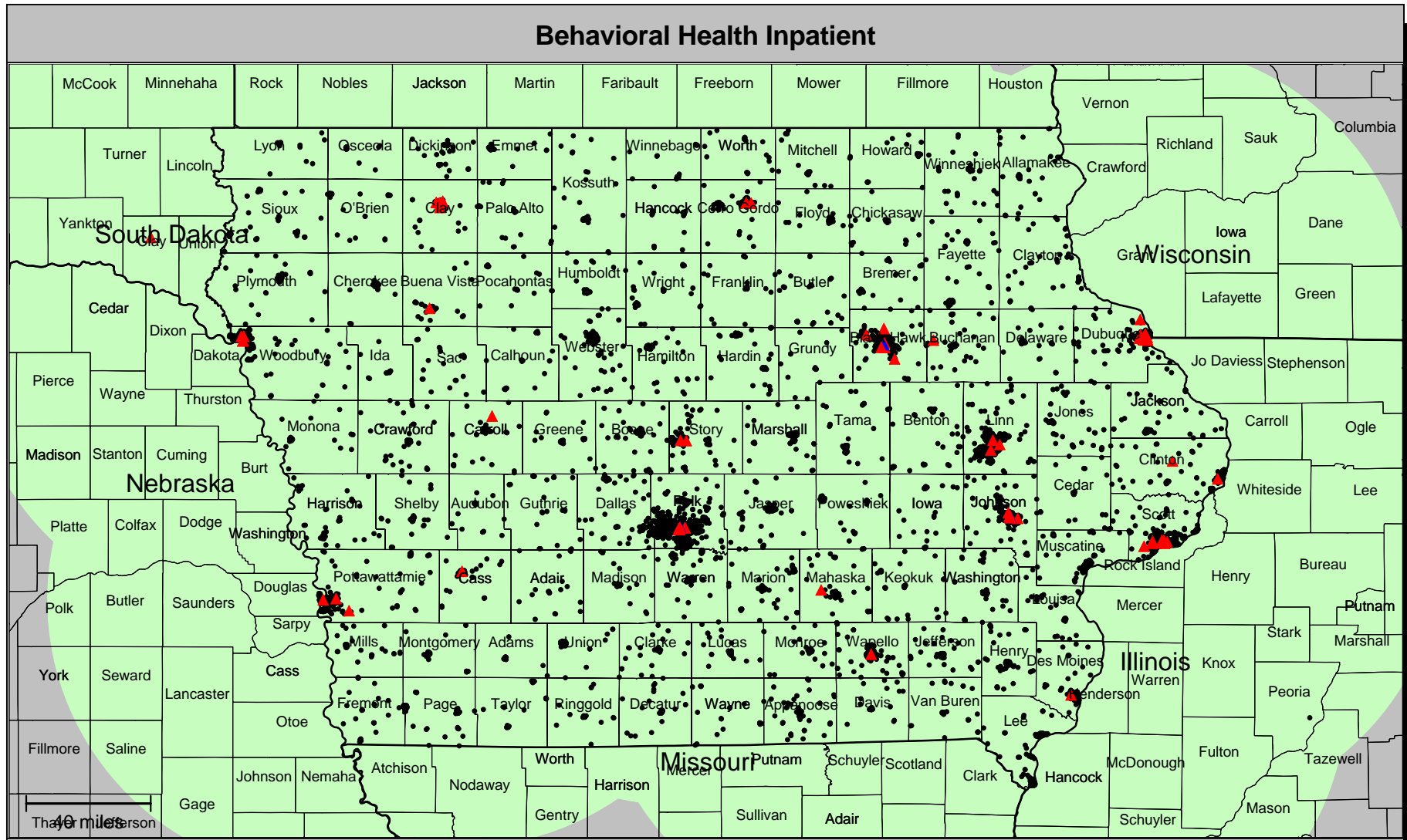
## Accessibility summary

Accessibility analysis specifications	
Provider group:	<b>HCBS - Physical Disability Providers</b> 3,033 Providers at 3,216 locations (based on 3,237 records)
Member group:	<b>LTSS Physical Disability Mem</b> 205 Members
Access standard:	Urban :1 Provider within 30.0 miles Suburban:1 Provider within 60.0 miles Rural: 1 Provider within 60.0 miles
All Members:	Urban: 32 (100.0%) with access (100.0%), without access (0.0%) Suburban: 44 (100.0%) with access (100.0%), without access (0.0%) Rural: 129 (100.0%) with access (100.0%), without access (0.0%)

Average distance to a choice of Providers for all Members					
Number of Providers	1	2	3	4	5
Urban	0.2	0.3	0.4	0.4	0.5
Suburban	0.2	0.3	0.4	0.5	0.5
Rural	0.7	1.4	1.8	2.2	2.7

Key geographic areas				
Region	Total number of Members	All Members		
		Percent w	Percent wo	Average distance to 1 Provider
Central	90	100.0	0.0	0.3
East	74	100.0	0.0	0.5
West	41	100.0	0.0	1.0

# Provider locations



- Members with access
- Members without access
- ▲ Single Provider locations
- ▲ Multiple Provider locations

Access standard: 1 provider within 90 miles  
90 mile radius

## Accessibility summary

Accessibility analysis specifications	
Provider group:	<b>Behavioral Health Inpatient</b> 48 Providers at 82 locations (based on 91 records)
Member group:	<b>Behavioral Health Habilitation Members</b> 9,831 Members
Access standard:	<b>1 provider within 60 miles</b>
All Members:	9,831 (100.0%) 99.5% with access 0.5% without access

Average distance to a choice of Providers for all Members					
Number of Providers	1	2	3	4	5
Miles	13.4	18.9	24.1	27.9	32.9

Key geographic areas				
Region	Total number of Members	All Members		
		Percent w	Percent wo	Average distance to 1 Provider
East	3,996	99.4	0.6	9.3
Central	3,326	99.8	0.2	12.6
West	2,509	99.0	1.0	21.0

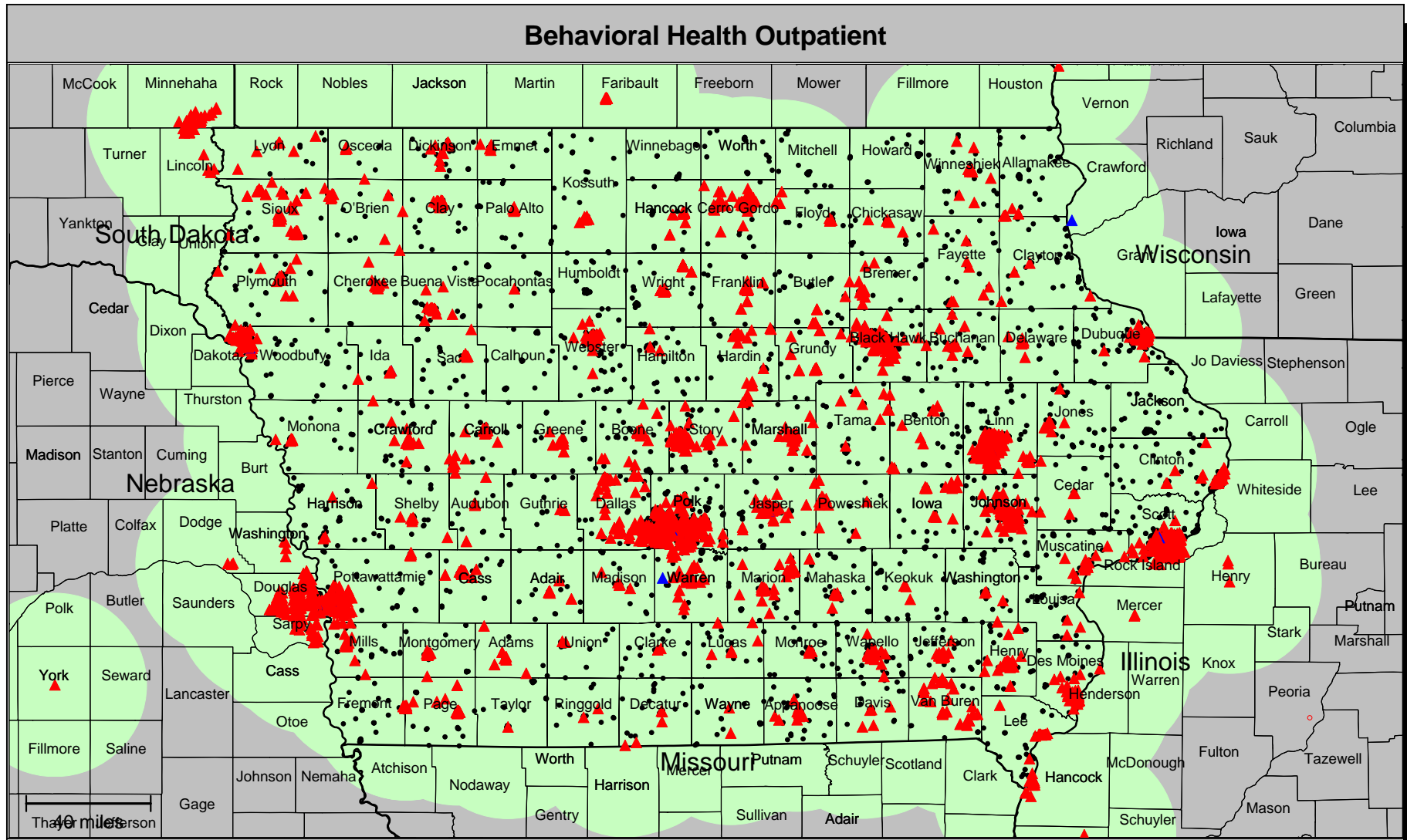
## Accessibility summary

Accessibility analysis specifications	
Provider group:	<b>Behavioral Health Inpatient</b> 48 Providers at 82 locations (based on 91 records)
Member group:	<b>Behavioral Health Habilitation Members</b> 9,831 Members
Access standard:	<b>1 provider within 90 miles</b>
All Members:	9,831 (100.0%) 99.9% with access 0.1% without access

Average distance to a choice of Providers for all Members					
Number of Providers	1	2	3	4	5
Miles	13.4	18.9	24.1	27.9	32.9

Key geographic areas				
Region	Total number of Members	All Members		
		Percent w	Percent wo	Average distance to 1 Provider
East	3,996	99.9	0.1	9.3
Central	3,326	99.9	0.1	12.6
West	2,509	99.9	0.1	21.0

# Provider locations



- Members with access
- Members without access
- ▲ Single Provider locations
- ▲ Multiple Provider locations

Access standard: 1 provider within 30 miles  
30 mile radius

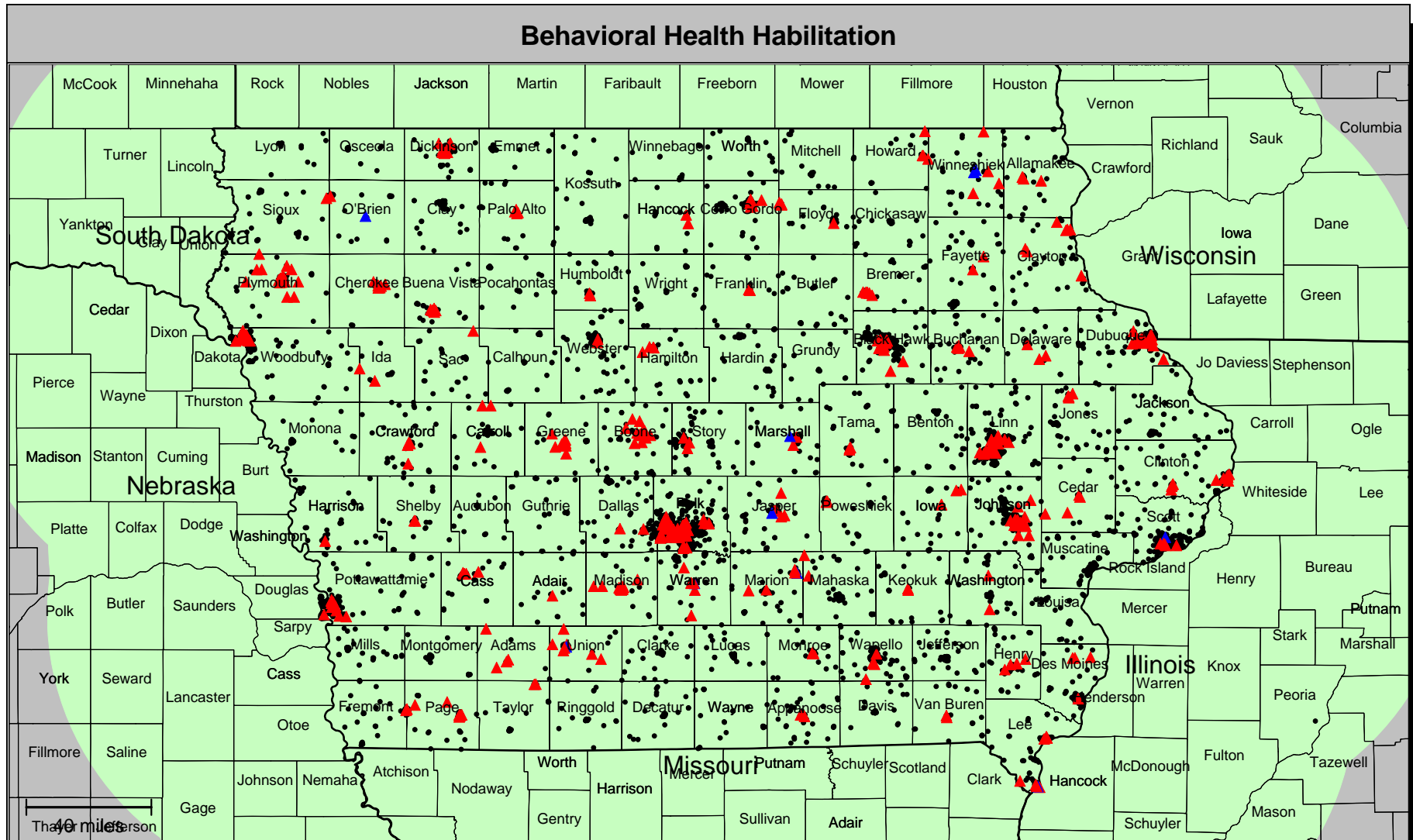
## Accessibility summary

Accessibility analysis specifications	
Provider group:	<b>Behavioral Health Outpatient</b> 2,008 Providers at 4,018 locations (based on 4,042 records)
Member group:	<b>Behavioral Health Habilitation Members</b> 9,831 Members
Access standard:	<b>1 provider within 30 miles</b>
All Members:	9,831 (100.0%) 99.9% with access 0.1% without access

Average distance to a choice of Providers for all Members					
Number of Providers	1	2	3	4	5
Miles	2.1	2.8	3.4	3.8	4.2

Key geographic areas				
Region	Total number of Members	All Members		
		Percent w	Percent wo	Average distance to 1 Provider
East	3,996	99.9	0.1	2.2
Central	3,326	99.9	0.1	1.6
West	2,509	99.9	0.1	2.8

# Provider locations





## Accessibility summary

Accessibility analysis specifications	
Provider group:	<b>Behavioral Health Habilitation</b> 193 Providers at 460 locations (based on 476 records)
Member group:	<b>Behavioral Health Habilitation Members</b> 9,831 Members
Access standard:	<b>1 provider within 60 miles</b>
All Members:	9,831 (100.0%) 99.9% with access 0.1% without access

Average distance to a choice of Providers for all Members					
Number of Providers	1	2	3	4	5
Miles	5.1	6.2	7.4	8.6	10.0

Key geographic areas				
Region	Total number of Members	All Members		
		Percent w	Percent wo	Average distance to 1 Provider
East	3,996	99.9	0.1	4.1
Central	3,326	99.9	0.1	4.7
West	2,509	99.9	0.1	7.0

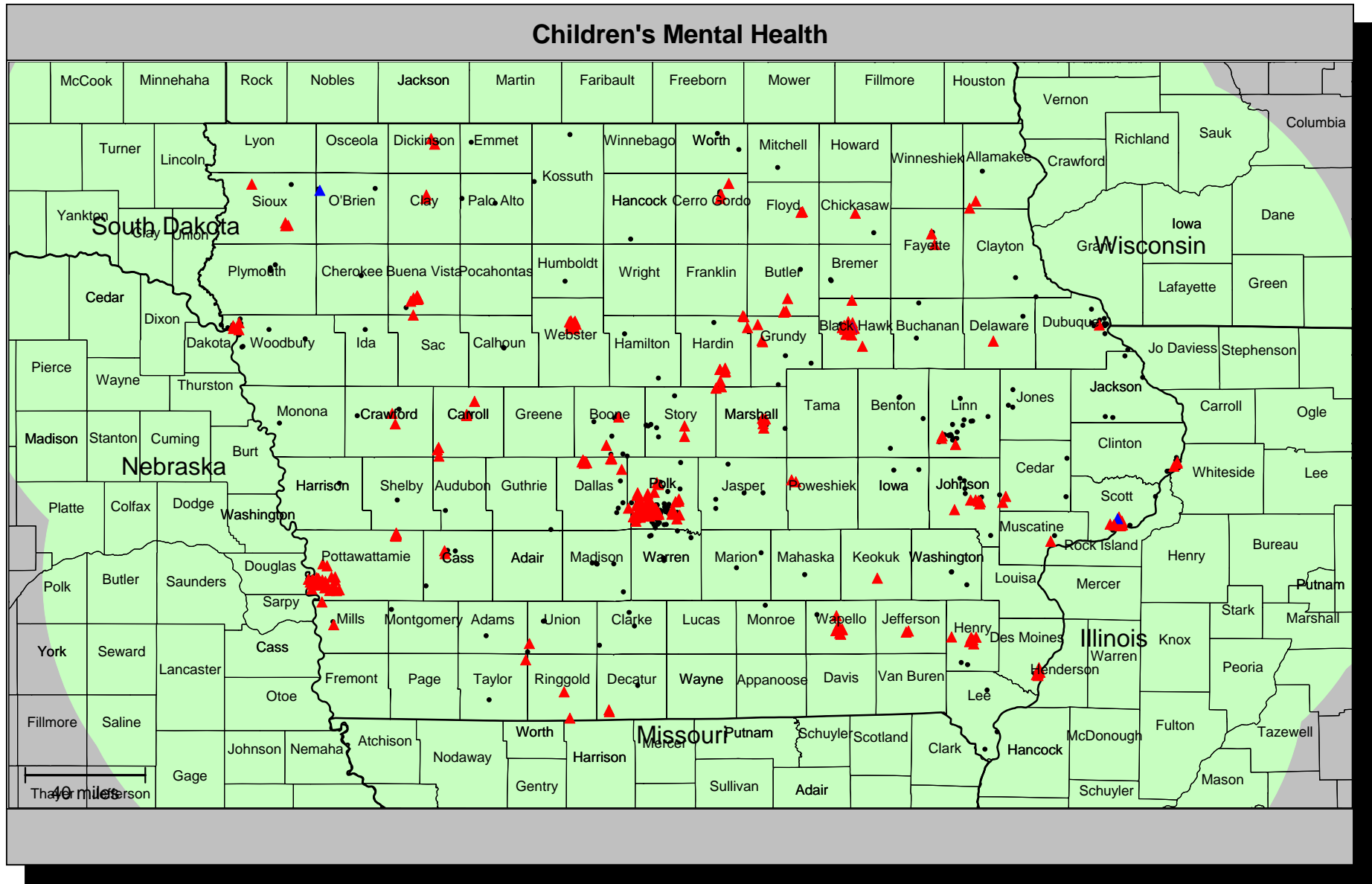
## Accessibility summary

Accessibility analysis specifications	
Provider group:	<b>Behavioral Health Habilitation</b> 193 Providers at 460 locations (based on 476 records)
Member group:	<b>Behavioral Health Habilitation Members</b> 9,831 Members
Access standard:	<b>1 provider within 90 miles</b>
All Members:	9,831 (100.0%) 99.9% with access 0.1% without access

Average distance to a choice of Providers for all Members					
Number of Providers	1	2	3	4	5
Miles	5.1	6.2	7.4	8.6	10.0

Key geographic areas				
Region	Total number of Members	All Members		
		Percent w	Percent wo	Average distance to 1 Provider
East	3,996	99.9	0.1	4.1
Central	3,326	99.9	0.1	4.7
West	2,509	99.9	0.1	7.0

# Provider locations



## Accessibility summary

Accessibility analysis specifications	
Provider group:	<b>Children's Mental Health</b> 106 Providers at 322 locations (based on 330 records)
Member group:	<b>CMH Mems</b> 309 Members
Access standard:	<b>1 provider within 60 miles</b>
All Members:	309 (100.0%) 100.0% with access 0.0% without access

Average distance to a choice of Providers for all Members					
Number of Providers	1	2	3	4	5
Miles	7.3	10.2	12.6	15.6	16.8

Key geographic areas				
Region	Total number of Members	All Members		
		Percent w	Percent wo	Average distance to 1 Provider
Central	126	100.0	0.0	5.5
East	104	100.0	0.0	6.8
West	79	100.0	0.0	10.8

## Accessibility summary

Accessibility analysis specifications	
Provider group:	<b>Children's Mental Health</b> 106 Providers at 322 locations (based on 330 records)
Member group:	<b>CMH Mems</b> 309 Members
Access standard:	<b>1 provider within 90 miles</b>
All Members:	309 (100.0%) 100.0% with access 0.0% without access

Average distance to a choice of Providers for all Members					
Number of Providers	1	2	3	4	5
Miles	7.3	10.2	12.6	15.6	16.8

Key geographic areas				
Region	Total number of Members	All Members		
		Percent w	Percent wo	Average distance to 1 Provider
Central	126	100.0	0.0	5.5
East	104	100.0	0.0	6.8
West	79	100.0	0.0	10.8