

Network Access Analysis

Dental Wellness Plan

Delta Dental of Iowa

SFY22 Q3

Contents

Report Contents

<p>Access Overview 30 Miles</p> <p><i>DWP Members: DWP All Providers, DWP Members: DWP General Dentist, DWP Members: DWP Oral Surgeon, DWP Members: DWP Endodontist, DWP Members: DWP Orthodontist, DWP Members: DWP Periodontist, DWP Members: DWP Prosthodontist</i></p>	<p>3</p>
<p>Access Overview 60 Miles</p> <p><i>DWP Members: DWP All Providers, DWP Members: DWP General Dentist, DWP Members: DWP Oral Surgeon, DWP Members: DWP Endodontist, DWP Members: DWP Orthodontist, DWP Members: DWP Periodontist, DWP Members: DWP Prosthodontist</i></p>	<p>10</p>
<p>Access Overview 90 Miles</p> <p><i>DWP Members: DWP All Providers, DWP Members: DWP General Dentist, DWP Members: DWP Oral Surgeon, DWP Members: DWP Endodontist, DWP Members: DWP Orthodontist, DWP Members: DWP Periodontist, DWP Members: DWP Prosthodontist</i></p>	<p>17</p>
<p>DWP General Dentist Access Map</p>	<p>24</p>
<p>DWP Oral Surgeon Access Map</p>	<p>25</p>
<p>DWP Endodontist Access Map</p>	<p>26</p>
<p>DWP Periodontist Access Map</p>	<p>27</p>
<p>DWP Prosthodontist Access Map</p>	<p>28</p>
<p>DWP Orthodontist Access Map</p>	<p>29</p>
<p>Access Summary By State</p> <p><i>DWP Members: DWP General Dentist, DWP Members: DWP General Dentist, DWP Members: DWP General Dentist, DWP Members: DWP Oral Surgeon, DWP Members: DWP Oral Surgeon, DWP Members: DWP Oral Surgeon, DWP Members: DWP Endodontist, DWP Members: DWP Endodontist, DWP Members: DWP Endodontist, DWP Members: DWP Periodontist, DWP Members: DWP Periodontist, DWP Members: DWP Periodontist, DWP Members: DWP Prosthodontist, DWP Members: DWP Prosthodontist, DWP Members: DWP Prosthodontist, DWP Members: DWP Orthodontist, DWP Members: DWP Orthodontist, DWP Members: DWP Orthodontist, DWP Members: DWP All Providers</i></p>	<p>30</p>
<p>Access Summary By City</p> <p><i>DWP Members: DWP General Dentist, DWP Members: DWP General Dentist, DWP Members: DWP General Dentist, DWP Members: DWP Oral Surgeon, DWP Members: DWP Oral Surgeon, DWP Members: DWP Oral Surgeon, DWP Members: DWP Endodontist, DWP Members: DWP Endodontist, DWP Members: DWP Endodontist, DWP Members: DWP Periodontist, DWP Members: DWP Periodontist, DWP Members: DWP Periodontist, DWP Members: DWP Prosthodontist, DWP Members: DWP Prosthodontist, DWP Members: DWP Prosthodontist, DWP Members: DWP Orthodontist, DWP Members: DWP Orthodontist, DWP Members: DWP Orthodontist, DWP Members: DWP All Providers</i></p>	<p>31</p>

Access Overview 30 Miles All Providers

April 25, 2022

Access Analysis

DWP Network

Member / Provider Groups

DWP Members

DWP All Providers


Comparison Graph

Percent of members with access to a choice of providers over miles

- 1st closest
- 2nd closest

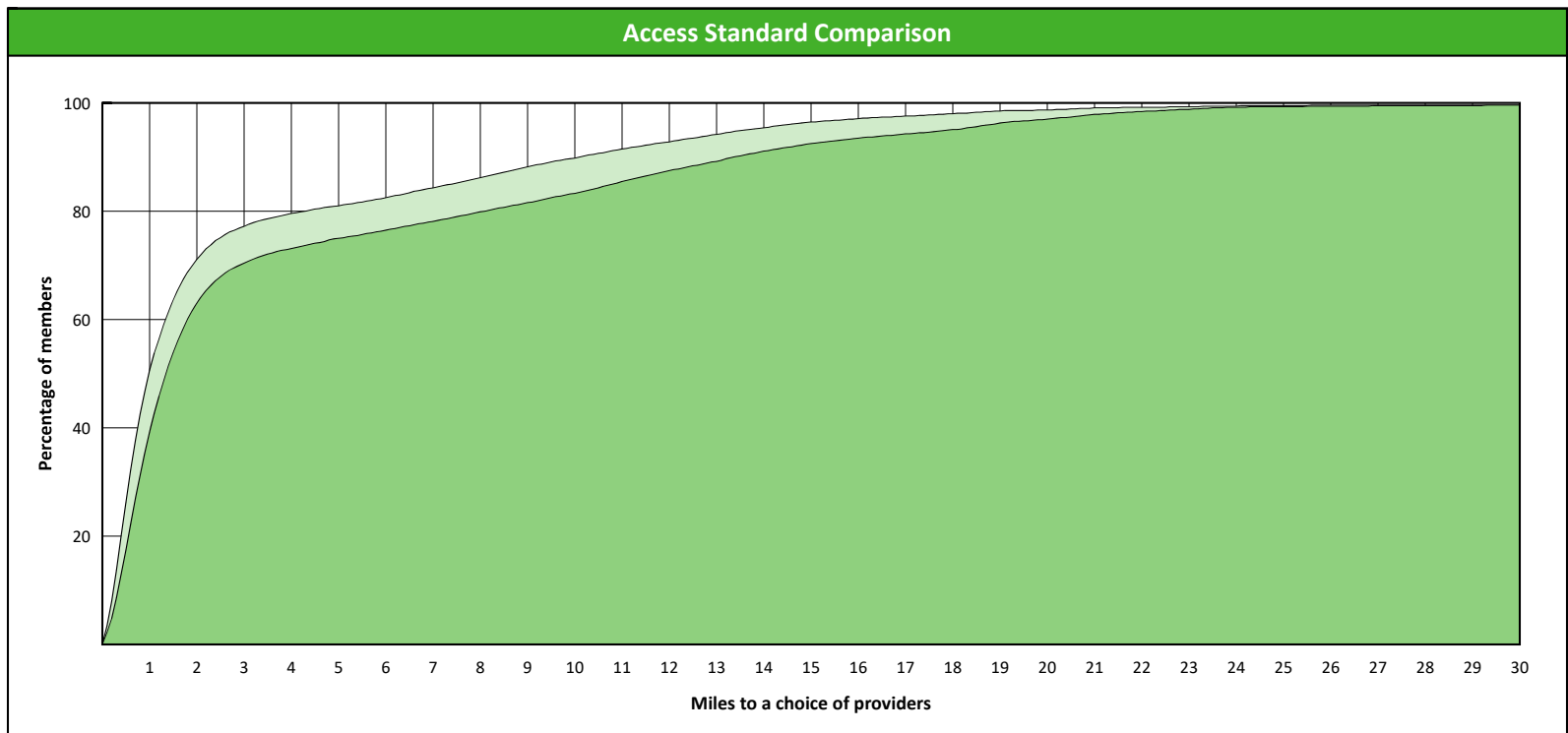
¹ The Access Standard is defined as (DWP Members) members accessing:

1 (DWP All Providers) provider in 30 miles and 30 minutes



Distances/Times

	Average
Distance/Time to 1st closest provider	5.1 miles 6.0 mins
Distance/Time to 2nd closest provider	6.3 miles 7.3 mins



Access Overview 30 Miles General Dentist

April 25, 2022

Access Analysis

DWP Network

Member / Provider Groups

DWP Members

DWP General Dentist


Comparison Graph

Percent of members with access to a choice of providers over miles

- 1st closest
- 2nd closest

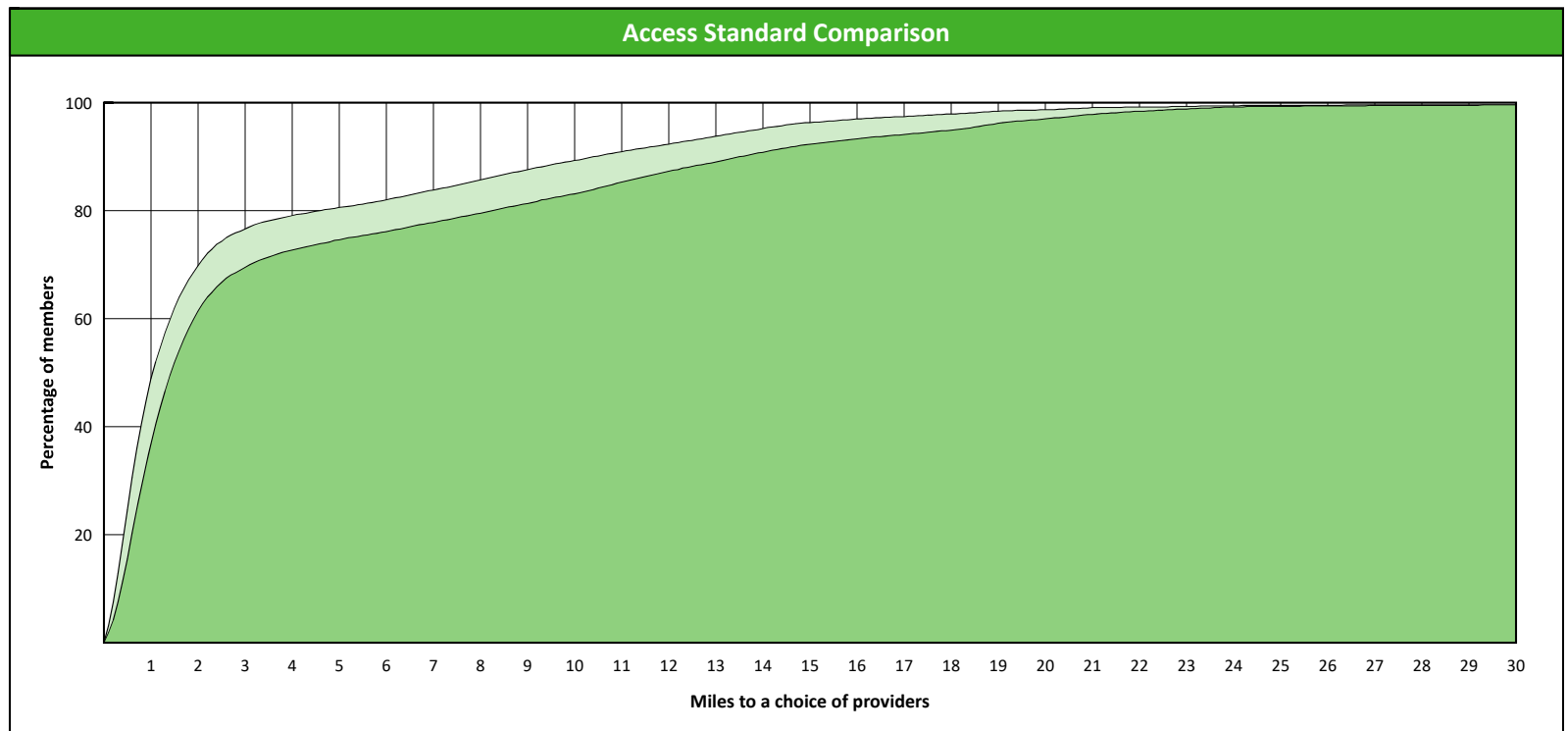
¹ The Access Standard is defined as (DWP Members) members accessing:

1 (DWP General Dentist) provider in 30 miles and 30 minutes



Distances/Times

	Average
Distance/Time to 1st closest provider	5.3 miles 6.1 mins
Distance/Time to 2nd closest provider	6.4 miles 7.4 mins



Access Overview 30 Miles Oral Surgeon

April 25, 2022

Access Analysis

DWP Network

Member / Provider Groups

DWP Members

DWP Oral Surgeon


Comparison Graph

Percent of members with access to a choice of providers over miles

- 1st closest
- 2nd closest

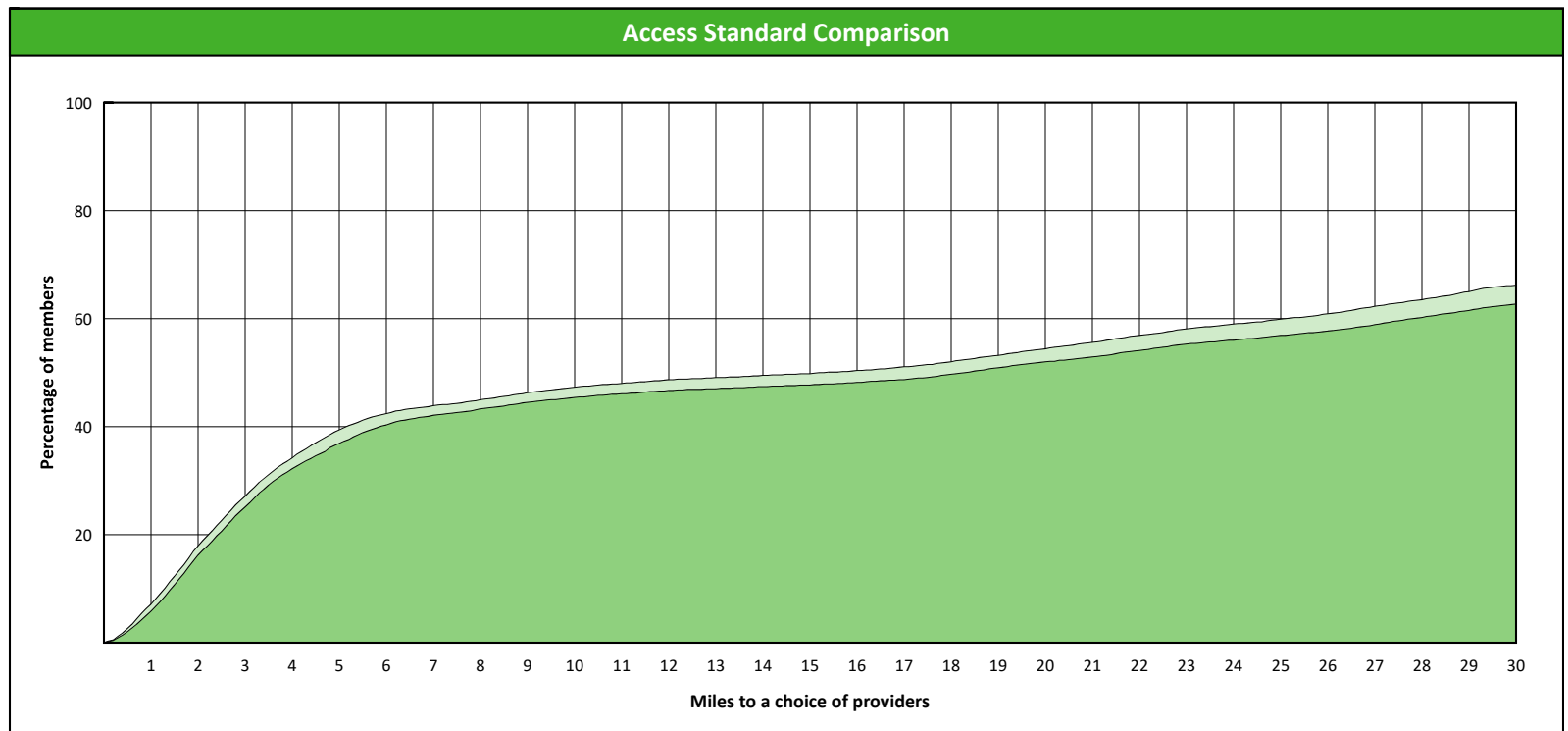
¹ The Access Standard is defined as (DWP Members) members accessing:

1 (DWP Oral Surgeon) provider in 30 miles and 30 minutes



Distances/Times

	Average
Distance/Time to 1st closest provider	23.6 miles 27.9 mins
Distance/Time to 2nd closest provider	26.8 miles 32.9 mins



Access Overview 30 Miles Endodontist

April 25, 2022

Access Analysis

DWP Network

Member / Provider Groups

DWP Members

DWP Endodontist


Comparison Graph

Percent of members with access to a choice of providers over miles

- 1st closest
- 2nd closest

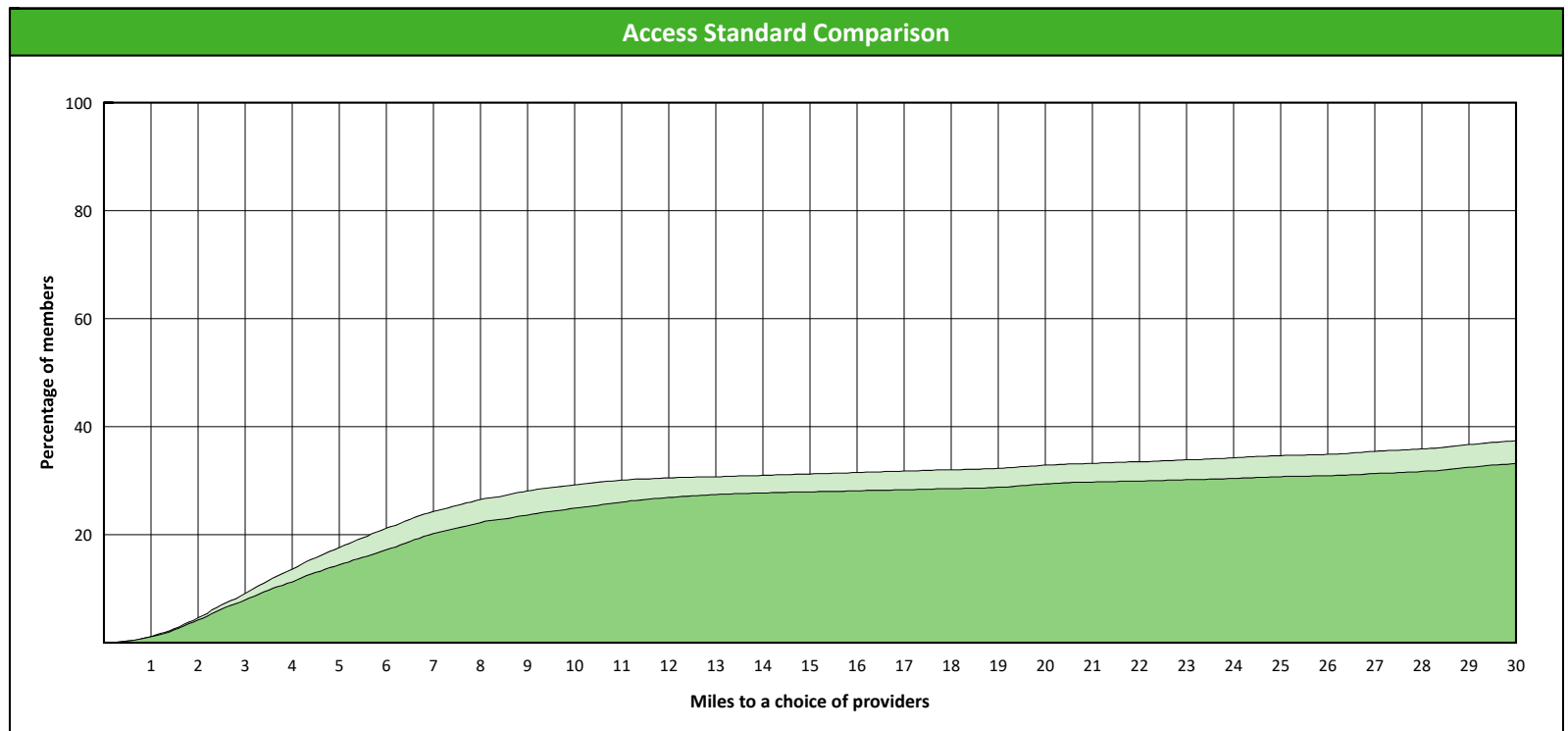
¹ The Access Standard is defined as (DWP Members) members accessing:

1 (DWP Endodontist) provider in 30 miles and 30 minutes



Distances/Times

	Average
Distance/Time to 1st closest provider	48.3 miles 65.0 mins
Distance/Time to 2nd closest provider	57.6 miles 76.9 mins



Access Overview 30 Miles Orthodontist

April 25, 2022

Access Analysis

DWP Network

Member / Provider Groups

DWP Members

DWP Orthodontist

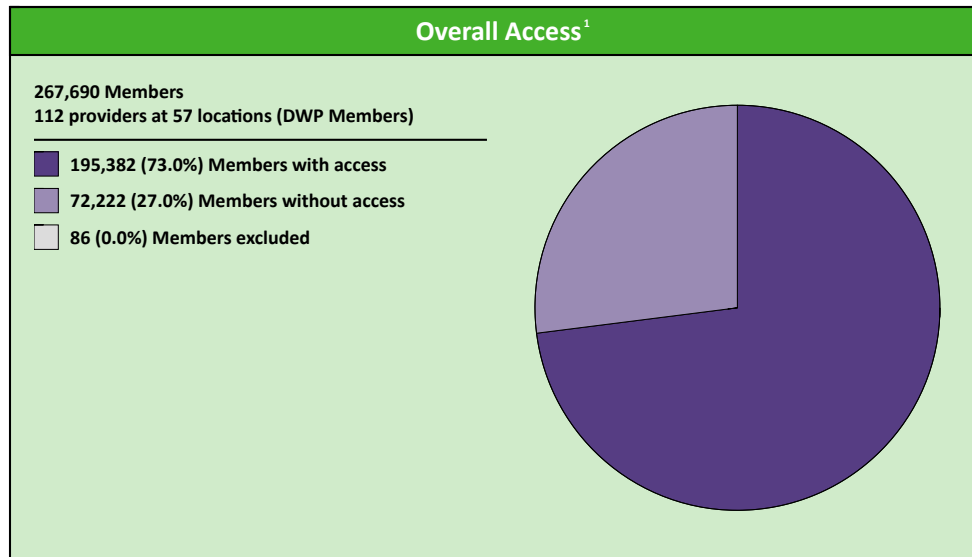
Comparison Graph

Percent of members with access to a choice of providers over miles

- 1st closest
- 2nd closest

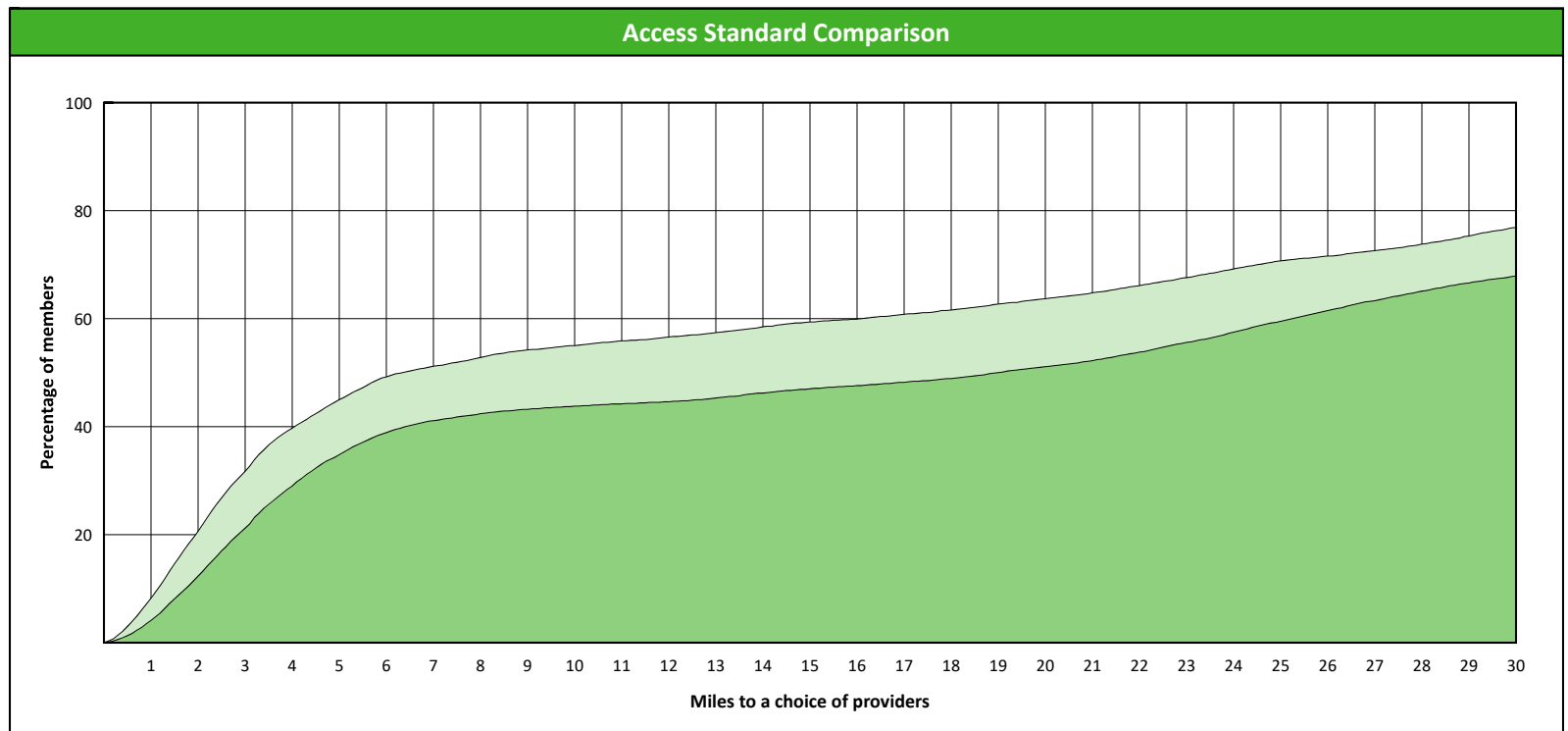
¹ The Access Standard is defined as (DWP Members) members accessing:

1 (DWP Orthodontist) provider in 30 miles and 30 minutes



Distances/Times

	Average
Distance/Time to 1st closest provider	19.0 miles 21.7 mins
Distance/Time to 2nd closest provider	24.1 miles 27.6 mins



Access Overview 30 Miles Periodontist

April 25, 2022

Access Analysis

DWP Network

Member / Provider Groups

DWP Members

DWP Periodontist


Comparison Graph

Percent of members with access to a choice of providers over miles

- 1st closest
- 2nd closest

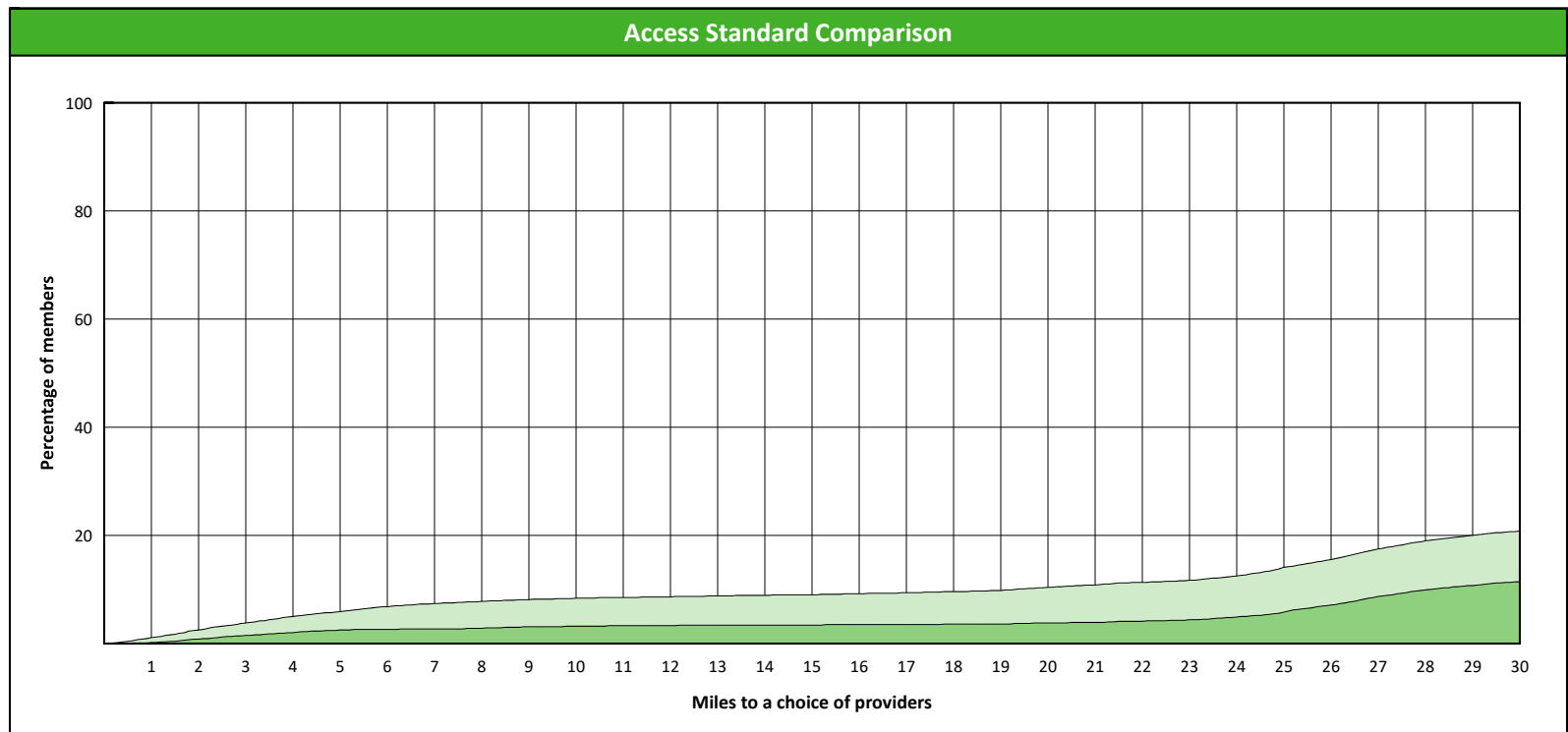
¹ The Access Standard is defined as (DWP Members) members accessing:

1 (DWP Periodontist) provider in 30 miles and 30 minutes



Distances/Times

	Average
Distance/Time to 1st closest provider	59.8 miles 77.5 mins
Distance/Time to 2nd closest provider	70.0 miles 90.3 mins



Access Overview 30 Miles Prosthodontist

April 25, 2022

Access Analysis

DWP Network

Member / Provider Groups

DWP Members


DWP Prosthodontist

Comparison Graph

Percent of members with access to a choice of providers over miles

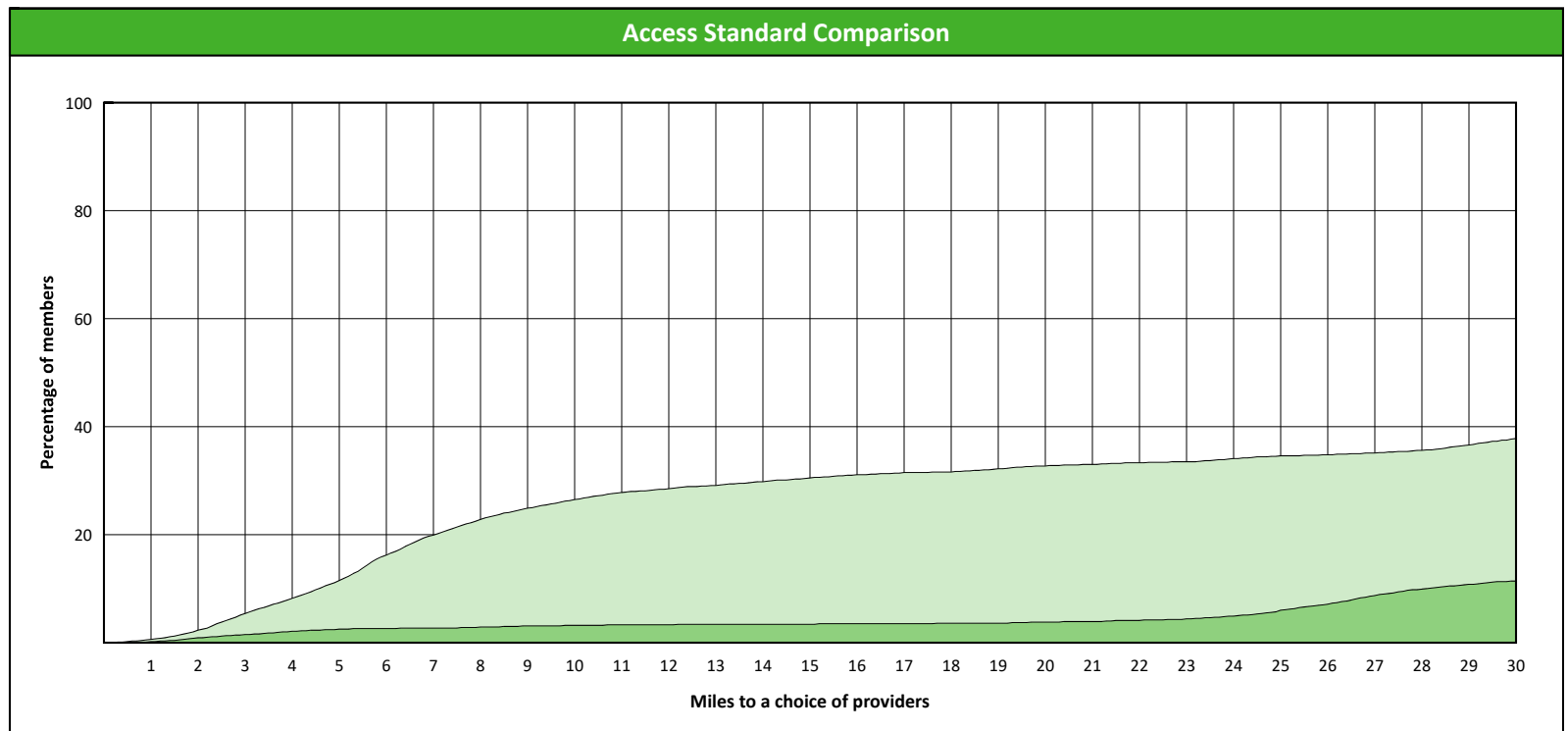
- 1st closest
- 2nd closest

¹ The Access Standard is defined as (DWP Members) members accessing:
1 (DWP Prosthodontist) provider in 30 miles and 30 minutes



Distances/Times

	Average
Distance/Time to 1st closest provider	48.7 miles 64.7 mins
Distance/Time to 2nd closest provider	89.2 miles 120.5 mins



Access Overview 60 Miles All Providers

April 25, 2022

Access Analysis

DWP Network

Member / Provider Groups

DWP Members

DWP All Providers


Comparison Graph

Percent of members with access to a choice of providers over miles

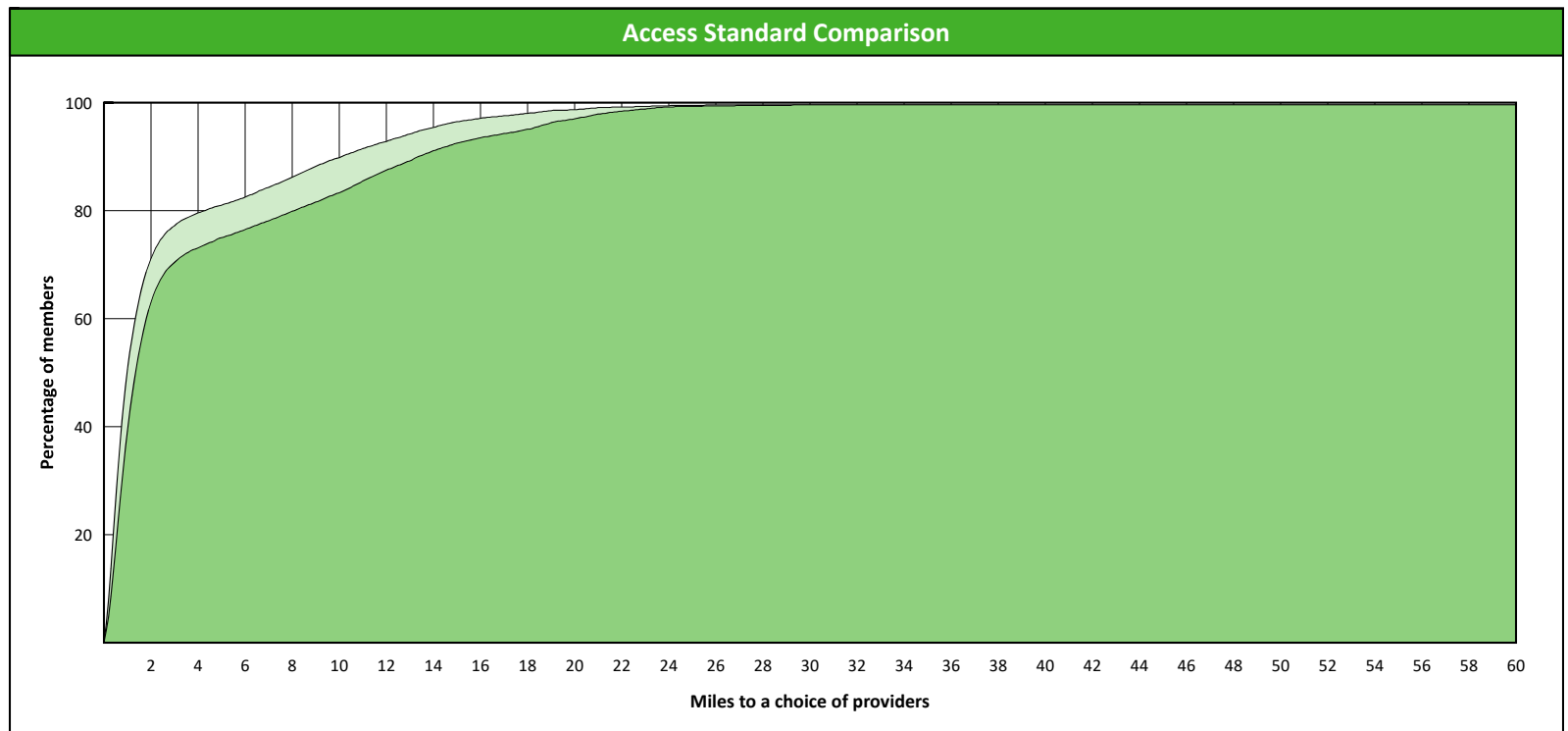
- 1st closest
- 2nd closest

¹ The Access Standard is defined as (DWP Members) members accessing:

1 (DWP All Providers) provider in 60 miles and 60 minutes



Distances/Times	
	Average
Distance/Time to 1st closest provider	5.1 miles 6.0 mins
Distance/Time to 2nd closest provider	6.3 miles 7.3 mins



Access Overview 60 Miles General Dentist

April 25, 2022

Access Analysis

DWP Network

Member / Provider Groups

DWP Members

DWP General Dentist


Comparison Graph

Percent of members with access to a choice of providers over miles

- 1st closest
- 2nd closest

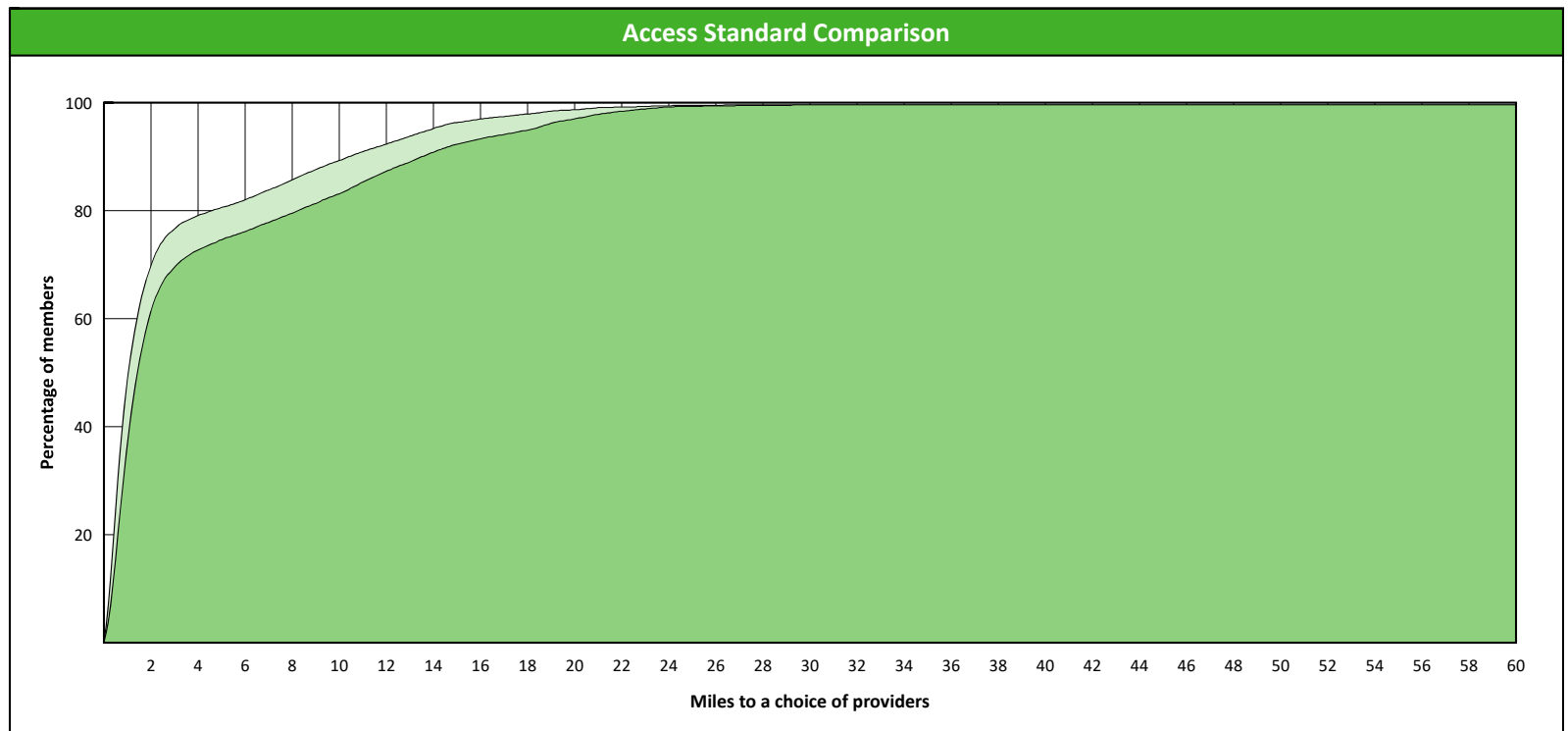
¹ The Access Standard is defined as (DWP Members) members accessing:

1 (DWP General Dentist) provider in 60 miles and 60 minutes



Distances/Times

	Average
Distance/Time to 1st closest provider	5.3 miles 6.1 mins
Distance/Time to 2nd closest provider	6.4 miles 7.4 mins



Access Overview 60 Miles Oral Surgeon

April 25, 2022

Access Analysis

DWP Network

Member / Provider Groups

DWP Members

DWP Oral Surgeon


Comparison Graph

Percent of members with access to a choice of providers over miles

- 1st closest
- 2nd closest

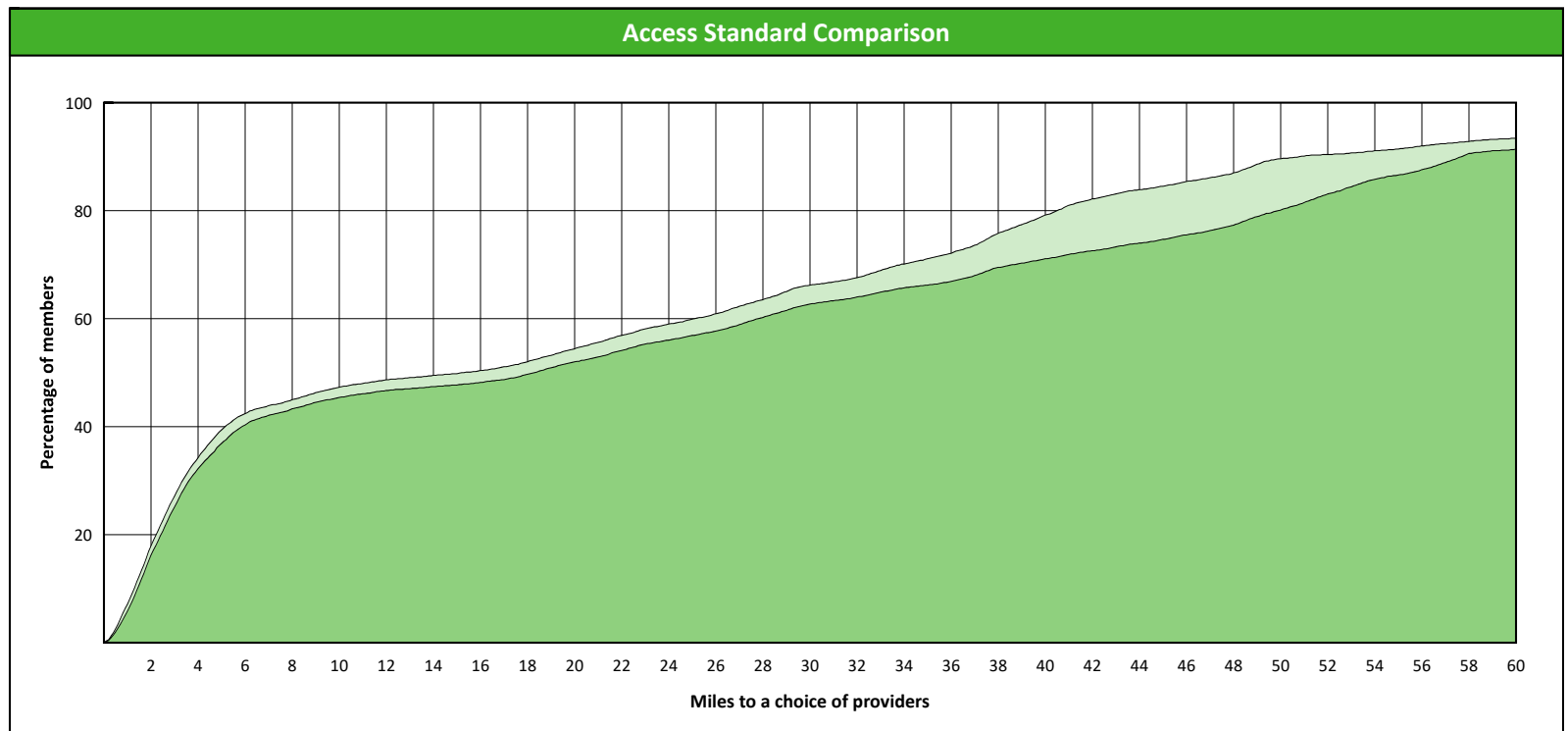
¹ The Access Standard is defined as (DWP Members) members accessing:

1 (DWP Oral Surgeon) provider in 60 miles and 60 minutes



Distances/Times

	Average
Distance/Time to 1st closest provider	23.6 miles 27.9 mins
Distance/Time to 2nd closest provider	26.8 miles 32.9 mins



Access Overview 60 Miles Endodontist

April 25, 2022

Access Analysis

DWP Network

Member / Provider Groups

DWP Members

DWP Endodontist


Comparison Graph

Percent of members with access to a choice of providers over miles

- 1st closest
- 2nd closest

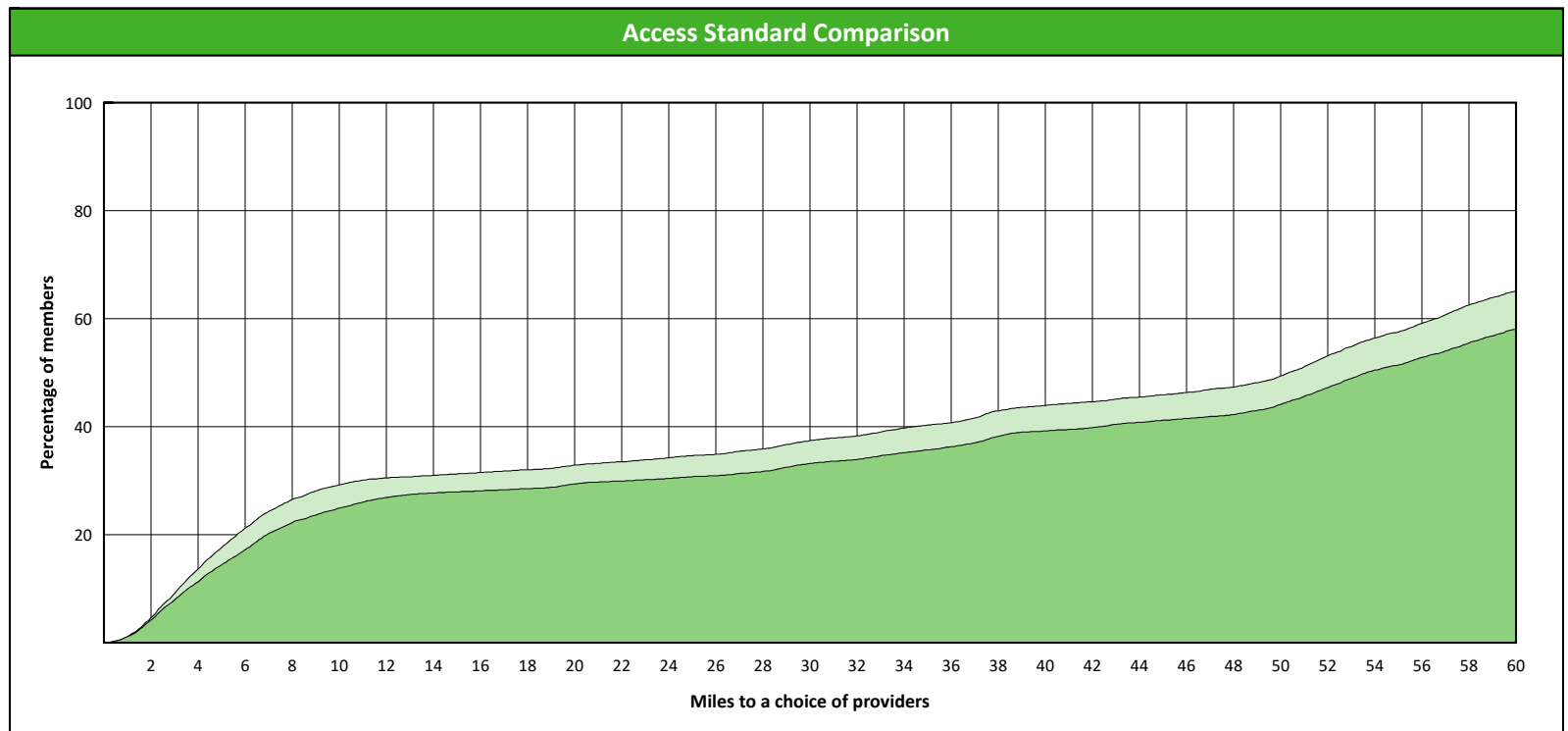
¹ The Access Standard is defined as (DWP Members) members accessing:

1 (DWP Endodontist) provider in 60 miles and 60 minutes



Distances/Times

	Average
Distance/Time to 1st closest provider	48.3 miles 65.0 mins
Distance/Time to 2nd closest provider	57.6 miles 76.9 mins



Access Overview 60 Miles Orthodontist

April 25, 2022

Access Analysis

DWP Network

Member / Provider Groups

DWP Members

DWP Orthodontist

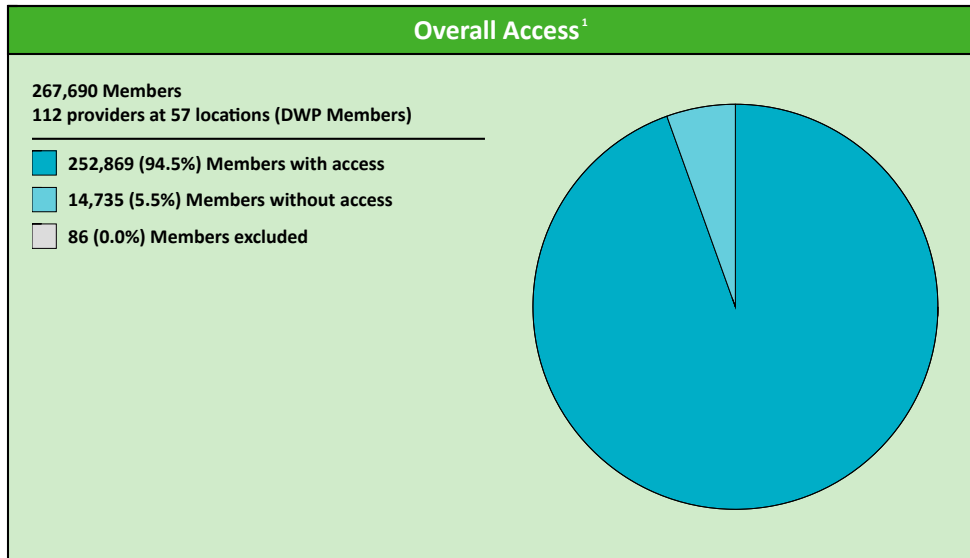
Comparison Graph

Percent of members with access to a choice of providers over miles

- 1st closest
- 2nd closest

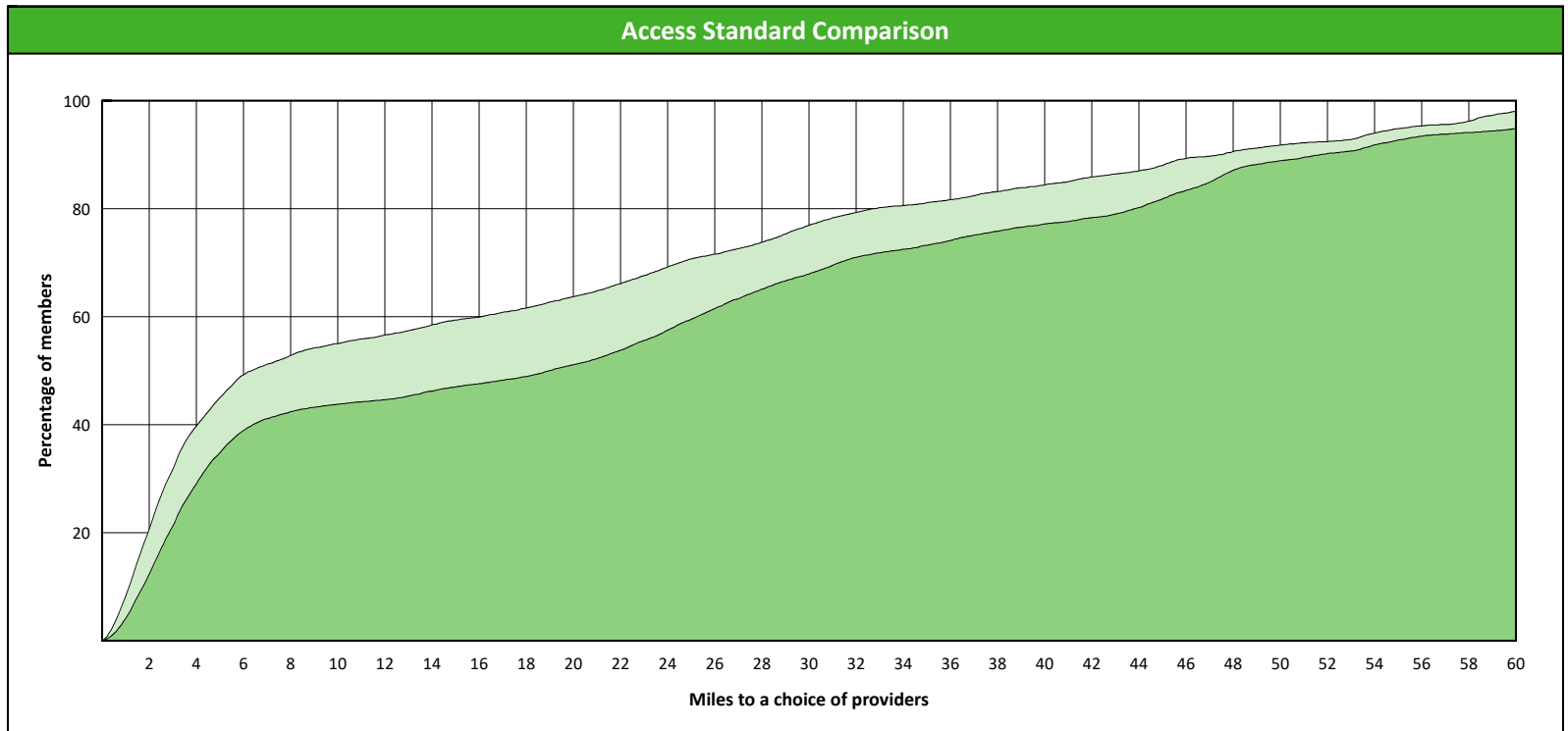
¹ The Access Standard is defined as (DWP Members) members accessing:

1 (DWP Orthodontist) provider in 60 miles and 60 minutes



Distances/Times

	Average
Distance/Time to 1st closest provider	19.0 miles 21.7 mins
Distance/Time to 2nd closest provider	24.1 miles 27.6 mins



Access Overview 60 Miles Periodontist

April 25, 2022

Access Analysis

DWP Network

Member / Provider Groups

DWP Members

DWP Periodontist


Comparison Graph

Percent of members with access to a choice of providers over miles

- 1st closest
- 2nd closest

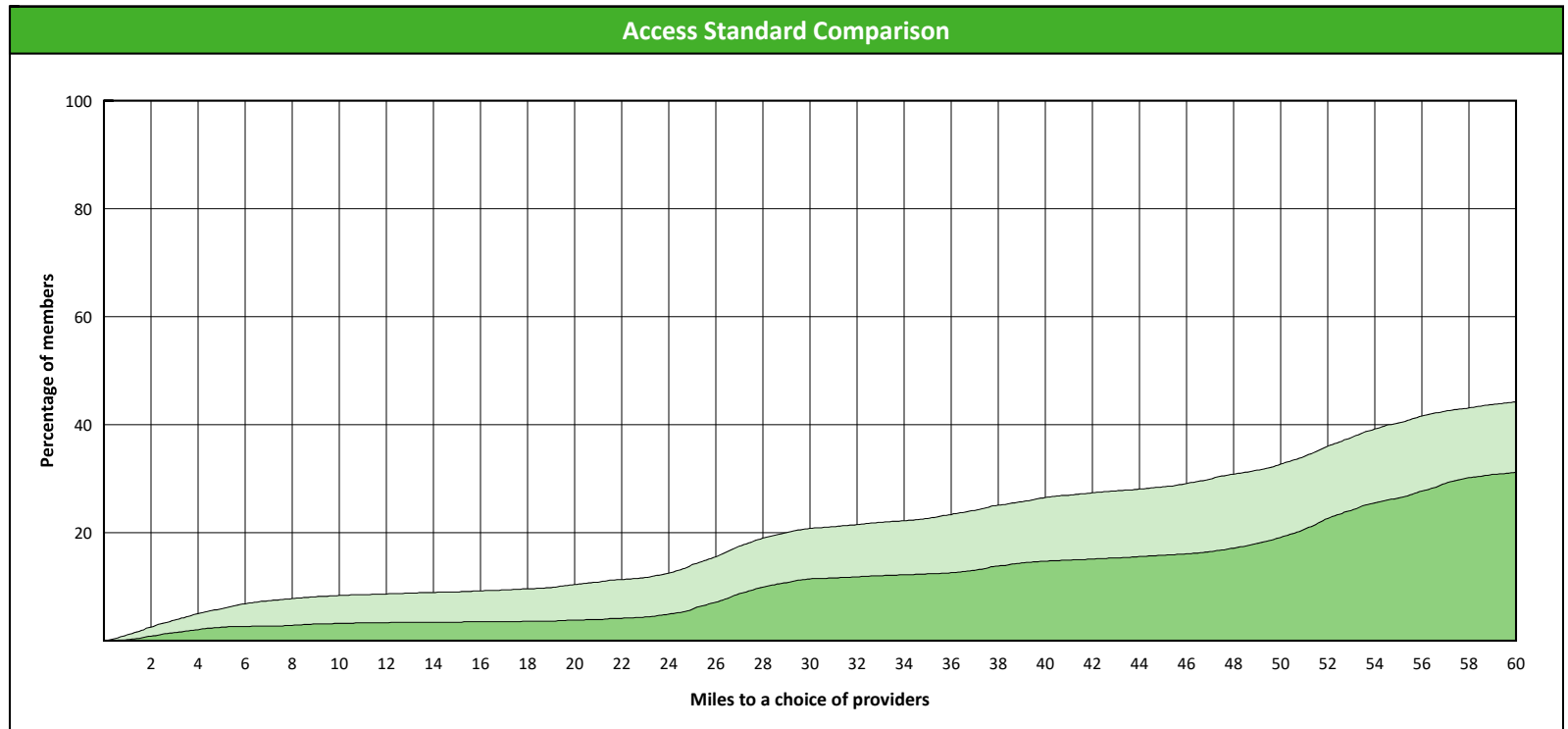
¹ The Access Standard is defined as (DWP Members) members accessing:

1 (DWP Periodontist) provider in 60 miles and 60 minutes



Distances/Times

	Average
Distance/Time to 1st closest provider	59.8 miles 77.5 mins
Distance/Time to 2nd closest provider	70.0 miles 90.3 mins



Access Overview 60 Miles Prosthodontist

April 25, 2022

Access Analysis

DWP Network

Member / Provider Groups

DWP Members


DWP Prosthodontist

Comparison Graph

Percent of members with access to a choice of providers over miles

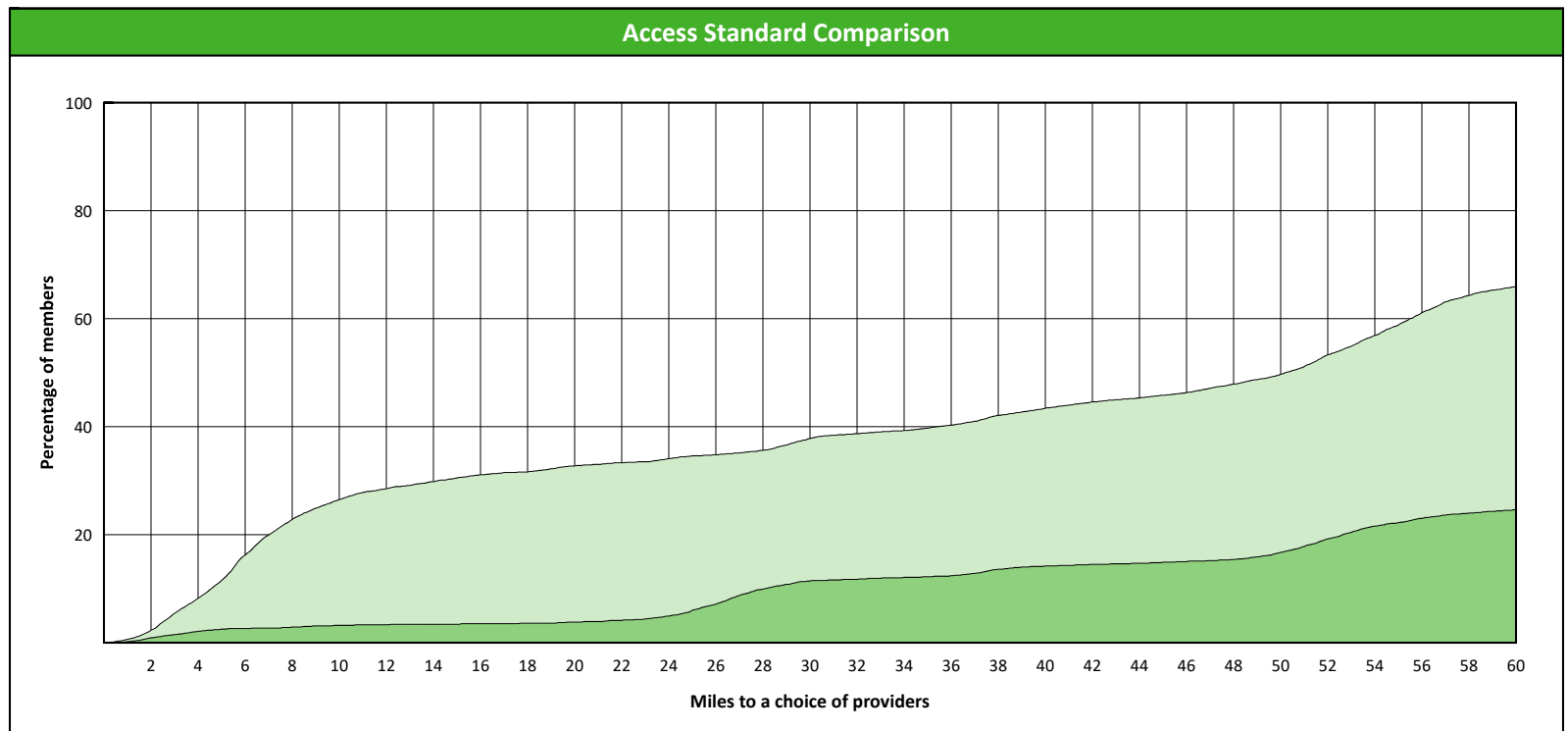
- 1st closest
- 2nd closest

¹ The Access Standard is defined as (DWP Members) members accessing:
1 (DWP Prosthodontist) provider in 60 miles and 60 minutes



Distances/Times

	Average
Distance/Time to 1st closest provider	48.7 miles 64.7 mins
Distance/Time to 2nd closest provider	89.2 miles 120.5 mins



Access Overview 90 Miles All Providers

April 25, 2022

Access Analysis

DWP Network

Member / Provider Groups

DWP Members

DWP All Providers


Comparison Graph

Percent of members with access to a choice of providers over miles

- 1st closest
- 2nd closest

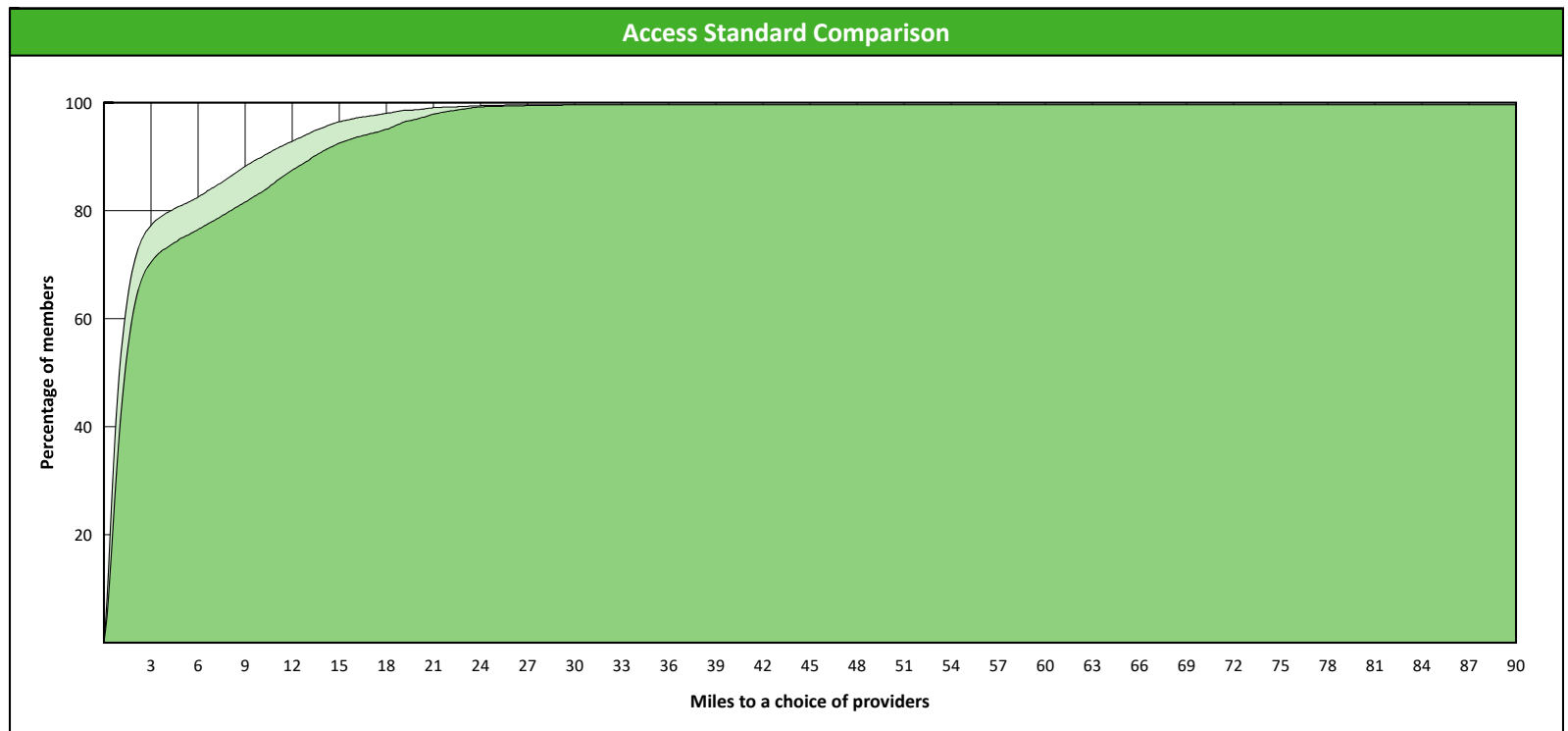
¹ The Access Standard is defined as (DWP Members) members accessing:

1 (DWP All Providers) provider in 90 miles and 90 minutes



Distances/Times

	Average
Distance/Time to 1st closest provider	5.1 miles 6.0 mins
Distance/Time to 2nd closest provider	6.3 miles 7.3 mins



Access Overview 90 Miles General Dentist

April 25, 2022

Access Analysis

DWP Network

Member / Provider Groups

DWP Members

DWP General Dentist


Comparison Graph

Percent of members with access to a choice of providers over miles

- 1st closest
- 2nd closest

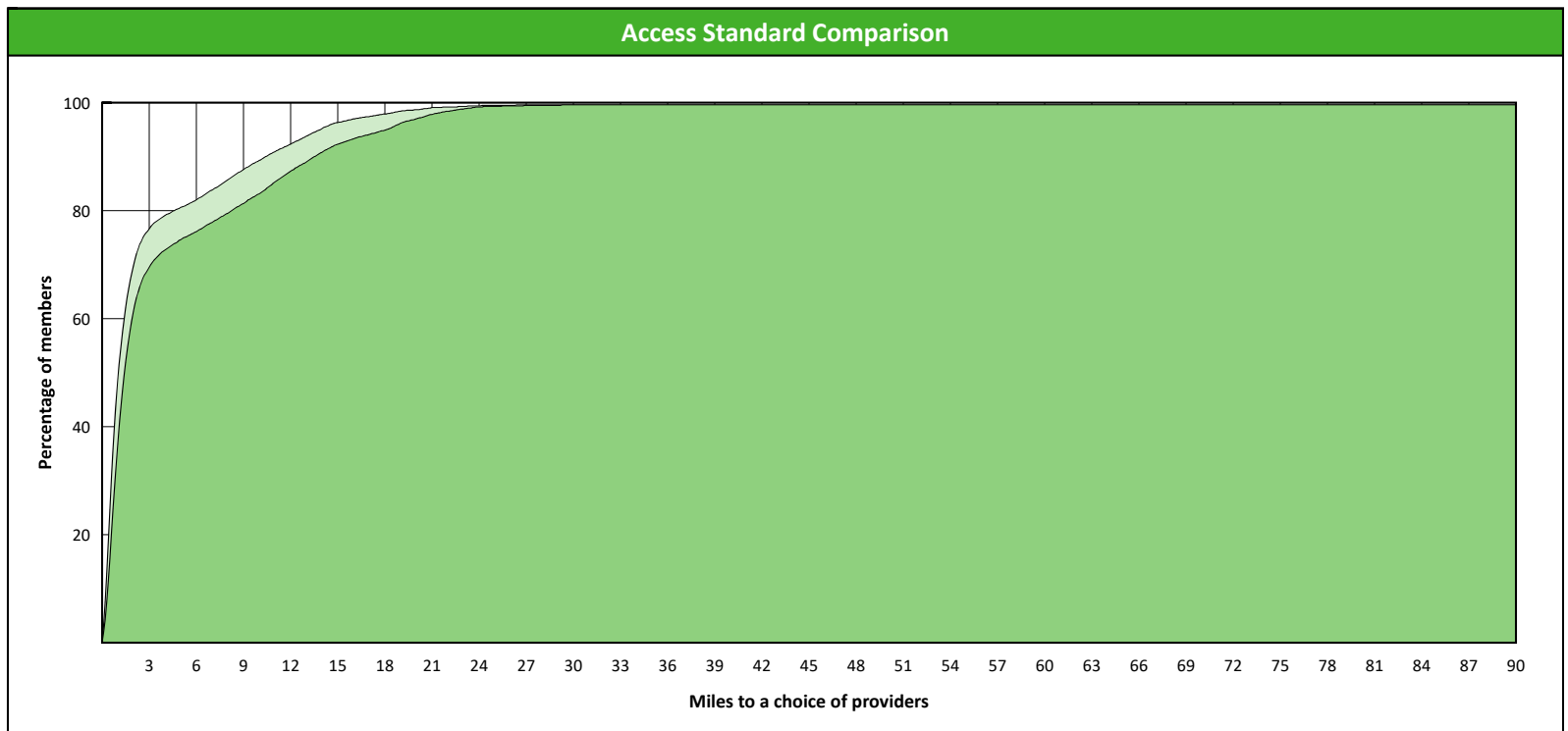
¹ The Access Standard is defined as (DWP Members) members accessing:

1 (DWP General Dentist) provider in 90 miles and 90 minutes



Distances/Times

	Average
Distance/Time to 1st closest provider	5.3 miles 6.1 mins
Distance/Time to 2nd closest provider	6.4 miles 7.4 mins



Access Overview 90 Miles Oral Surgeon

April 25, 2022

Access Analysis

DWP Network

Member / Provider Groups

DWP Members

DWP Oral Surgeon

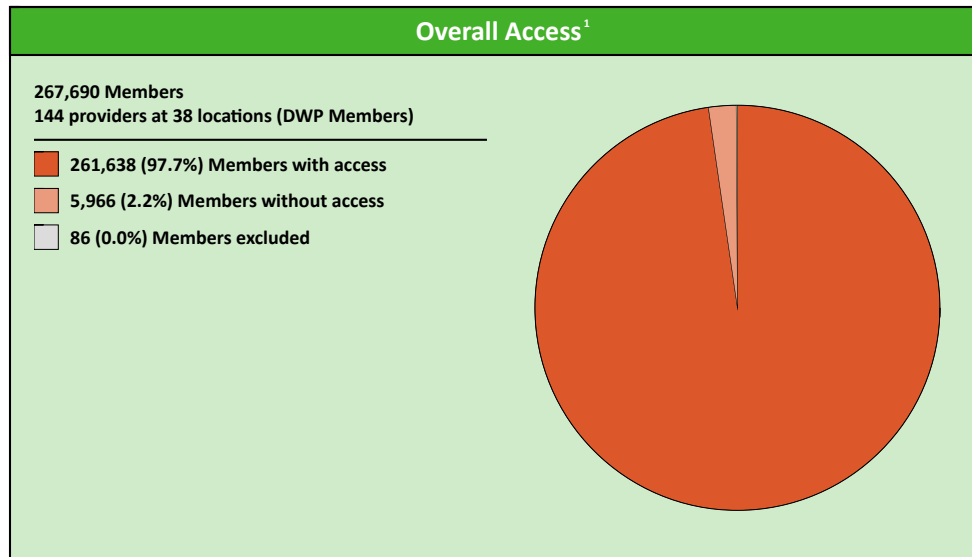
Comparison Graph

Percent of members with access to a choice of providers over miles

- 1st closest
- 2nd closest

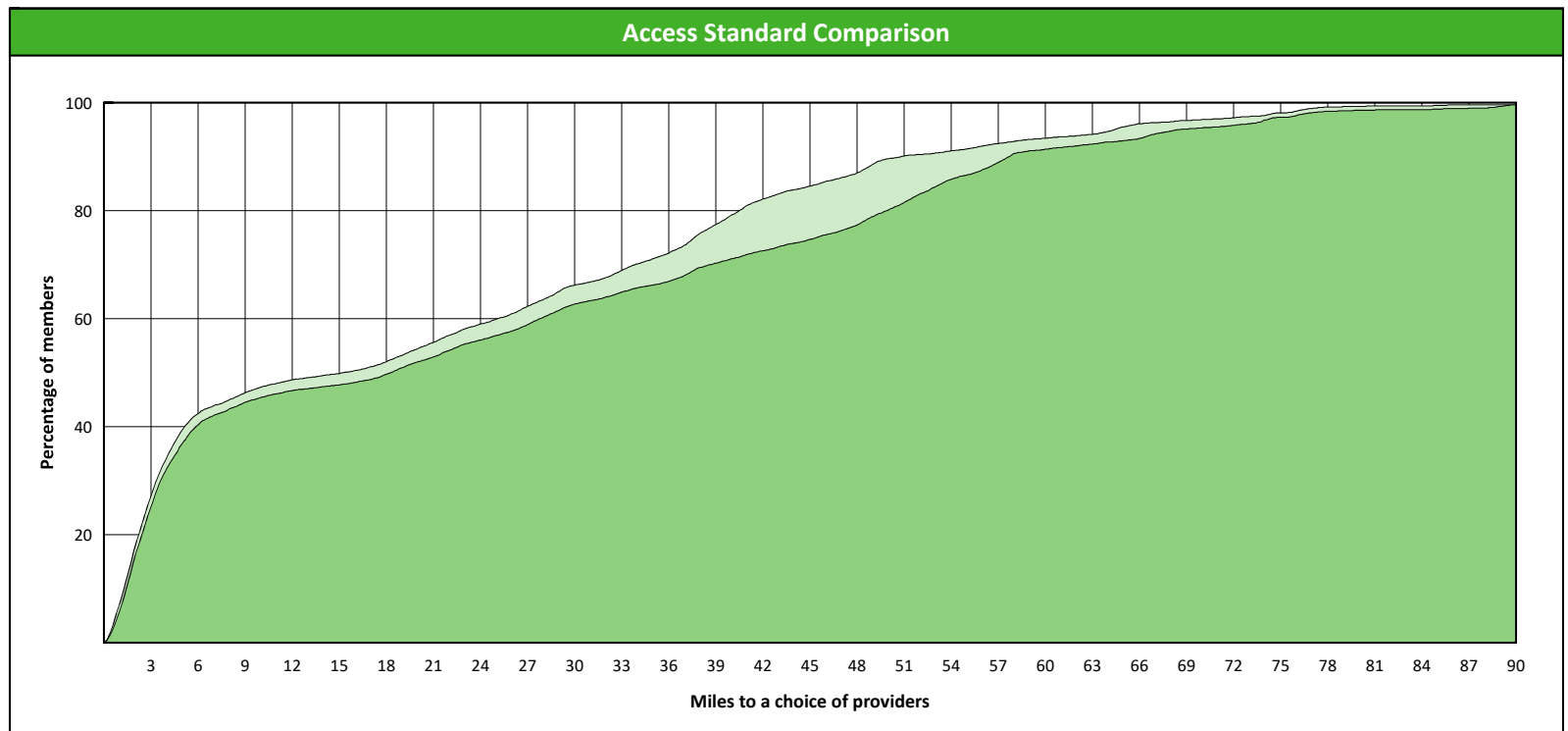
¹ The Access Standard is defined as (DWP Members) members accessing:

1 (DWP Oral Surgeon) provider in 90 miles and 90 minutes



Distances/Times

	Average
Distance/Time to 1st closest provider	23.6 miles 27.9 mins
Distance/Time to 2nd closest provider	26.8 miles 32.9 mins



Access Overview 90 Miles Endodontist

April 25, 2022

Access Analysis

DWP Network

Member / Provider Groups

DWP Members

DWP Endodontist


Comparison Graph

Percent of members with access to a choice of providers over miles

- 1st closest
- 2nd closest

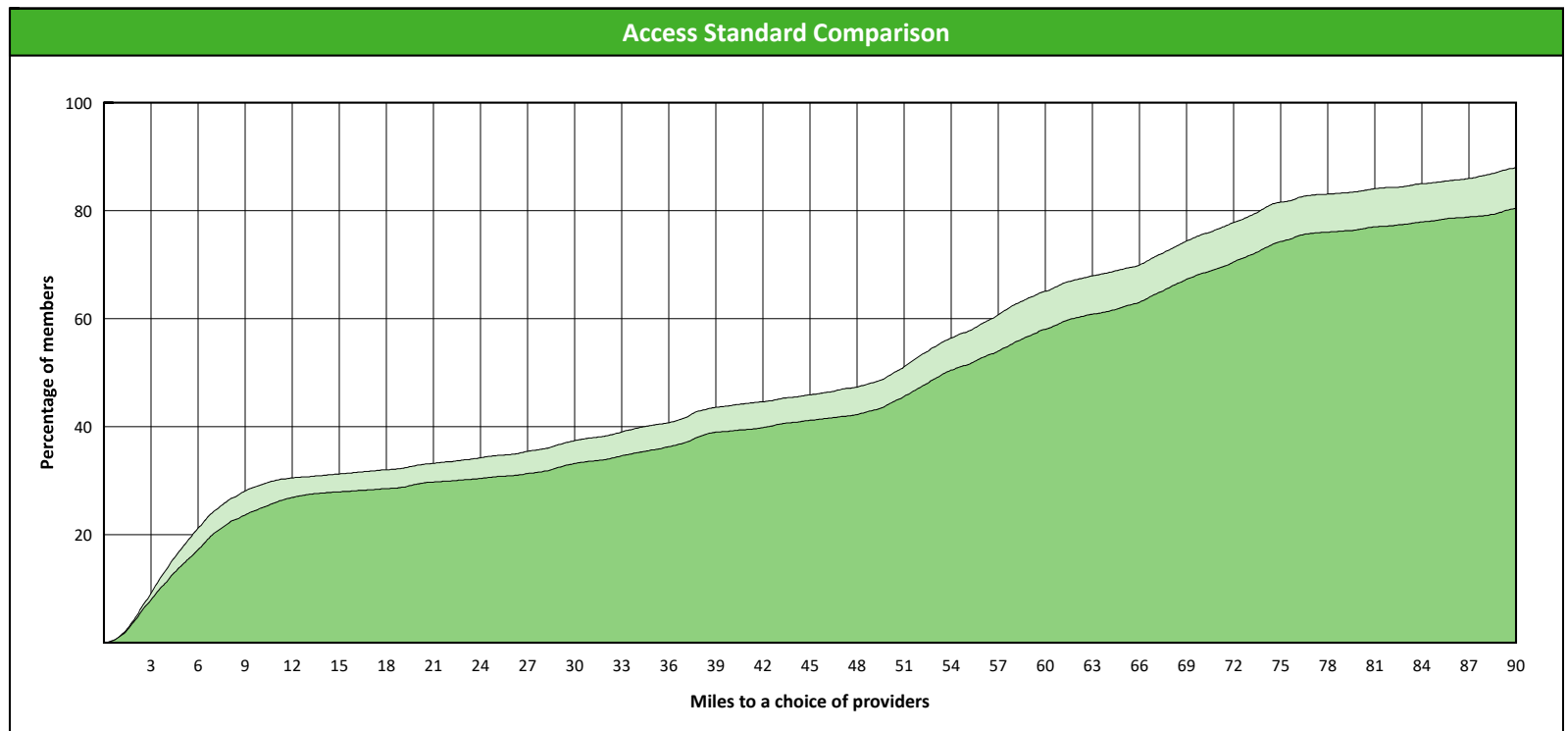
¹ The Access Standard is defined as (DWP Members) members accessing:

1 (DWP Endodontist) provider in 90 miles and 90 minutes



Distances/Times

	Average
Distance/Time to 1st closest provider	48.3 miles 65.0 mins
Distance/Time to 2nd closest provider	57.6 miles 76.9 mins



Access Overview 90 Miles Orthodontist

April 25, 2022

Access Analysis

DWP Network

Member / Provider Groups

DWP Members

DWP Orthodontist

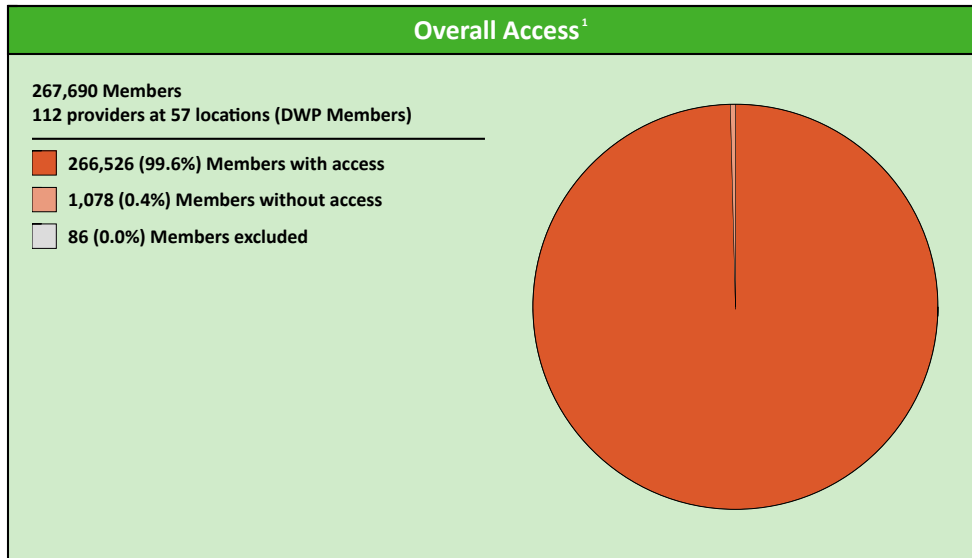
Comparison Graph

Percent of members with access to a choice of providers over miles

- 1st closest
- 2nd closest

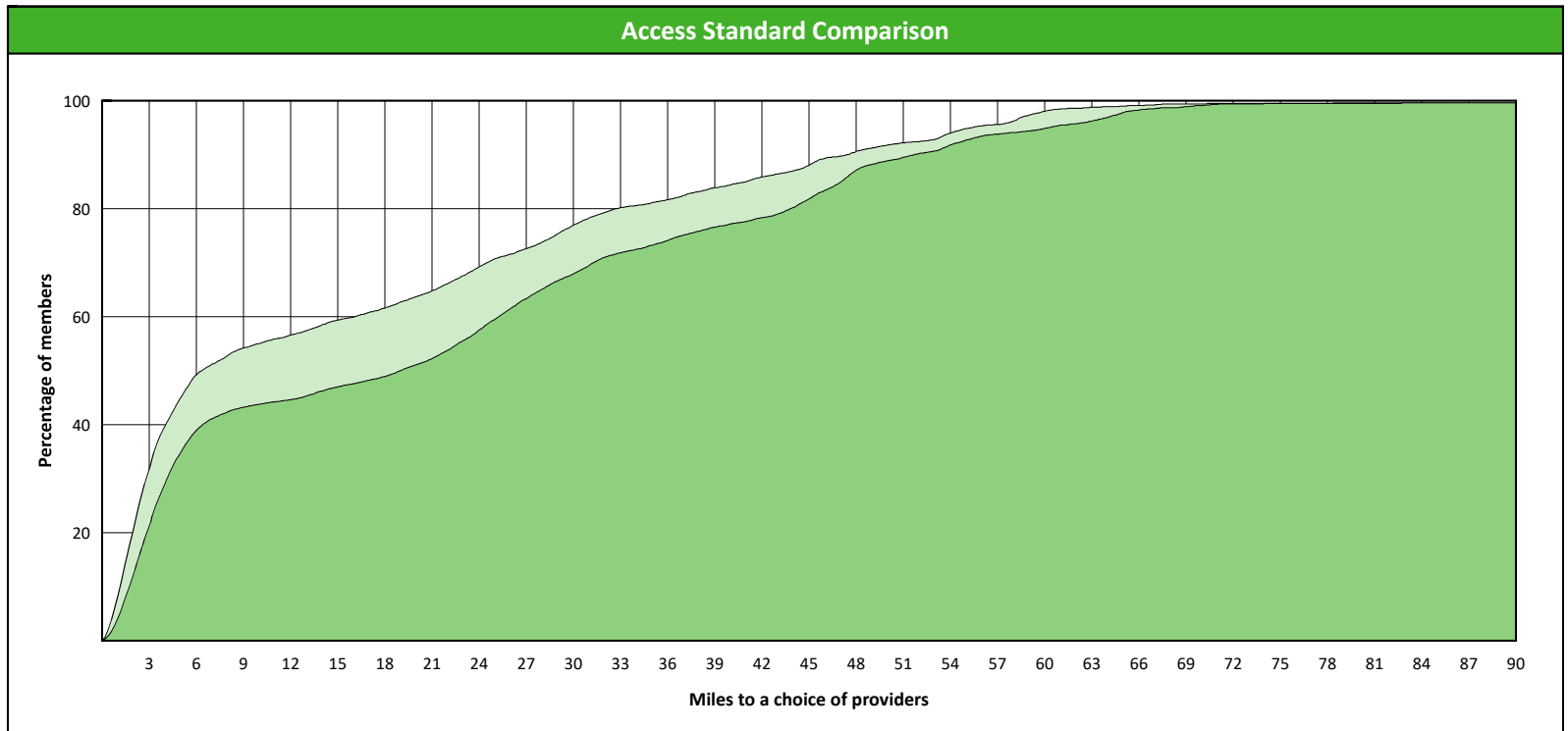
¹ The Access Standard is defined as (DWP Members) members accessing:

1 (DWP Orthodontist) provider in 90 miles and 90 minutes



Distances/Times

		Average
Distance/Time to 1st closest provider		19.0 miles 21.7 mins
Distance/Time to 2nd closest provider		24.1 miles 27.6 mins



Access Overview 90 Miles Periodontist

April 25, 2022

Access Analysis

DWP Network

Member / Provider Groups

DWP Members

DWP Periodontist


Comparison Graph

Percent of members with access to a choice of providers over miles

- 1st closest
- 2nd closest

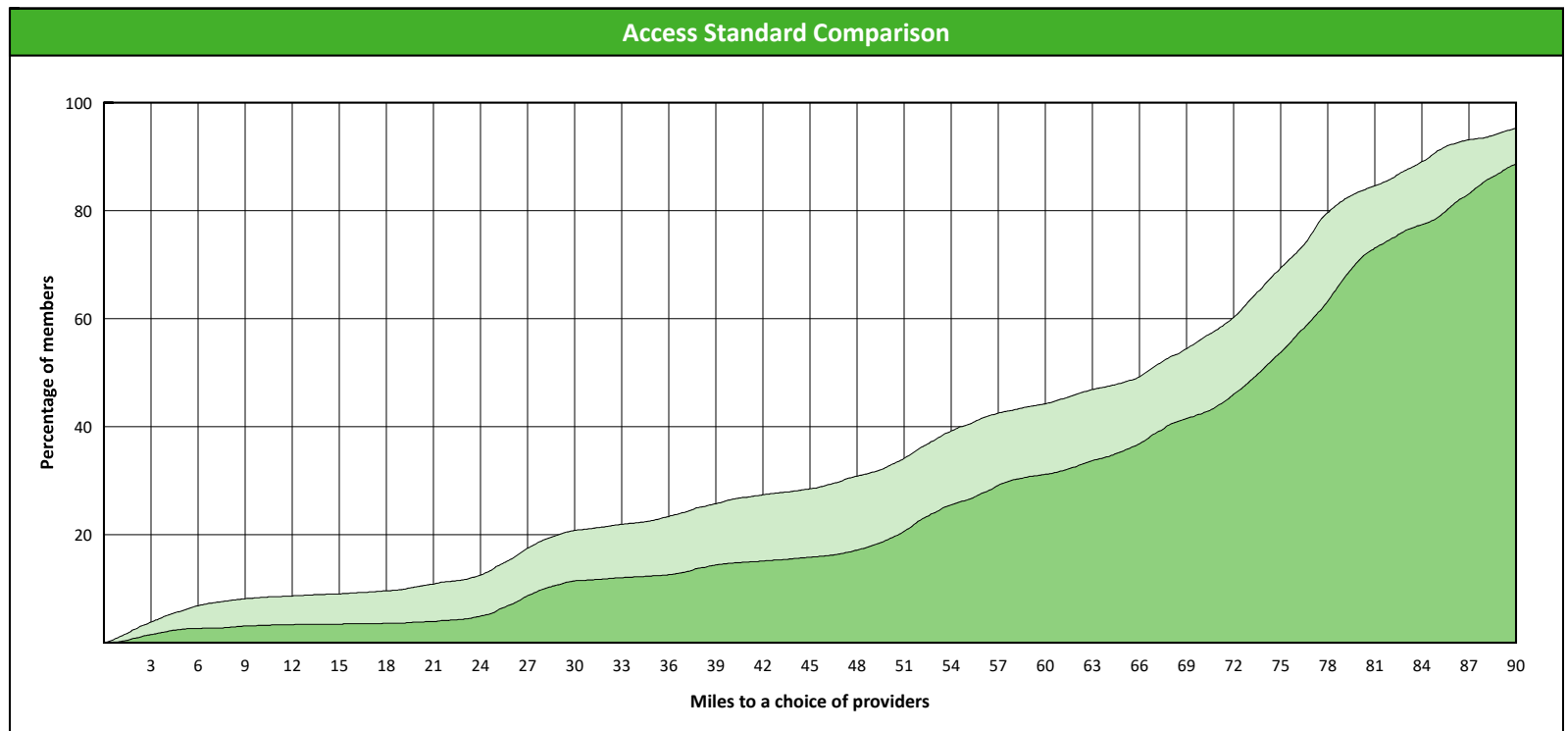
¹ The Access Standard is defined as (DWP Members) members accessing:

1 (DWP Periodontist) provider in 90 miles and 90 minutes



Distances/Times

	Average
Distance/Time to 1st closest provider	59.8 miles 77.5 mins
Distance/Time to 2nd closest provider	70.0 miles 90.3 mins



Access Overview 90 Miles Prosthodontist

April 25, 2022

Access Analysis

DWP Network

Member / Provider Groups

DWP Members

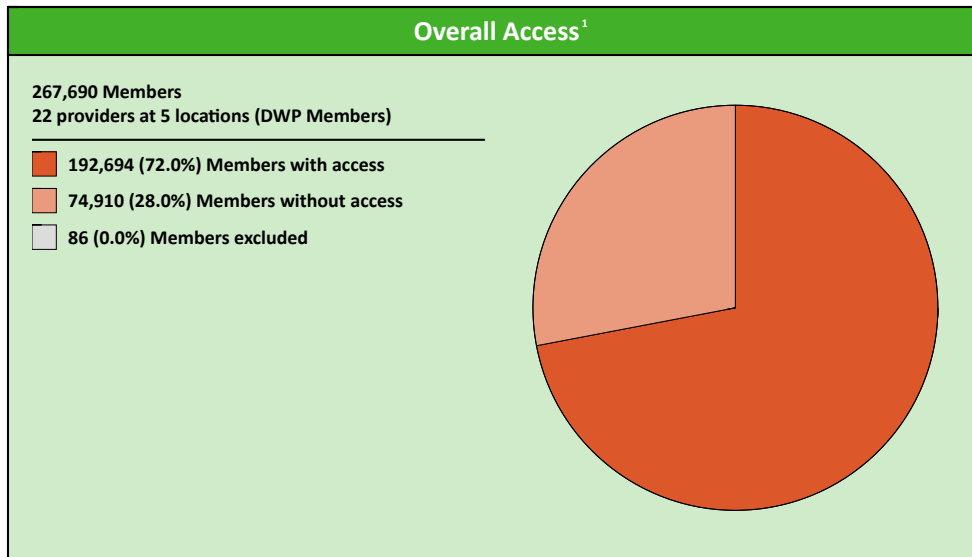
DWP Prosthodontist

Comparison Graph

Percent of members with access to a choice of providers over miles

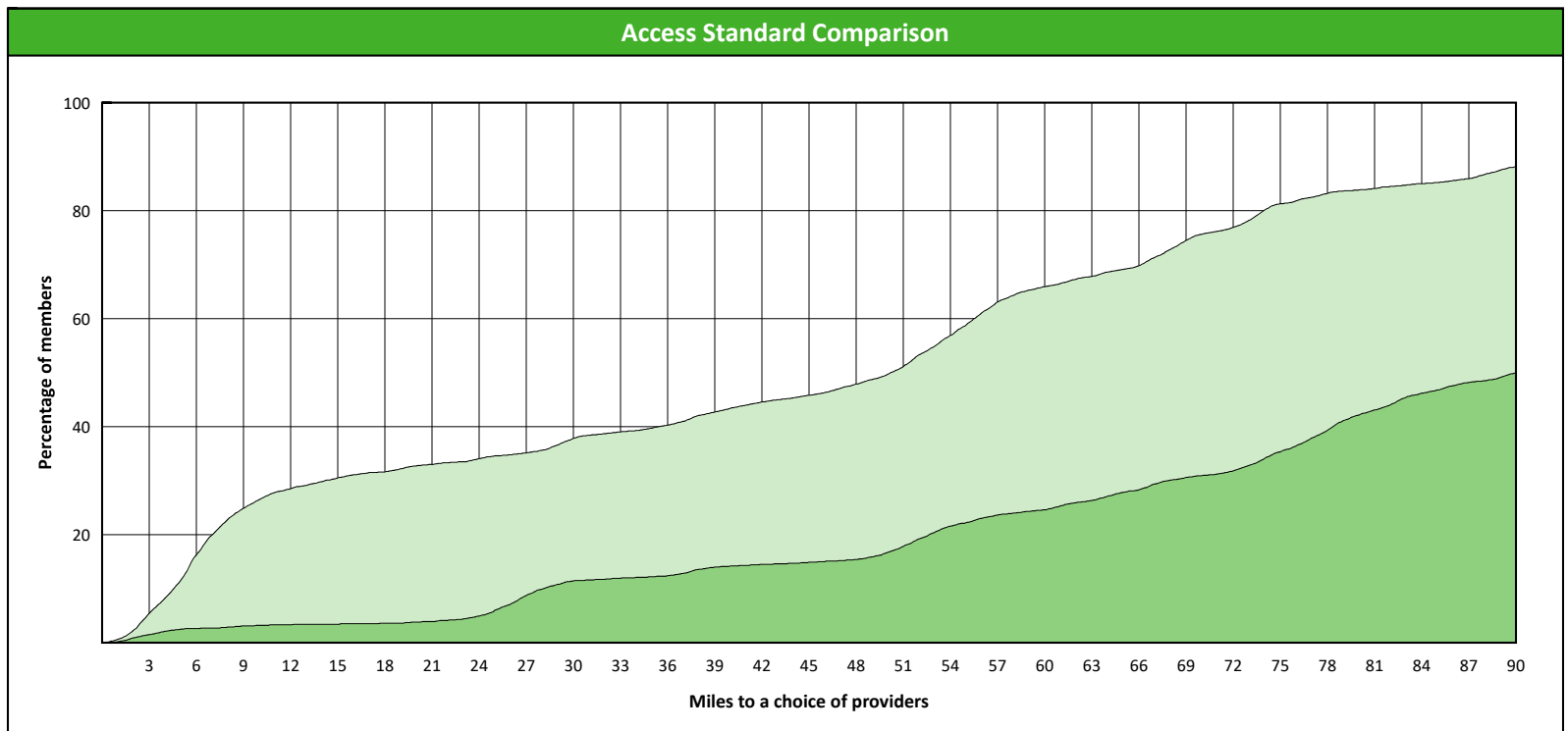
- 1st closest
- 2nd closest

¹ The Access Standard is defined as (DWP Members) members accessing:
1 (DWP Prosthodontist) provider in 90 miles and 90 minutes



Distances/Times

	Average
Distance/Time to 1st closest provider	48.7 miles 64.7 mins
Distance/Time to 2nd closest provider	89.2 miles 120.5 mins



DWP General Dentist Access Map

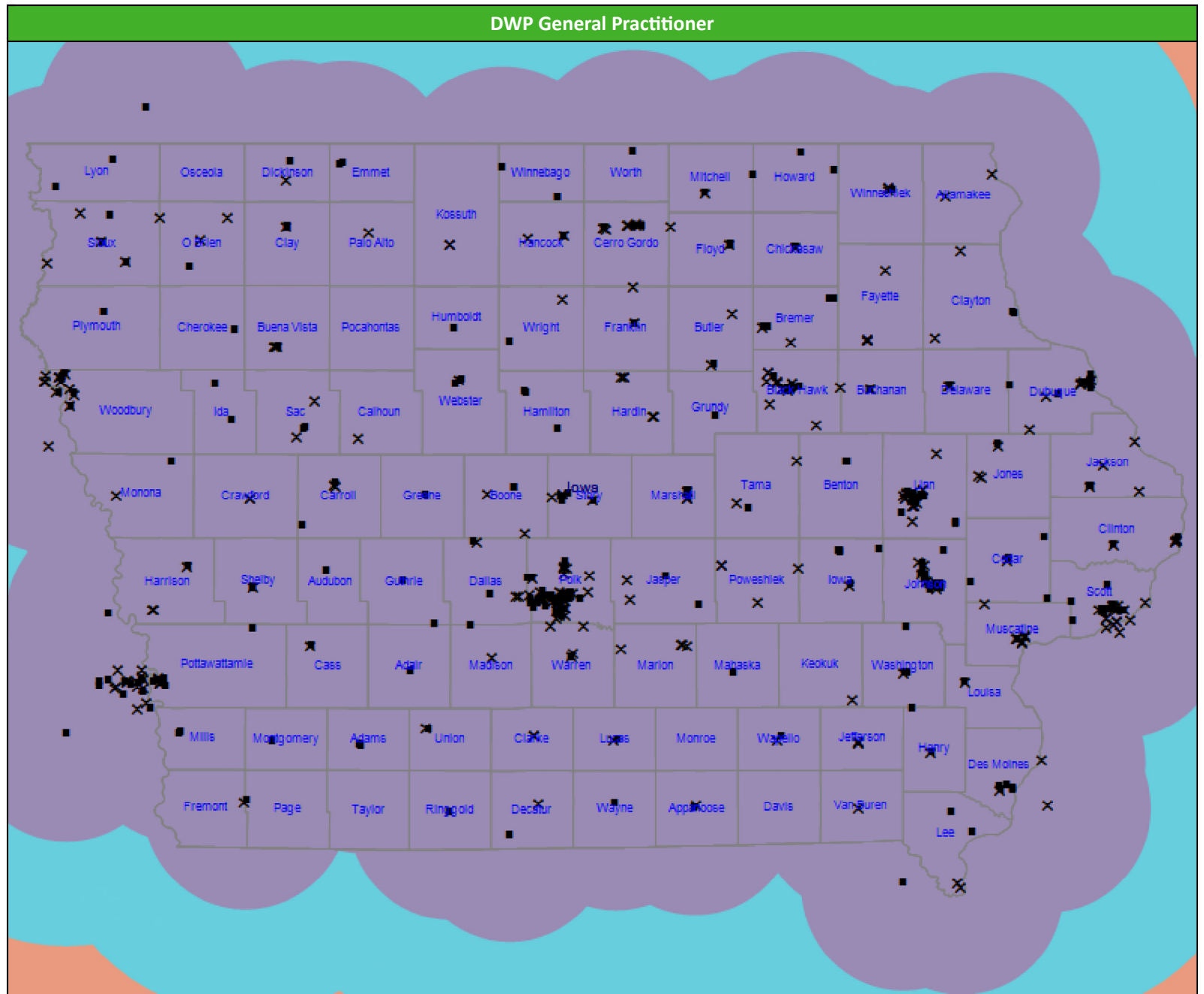
April 25, 2022

DWP General Dentist

1,248 providers at 533 locations

- Single providers (260)
- ✕ Multiple providers (273)
- 30 mile radius
- 60 mile radius
- 90 mile radius

41.42 miles



DWP Oral Surgeon Access Map

April 25, 2022

DWP Oral Surgeon

144 providers at 38 locations

- Single providers (9)
- ✕ Multiple providers (29)
- 30 mile radius
- 60 mile radius
- 90 mile radius

41.42 miles



DWP Endodontist Access Map

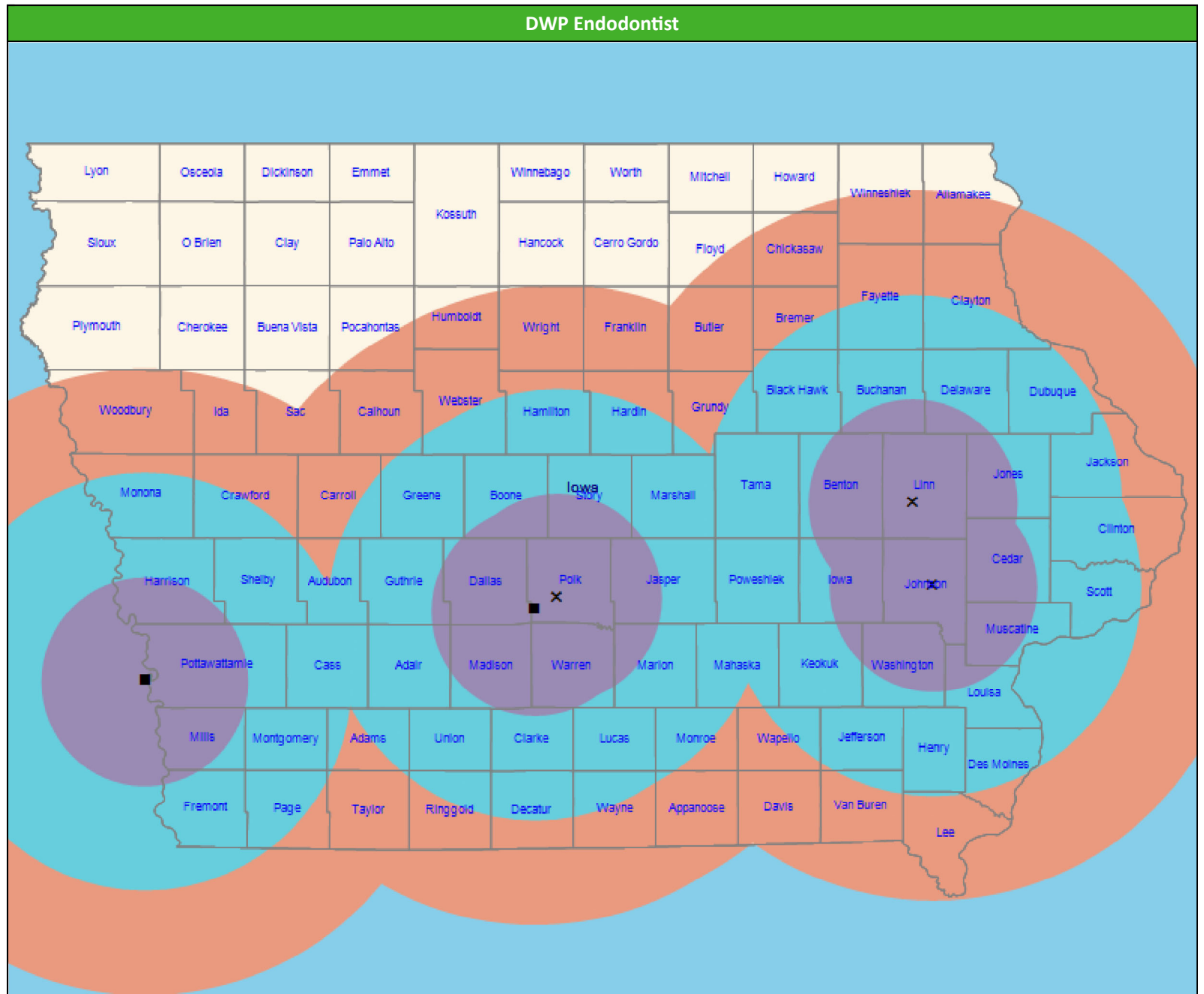
April 25, 2022

DWP Endodontist

11 providers at 5 locations

- Single providers (2)
- ✕ Multiple providers (3)
- 30 mile radius
- 60 mile radius
- 90 mile radius

41.42 miles



DWP Periodontist Access Map

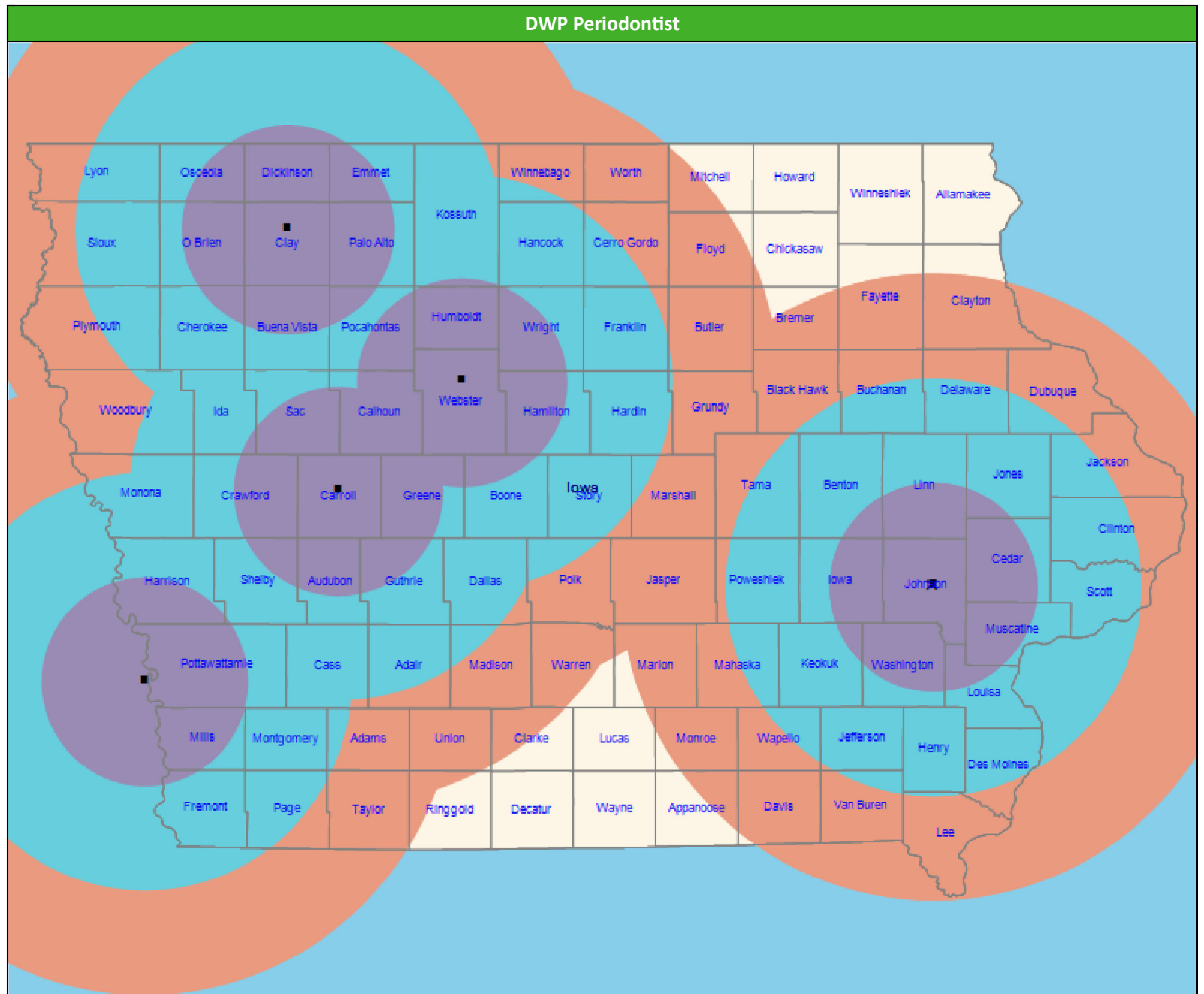
April 25, 2022

DWP Periodontist

14 providers at 6 locations

- Single providers (5)
- ✕ Multiple providers (1)
- 30 mile radius
- 60 mile radius
- 90 mile radius

41.42 miles



DWP Prosthodontist Access Map

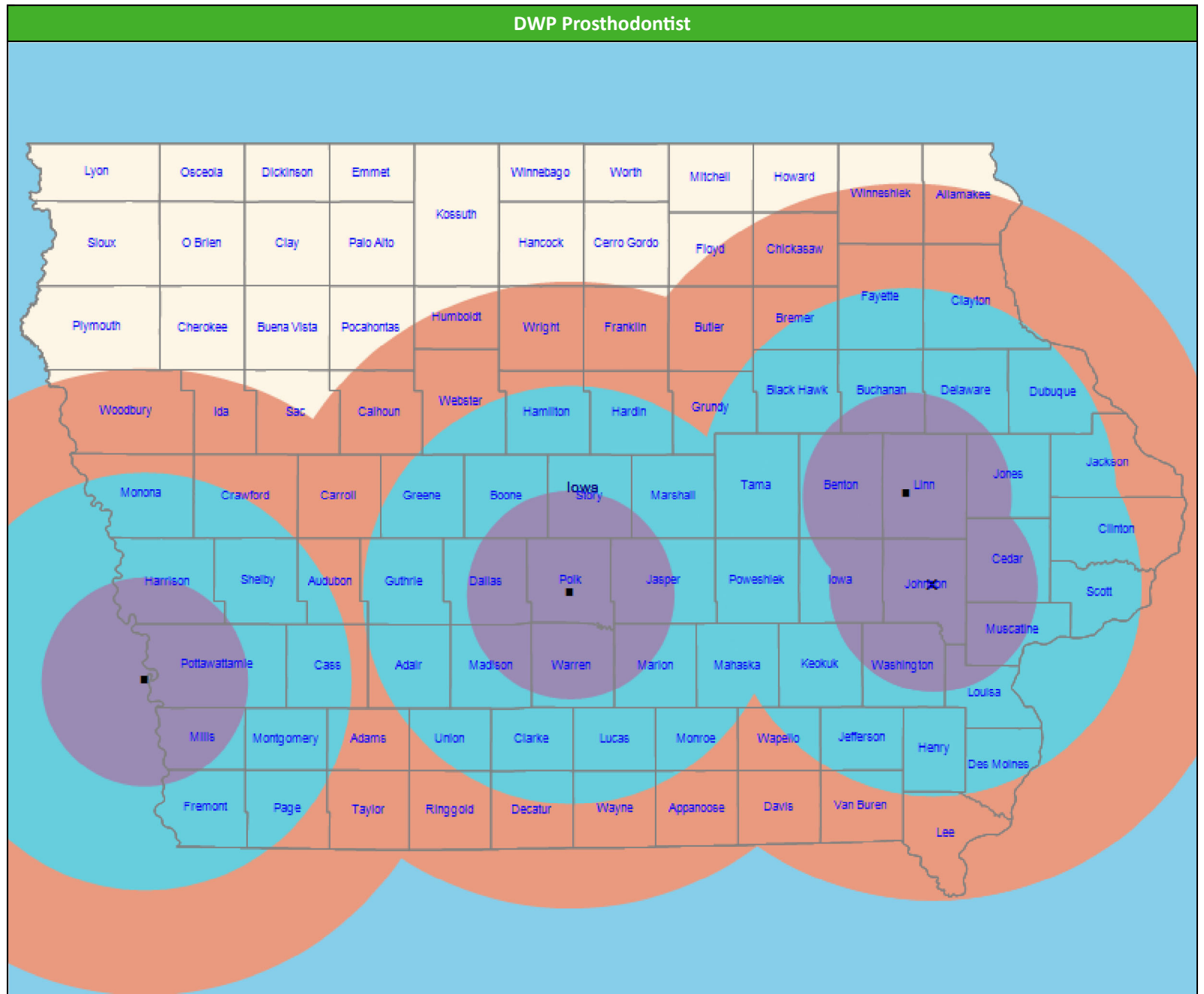
April 25, 2022

DWP Prosthodontist

22 providers at 5 locations

- Single providers (3)
- × Multiple providers (2)
- 30 mile radius
- 60 mile radius
- 90 mile radius

41.42 miles



DWP Orthodontist Access Map

April 25, 2022

DWP Orthodontist

112 providers at 57 locations

- Single providers (32)
- ✕ Multiple providers (25)
- 30 mile radius
- 60 mile radius
- 90 mile radius

41.42 miles



Access Summary By State

April 25, 2022

Access Analysis

DWP Network

Member Group

DWP Members

Provider Group

- DWP All Providers
- DWP General Dentist
- DWP Oral Surgeon
- DWP Endodontist
- DWP Orthodontist
- DWP Periodontist
- DWP Prosthodontist

¹ Provider counts represent:

- P: Unique providers
- L: Unique provider locations

** These records have been excluded from the analysis because of invalid zip codes.

All Members												
Member		Provider		With Access		Without Access		Counts ¹		Average Distance		Average Time
Group	#	Group	Standard	#	%	#	%	P	L	1	2	1
DWP Members	267,604	DWP All Providers	1 in 30 miles and 3...	266,431	99.6	1,173	0.4	1,551	602	5.1	6.3	6.0
		DWP General De...	1 in 30 miles and 3...	266,415	99.6	1,189	0.4	1,248	533	5.3	6.4	6.1
		DWP General De...	1 in 60 miles and 6...	266,574	99.6	1,030	0.4	1,248	533	5.3	6.4	6.1
		DWP General De...	1 in 90 miles and 9...	266,613	99.6	991	0.4	1,248	533	5.3	6.4	6.1
		DWP Oral Surgeon	1 in 30 miles and 3...	166,056	62.1	101,548	37.9	144	38	23.6	26.8	27.9
		DWP Oral Surgeon	1 in 60 miles and 6...	240,631	89.9	26,973	10.1	144	38	23.6	26.8	27.9
		DWP Oral Surgeon	1 in 90 miles and 9...	261,638	97.8	5,966	2.2	144	38	23.6	26.8	27.9
		DWP Endodontist	1 in 30 miles and 3...	90,782	33.9	176,822	66.1	11	5	48.3	57.6	65.0
		DWP Endodontist	1 in 60 miles and 6...	124,485	46.5	143,119	53.5	11	5	48.3	57.6	65.0
		DWP Endodontist	1 in 90 miles and 9...	192,832	72.1	74,772	27.9	11	5	48.3	57.6	65.0
		DWP Orthodontist	1 in 30 miles and 3...	195,382	73.0	72,222	27.0	112	57	19.0	24.1	21.7
		DWP Orthodontist	1 in 60 miles and 6...	252,869	94.5	14,735	5.5	112	57	19.0	24.1	21.7
		DWP Orthodontist	1 in 90 miles and 9...	266,526	99.6	1,078	0.4	112	57	19.0	24.1	21.7
		DWP Periodontist	1 in 30 miles and 3...	33,430	12.5	234,174	87.5	14	6	59.8	70.0	77.5
		DWP Periodontist	1 in 60 miles and 6...	85,285	31.9	182,319	68.1	14	6	59.8	70.0	77.5
		DWP Periodontist	1 in 90 miles and 9...	162,980	60.9	104,624	39.1	14	6	59.8	70.0	77.5
		DWP Prosthodo...	1 in 30 miles and 3...	91,151	34.1	176,453	65.9	22	5	48.7	89.2	64.7
		DWP Prosthodo...	1 in 60 miles and 6...	126,982	47.5	140,622	52.5	22	5	48.7	89.2	64.7
		DWP Prosthodo...	1 in 90 miles and 9...	192,694	72.0	74,910	28.0	22	5	48.7	89.2	64.7

Key Geographic Areas										
State Name	Member	Provider		With Access		Without Access		Average Distance		Average Time
	#	Group	Standard	#	%	#	%	1	2	1
Iowa	265,931	DWP All Providers	1 in 30 miles and 30 mins	265,901	99.9	30	0.1	2.9	4.1	3.3
		DWP General Dentist	1 in 30 miles and 30 mins	265,901	99.9	30	0.1	3.0	4.2	3.4
		DWP General Dentist	1 in 60 miles and 60 mins	265,931	100.0	0	0.0	3.0	4.2	3.4
		DWP General Dentist	1 in 90 miles and 90 mins	265,931	100.0	0	0.0	3.0	4.2	3.4
		DWP Oral Surgeon	1 in 30 miles and 30 mins	165,768	62.3	100,163	37.7	21.4	24.4	25.1
		DWP Oral Surgeon	1 in 60 miles and 60 mins	240,145	90.3	25,786	9.7	21.4	24.4	25.1
		DWP Oral Surgeon	1 in 90 miles and 90 mins	261,027	98.2	4,904	1.8	21.4	24.4	25.1
		DWP Endodontist	1 in 30 miles and 30 mins	90,619	34.1	175,312	65.9	45.9	55.0	61.5
		DWP Endodontist	1 in 60 miles and 60 mins	124,298	46.7	141,633	53.3	45.9	55.0	61.5
		DWP Endodontist	1 in 90 miles and 90 mins	192,536	72.4	73,395	27.6	45.9	55.0	61.5
		DWP Orthodontist	1 in 30 miles and 30 mins	195,013	73.3	70,918	26.7	16.8	21.8	18.9
		DWP Orthodontist	1 in 60 miles and 60 mins	252,373	94.9	13,558	5.1	16.8	21.8	18.9
		DWP Orthodontist	1 in 90 miles and 90 mins	265,919	99.9	12	0.1	16.8	21.8	18.9
		DWP Periodontist	1 in 30 miles and 30 mins	33,266	12.5	232,665	87.5	57.5	67.6	74.4
DWP Periodontist	1 in 60 miles and 60 mins	85,092	32.0	180,839	68.0	57.5	67.6	74.4		
DWP Periodontist	1 in 90 miles and 90 mins	162,684	61.2	103,247	38.8	57.5	67.6	74.4		

Access Summary By City

April 25, 2022

Access Analysis

DWP Network

Member Group

DWP Members

Provider Group

- DWP All Providers
- DWP General Dentist
- DWP Oral Surgeon
- DWP Endodontist
- DWP Orthodontist
- DWP Periodontist
- DWP Prosthodontist

¹ Provider counts represent:

P: Unique providers

L: Unique provider locations

** These records have been excluded from the analysis because of invalid zip codes.

All Members												
Member		Provider		With Access		Without Access		Counts ¹		Average Distance		Average Time
Group	#	Group	Standard	#	%	#	%	P	L	1	2	1
DWP Members	267,604	DWP All Providers	1 in 30 miles and 3...	266,431	99.6	1,173	0.4	1,551	602	5.1	6.3	6.0
		DWP General De...	1 in 30 miles and 3...	266,415	99.6	1,189	0.4	1,248	533	5.3	6.4	6.1
		DWP General De...	1 in 60 miles and 6...	266,574	99.6	1,030	0.4	1,248	533	5.3	6.4	6.1
		DWP General De...	1 in 90 miles and 9...	266,613	99.6	991	0.4	1,248	533	5.3	6.4	6.1
		DWP Oral Surgeon	1 in 30 miles and 3...	166,056	62.1	101,548	37.9	144	38	23.6	26.8	27.9
		DWP Oral Surgeon	1 in 60 miles and 6...	240,631	89.9	26,973	10.1	144	38	23.6	26.8	27.9
		DWP Oral Surgeon	1 in 90 miles and 9...	261,638	97.8	5,966	2.2	144	38	23.6	26.8	27.9
		DWP Endodontist	1 in 30 miles and 3...	90,782	33.9	176,822	66.1	11	5	48.3	57.6	65.0
		DWP Endodontist	1 in 60 miles and 6...	124,485	46.5	143,119	53.5	11	5	48.3	57.6	65.0
		DWP Endodontist	1 in 90 miles and 9...	192,832	72.1	74,772	27.9	11	5	48.3	57.6	65.0
		DWP Orthodontist	1 in 30 miles and 3...	195,382	73.0	72,222	27.0	112	57	19.0	24.1	21.7
		DWP Orthodontist	1 in 60 miles and 6...	252,869	94.5	14,735	5.5	112	57	19.0	24.1	21.7
		DWP Orthodontist	1 in 90 miles and 9...	266,526	99.6	1,078	0.4	112	57	19.0	24.1	21.7
		DWP Periodontist	1 in 30 miles and 3...	33,430	12.5	234,174	87.5	14	6	59.8	70.0	77.5
		DWP Periodontist	1 in 60 miles and 6...	85,285	31.9	182,319	68.1	14	6	59.8	70.0	77.5
		DWP Periodontist	1 in 90 miles and 9...	162,980	60.9	104,624	39.1	14	6	59.8	70.0	77.5
		DWP Prosthodo...	1 in 30 miles and 3...	91,151	34.1	176,453	65.9	22	5	48.7	89.2	64.7
		DWP Prosthodo...	1 in 60 miles and 6...	126,982	47.5	140,622	52.5	22	5	48.7	89.2	64.7
		DWP Prosthodo...	1 in 90 miles and 9...	192,694	72.0	74,910	28.0	22	5	48.7	89.2	64.7

Key Geographic Areas										
City	Member	Provider		With Access		Without Access		Average Distance		Average Time
	#	Group	Standard	#	%	#	%	1	2	1
Des Moines, IA	29,237	DWP All Providers	1 in 30 miles and 30 mins	29,237	100.0	0	0.0	0.8	1.0	1.2
		DWP General Dentist	1 in 30 miles and 30 mins	29,237	100.0	0	0.0	0.8	1.0	1.3
		DWP General Dentist	1 in 60 miles and 60 mins	29,237	100.0	0	0.0	0.8	1.0	1.3
		DWP General Dentist	1 in 90 miles and 90 mins	29,237	100.0	0	0.0	0.8	1.0	1.3
		DWP Oral Surgeon	1 in 30 miles and 30 mins	29,227	99.9	10	0.1	3.1	3.1	4.5
		DWP Oral Surgeon	1 in 60 miles and 60 mins	29,234	99.9	3	0.1	3.1	3.1	4.5
		DWP Oral Surgeon	1 in 90 miles and 90 mins	29,236	99.9	1	0.1	3.1	3.1	4.5
		DWP Endodontist	1 in 30 miles and 30 mins	29,224	99.9	13	0.1	4.2	4.2	7.3
		DWP Endodontist	1 in 60 miles and 60 mins	29,227	99.9	10	0.1	4.2	4.2	7.3
		DWP Endodontist	1 in 90 miles and 90 mins	29,232	99.9	5	0.1	4.2	4.2	7.3
		DWP Orthodontist	1 in 30 miles and 30 mins	29,231	99.9	6	0.1	3.0	3.6	4.6
		DWP Orthodontist	1 in 60 miles and 60 mins	29,235	99.9	2	0.1	3.0	3.6	4.6
		DWP Orthodontist	1 in 90 miles and 90 mins	29,237	100.0	0	0.0	3.0	3.6	4.6
		DWP Periodontist	1 in 30 miles and 30 mins	2	0.1	29,235	99.9	74.1	77.1	96.5
		DWP Periodontist	1 in 60 miles and 60 mins	3	0.1	29,234	99.9	74.1	77.1	96.5
		DWP Periodontist	1 in 90 miles and 90 mins	8,463	28.9	20,774	71.1	74.1	77.1	96.5