

# ***Network Access Analysis***

***DWP Kids  
Delta Dental of Iowa***

---

SFY22 Q3

# Contents

## Report Contents

Access Overview 30 Miles . . . . .	3
<i>DWP Kids Members: DWP Kids All Providers, DWP Kids Members: DWP Kids General Dentist, DWP Kids Members: DWP Kids Oral Surgeon, DWP Kids Members: DWP Kids Endodontist, DWP Kids Members: DWP Kids Orthodontist, DWP Kids Members: DWP Kids Periodontist, DWP Kids Members: DWP Kids Prosthodontist</i>	
Access Overview 60 Miles . . . . .	10
<i>DWP Kids Members: DWP Kids All Providers, DWP Kids Members: DWP Kids General Dentist, DWP Kids Members: DWP Kids Oral Surgeon, DWP Kids Members: DWP Kids Endodontist, DWP Kids Members: DWP Kids Orthodontist, DWP Kids Members: DWP Kids Periodontist, DWP Kids Members: DWP Kids Prosthodontist</i>	
Access Overview 90 Miles . . . . .	17
<i>DWP Kids Members: DWP Kids All Providers, DWP Kids Members: DWP Kids General Dentist, DWP Kids Members: DWP Kids Oral Surgeon, DWP Kids Members: DWP Kids Endodontist, DWP Kids Members: DWP Kids Orthodontist, DWP Kids Members: DWP Kids Periodontist, DWP Kids Members: DWP Kids Prosthodontist</i>	
DWP Kids General Dentist Access Map . . . . .	24
DWP Kids Oral Surgeon Access Map . . . . .	25
DWP Kids Endodontist Access Map . . . . .	26
DWP Kids Periodontist Access Map . . . . .	27
DWP Kids Prosthodontist Access Map . . . . .	28
DWP Kids Orthodontist Access Map . . . . .	29
Access Summary By State . . . . .	30
<i>DWP Kids Members: DWP Kids General Dentist, DWP Kids Members: DWP Kids General Dentist, DWP Kids Members: DWP Kids General Dentist, DWP Kids Members: DWP Kids Oral Surgeon, DWP Kids Members: DWP Kids Oral Surgeon, DWP Kids Members: DWP Kids Oral Surgeon, DWP Kids Members: DWP Kids Endodontist, DWP Kids Members: DWP Kids Endodontist, DWP Kids Members: DWP Kids Endodontist, DWP Kids Members: DWP Kids Periodontist, DWP Kids Members: DWP Kids Periodontist, DWP Kids Members: DWP Kids Periodontist, DWP Kids Members: DWP Kids Prosthodontist, DWP Kids Members: DWP Kids Prosthodontist, DWP Kids Members: DWP Kids Prosthodontist, DWP Kids Members: DWP Kids Orthodontist, DWP Kids Members: DWP Kids Orthodontist, DWP Kids Members: DWP Kids Orthodontist, DWP Kids Members: DWP Kids All Providers</i>	
Access Summary By City . . . . .	31
<i>DWP Kids Members: DWP Kids General Dentist, DWP Kids Members: DWP Kids General Dentist, DWP Kids Members: DWP Kids General Dentist, DWP Kids Members: DWP Kids Oral Surgeon, DWP Kids Members: DWP Kids Oral Surgeon, DWP Kids Members: DWP Kids Oral Surgeon, DWP Kids Members: DWP Kids Endodontist, DWP Kids Members: DWP Kids Endodontist, DWP Kids Members: DWP Kids Endodontist, DWP Kids Members: DWP Kids Periodontist, DWP Kids Members: DWP Kids Periodontist, DWP Kids Members: DWP Kids Periodontist, DWP Kids Members: DWP Kids Prosthodontist, DWP Kids Members: DWP Kids Prosthodontist, DWP Kids Members: DWP Kids Prosthodontist, DWP Kids Members: DWP Kids Orthodontist, DWP Kids Members: DWP Kids Orthodontist, DWP Kids Members: DWP Kids Orthodontist, DWP Kids Members: DWP Kids All Providers</i>	

# Access Overview 30 Miles All Providers

April 25, 2022

**Access Analysis**

DWP Kids Network

**Member / Provider Groups**

DWP Kids Members


DWP Kids All Providers

**Comparison Graph**

Percent of members with access to a choice of providers over miles

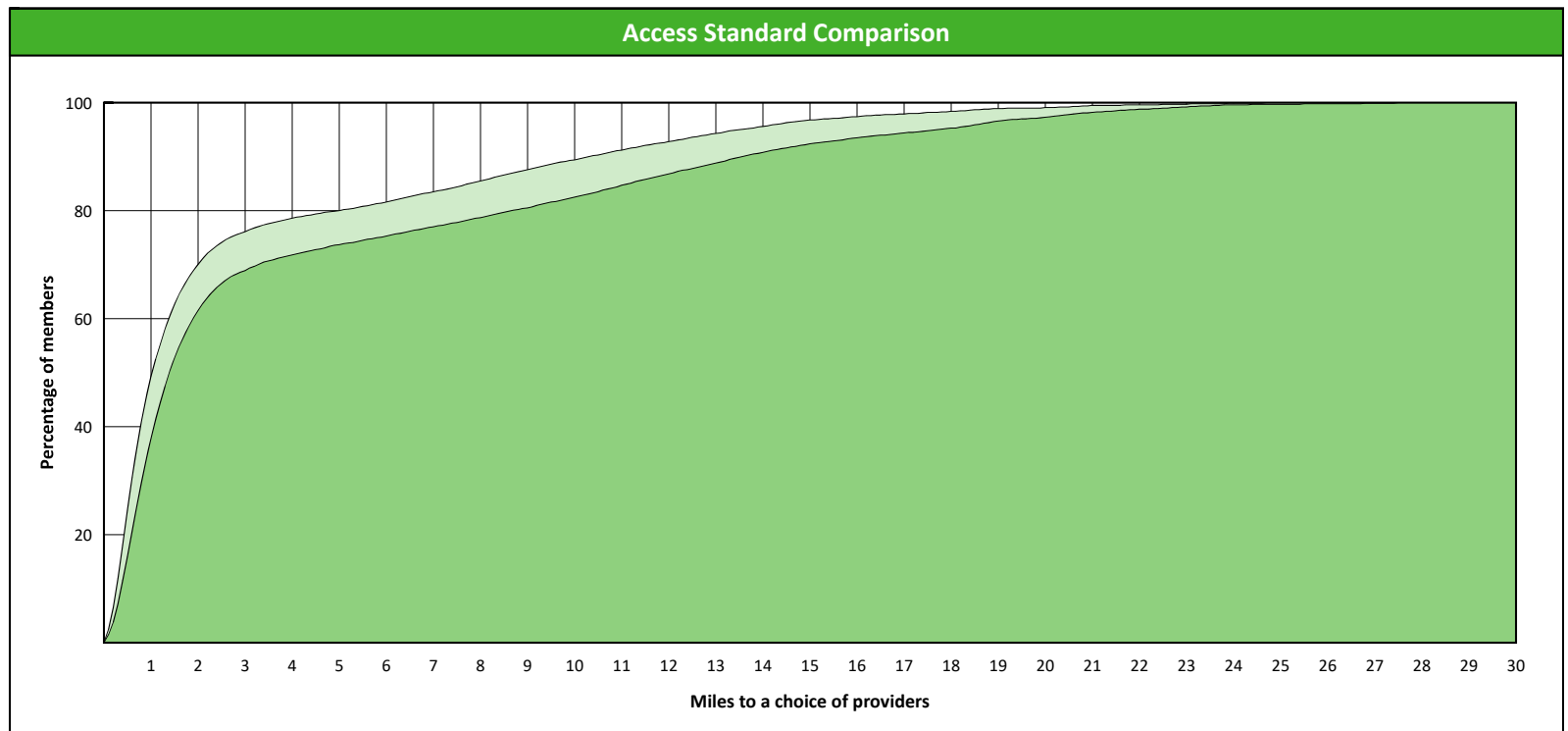
- 1st closest
- 2nd closest

<sup>1</sup> The Access Standard is defined as (DWP Kids Members) members accessing:  
1 (DWP Kids All Providers) provider in 30 miles and 30 minutes



### Distances/Times

	Average
Distance/Time to 1st closest provider	3.1 miles 3.4 mins
Distance/Time to 2nd closest provider	4.3 miles 4.8 mins



# Access Overview 30 Miles General Dentist

April 25, 2022

**Access Analysis**

DWP Kids Network

**Member / Provider Groups**

DWP Kids Members

DWP Kids General Dentist


**Comparison Graph**

Percent of members with access to a choice of providers over miles

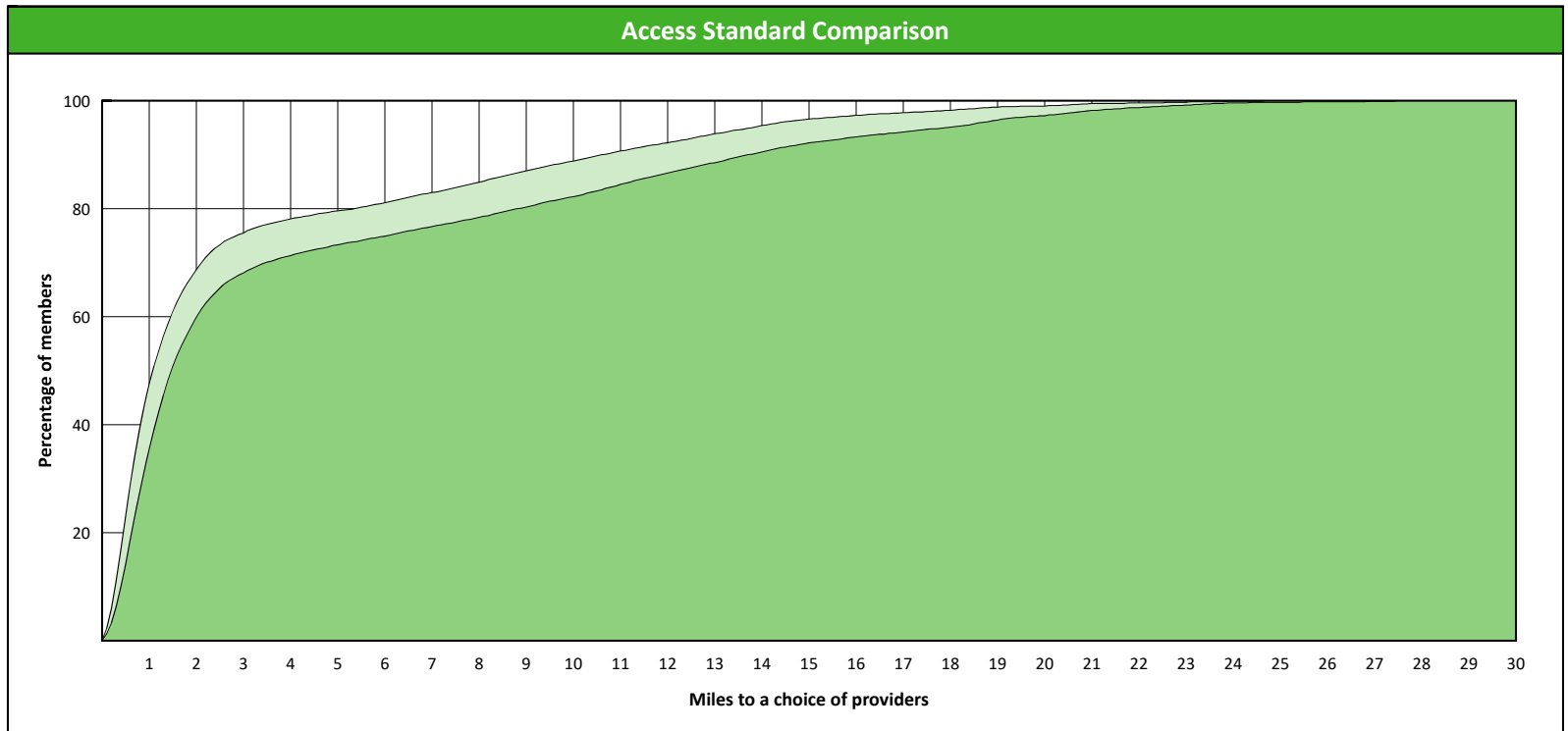
- 1st closest
- 2nd closest

<sup>1</sup> The Access Standard is defined as (DWP Kids Members) members accessing:

1 (DWP Kids General Dentist) provider in 30 miles and 30 minutes



Distances/Times	
	Average
Distance/Time to 1st closest provider	3.2 miles 3.6 mins
Distance/Time to 2nd closest provider	4.4 miles 4.9 mins



# Access Overview 30 Miles Oral Surgeon

April 25, 2022

**Access Analysis**

DWP Kids Network

**Member / Provider Groups**

DWP Kids Members

DWP Kids Oral Surgeon

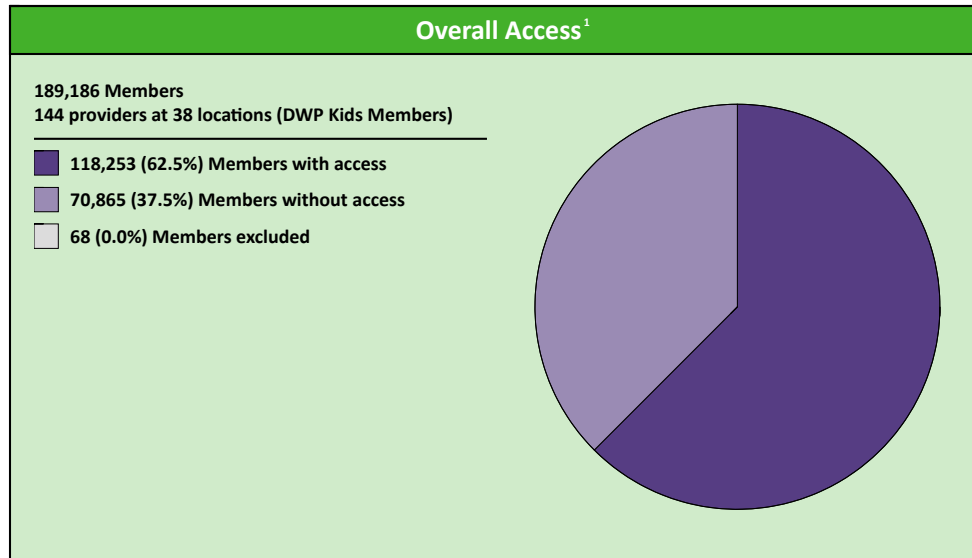
**Comparison Graph**

Percent of members with access to a choice of providers over miles

- 1st closest
- 2nd closest

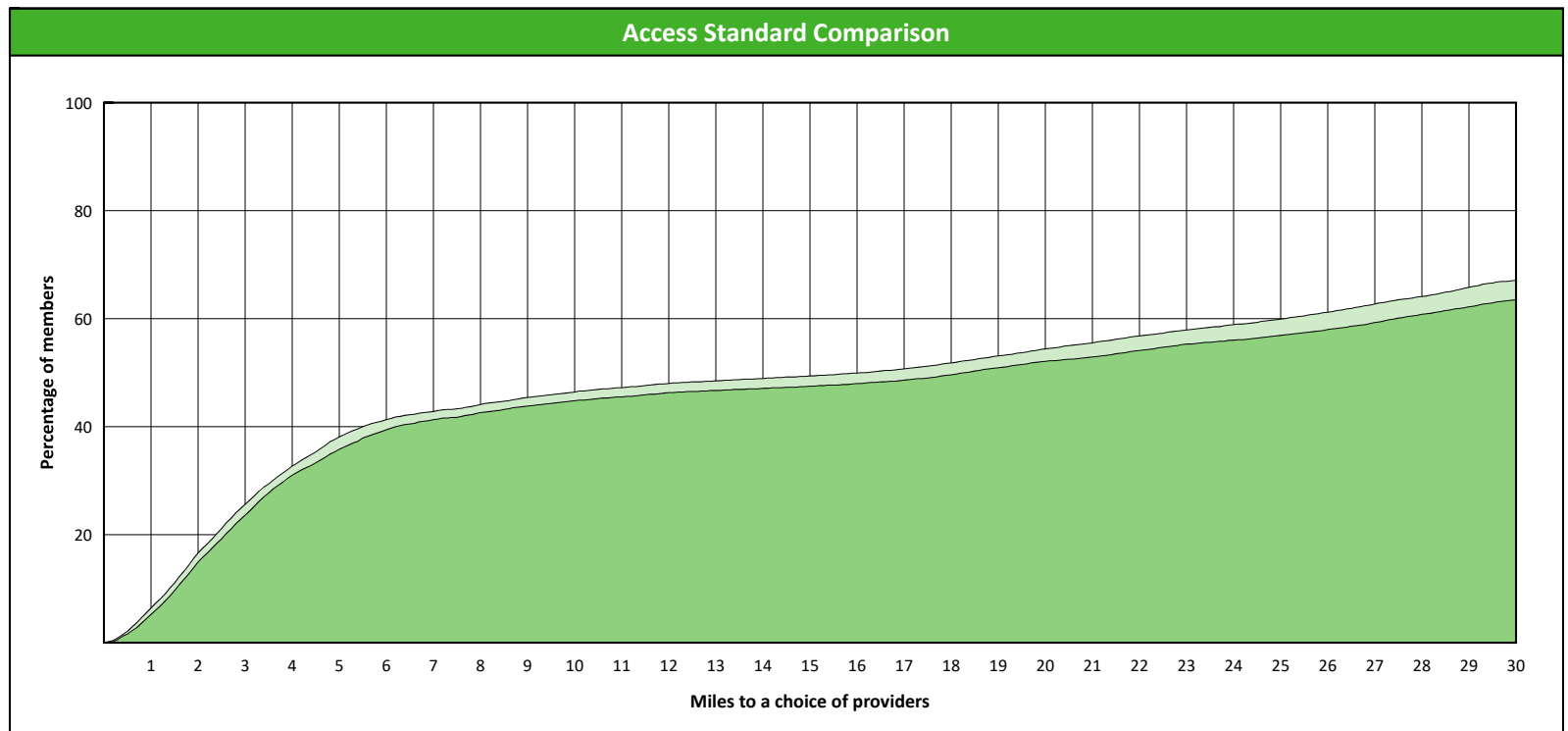
<sup>1</sup> The Access Standard is defined as (DWP Kids Members) members accessing:

1 (DWP Kids Oral Surgeon) provider in 30 miles and 30 minutes



### Distances/Times

	Average
Distance/Time to 1st closest provider	21.4 miles 25.0 mins
Distance/Time to 2nd closest provider	24.2 miles 29.4 mins



# Access Overview 30 Miles Endodontist

April 25, 2022

**Access Analysis**

DWP Kids Network

**Member / Provider Groups**

DWP Kids Members


DWP Kids Endodontist

**Comparison Graph**

Percent of members with access to a choice of providers over miles

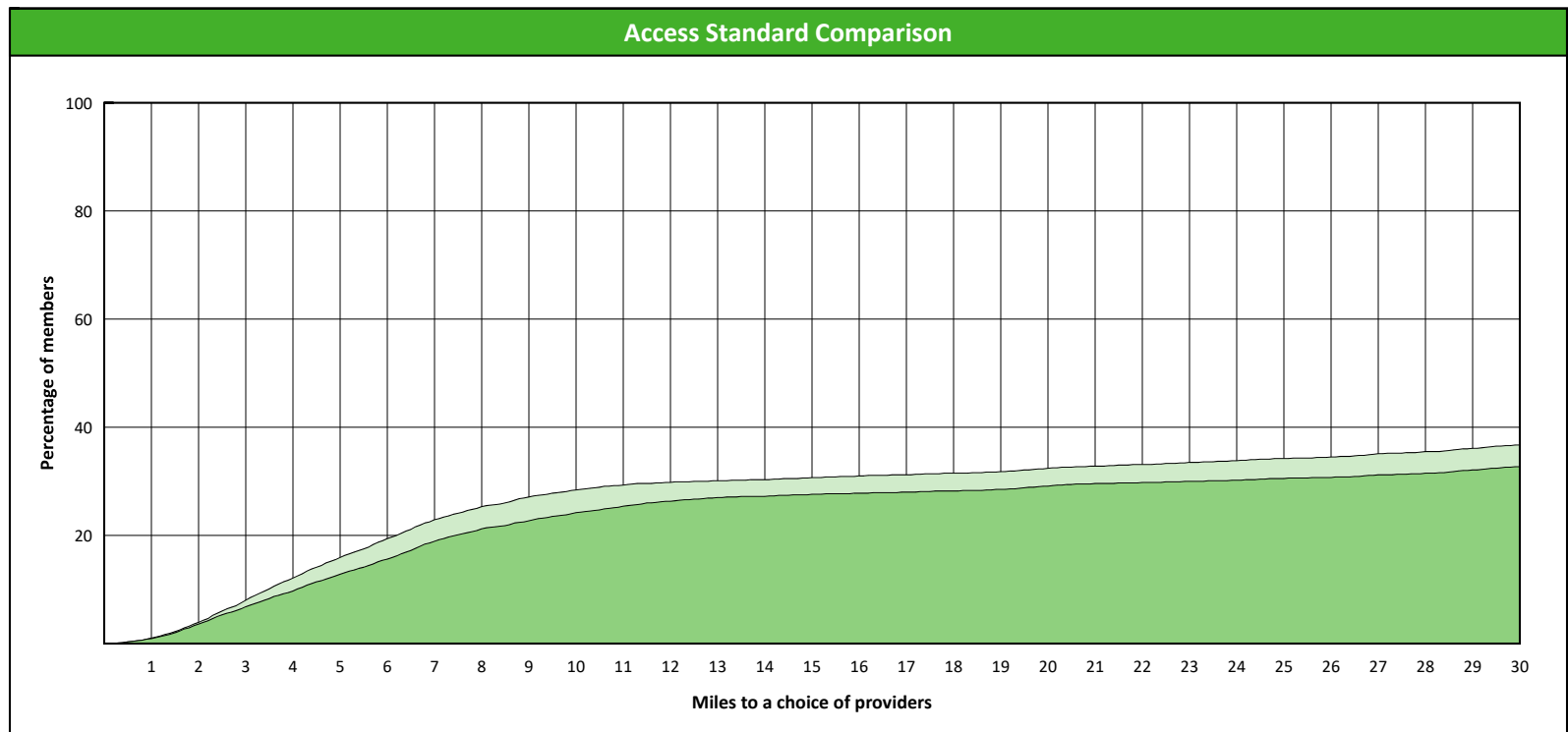
- 1st closest
- 2nd closest

<sup>1</sup> The Access Standard is defined as (DWP Kids Members) members accessing:  
1 (DWP Kids Endodontist) provider in 30 miles and 30 minutes



### Distances/Times

	Average
Distance/Time to 1st closest provider	47.3 miles 63.5 mins
Distance/Time to 2nd closest provider	57.1 miles 75.7 mins



# Access Overview 30 Miles Orthodontist

April 25, 2022

**Access Analysis**

DWP Kids Network

**Member / Provider Groups**

DWP Kids Members

DWP Kids Orthodontist

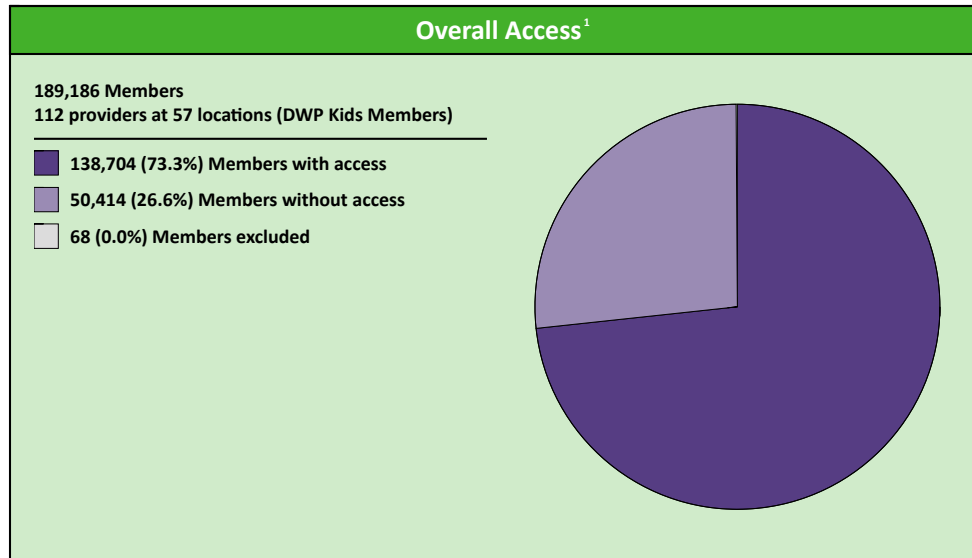
**Comparison Graph**

Percent of members with access to a choice of providers over miles

- 1st closest
- 2nd closest

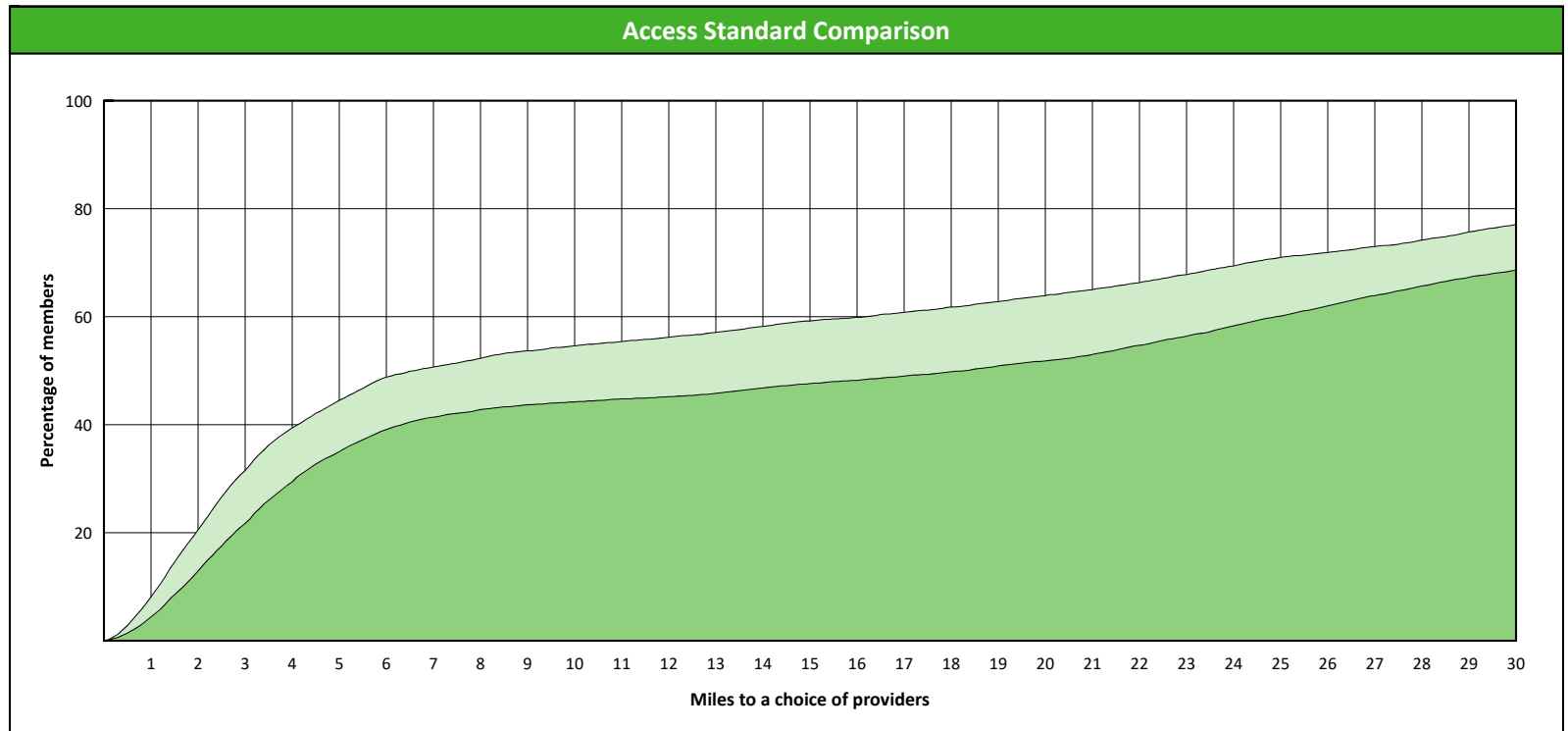
<sup>1</sup> The Access Standard is defined as (DWP Kids Members) members accessing:

1 (DWP Kids Orthodontist) provider in 30 miles and 30 minutes



### Distances/Times

	Average
Distance/Time to 1st closest provider	16.9 miles 18.9 mins
Distance/Time to 2nd closest provider	21.5 miles 24.4 mins



# Access Overview 30 Miles Periodontist

April 25, 2022

**Access Analysis**

DWP Kids Network

**Member / Provider Groups**

DWP Kids Members


DWP Kids Periodontist

**Comparison Graph**

Percent of members with access to a choice of providers over miles

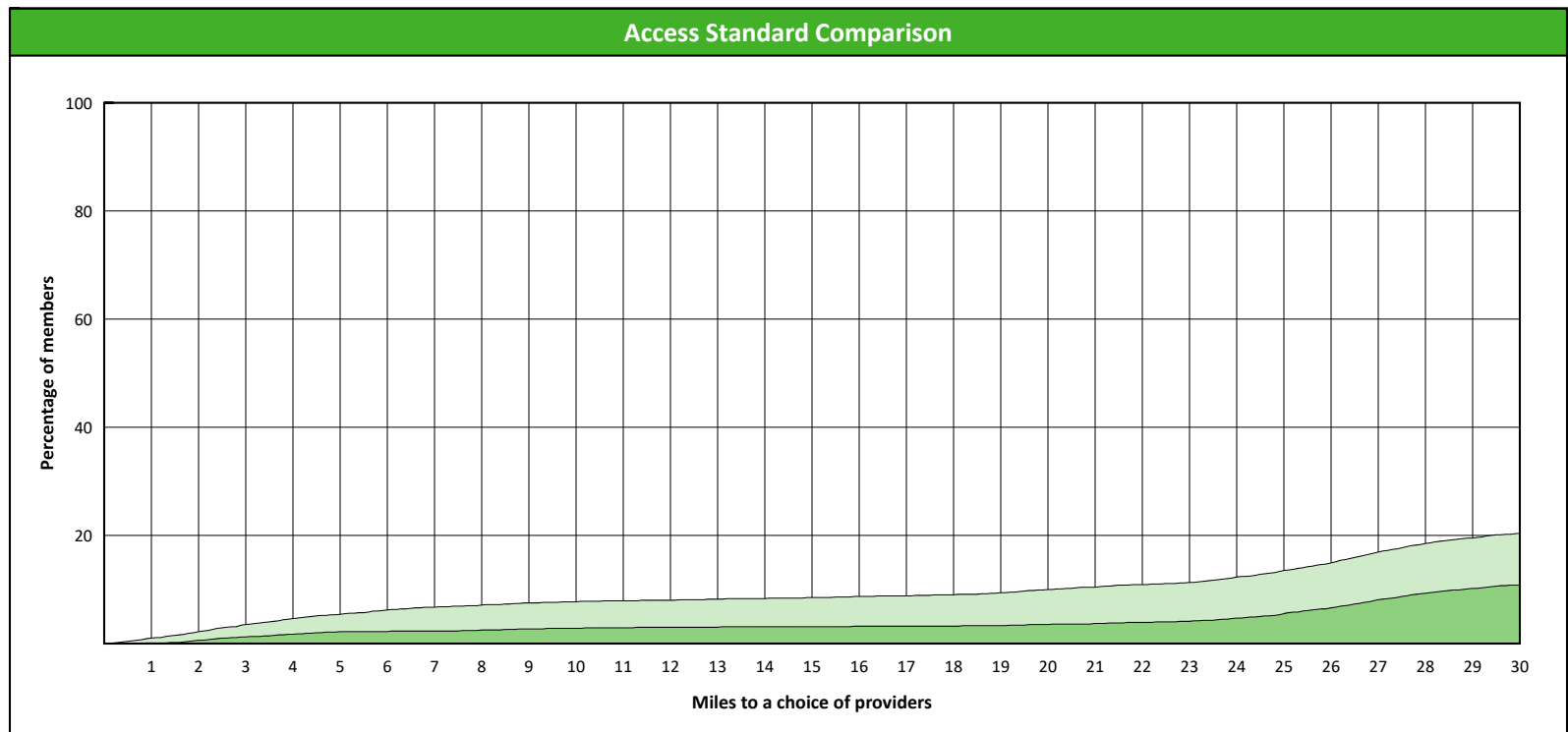
- 1st closest
- 2nd closest

<sup>1</sup> The Access Standard is defined as (DWP Kids Members) members accessing:  
1 (DWP Kids Periodontist) provider in 30 miles and 30 minutes



### Distances/Times

	Average
Distance/Time to 1st closest provider	57.9 miles 74.3 mins
Distance/Time to 2nd closest provider	68.4 miles 87.6 mins





# Access Overview 30 Miles Prosthodontist

April 25, 2022

**Access Analysis**

DWP Kids Network

**Member / Provider Groups**

DWP Kids Members

DWP Kids Prosthodontist


**Comparison Graph**

Percent of members with access to a choice of providers over miles

- 1st closest
- 2nd closest

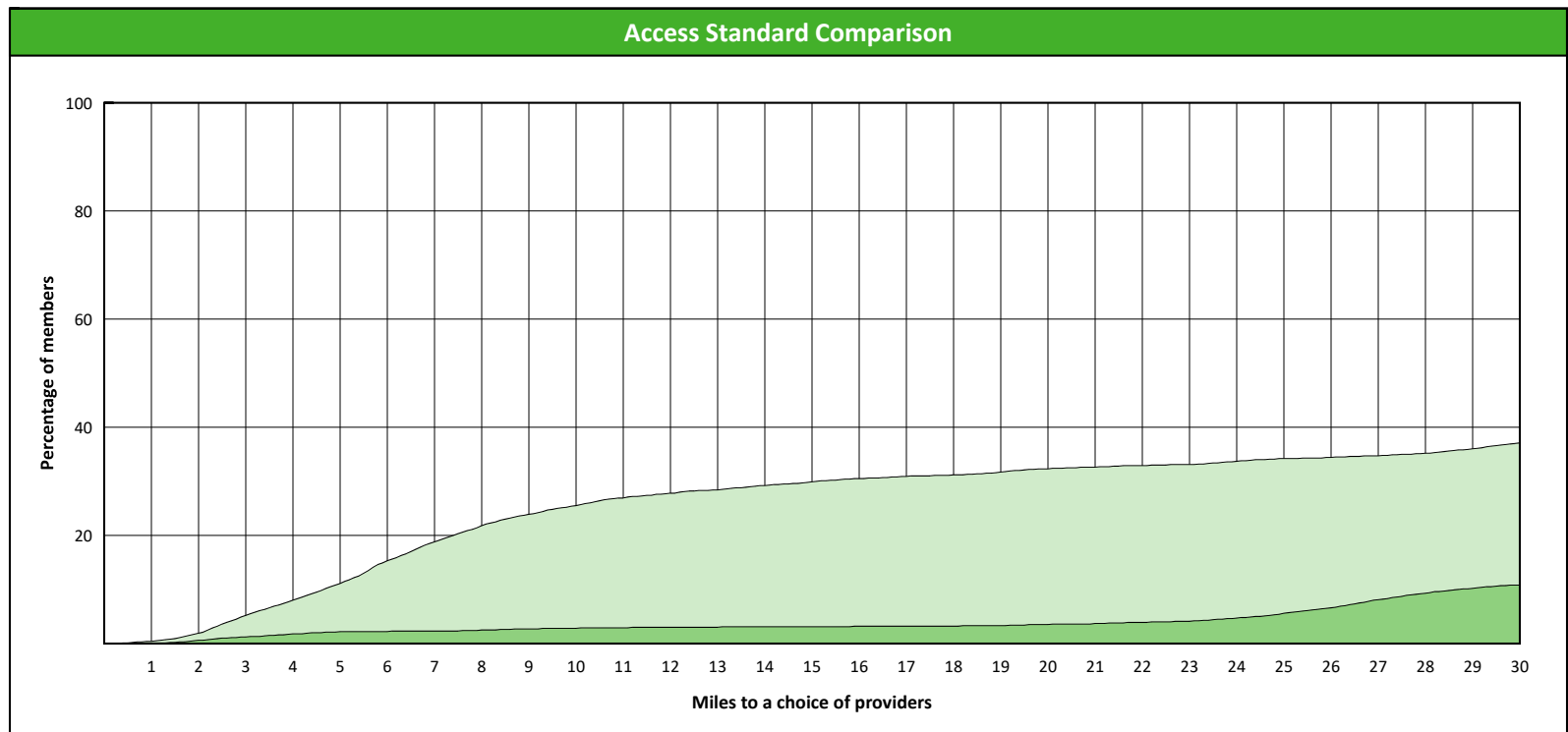
<sup>1</sup> The Access Standard is defined as (DWP Kids Members) members accessing:

1 (DWP Kids Prosthodontist) provider in 30 miles and 30 minutes



### Distances/Times

	Average
Distance/Time to 1st closest provider	47.7 miles 63.1 mins
Distance/Time to 2nd closest provider	88.9 miles 119.4 mins



# Access Overview 60 Miles All Providers

April 25, 2022

**Access Analysis**

DWP Kids Network

**Member / Provider Groups**

DWP Kids Members


DWP Kids All Providers

**Comparison Graph**

Percent of members with access to a choice of providers over miles

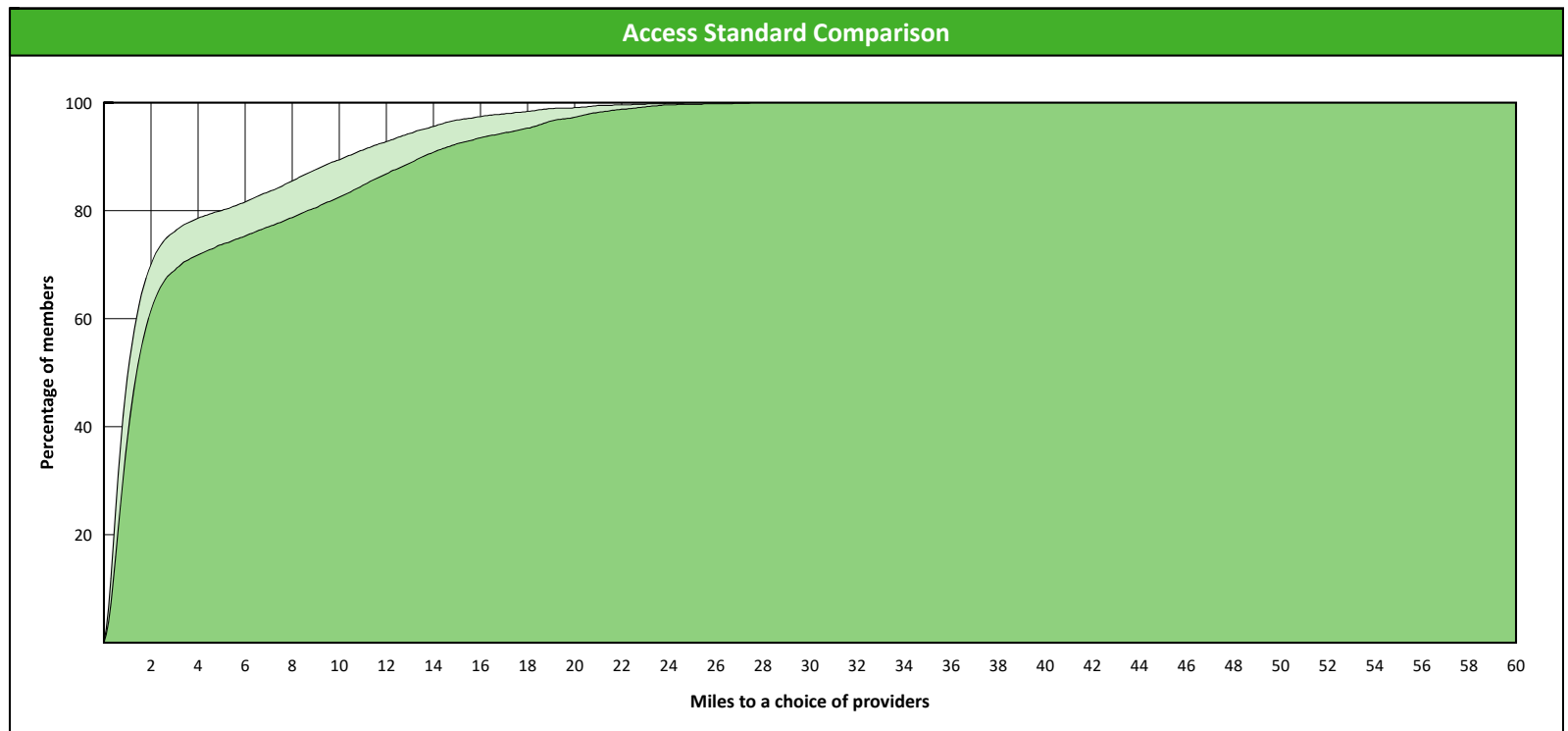
- 1st closest
- 2nd closest

<sup>1</sup> The Access Standard is defined as (DWP Kids Members) members accessing:  
1 (DWP Kids All Providers) provider in 60 miles and 60 minutes



### Distances/Times

	Average
Distance/Time to 1st closest provider	3.1 miles 3.4 mins
Distance/Time to 2nd closest provider	4.3 miles 4.8 mins



# Access Overview 60 Miles General Dentist

April 25, 2022

**Access Analysis**

DWP Kids Network

**Member / Provider Groups**

DWP Kids Members

DWP Kids General Dentist


**Comparison Graph**

Percent of members with access to a choice of providers over miles

- 1st closest
- 2nd closest

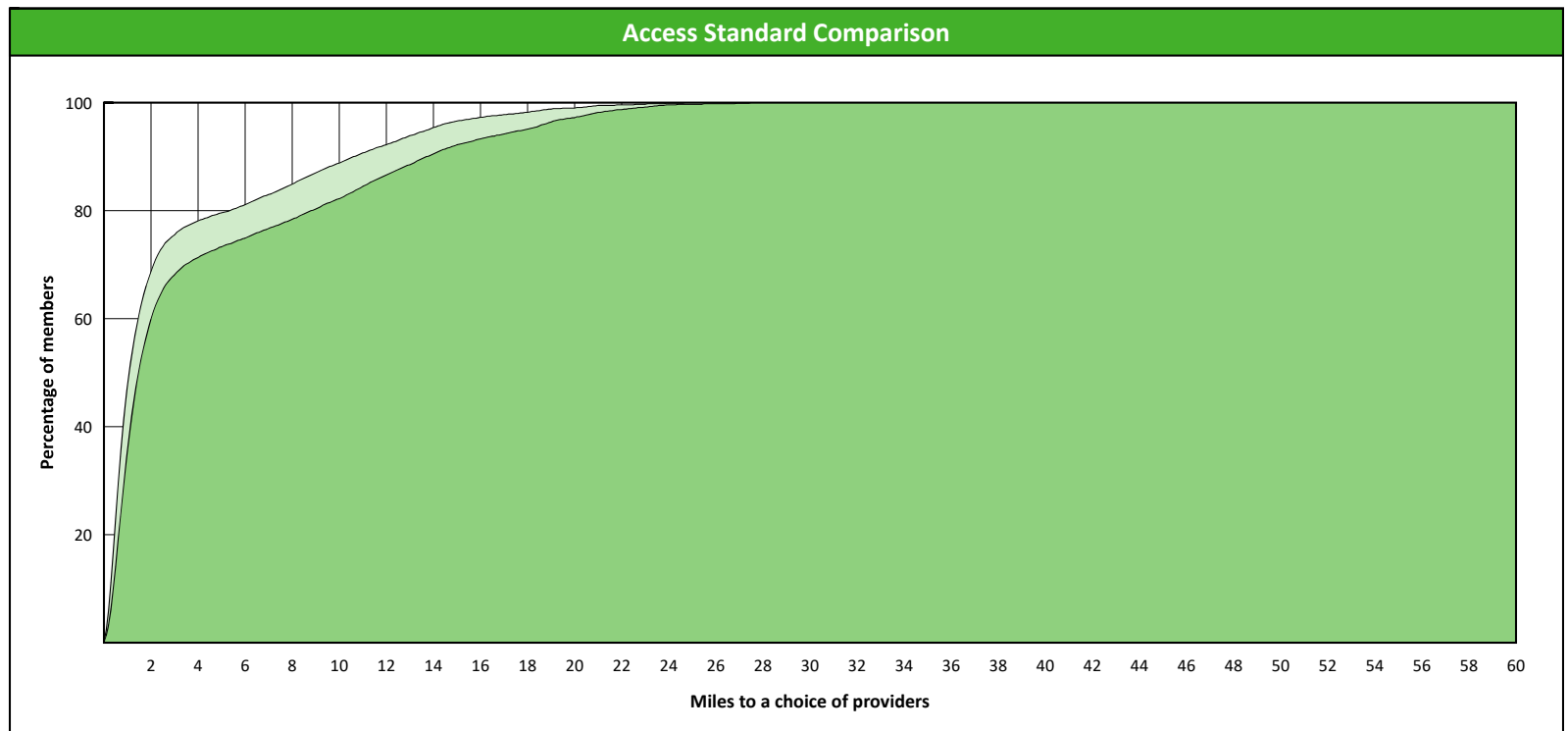
<sup>1</sup> The Access Standard is defined as (DWP Kids Members) members accessing:

1 (DWP Kids General Dentist) provider in 60 miles and 60 minutes



### Distances/Times

		Average
Distance/Time to 1st closest provider		3.2 miles 3.6 mins
Distance/Time to 2nd closest provider		4.4 miles 4.9 mins



# Access Overview 60 Miles Oral Surgeon

April 25, 2022

**Access Analysis**

DWP Kids Network

**Member / Provider Groups**

DWP Kids Members  
DWP Kids Oral Surgeon

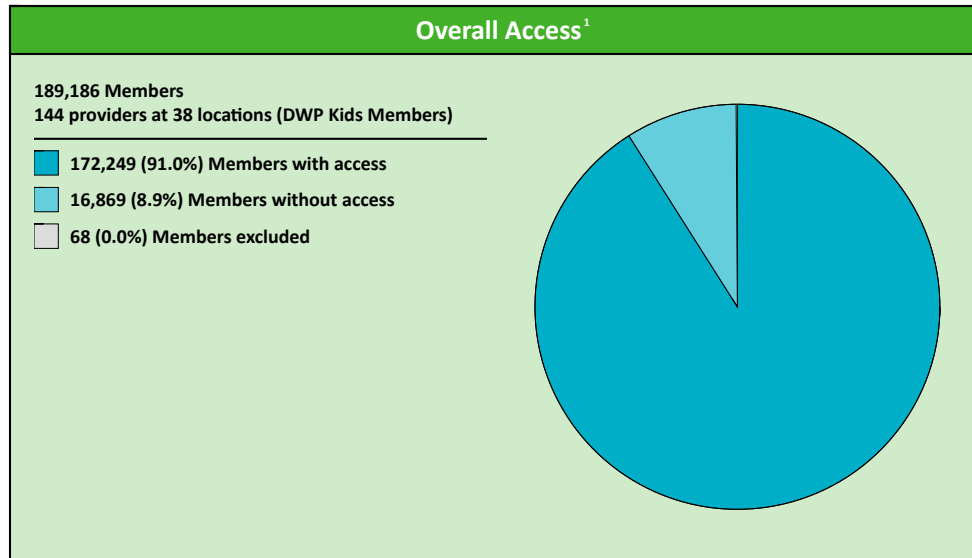
**Comparison Graph**

Percent of members with access to a choice of providers over miles

- 1st closest
- 2nd closest

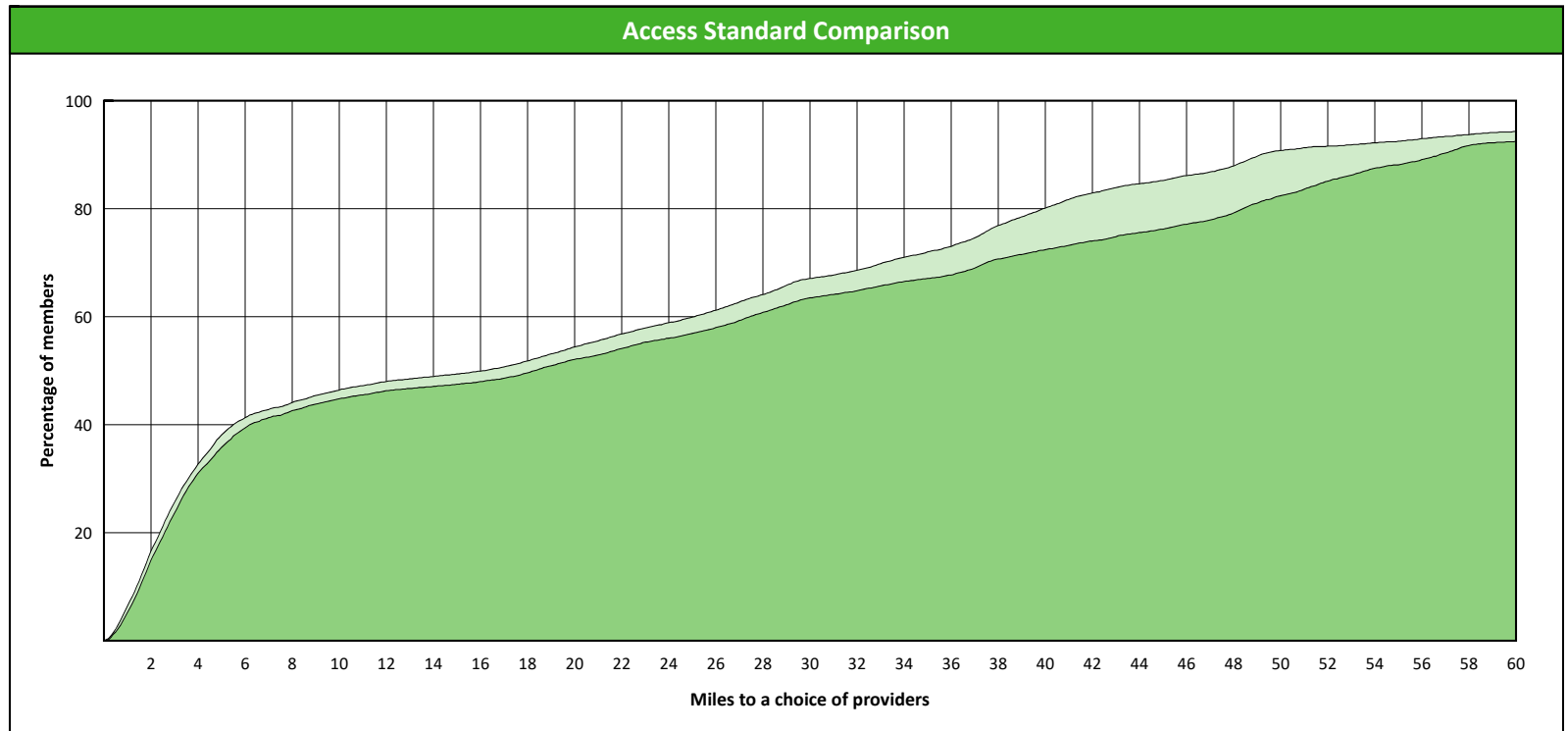
<sup>1</sup> The Access Standard is defined as (DWP Kids Members) members accessing:

1 (DWP Kids Oral Surgeon) provider in 60 miles and 60 minutes



### Distances/Times

	Average
Distance/Time to 1st closest provider	21.4 miles 25.0 mins
Distance/Time to 2nd closest provider	24.2 miles 29.4 mins



# Access Overview 60 Miles Endodontist

April 25, 2022

**Access Analysis**

DWP Kids Network

**Member / Provider Groups**

DWP Kids Members


DWP Kids Endodontist

**Comparison Graph**

Percent of members with access to a choice of providers over miles

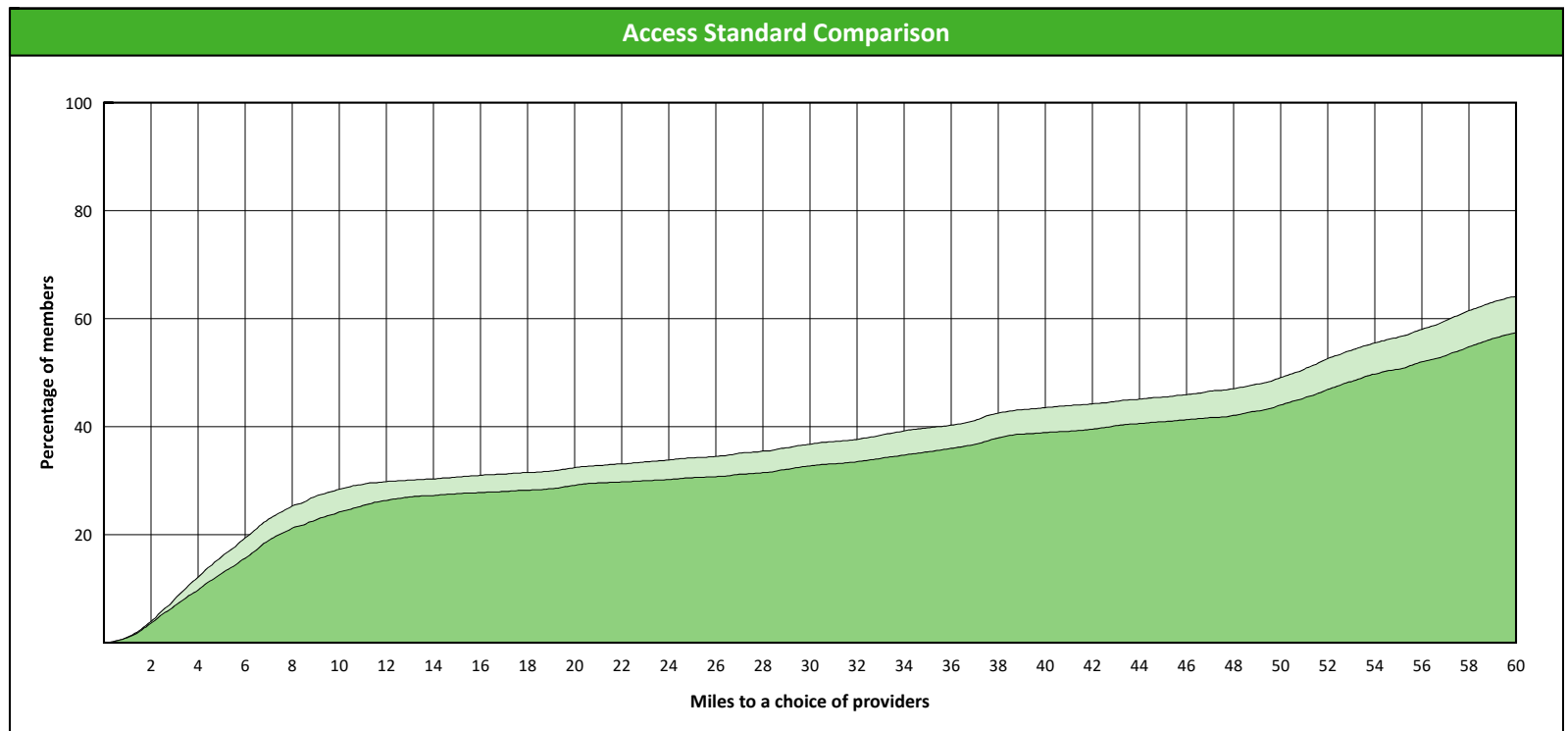
- 1st closest
- 2nd closest

<sup>1</sup> The Access Standard is defined as (DWP Kids Members) members accessing:  
1 (DWP Kids Endodontist) provider in 60 miles and 60 minutes



### Distances/Times

	Average
Distance/Time to 1st closest provider	47.3 miles 63.5 mins
Distance/Time to 2nd closest provider	57.1 miles 75.7 mins



# Access Overview 60 Miles Orthodontist

April 25, 2022

**Access Analysis**

DWP Kids Network

**Member / Provider Groups**

DWP Kids Members

DWP Kids Orthodontist

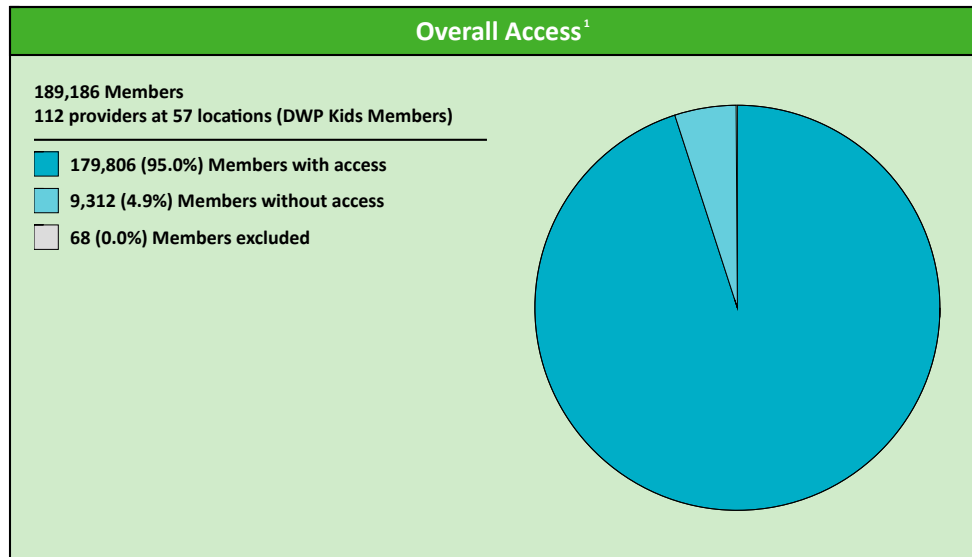
**Comparison Graph**

Percent of members with access to a choice of providers over miles

- 1st closest
- 2nd closest

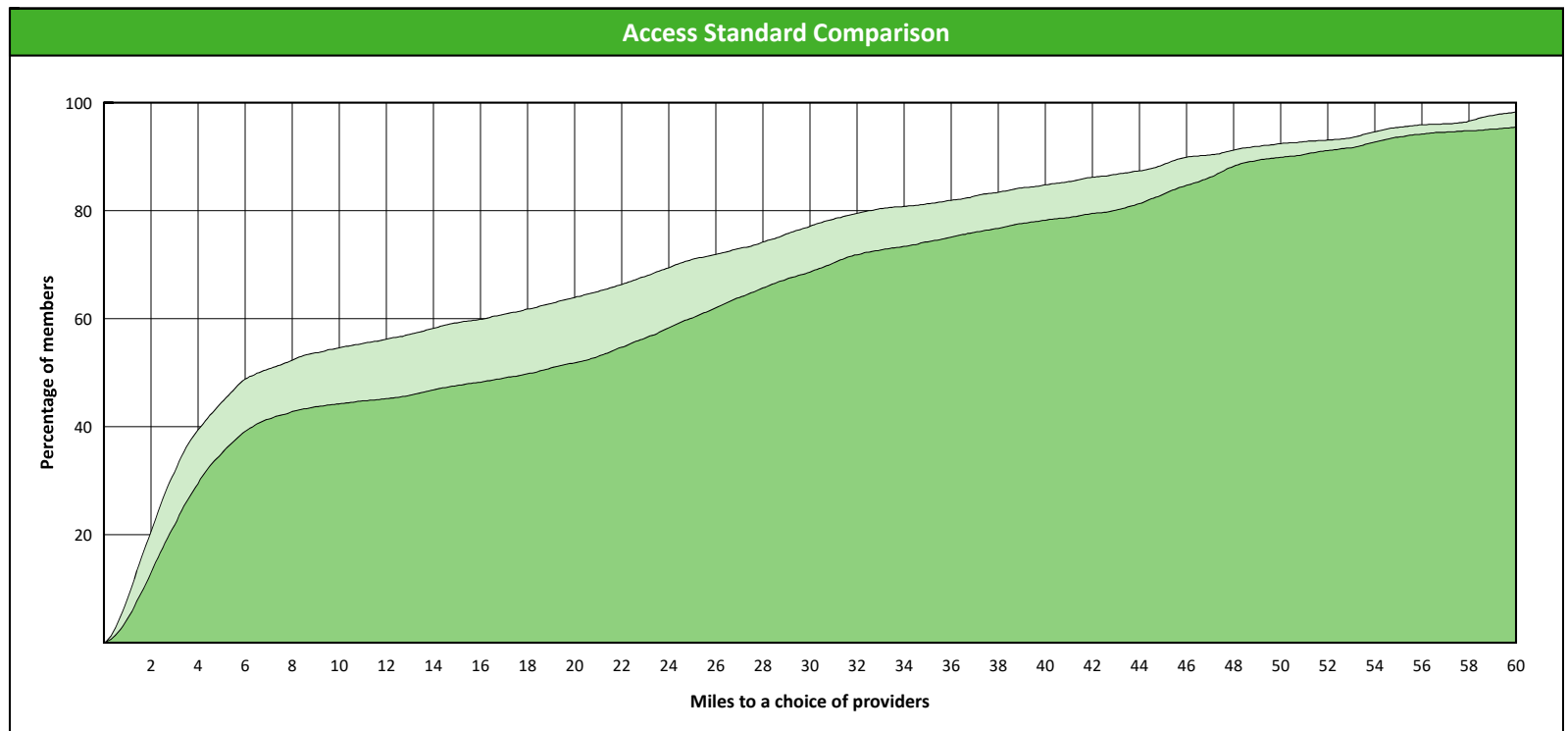
<sup>1</sup> The Access Standard is defined as (DWP Kids Members) members accessing:

1 (DWP Kids Orthodontist) provider in 60 miles and 60 minutes



### Distances/Times

	Average
Distance/Time to 1st closest provider	16.9 miles 18.9 mins
Distance/Time to 2nd closest provider	21.5 miles 24.4 mins



# Access Overview 60 Miles Periodontist

April 25, 2022

**Access Analysis**

DWP Kids Network

**Member / Provider Groups**


DWP Kids Members  
DWP Kids Periodontist

**Comparison Graph**

Percent of members with access to a choice of providers over miles

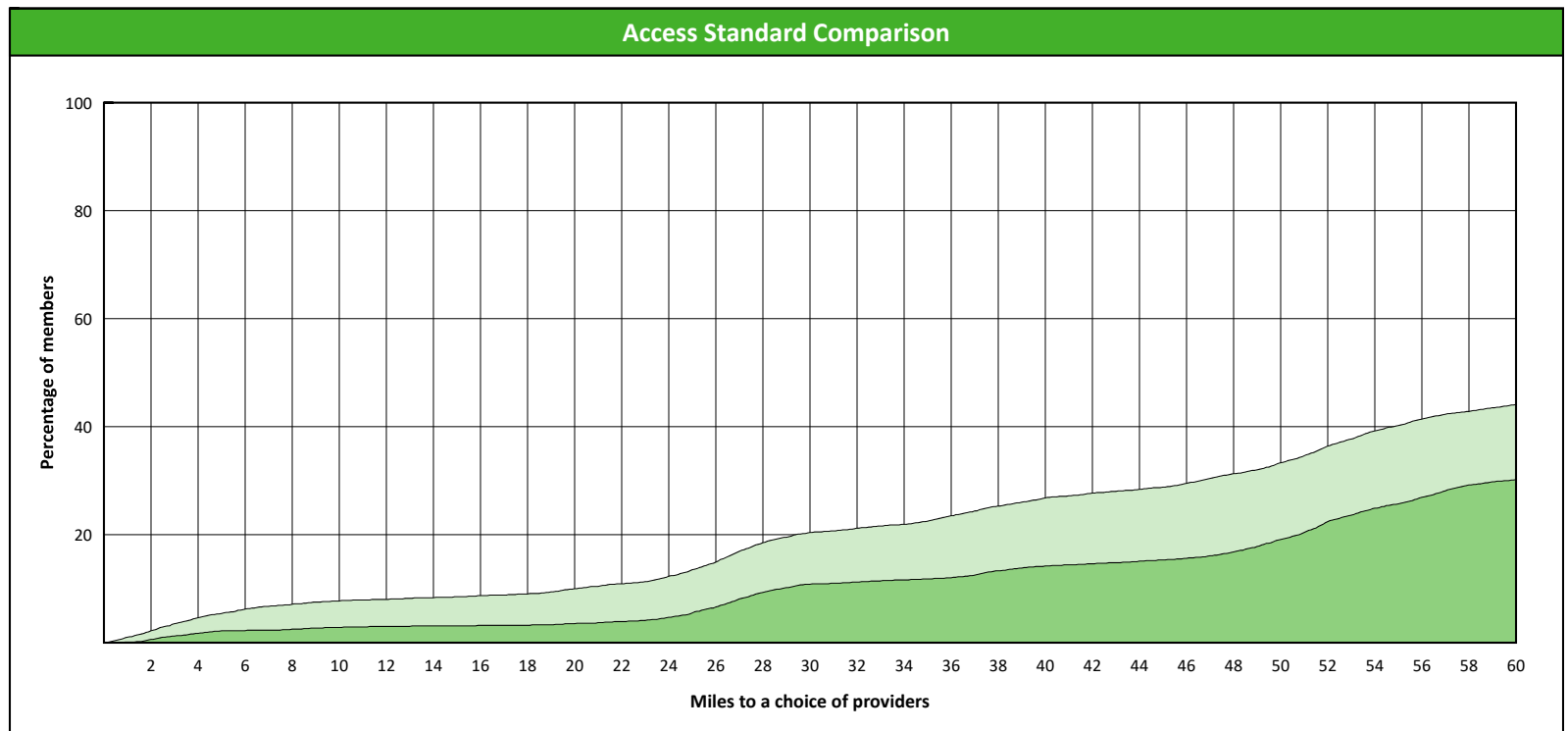
- 1st closest
- 2nd closest

<sup>1</sup> The Access Standard is defined as (DWP Kids Members) members accessing:  
1 (DWP Kids Periodontist) provider in 60 miles and 60 minutes



### Distances/Times

	Average
Distance/Time to 1st closest provider	57.9 miles 74.3 mins
Distance/Time to 2nd closest provider	68.4 miles 87.6 mins



# Access Overview 60 Miles Prosthodontist

April 25, 2022

**Access Analysis**

DWP Kids Network

**Member / Provider Groups**

DWP Kids Members

DWP Kids Prosthodontist


**Comparison Graph**

Percent of members with access to a choice of providers over miles

- 1st closest
- 2nd closest

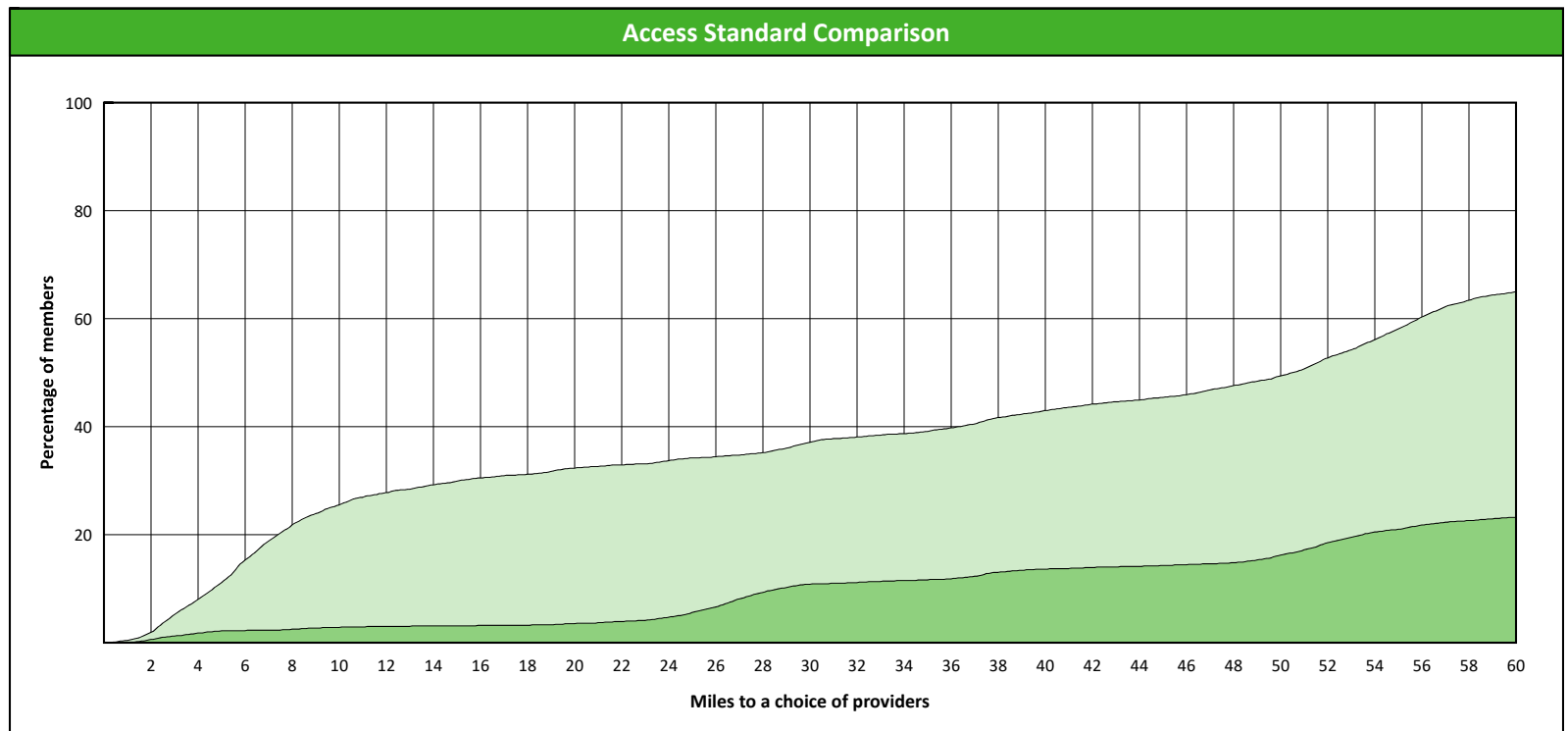
<sup>1</sup> The Access Standard is defined as (DWP Kids Members) members accessing:

1 (DWP Kids Prosthodontist) provider in 60 miles and 60 minutes



### Distances/Times

	Average
Distance/Time to 1st closest provider	47.7 miles 63.1 mins
Distance/Time to 2nd closest provider	88.9 miles 119.4 mins





# Access Overview 90 Miles All Providers

April 25, 2022

**Access Analysis**

DWP Kids Network

**Member / Provider Groups**

DWP Kids Members


DWP Kids All Providers

**Comparison Graph**

Percent of members with access to a choice of providers over miles

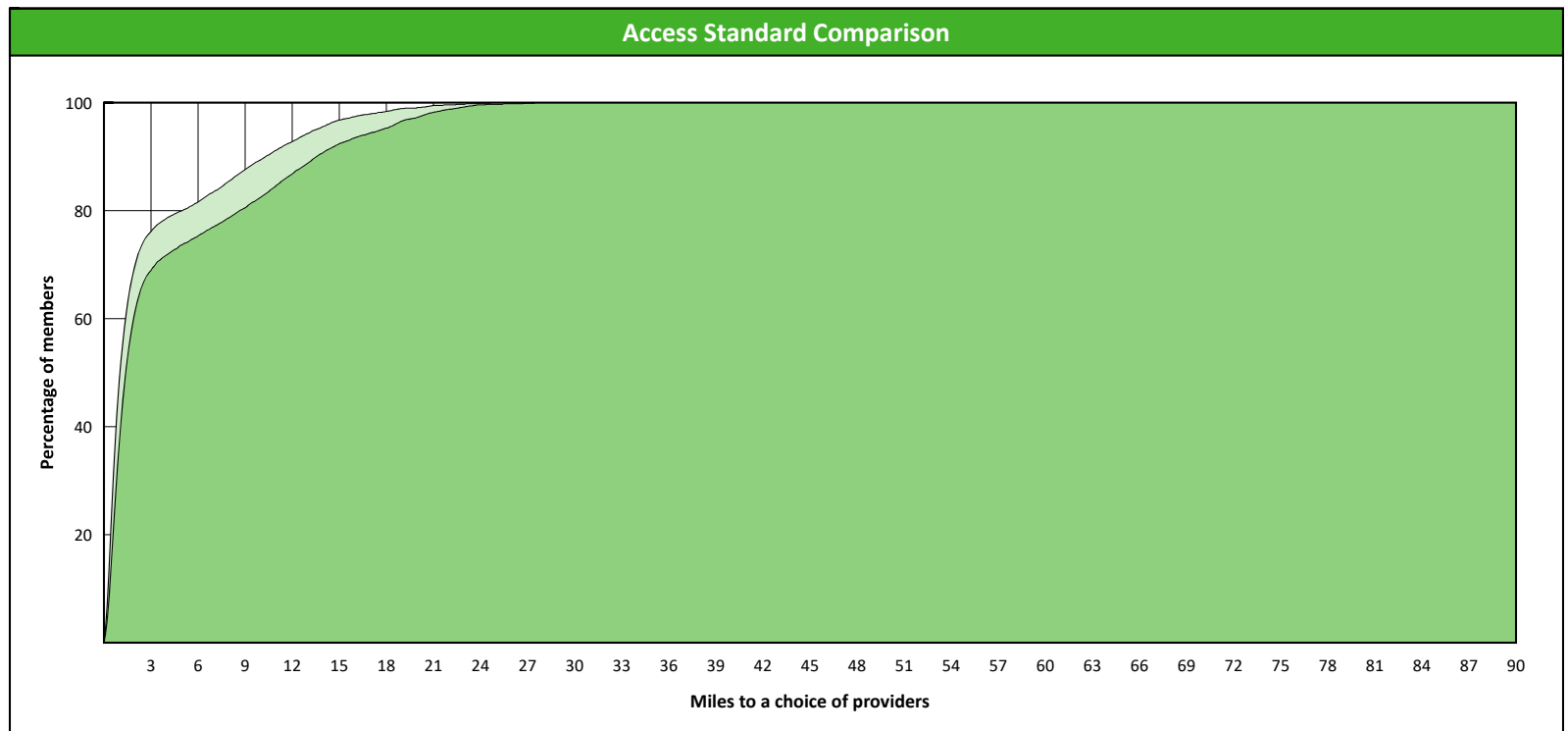
- 1st closest
- 2nd closest

<sup>1</sup> The Access Standard is defined as (DWP Kids Members) members accessing:  
1 (DWP Kids All Providers) provider in 90 miles and 90 minutes



### Distances/Times

	Average
Distance/Time to 1st closest provider	3.1 miles 3.4 mins
Distance/Time to 2nd closest provider	4.3 miles 4.8 mins



# Access Overview 90 Miles General Dentist

April 25, 2022

**Access Analysis**

DWP Kids Network

**Member / Provider Groups**

DWP Kids Members

DWP Kids General Dentist


**Comparison Graph**

Percent of members with access to a choice of providers over miles

- 1st closest
- 2nd closest

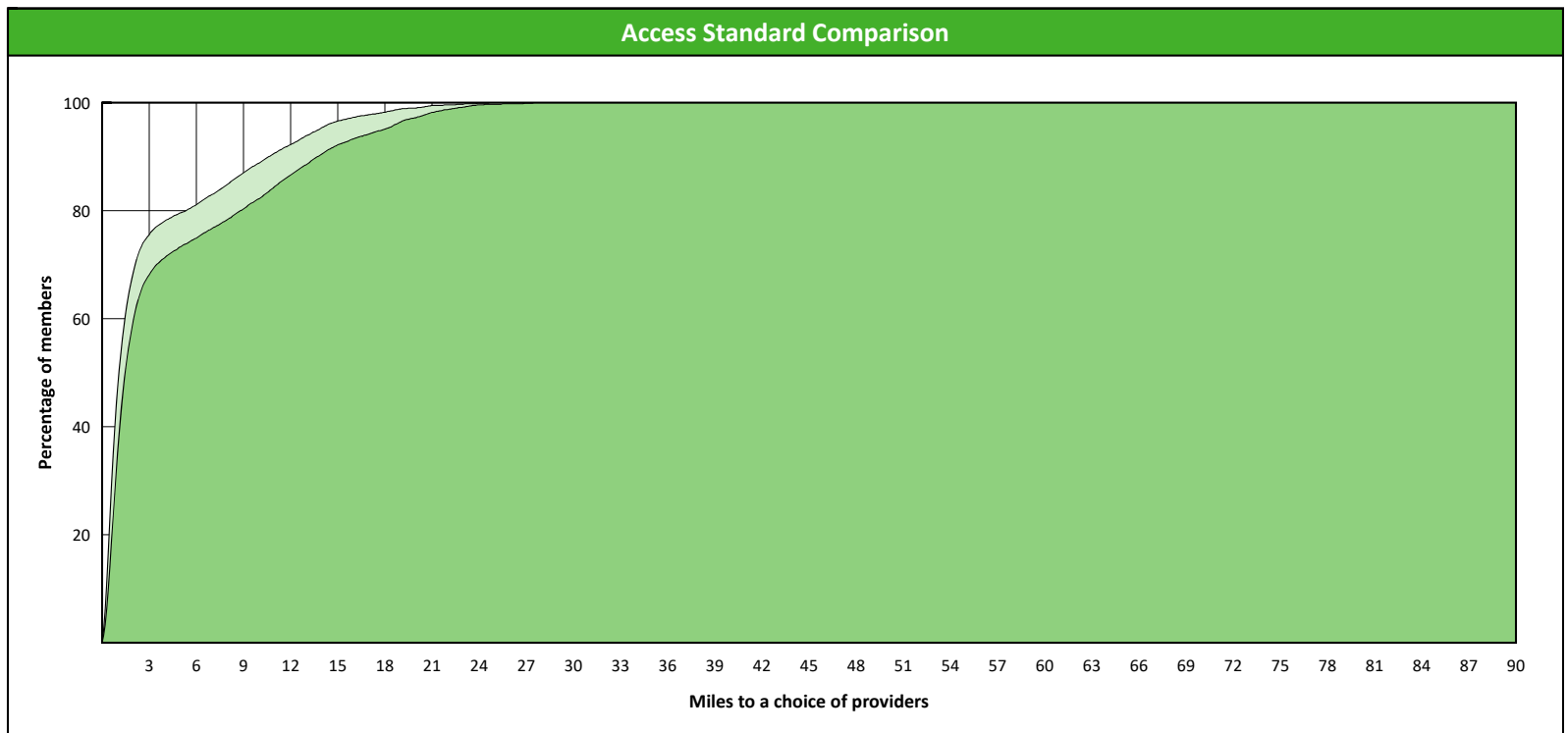
<sup>1</sup> The Access Standard is defined as (DWP Kids Members) members accessing:

1 (DWP Kids General Dentist) provider in 90 miles and 90 minutes



### Distances/Times

		Average
Distance/Time to 1st closest provider		3.2 miles 3.6 mins
Distance/Time to 2nd closest provider		4.4 miles 4.9 mins



# Access Overview 90 Miles Oral Surgeon

April 25, 2022

**Access Analysis**

DWP Kids Network

**Member / Provider Groups**

DWP Kids Members

DWP Kids Oral Surgeon


**Comparison Graph**

Percent of members with access to a choice of providers over miles

- 1st closest
- 2nd closest

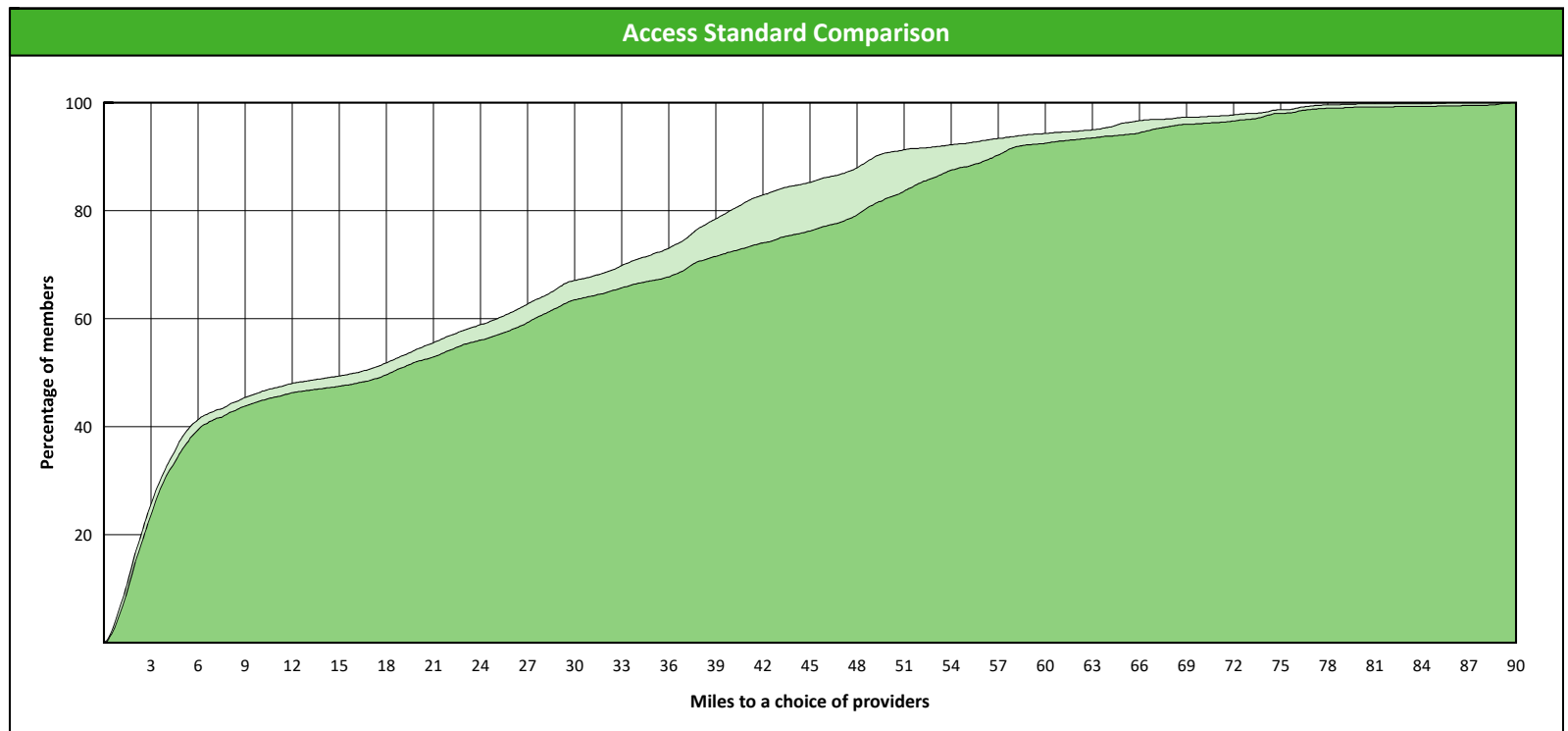
<sup>1</sup> The Access Standard is defined as (DWP Kids Members) members accessing:

1 (DWP Kids Oral Surgeon) provider in 90 miles and 90 minutes



### Distances/Times

	Average
Distance/Time to 1st closest provider	21.4 miles 25.0 mins
Distance/Time to 2nd closest provider	24.2 miles 29.4 mins



# Access Overview 90 Miles Endodontist

April 25, 2022

**Access Analysis**

DWP Kids Network

**Member / Provider Groups**

DWP Kids Members

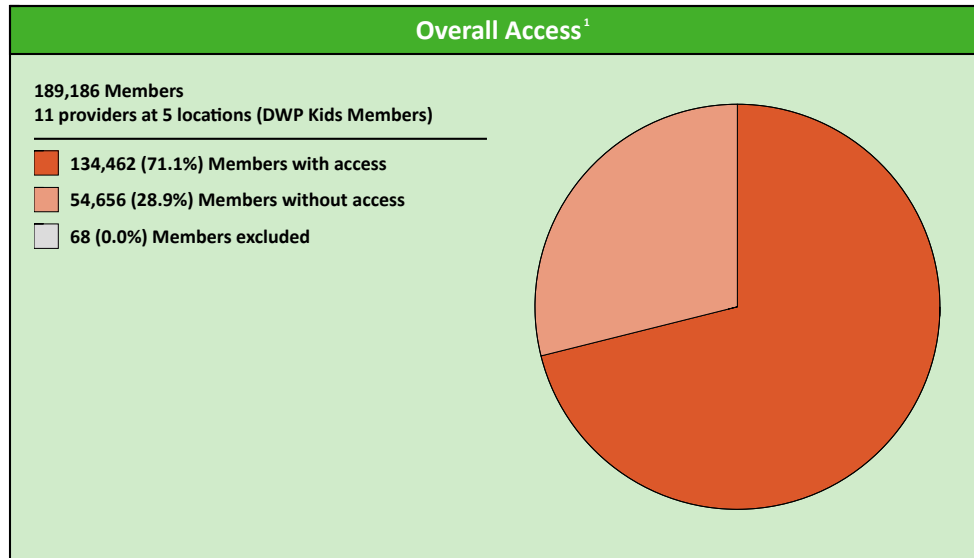
DWP Kids Endodontist

**Comparison Graph**

Percent of members with access to a choice of providers over miles

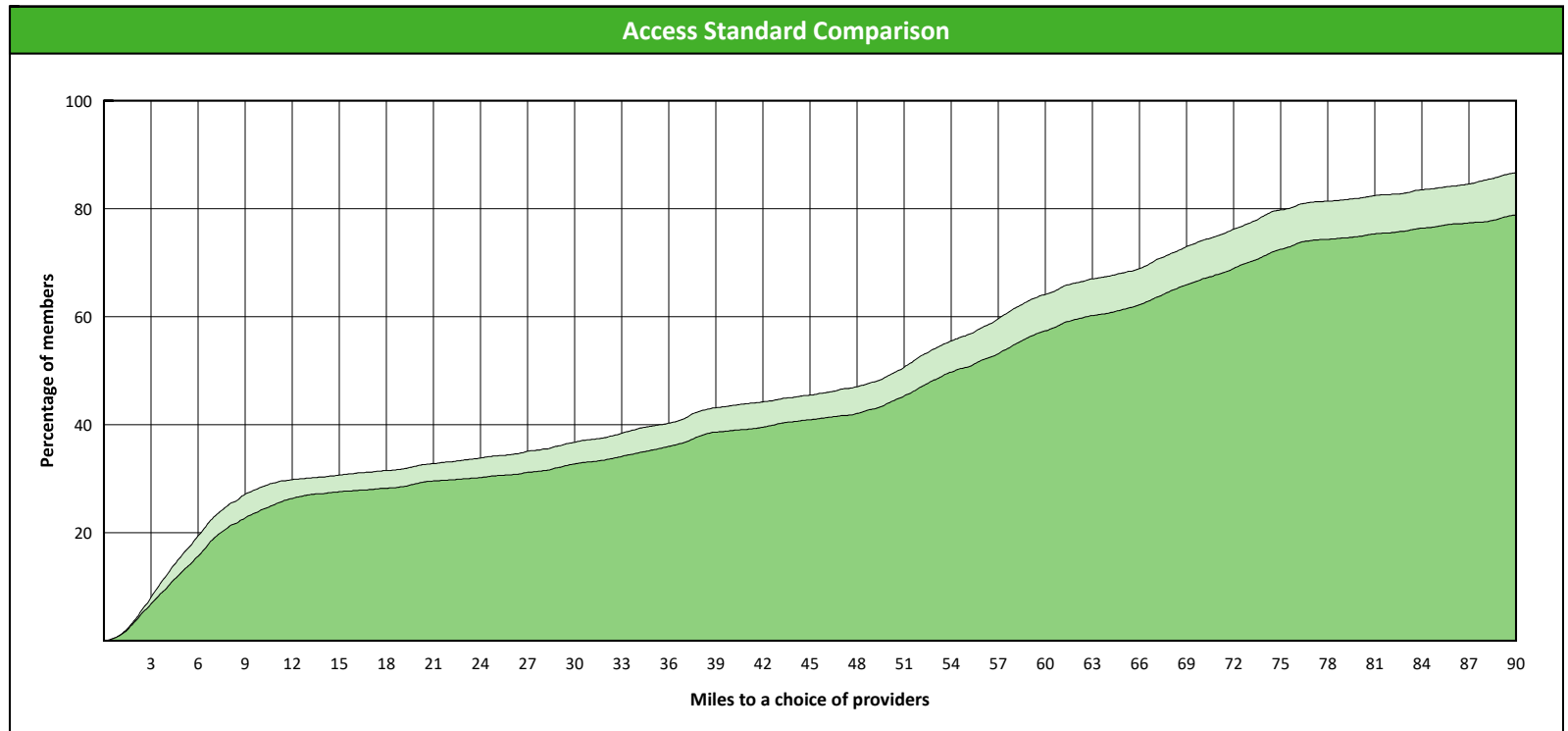
- 1st closest
- 2nd closest

<sup>1</sup> The Access Standard is defined as (DWP Kids Members) members accessing:  
1 (DWP Kids Endodontist) provider in 90 miles and 90 minutes



### Distances/Times

	Average
Distance/Time to 1st closest provider	47.3 miles 63.5 mins
Distance/Time to 2nd closest provider	57.1 miles 75.7 mins



# Access Overview 90 Miles Orthodontist

April 25, 2022

**Access Analysis**

DWP Kids Network

**Member / Provider Groups**

DWP Kids Members

DWP Kids Orthodontist

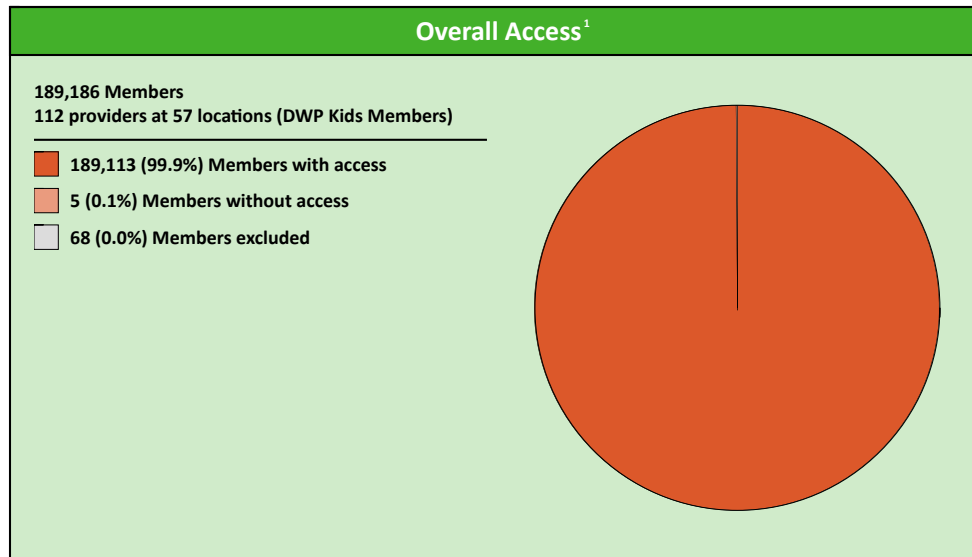
**Comparison Graph**

Percent of members with access to a choice of providers over miles

- 1st closest
- 2nd closest

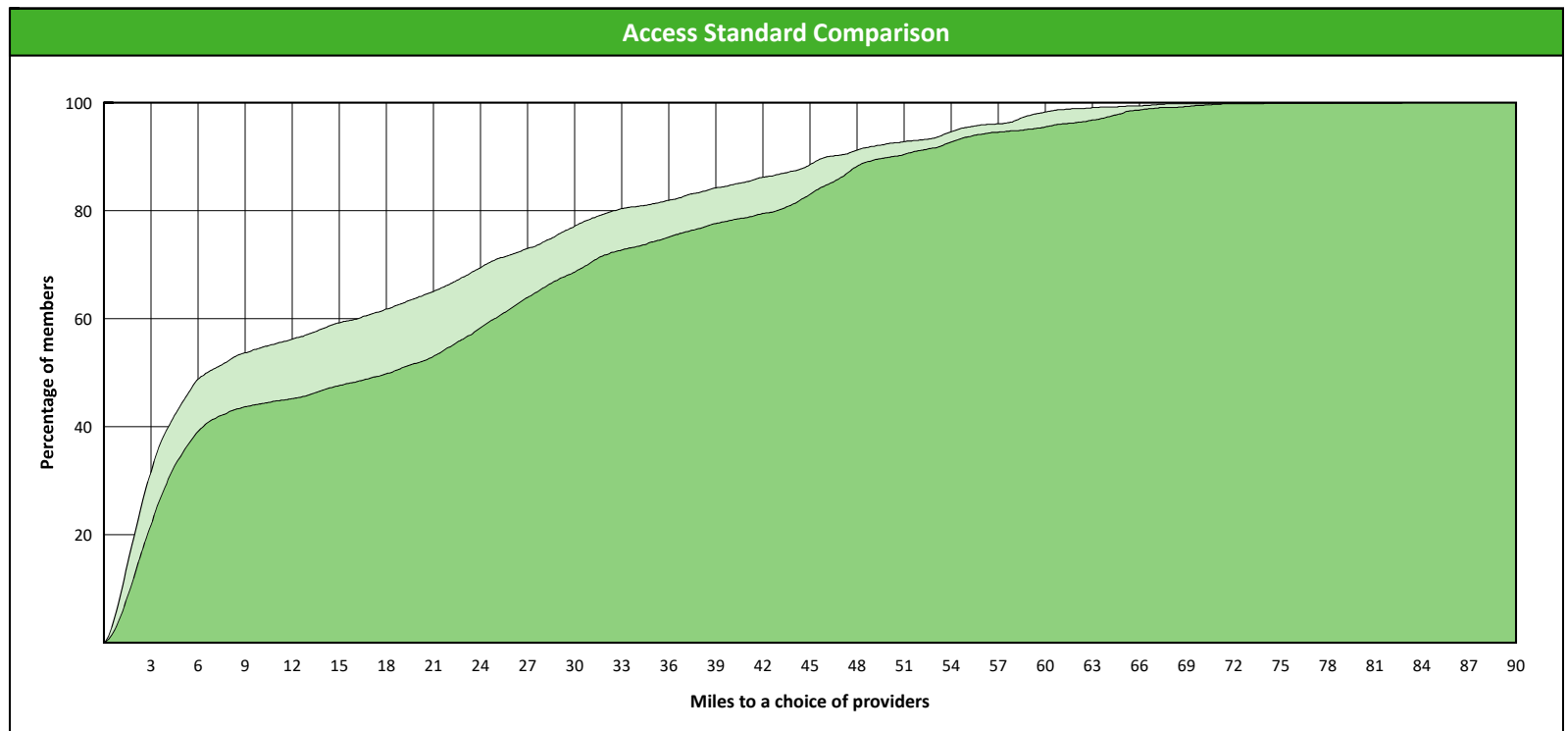
<sup>1</sup> The Access Standard is defined as (DWP Kids Members) members accessing:

1 (DWP Kids Orthodontist) provider in 90 miles and 90 minutes



### Distances/Times

	Average
Distance/Time to 1st closest provider	16.9 miles 18.9 mins
Distance/Time to 2nd closest provider	21.5 miles 24.4 mins



# Access Overview 90 Miles Periodontist

April 25, 2022

**Access Analysis**

DWP Kids Network

**Member / Provider Groups**

DWP Kids Members


DWP Kids Periodontist

**Comparison Graph**

Percent of members with access to a choice of providers over miles

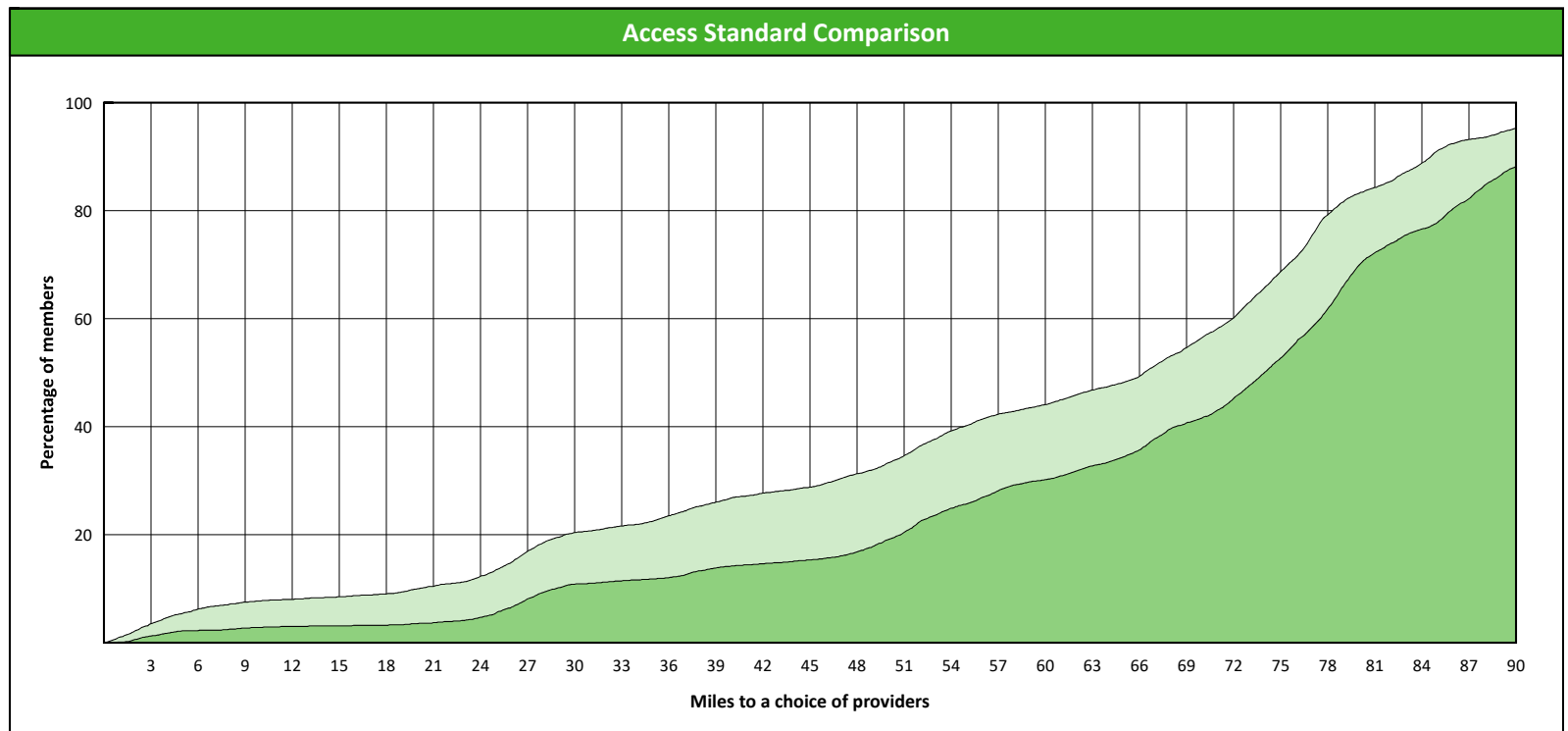
- 1st closest
- 2nd closest

<sup>1</sup> The Access Standard is defined as (DWP Kids Members) members accessing:  
1 (DWP Kids Periodontist) provider in 90 miles and 90 minutes



### Distances/Times

	Average
Distance/Time to 1st closest provider	57.9 miles 74.3 mins
Distance/Time to 2nd closest provider	68.4 miles 87.6 mins



# Access Overview 90 Miles Prosthodontist

April 25, 2022

**Access Analysis**

DWP Kids Network

**Member / Provider Groups**

DWP Kids Members

DWP Kids Prosthodontist

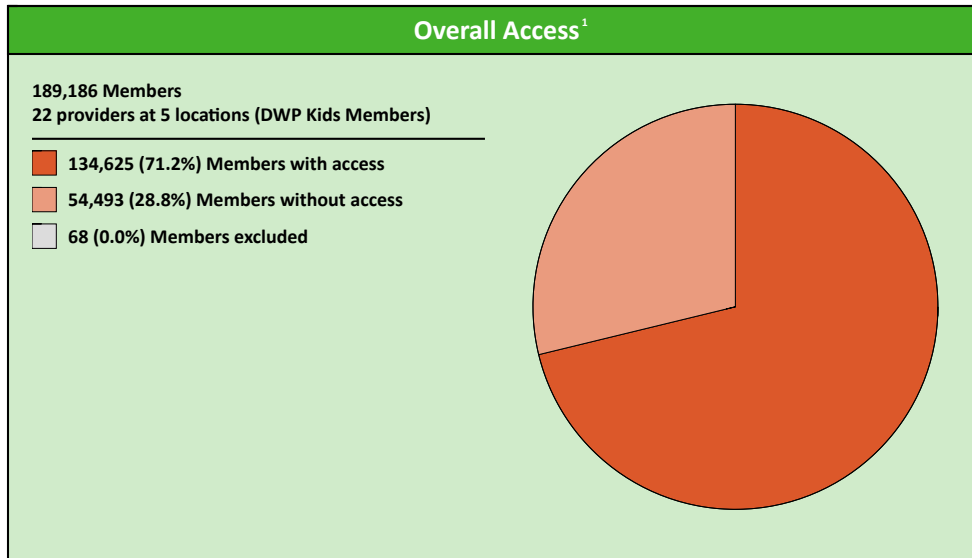
**Comparison Graph**

Percent of members with access to a choice of providers over miles

- 1st closest
- 2nd closest

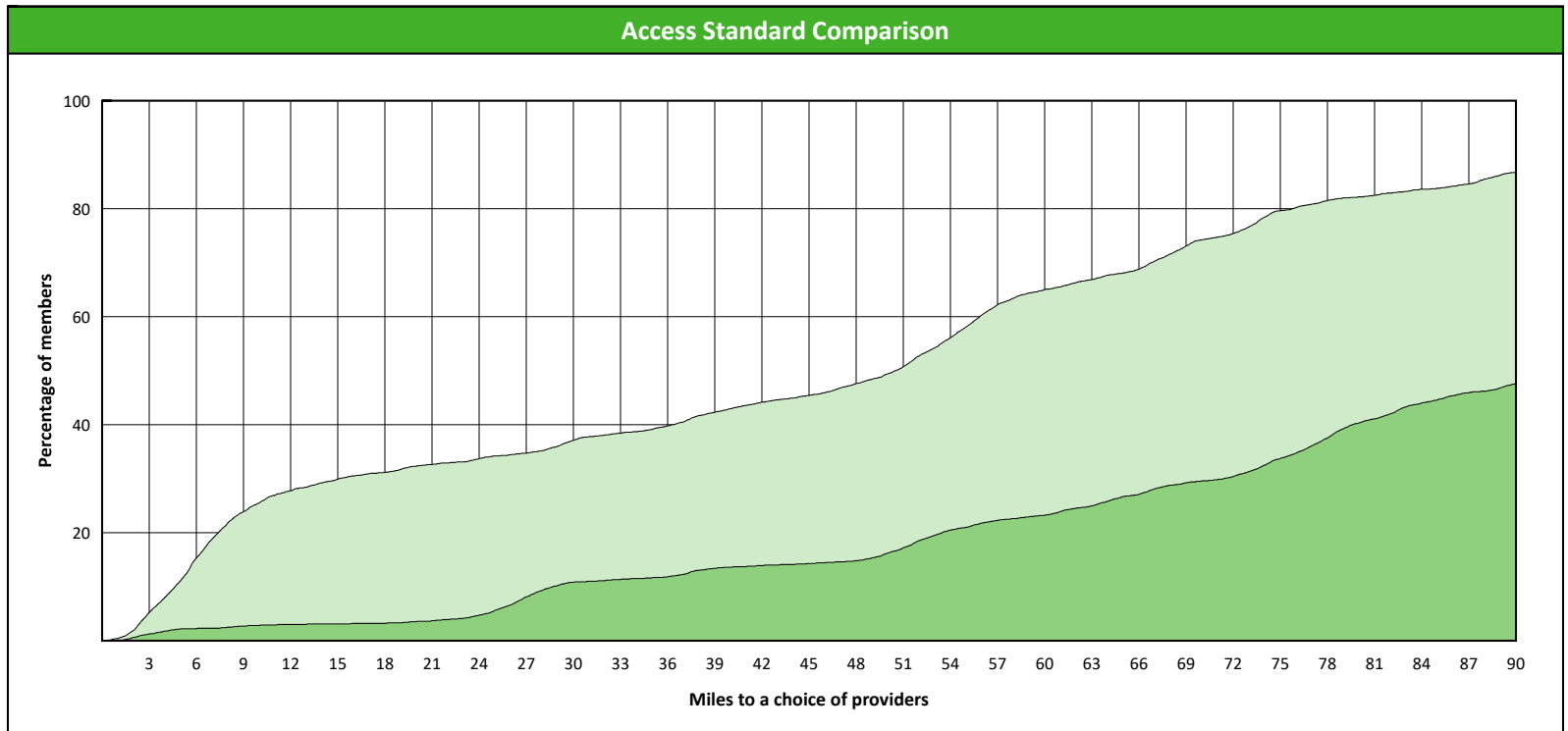
<sup>1</sup> The Access Standard is defined as (DWP Kids Members) members accessing:

1 (DWP Kids Prosthodontist) provider in 90 miles and 90 minutes



### Distances/Times

	Average
Distance/Time to 1st closest provider	47.7 miles 63.1 mins
Distance/Time to 2nd closest provider	88.9 miles 119.4 mins



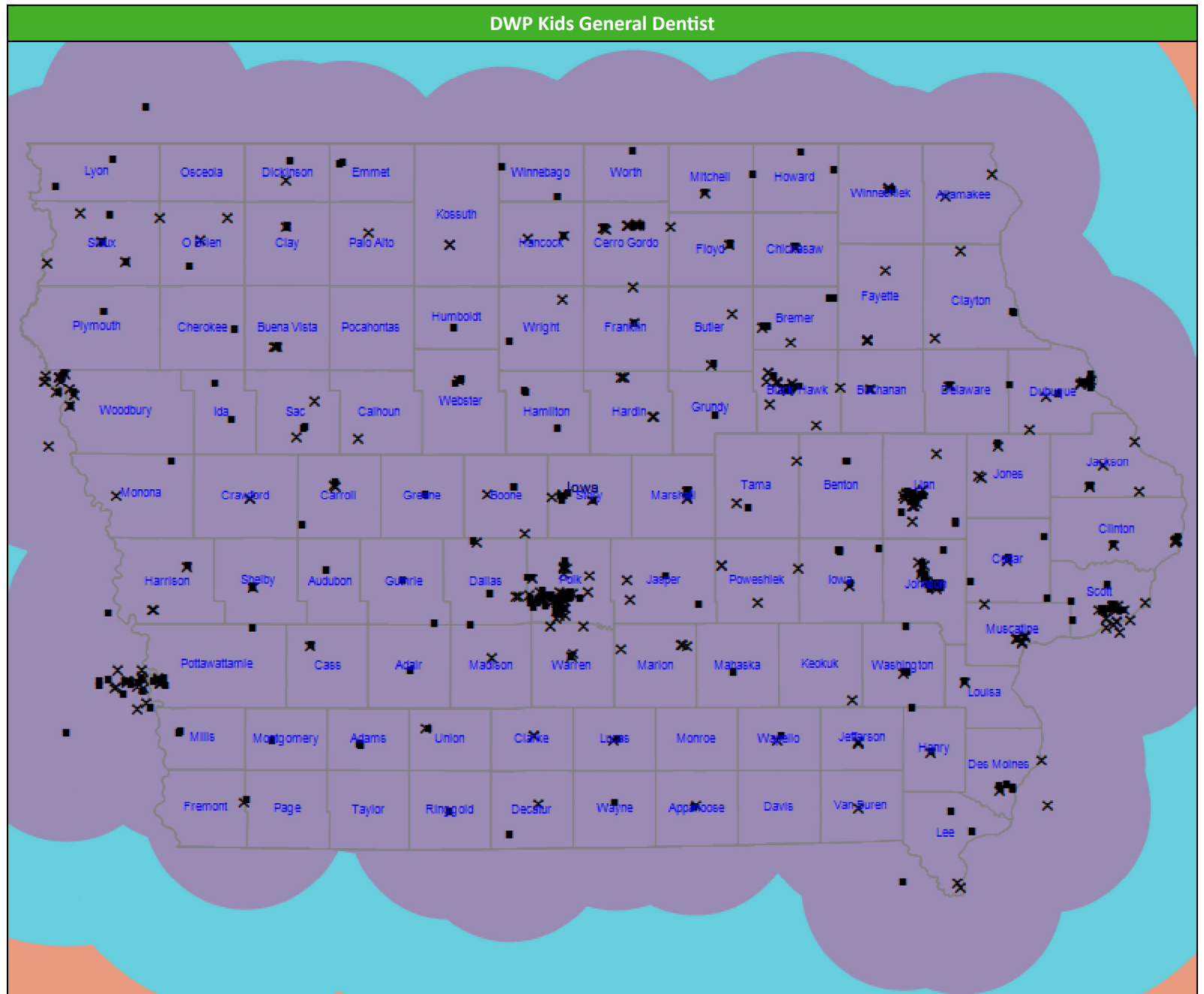
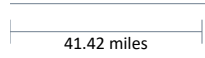
# DWP Kids General Dentist Access Map

April 25, 2022

## DWP Kids General Dentist

1,247 providers at 532 locations

- Single providers (259)
- ✕ Multiple providers (273)
- 30 mile radius
- 60 mile radius
- 90 mile radius





# DWP Kids Oral Surgeon Access Map

April 25, 2022

## DWP Kids Oral Surgeon

144 providers at 38 locations

- Single providers (9)
- ✕ Multiple providers (29)
- 30 mile radius
- 60 mile radius
- 90 mile radius

41.42 miles



# DWP Kids Endodontist Access Map

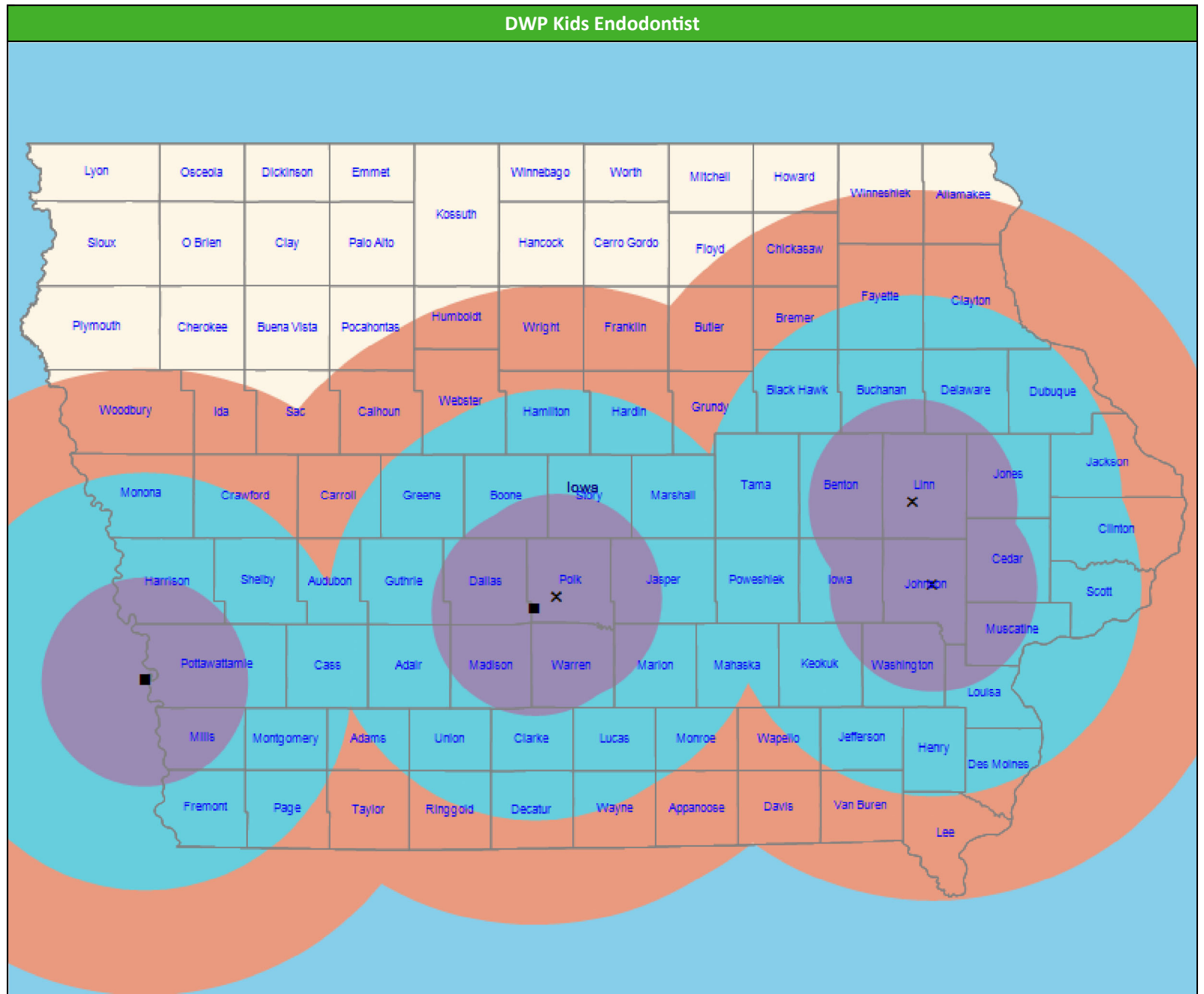
April 25, 2022

## DWP Kids Endodontist

11 providers at 5 locations

- Single providers (2)
- ✕ Multiple providers (3)
- 30 mile radius
- 60 mile radius
- 90 mile radius

41.42 miles



# DWP Kids Periodontist Access Map

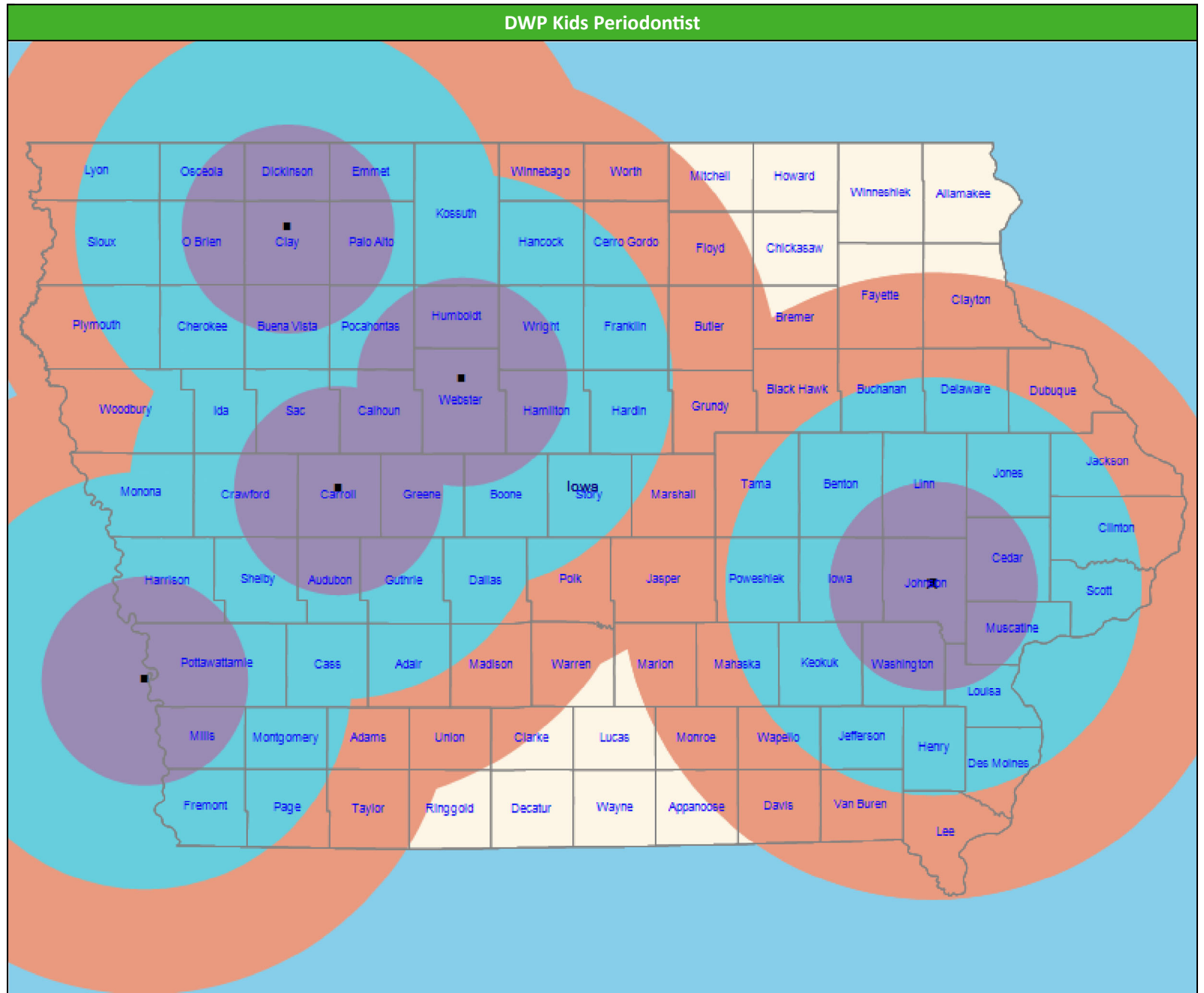
April 25, 2022

## DWP Kids Periodontist

14 providers at 6 locations

- Single providers (5)
- ✕ Multiple providers (1)
- 30 mile radius
- 60 mile radius
- 90 mile radius

41.42 miles



# DWP Kids Prosthodontist Access Map

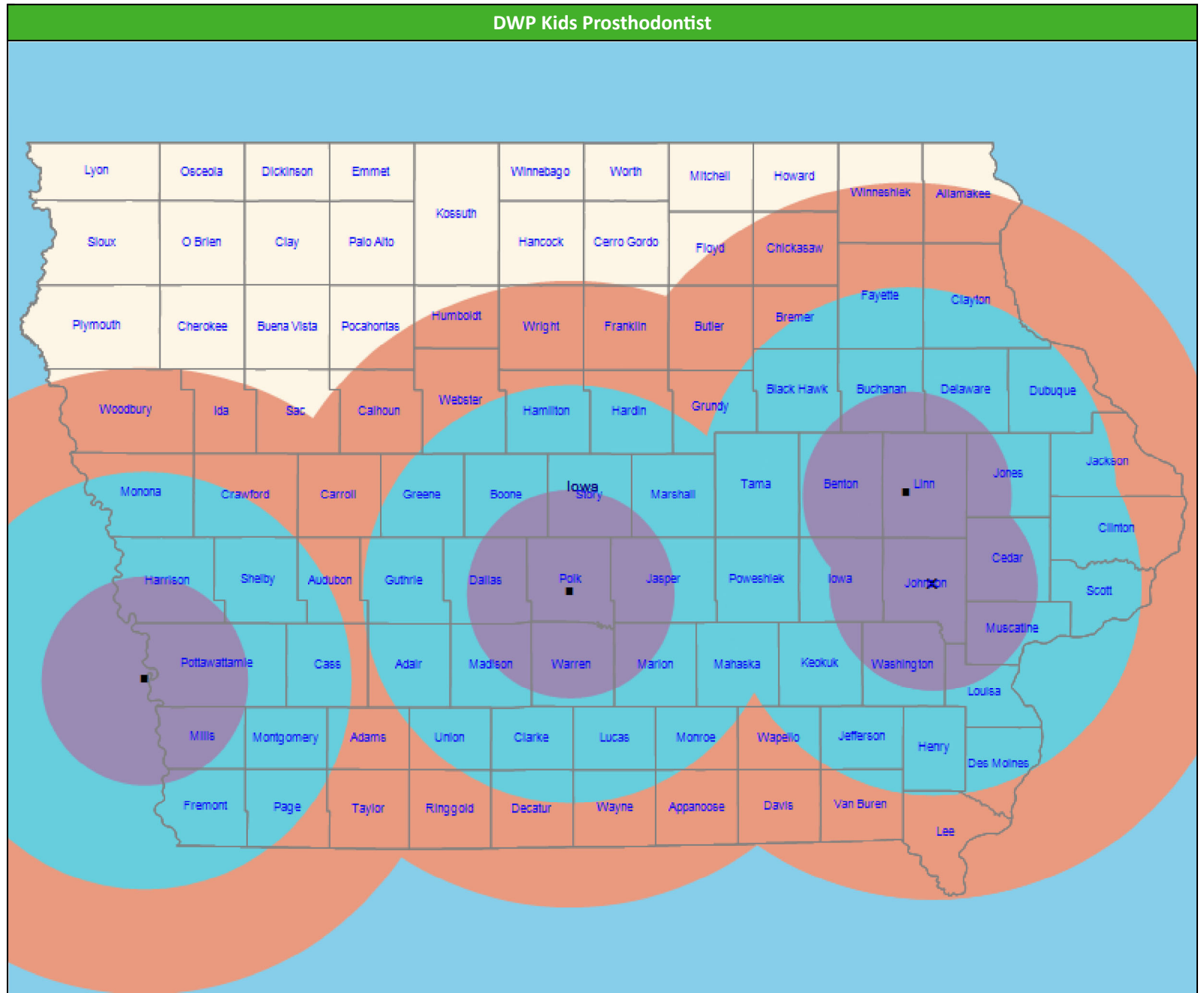
April 25, 2022

## DWP Kids Prosthodontist

22 providers at 5 locations

- Single providers (3)
- × Multiple providers (2)
- 30 mile radius
- 60 mile radius
- 90 mile radius

41.42 miles



# DWP Kids Orthodontist Access Map

April 25, 2022

## DWP Kids Orthodontist

112 providers at 57 locations

- Single providers (32)
- ✕ Multiple providers (25)
- 30 mile radius
- 60 mile radius
- 90 mile radius

41.42 miles



### Access Summary By State

April 25, 2022

**Access Analysis**

DWP Kids Network

**Member Group**

DWP Kids Members

**Provider Group**

- DWP Kids All Providers
- DWP Kids General Dentist
- DWP Kids Oral Surgeon
- DWP Kids Endodontist
- DWP Kids Orthodontist
- DWP Kids Periodontist
- DWP Kids Prosthodontist

<sup>1</sup> Provider counts represent:

- P: Unique providers
- L: Unique provider locations

\*\* These records have been excluded from the analysis because of invalid zip codes.

All Members												
Member		Provider		With Access		Without Access		Counts <sup>1</sup>		Average Distance		Average Time
Group	#	Group	Standard	#	%	#	%	P	L	1	2	1
DWP Kids Members	189,118	DWP Kids All Pro...	1 in 30 miles and 3...	189,089	99.9	29	0.1	1,550	601	3.1	4.3	3.4
		DWP Kids Gener...	1 in 30 miles and 3...	189,089	99.9	29	0.1	1,247	532	3.2	4.4	3.6
		DWP Kids Gener...	1 in 60 miles and 6...	189,117	99.9	1	0.1	1,247	532	3.2	4.4	3.6
		DWP Kids Gener...	1 in 90 miles and 9...	189,117	99.9	1	0.1	1,247	532	3.2	4.4	3.6
		DWP Kids Oral S...	1 in 30 miles and 3...	118,253	62.5	70,865	37.5	144	38	21.4	24.2	25.0
		DWP Kids Oral S...	1 in 60 miles and 6...	172,249	91.1	16,869	8.9	144	38	21.4	24.2	25.0
		DWP Kids Oral S...	1 in 90 miles and 9...	185,987	98.3	3,131	1.7	144	38	21.4	24.2	25.0
		DWP Kids Endod...	1 in 30 miles and 3...	63,392	33.5	125,726	66.5	11	5	47.3	57.1	63.5
		DWP Kids Endod...	1 in 60 miles and 6...	87,395	46.2	101,723	53.8	11	5	47.3	57.1	63.5
		DWP Kids Endod...	1 in 90 miles and 9...	134,462	71.1	54,656	28.9	11	5	47.3	57.1	63.5
		DWP Kids Ortho...	1 in 30 miles and 3...	138,704	73.3	50,414	26.7	112	57	16.9	21.5	18.9
		DWP Kids Ortho...	1 in 60 miles and 6...	179,806	95.1	9,312	4.9	112	57	16.9	21.5	18.9
		DWP Kids Ortho...	1 in 90 miles and 9...	189,113	99.9	5	0.1	112	57	16.9	21.5	18.9
		DWP Kids Period...	1 in 30 miles and 3...	23,287	12.3	165,831	87.7	14	6	57.9	68.4	74.3
		DWP Kids Period...	1 in 60 miles and 6...	61,347	32.4	127,771	67.6	14	6	57.9	68.4	74.3
		DWP Kids Period...	1 in 90 miles and 9...	116,160	61.4	72,958	38.6	14	6	57.9	68.4	74.3
		DWP Kids Prosth...	1 in 30 miles and 3...	63,673	33.7	125,445	66.3	22	5	47.7	88.9	63.1
		DWP Kids Prosth...	1 in 60 miles and 6...	89,189	47.2	99,929	52.8	22	5	47.7	88.9	63.1
		DWP Kids Prosth...	1 in 90 miles and 9...	134,625	71.2	54,493	28.8	22	5	47.7	88.9	63.1

Key Geographic Areas										
State Name	Member	Provider		With Access		Without Access		Average Distance		Average Time
	#	Group	Standard	#	%	#	%	1	2	1
Iowa	189,108	DWP Kids All Providers	1 in 30 miles and 30 mins	189,084	99.9	24	0.1	3.1	4.3	3.4
		DWP Kids General Denti...	1 in 30 miles and 30 mins	189,084	99.9	24	0.1	3.2	4.4	3.6
		DWP Kids General Denti...	1 in 60 miles and 60 mins	189,108	100.0	0	0.0	3.2	4.4	3.6
		DWP Kids General Denti...	1 in 90 miles and 90 mins	189,108	100.0	0	0.0	3.2	4.4	3.6
		DWP Kids Oral Surgeon	1 in 30 miles and 30 mins	118,252	62.5	70,856	37.5	21.4	24.2	25.0
		DWP Kids Oral Surgeon	1 in 60 miles and 60 mins	172,242	91.1	16,866	8.9	21.4	24.2	25.0
		DWP Kids Oral Surgeon	1 in 90 miles and 90 mins	185,978	98.3	3,130	1.7	21.4	24.2	25.0
		DWP Kids Endodontist	1 in 30 miles and 30 mins	63,391	33.5	125,717	66.5	47.3	57.0	63.5
		DWP Kids Endodontist	1 in 60 miles and 60 mins	87,394	46.2	101,714	53.8	47.3	57.0	63.5
		DWP Kids Endodontist	1 in 90 miles and 90 mins	134,461	71.1	54,647	28.9	47.3	57.0	63.5
		DWP Kids Orthodontist	1 in 30 miles and 30 mins	138,703	73.3	50,405	26.7	16.9	21.5	18.9
		DWP Kids Orthodontist	1 in 60 miles and 60 mins	179,801	95.1	9,307	4.9	16.9	21.5	18.9
		DWP Kids Orthodontist	1 in 90 miles and 90 mins	189,104	99.9	4	0.1	16.9	21.5	18.9
		DWP Kids Periodontist	1 in 30 miles and 30 mins	23,286	12.3	165,822	87.7	57.9	68.4	74.3
		DWP Kids Periodontist	1 in 60 miles and 60 mins	61,346	32.4	127,762	67.6	57.9	68.4	74.3
		DWP Kids Periodontist	1 in 90 miles and 90 mins	116,155	61.4	72,953	38.6	57.9	68.4	74.3



### Access Summary By City

April 25, 2022

**Access Analysis**

DWP Kids Network

**Member Group**

DWP Kids Members

**Provider Group**

- DWP Kids All Providers
- DWP Kids General Dentist
- DWP Kids Oral Surgeon
- DWP Kids Endodontist
- DWP Kids Orthodontist
- DWP Kids Periodontist
- DWP Kids Prosthodontist

<sup>1</sup> Provider counts represent:

- P: Unique providers
- L: Unique provider locations

\*\* These records have been excluded from the analysis because of invalid zip codes.

All Members												
Member		Provider		With Access		Without Access		Counts <sup>1</sup>		Average Distance		Average Time
Group	#	Group	Standard	#	%	#	%	P	L	1	2	1
DWP Kids Members	189,118	DWP Kids All Pro...	1 in 30 miles and 3...	189,089	99.9	29	0.1	1,550	601	3.1	4.3	3.4
		DWP Kids Gener...	1 in 30 miles and 3...	189,089	99.9	29	0.1	1,247	532	3.2	4.4	3.6
		DWP Kids Gener...	1 in 60 miles and 6...	189,117	99.9	1	0.1	1,247	532	3.2	4.4	3.6
		DWP Kids Gener...	1 in 90 miles and 9...	189,117	99.9	1	0.1	1,247	532	3.2	4.4	3.6
		DWP Kids Oral S...	1 in 30 miles and 3...	118,253	62.5	70,865	37.5	144	38	21.4	24.2	25.0
		DWP Kids Oral S...	1 in 60 miles and 6...	172,249	91.1	16,869	8.9	144	38	21.4	24.2	25.0
		DWP Kids Oral S...	1 in 90 miles and 9...	185,987	98.3	3,131	1.7	144	38	21.4	24.2	25.0
		DWP Kids Endod...	1 in 30 miles and 3...	63,392	33.5	125,726	66.5	11	5	47.3	57.1	63.5
		DWP Kids Endod...	1 in 60 miles and 6...	87,395	46.2	101,723	53.8	11	5	47.3	57.1	63.5
		DWP Kids Endod...	1 in 90 miles and 9...	134,462	71.1	54,656	28.9	11	5	47.3	57.1	63.5
		DWP Kids Ortho...	1 in 30 miles and 3...	138,704	73.3	50,414	26.7	112	57	16.9	21.5	18.9
		DWP Kids Ortho...	1 in 60 miles and 6...	179,806	95.1	9,312	4.9	112	57	16.9	21.5	18.9
		DWP Kids Ortho...	1 in 90 miles and 9...	189,113	99.9	5	0.1	112	57	16.9	21.5	18.9
		DWP Kids Period...	1 in 30 miles and 3...	23,287	12.3	165,831	87.7	14	6	57.9	68.4	74.3
		DWP Kids Period...	1 in 60 miles and 6...	61,347	32.4	127,771	67.6	14	6	57.9	68.4	74.3
		DWP Kids Period...	1 in 90 miles and 9...	116,160	61.4	72,958	38.6	14	6	57.9	68.4	74.3
		DWP Kids Prosth...	1 in 30 miles and 3...	63,673	33.7	125,445	66.3	22	5	47.7	88.9	63.1
		DWP Kids Prosth...	1 in 60 miles and 6...	89,189	47.2	99,929	52.8	22	5	47.7	88.9	63.1
		DWP Kids Prosth...	1 in 90 miles and 9...	134,625	71.2	54,493	28.8	22	5	47.7	88.9	63.1

Key Geographic Areas										
City	Member	Provider		With Access		Without Access		Average Distance		Average Time
	#	Group	Standard	#	%	#	%	1	2	1
Des Moines, IA	20,318	DWP Kids All Providers	1 in 30 miles and 30 mins	20,318	100.0	0	0.0	0.9	1.0	1.3
		DWP Kids General Dentist	1 in 30 miles and 30 mins	20,318	100.0	0	0.0	0.9	1.1	1.3
		DWP Kids General Dentist	1 in 60 miles and 60 mins	20,318	100.0	0	0.0	0.9	1.1	1.3
		DWP Kids General Dentist	1 in 90 miles and 90 mins	20,318	100.0	0	0.0	0.9	1.1	1.3
		DWP Kids Oral Surgeon	1 in 30 miles and 30 mins	20,316	99.9	2	0.1	3.3	3.3	4.7
		DWP Kids Oral Surgeon	1 in 60 miles and 60 mins	20,318	100.0	0	0.0	3.3	3.3	4.7
		DWP Kids Oral Surgeon	1 in 90 miles and 90 mins	20,318	100.0	0	0.0	3.3	3.3	4.7
		DWP Kids Endodontist	1 in 30 miles and 30 mins	20,313	99.9	5	0.1	4.4	4.5	7.7
		DWP Kids Endodontist	1 in 60 miles and 60 mins	20,313	99.9	5	0.1	4.4	4.5	7.7
		DWP Kids Endodontist	1 in 90 miles and 90 mins	20,315	99.9	3	0.1	4.4	4.5	7.7
		DWP Kids Orthodontist	1 in 30 miles and 30 mins	20,313	99.9	5	0.1	3.0	3.6	4.7
		DWP Kids Orthodontist	1 in 60 miles and 60 mins	20,315	99.9	3	0.1	3.0	3.6	4.7
		DWP Kids Orthodontist	1 in 90 miles and 90 mins	20,318	100.0	0	0.0	3.0	3.6	4.7
		DWP Kids Periodontist	1 in 30 miles and 30 mins	3	0.1	20,315	99.9	74.3	77.3	96.7
		DWP Kids Periodontist	1 in 60 miles and 60 mins	3	0.1	20,315	99.9	74.3	77.3	96.7
		DWP Kids Periodontist	1 in 90 miles and 90 mins	5,170	25.4	15,148	74.6	74.3	77.3	96.7