

# ***Network Access Analysis***

***DWP Kids  
Delta Dental of Iowa***

---

*October 28, 2021*

# Contents

## Report Contents

<p><b>Access Overview 30 Miles</b> . . . . .</p> <p><i>DWP Kids Members: DWP Kids All Providers, DWP Kids Members: DWP Kids Primary Care Dentist, DWP Kids Members: DWP Kids Oral Surgeon, DWP Kids Members: DWP Kids Endodontist, DWP Kids Members: DWP Kids Orthodontist, DWP Kids Members: DWP Kids Periodontist, DWP Kids Members: DWP Kids Prosthodontist</i></p>	<p><b>3</b></p>
<p><b>Access Overview 60 Miles</b> . . . . .</p> <p><i>DWP Kids Members: DWP Kids All Providers, DWP Kids Members: DWP Kids Primary Care Dentist, DWP Kids Members: DWP Kids Oral Surgeon, DWP Kids Members: DWP Kids Endodontist, DWP Kids Members: DWP Kids Orthodontist, DWP Kids Members: DWP Kids Periodontist, DWP Kids Members: DWP Kids Prosthodontist</i></p>	<p><b>10</b></p>
<p><b>Access Overview 90 Miles</b> . . . . .</p> <p><i>DWP Kids Members: DWP Kids All Providers, DWP Kids Members: DWP Kids Primary Care Dentist, DWP Kids Members: DWP Kids Oral Surgeon, DWP Kids Members: DWP Kids Endodontist, DWP Kids Members: DWP Kids Orthodontist, DWP Kids Members: DWP Kids Periodontist, DWP Kids Members: DWP Kids Prosthodontist</i></p>	<p><b>17</b></p>
<p><b>DWP Kids Primary Care Dentist Access Map</b> . . . . .</p>	<p><b>24</b></p>
<p><b>DWP Kids Oral Surgeon Access Map</b> . . . . .</p>	<p><b>25</b></p>
<p><b>DWP Kids Endodontist Access Map</b> . . . . .</p>	<p><b>26</b></p>
<p><b>DWP Kids Periodontist Access Map</b> . . . . .</p>	<p><b>27</b></p>
<p><b>DWP Kids Prosthodontist Access Map</b> . . . . .</p>	<p><b>28</b></p>
<p><b>DWP Kids Orthodontist Access Map</b> . . . . .</p>	<p><b>29</b></p>
<p><b>Access Summary By State</b> . . . . .</p> <p><i>DWP Kids Members: DWP Kids Primary Care Dentist, DWP Kids Members: DWP Kids Primary Care Dentist, DWP Kids Members: DWP Kids Primary Care Dentist, DWP Kids Members: DWP Kids Oral Surgeon, DWP Kids Members: DWP Kids Oral Surgeon, DWP Kids Members: DWP Kids Oral Surgeon, DWP Kids Members: DWP Kids Endodontist, DWP Kids Members: DWP Kids Endodontist, DWP Kids Members: DWP Kids Endodontist, DWP Kids Members: DWP Kids Periodontist, DWP Kids Members: DWP Kids Periodontist, DWP Kids Members: DWP Kids Periodontist, DWP Kids Members: DWP Kids Prosthodontist, DWP Kids Members: DWP Kids Prosthodontist, DWP Kids Members: DWP Kids Prosthodontist, DWP Kids Members: DWP Kids Orthodontist, DWP Kids Members: DWP Kids Orthodontist, DWP Kids Members: DWP Kids Orthodontist, DWP Kids Members: DWP Kids All Providers</i></p>	<p><b>30</b></p>
<p><b>Access Summary By City</b> . . . . .</p> <p><i>DWP Kids Members: DWP Kids Primary Care Dentist, DWP Kids Members: DWP Kids Primary Care Dentist, DWP Kids Members: DWP Kids Primary Care Dentist, DWP Kids Members: DWP Kids Oral Surgeon, DWP Kids Members: DWP Kids Oral Surgeon, DWP Kids Members: DWP Kids Oral Surgeon, DWP Kids Members: DWP Kids Endodontist, DWP Kids Members: DWP Kids Endodontist, DWP Kids Members: DWP Kids Endodontist, DWP Kids Members: DWP Kids Periodontist, DWP Kids Members: DWP Kids Periodontist, DWP Kids Members: DWP Kids Periodontist, DWP Kids Members: DWP Kids Prosthodontist, DWP Kids Members: DWP Kids Prosthodontist, DWP Kids Members: DWP Kids Prosthodontist, DWP Kids Members: DWP Kids Orthodontist, DWP Kids Members: DWP Kids Orthodontist, DWP Kids Members: DWP Kids Orthodontist, DWP Kids Members: DWP Kids All Providers</i></p>	<p><b>31</b></p>

## Access Overview 30 Miles

October 28, 2021

### Access Analysis

DWP Kids Network

### Member / Provider Groups

DWP Kids Members


DWP Kids All Providers

### Comparison Graph

Percent of members with access to a choice of providers over miles

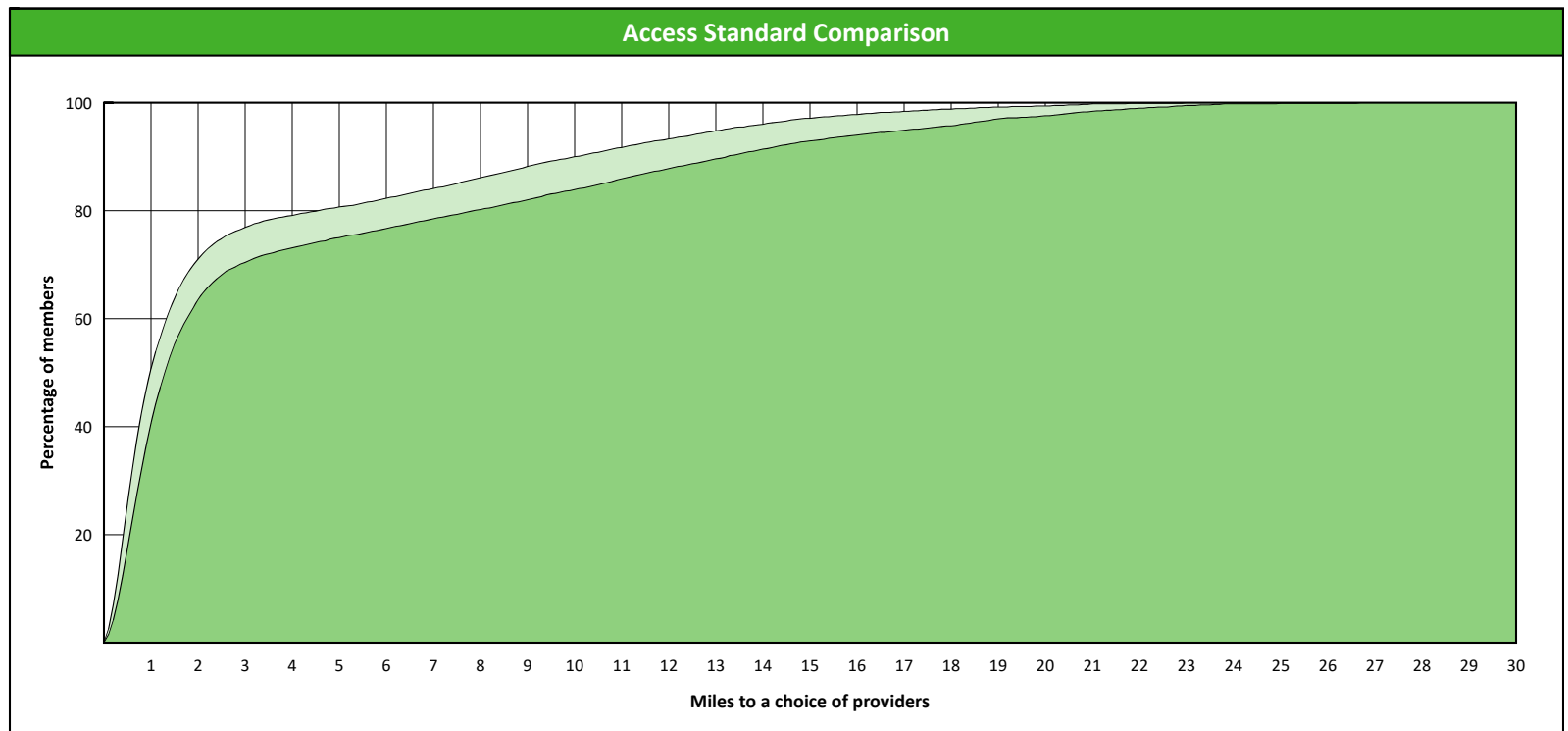
- 1st closest
- 2nd closest

<sup>1</sup> The Access Standard is defined as (DWP Kids Members) members accessing:  
1 (DWP Kids All Providers) provider in 30 miles and 30 minutes



### Distances/Times

	Average
Distance/Time to 1st closest provider	3.0 miles 3.3 mins
Distance/Time to 2nd closest provider	4.1 miles 4.6 mins



# Access Overview 30 Miles

October 28, 2021

**Access Analysis**

DWP Kids Network

**Member / Provider Groups**

DWP Kids Members


DWP Kids Primary Care Dentist

**Comparison Graph**

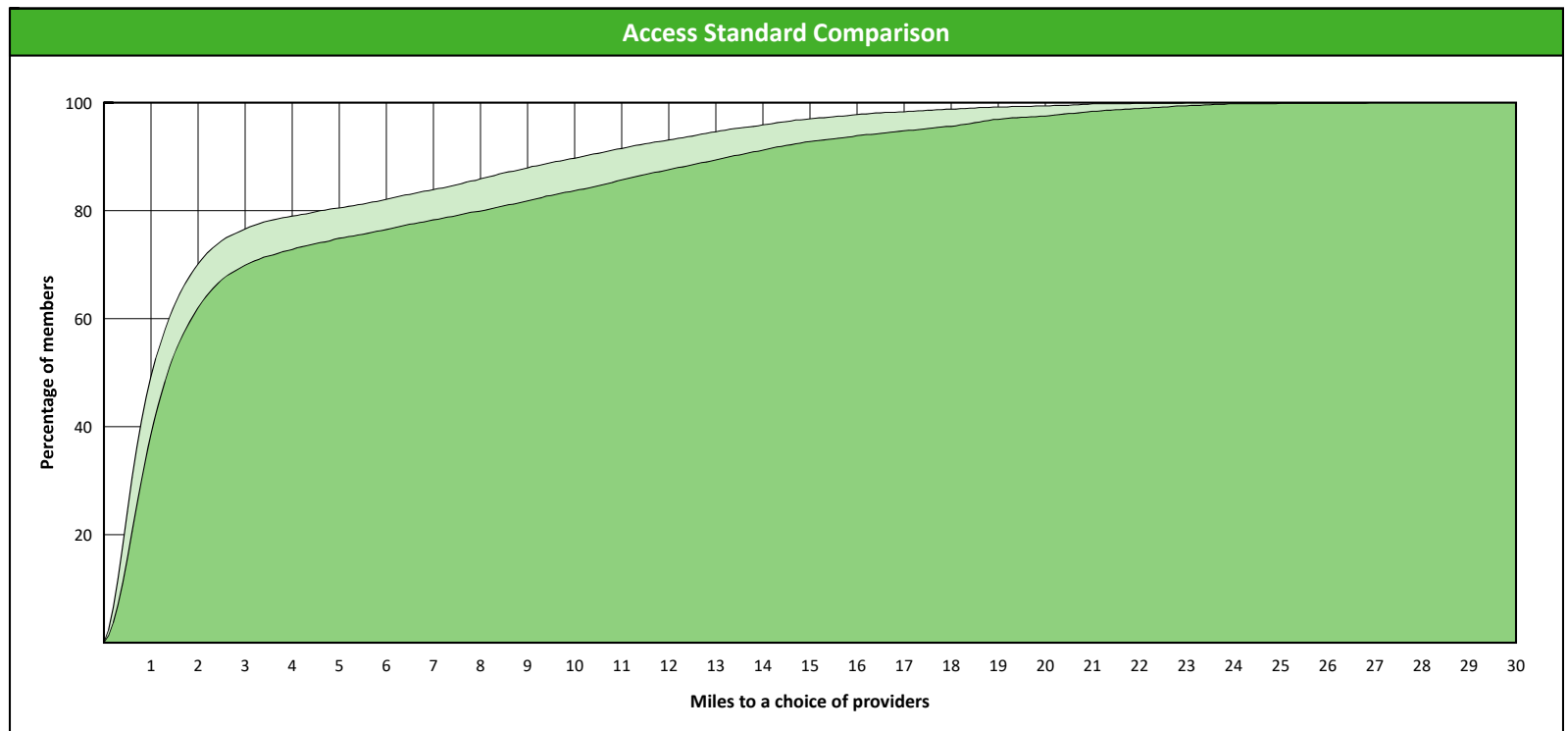
Percent of members with access to a choice of providers over miles

- 1st closest
- 2nd closest

<sup>1</sup> The Access Standard is defined as (DWP Kids Members) members accessing:  
1 (DWP Kids Primary Care Dentist) provider in 30 miles and 30 minutes



Distances/Times	
	Average
Distance/Time to 1st closest provider	3.1 miles 3.4 mins
Distance/Time to 2nd closest provider	4.2 miles 4.6 mins



## Access Overview 30 Miles

October 28, 2021

### Access Analysis

DWP Kids Network

### Member / Provider Groups

DWP Kids Members

DWP Kids Oral Surgeon


### Comparison Graph

Percent of members with access to a choice of providers over miles

- 1st closest
- 2nd closest

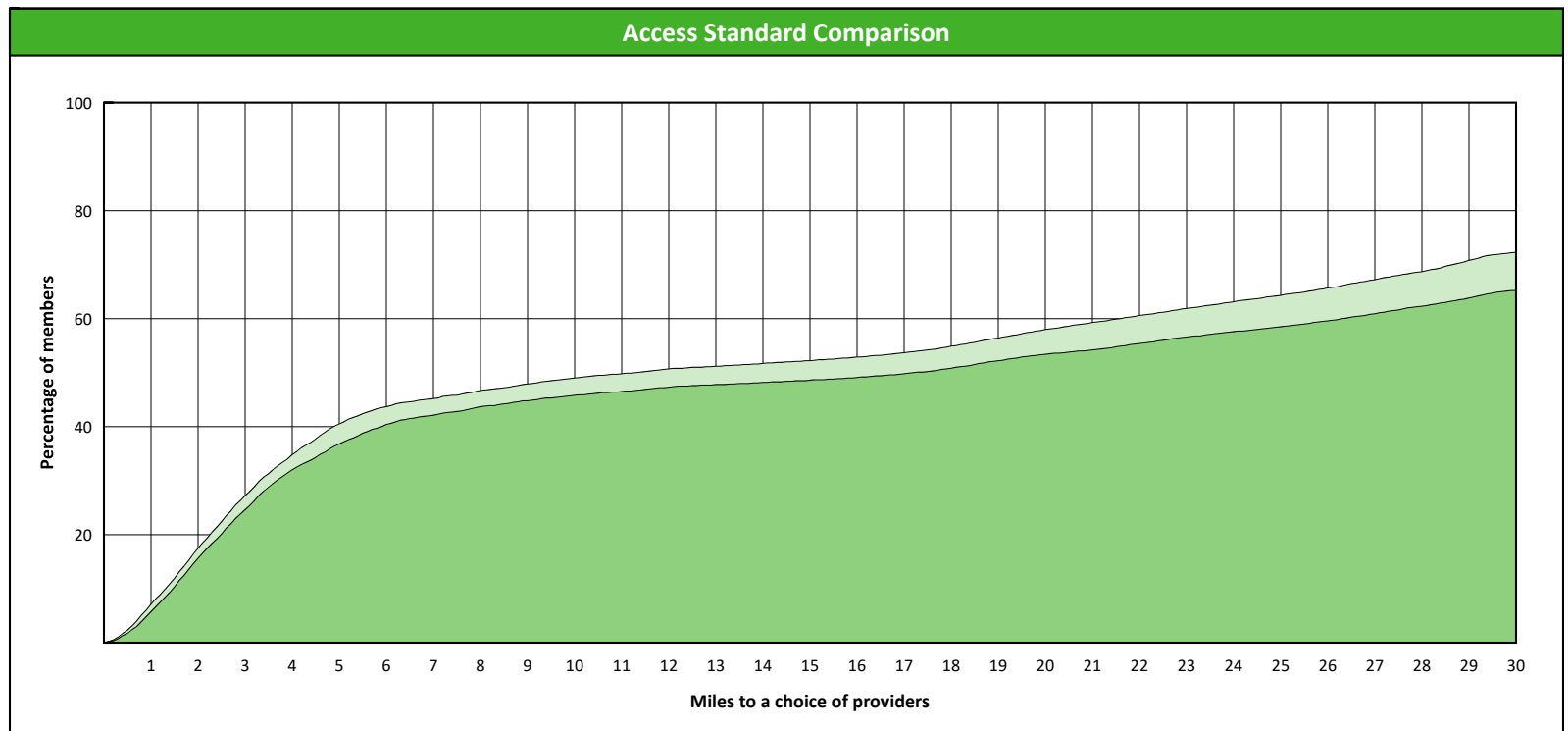
<sup>1</sup> The Access Standard is defined as (DWP Kids Members) members accessing:

1 (DWP Kids Oral Surgeon) provider in 30 miles and 30 minutes



### Distances/Times

	Average
Distance/Time to 1st closest provider	18.9 miles 21.7 mins
Distance/Time to 2nd closest provider	22.9 miles 27.6 mins



# Access Overview 30 Miles

October 28, 2021

**Access Analysis**

DWP Kids Network

**Member / Provider Groups**

DWP Kids Members


DWP Kids Endodontist

**Comparison Graph**

Percent of members with access to a choice of providers over miles

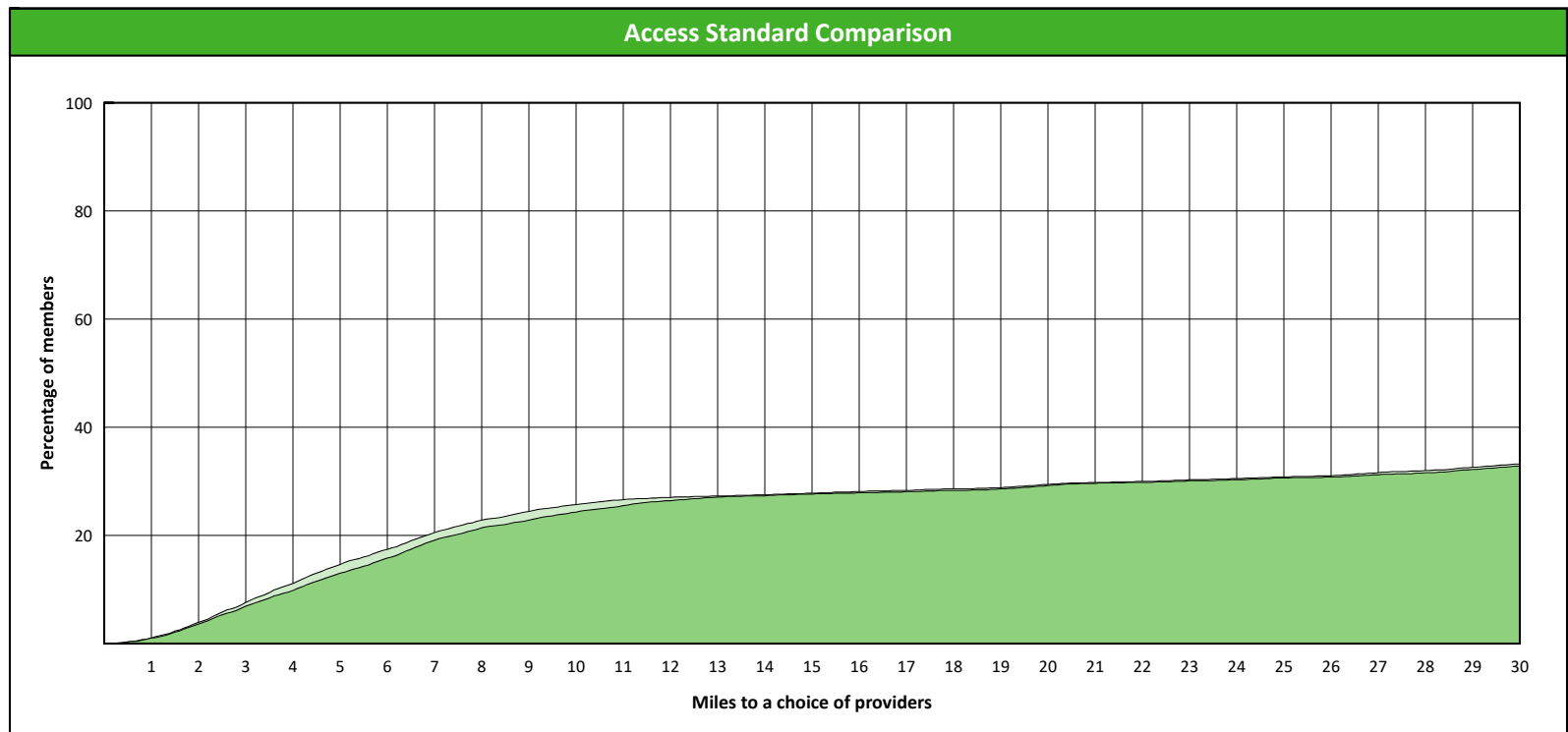
- 1st closest
- 2nd closest

<sup>1</sup> The Access Standard is defined as (DWP Kids Members) members accessing:  
1 (DWP Kids Endodontist) provider in 30 miles and 30 minutes



### Distances/Times

	Average
Distance/Time to 1st closest provider	56.6 miles 72.9 mins
Distance/Time to 2nd closest provider	57.8 miles 81.8 mins



## Access Overview 30 Miles

October 28, 2021

### Access Analysis

DWP Kids Network

### Member / Provider Groups

DWP Kids Members

DWP Kids Orthodontist

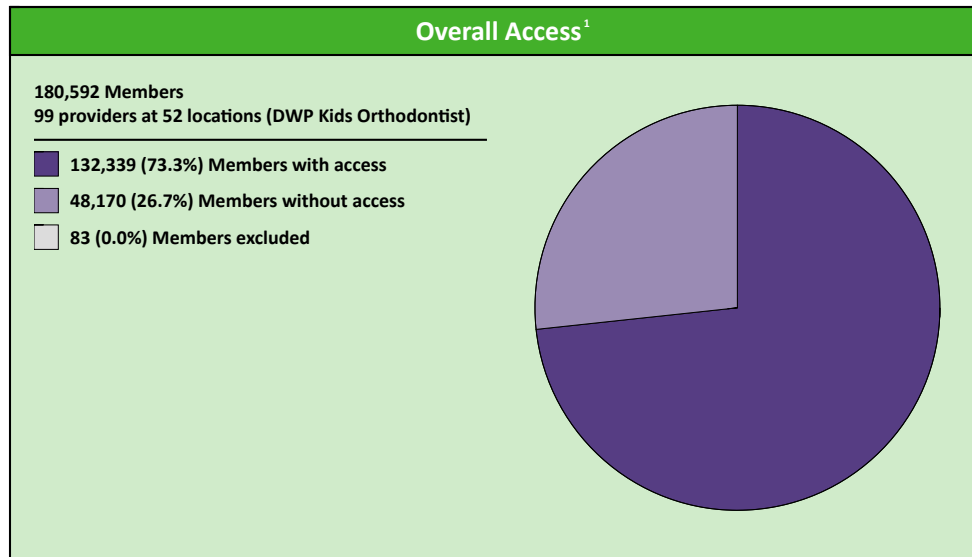
### Comparison Graph

Percent of members with access to a choice of providers over miles

- 1st closest
- 2nd closest

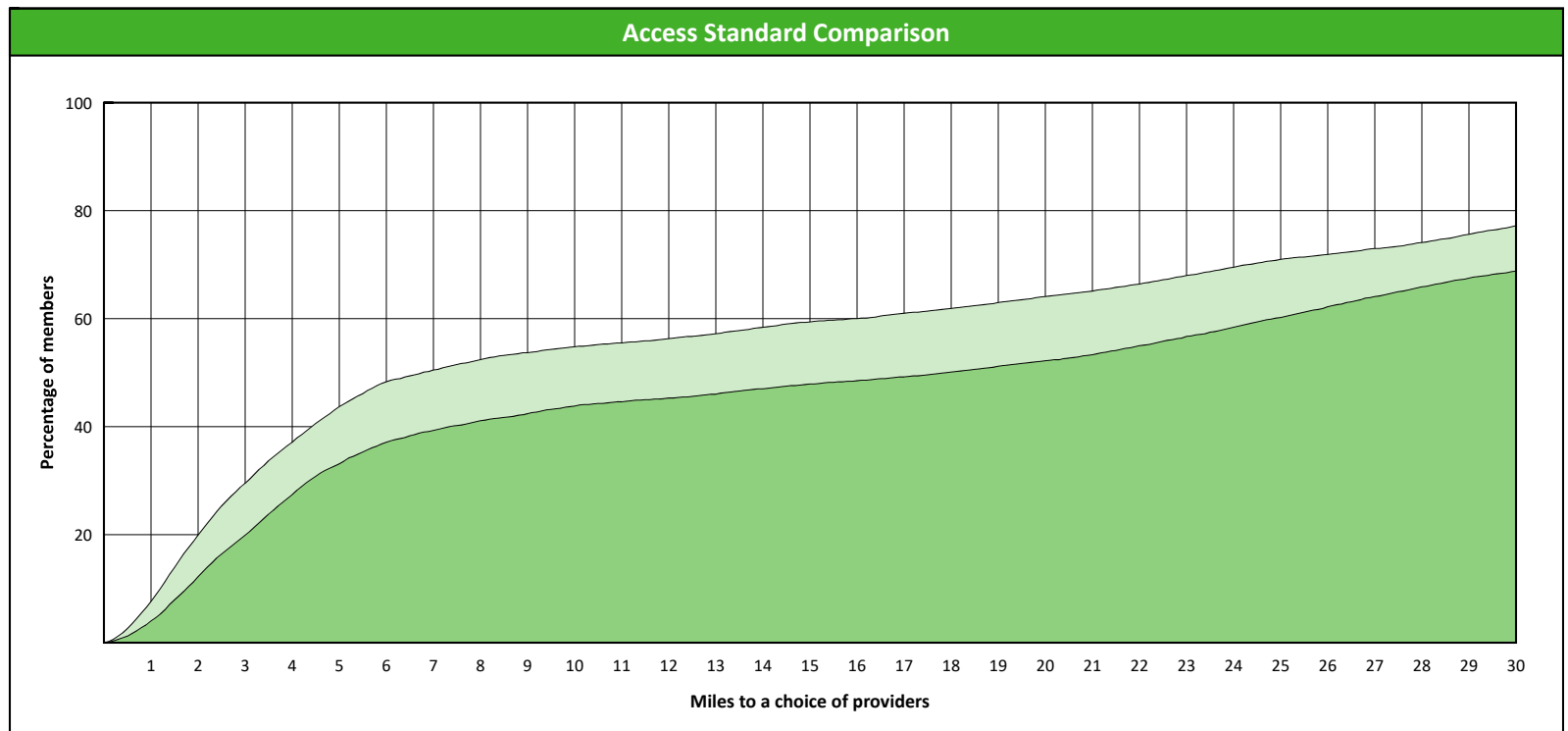
<sup>1</sup> The Access Standard is defined as (DWP Kids Members) members accessing:

1 (DWP Kids Orthodontist) provider in 30 miles and 30 minutes



### Distances/Times

	Average
Distance/Time to 1st closest provider	17.0 miles 19.0 mins
Distance/Time to 2nd closest provider	21.6 miles 24.4 mins



## Access Overview 30 Miles

October 28, 2021

### Access Analysis

DWP Kids Network

### Member / Provider Groups

DWP Kids Members


DWP Kids Periodontist

### Comparison Graph

Percent of members with access to a choice of providers over miles

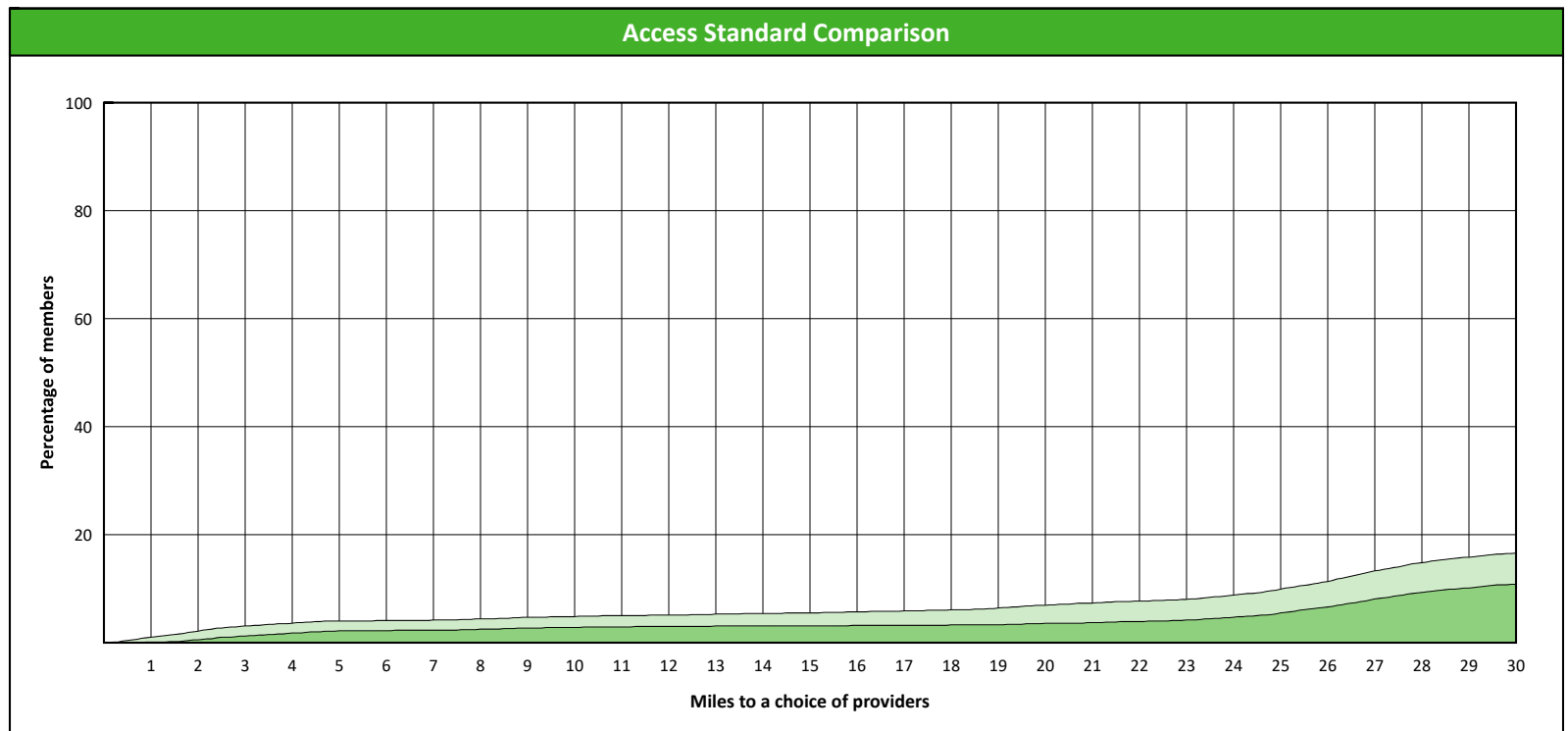
- 1st closest
- 2nd closest

<sup>1</sup> The Access Standard is defined as (DWP Kids Members) members accessing:  
1 (DWP Kids Periodontist) provider in 30 miles and 30 minutes



### Distances/Times

	Average
Distance/Time to 1st closest provider	61.4 miles 77.9 mins
Distance/Time to 2nd closest provider	71.6 miles 90.7 mins





# Access Overview 30 Miles

October 28, 2021

**Access Analysis**

DWP Kids Network

**Member / Provider Groups**

DWP Kids Members

DWP Kids Prosthodontist


**Comparison Graph**

Percent of members with access to a choice of providers over miles

- 1st closest
- 2nd closest

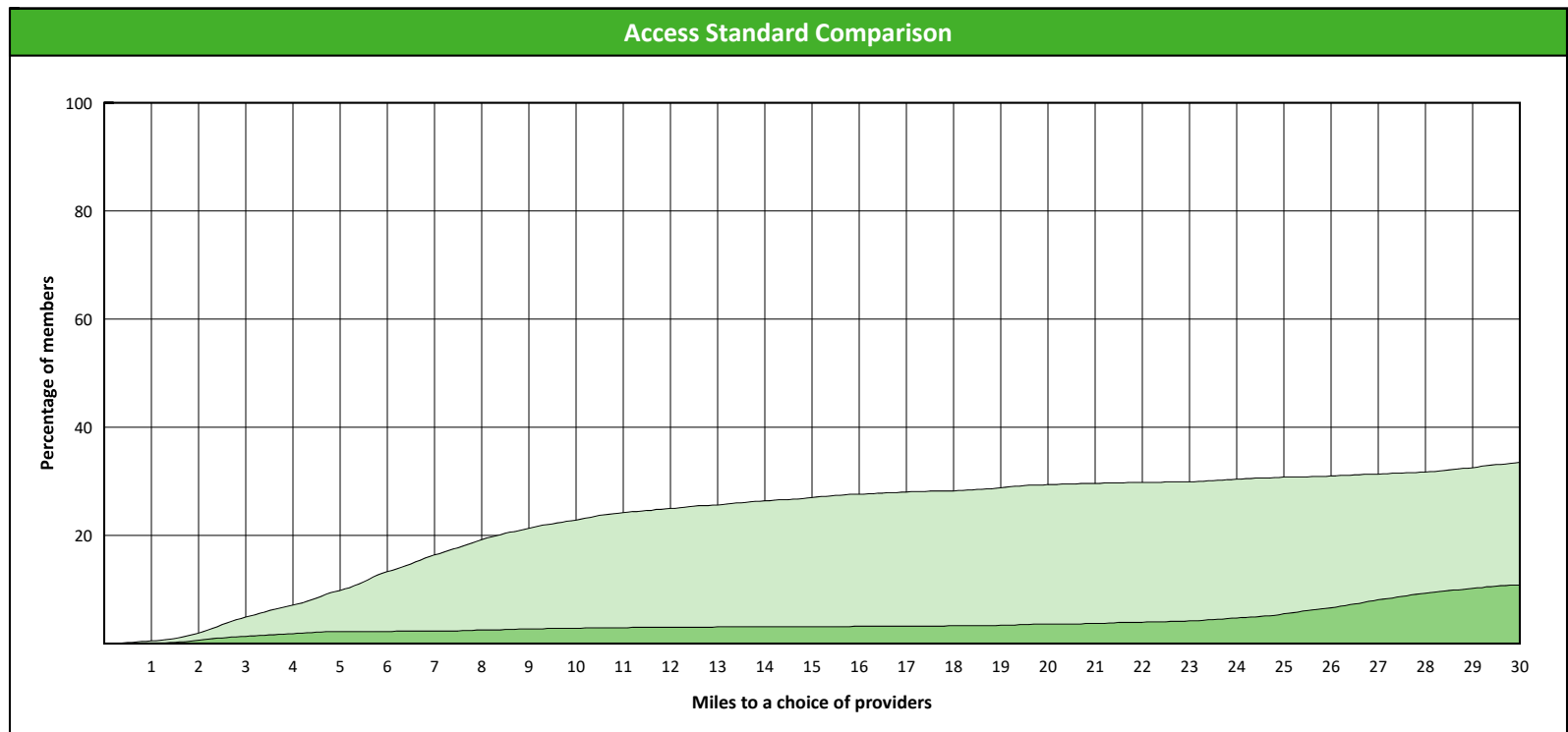
<sup>1</sup> The Access Standard is defined as (DWP Kids Members) members accessing:

1 (DWP Kids Prosthodontist) provider in 30 miles and 30 minutes



### Distances/Times

	Average
Distance/Time to 1st closest provider	58.3 miles 74.1 mins
Distance/Time to 2nd closest provider	107.3 miles 140.7 mins



## Access Overview 60 Miles

October 28, 2021

### Access Analysis

DWP Kids Network

### Member / Provider Groups

DWP Kids Members


DWP Kids All Providers

### Comparison Graph

Percent of members with access to a choice of providers over miles

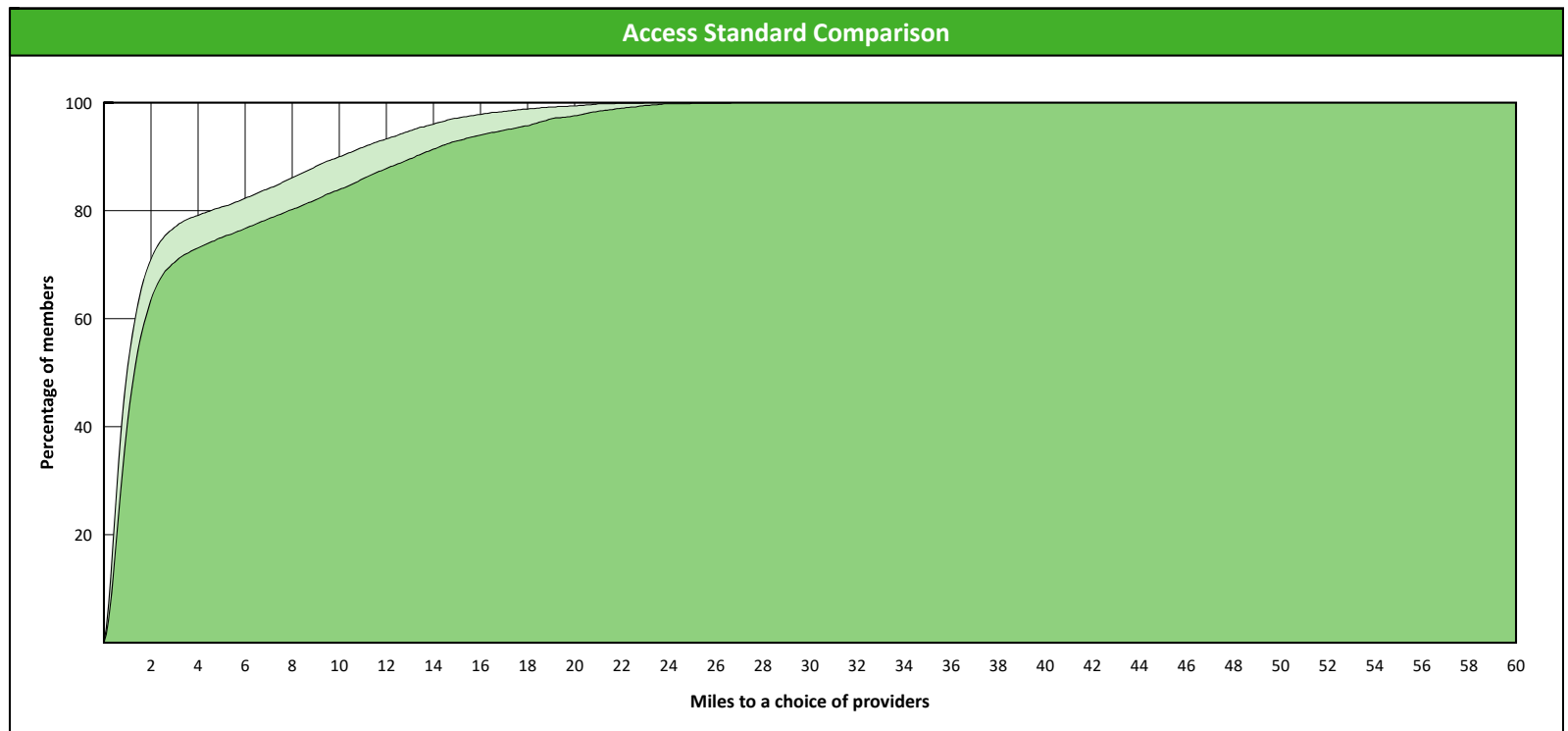
- 1st closest
- 2nd closest

<sup>1</sup> The Access Standard is defined as (DWP Kids Members) members accessing:  
1 (DWP Kids All Providers) provider in 60 miles and 60 minutes



### Distances/Times

		Average
Distance/Time to 1st closest provider		3.0 miles 3.3 mins
Distance/Time to 2nd closest provider		4.1 miles 4.6 mins



# Access Overview 60 Miles

October 28, 2021

**Access Analysis**

DWP Kids Network

**Member / Provider Groups**

DWP Kids Members


DWP Kids Primary Care Dentist

**Comparison Graph**

Percent of members with access to a choice of providers over miles

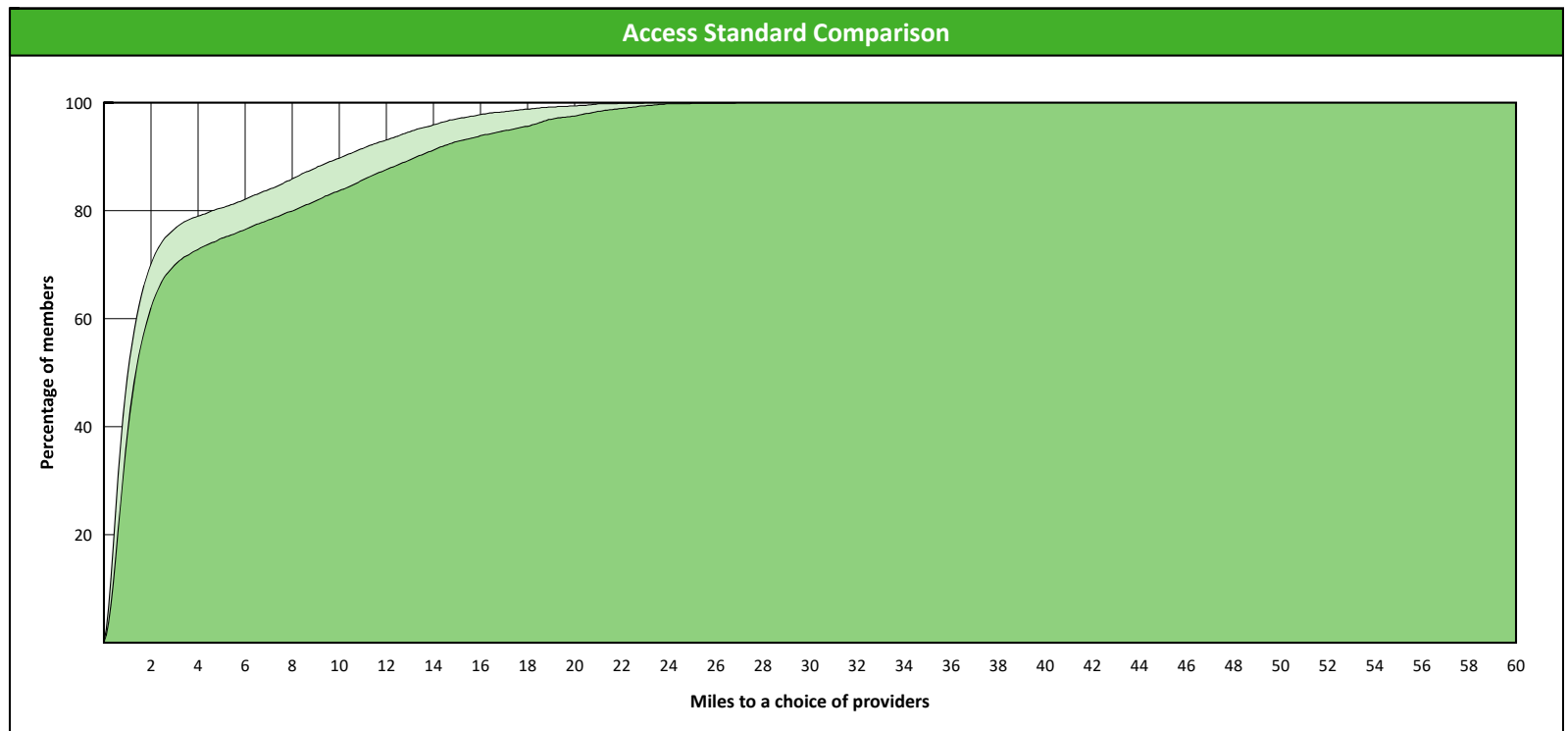
- 1st closest
- 2nd closest

<sup>1</sup> The Access Standard is defined as (DWP Kids Members) members accessing:  
1 (DWP Kids Primary Care Dentist) provider in 60 miles and 60 minutes



### Distances/Times

		Average
Distance/Time to 1st closest provider		3.1 miles 3.4 mins
Distance/Time to 2nd closest provider		4.2 miles 4.6 mins



## Access Overview 60 Miles

October 28, 2021

### Access Analysis

DWP Kids Network

### Member / Provider Groups

DWP Kids Members

DWP Kids Oral Surgeon

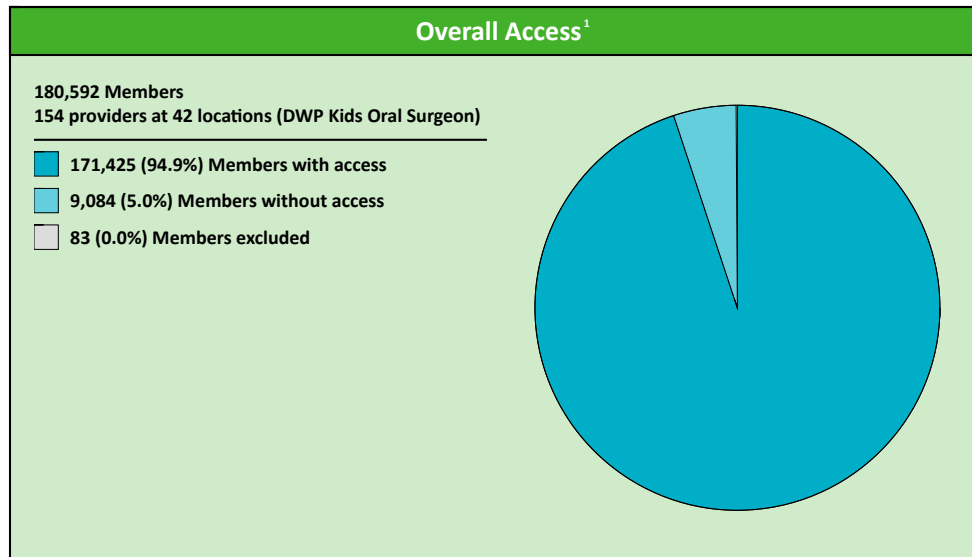
### Comparison Graph

Percent of members with access to a choice of providers over miles

- 1st closest
- 2nd closest

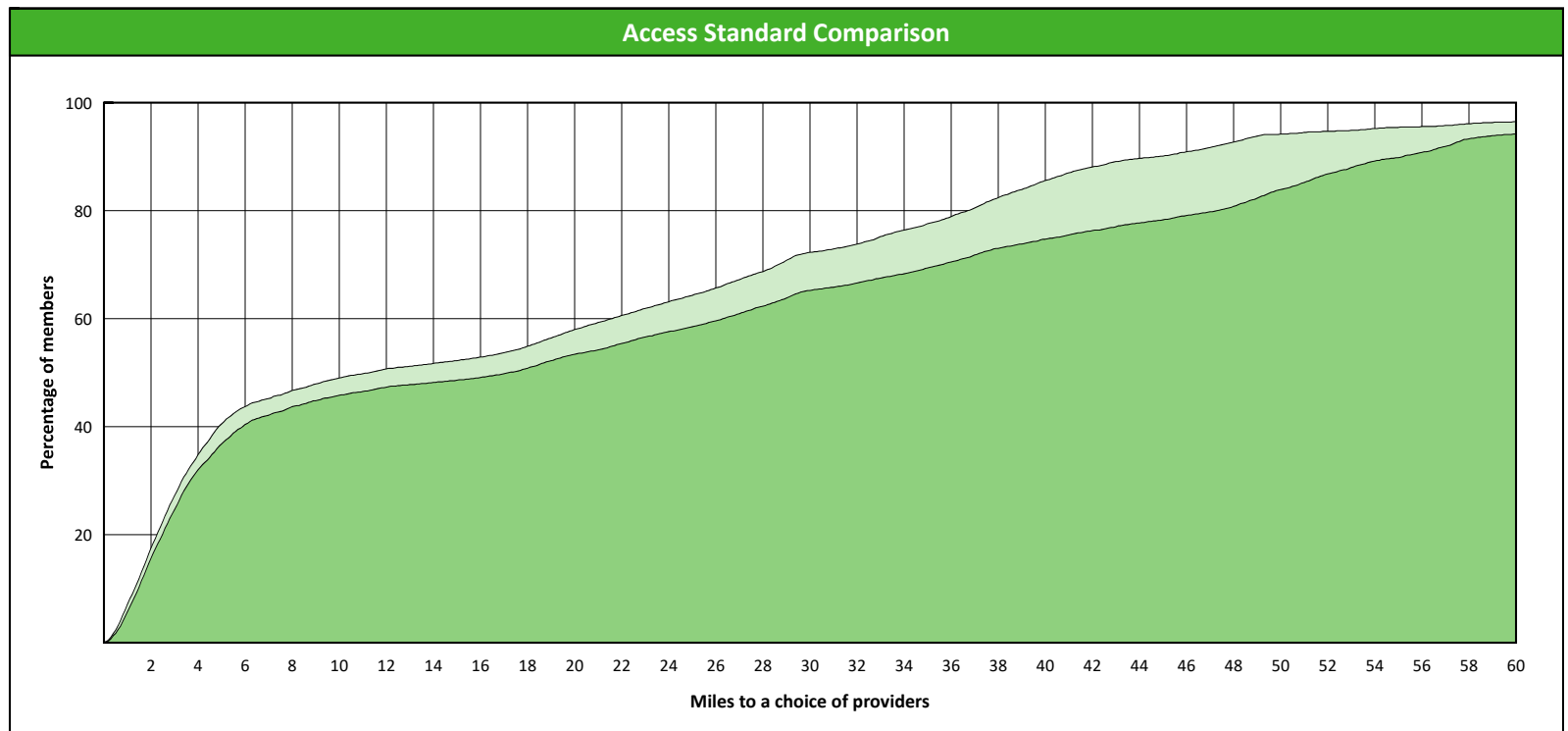
<sup>1</sup> The Access Standard is defined as (DWP Kids Members) members accessing:

1 (DWP Kids Oral Surgeon) provider in 60 miles and 60 minutes



### Distances/Times

	Average
Distance/Time to 1st closest provider	18.9 miles 21.7 mins
Distance/Time to 2nd closest provider	22.9 miles 27.6 mins



## Access Overview 60 Miles

October 28, 2021

### Access Analysis

DWP Kids Network

### Member / Provider Groups

DWP Kids Members

DWP Kids Endodontist


### Comparison Graph

Percent of members with access to a choice of providers over miles

- 1st closest
- 2nd closest

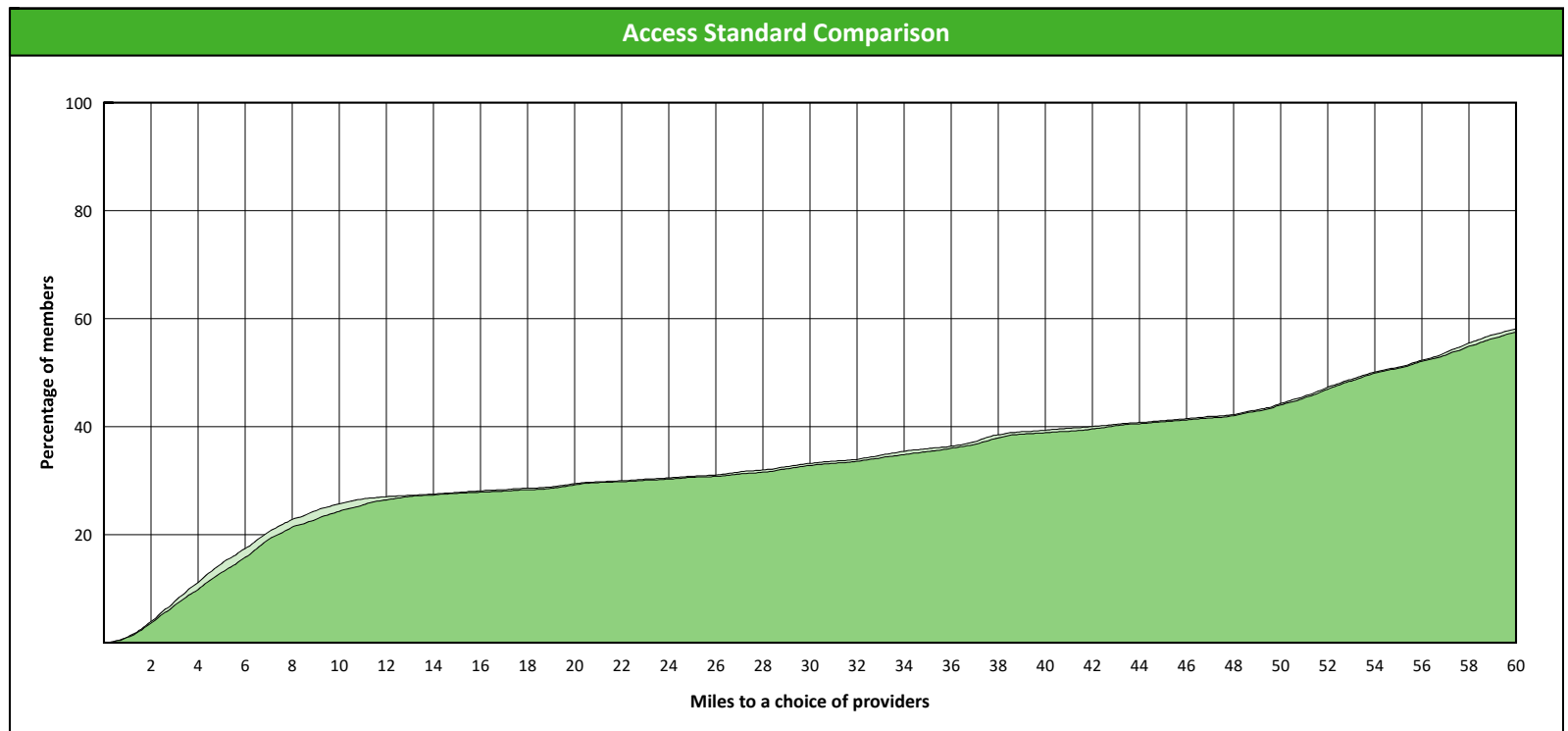
<sup>1</sup> The Access Standard is defined as (DWP Kids Members) members accessing:

1 (DWP Kids Endodontist) provider in 60 miles and 60 minutes



### Distances/Times

	Average
Distance/Time to 1st closest provider	56.6 miles 72.9 mins
Distance/Time to 2nd closest provider	57.8 miles 81.8 mins



# Access Overview 60 Miles

October 28, 2021

**Access Analysis**

DWP Kids Network

**Member / Provider Groups**

DWP Kids Members

DWP Kids Orthodontist


**Comparison Graph**

Percent of members with access to a choice of providers over miles

- 1st closest
- 2nd closest

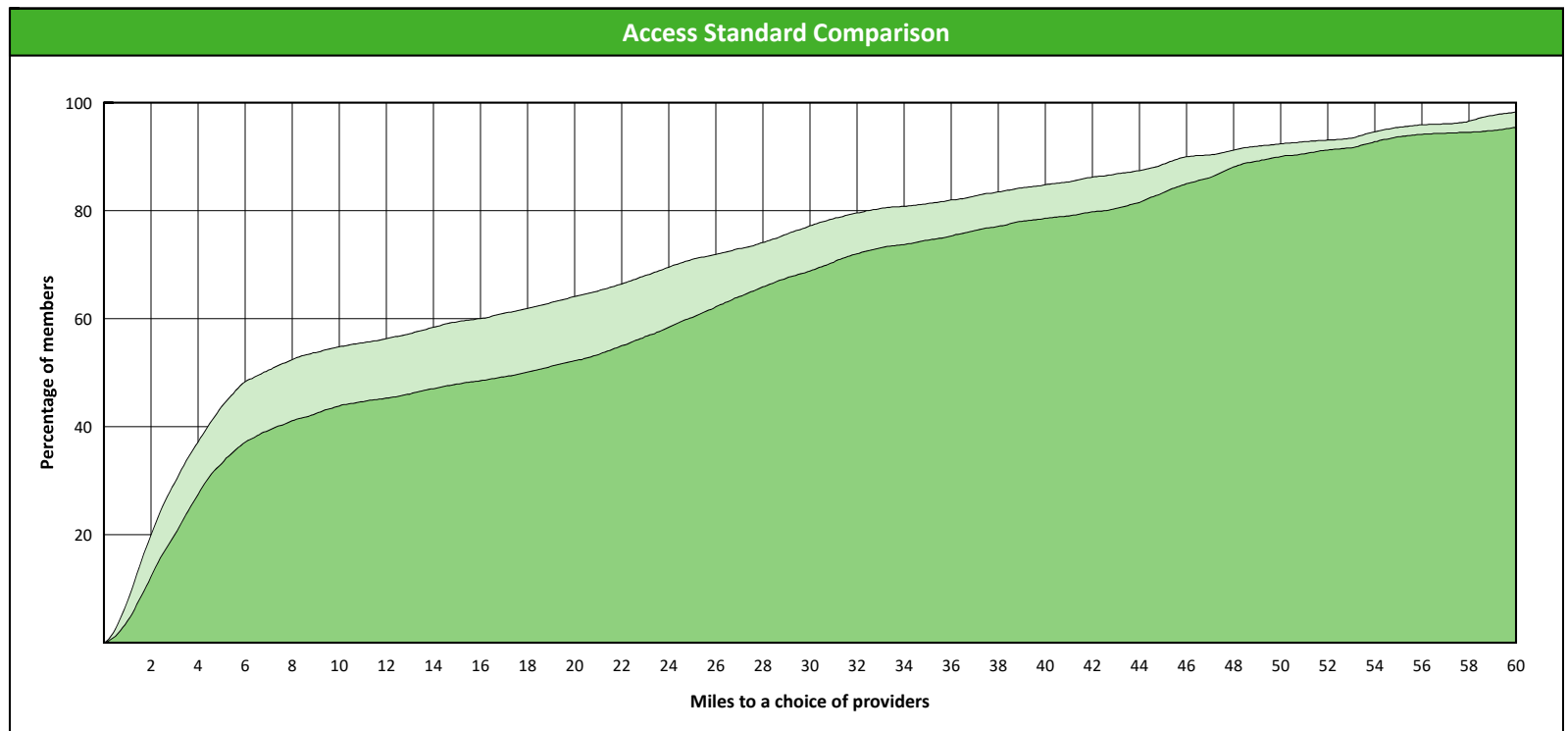
<sup>1</sup> The Access Standard is defined as (DWP Kids Members) members accessing:

1 (DWP Kids Orthodontist) provider in 60 miles and 60 minutes



### Distances/Times

	Average
Distance/Time to 1st closest provider	17.0 miles 19.0 mins
Distance/Time to 2nd closest provider	21.6 miles 24.4 mins



# Access Overview 60 Miles

October 28, 2021

**Access Analysis**

DWP Kids Network

**Member / Provider Groups**

DWP Kids Members


DWP Kids Periodontist

**Comparison Graph**

Percent of members with access to a choice of providers over miles

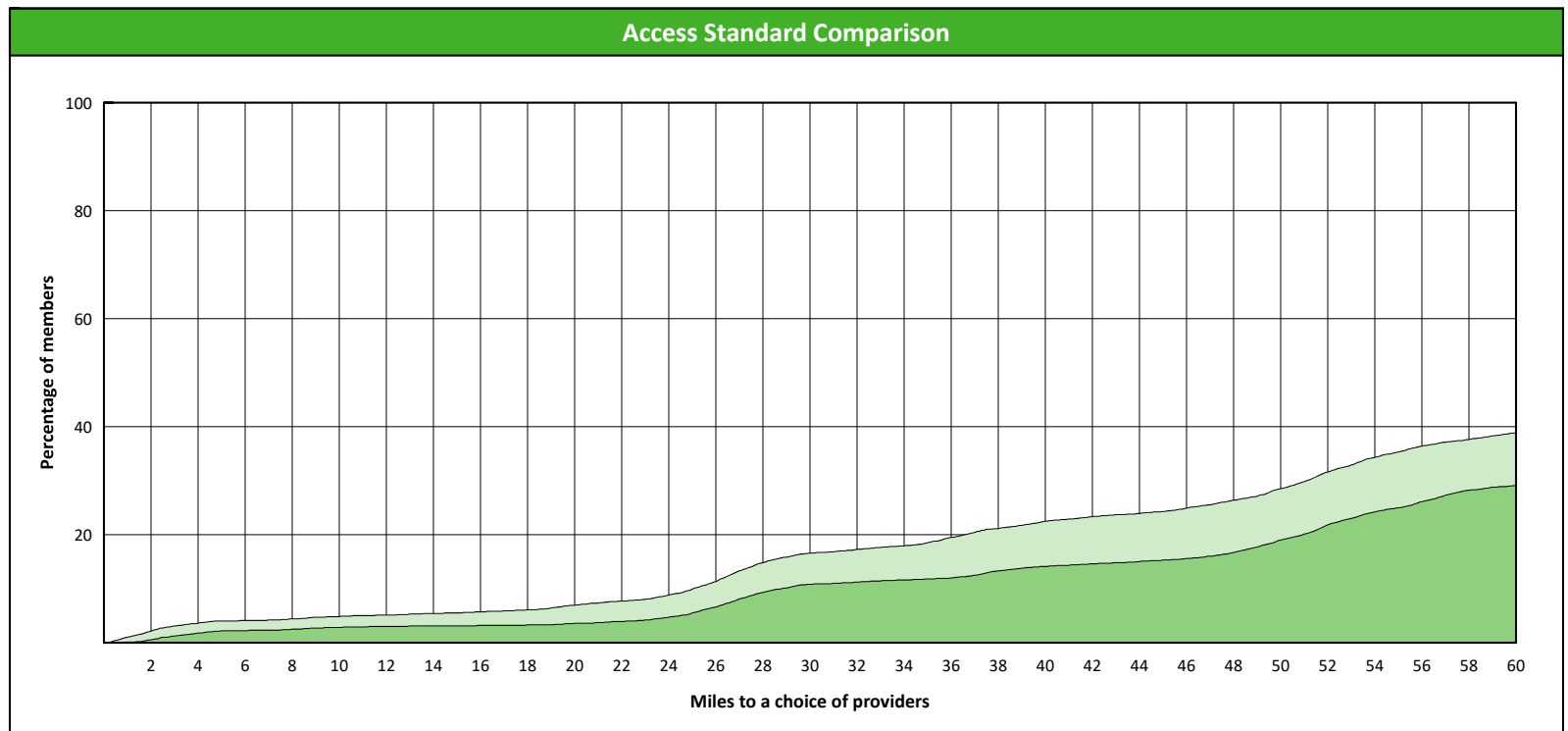
- 1st closest
- 2nd closest

<sup>1</sup> The Access Standard is defined as (DWP Kids Members) members accessing:  
1 (DWP Kids Periodontist) provider in 60 miles and 60 minutes



### Distances/Times

	Average
Distance/Time to 1st closest provider	61.4 miles 77.9 mins
Distance/Time to 2nd closest provider	71.6 miles 90.7 mins



# Access Overview 60 Miles

October 28, 2021

**Access Analysis**

DWP Kids Network

**Member / Provider Groups**

DWP Kids Members

DWP Kids Prosthodontist


**Comparison Graph**

Percent of members with access to a choice of providers over miles

- 1st closest
- 2nd closest

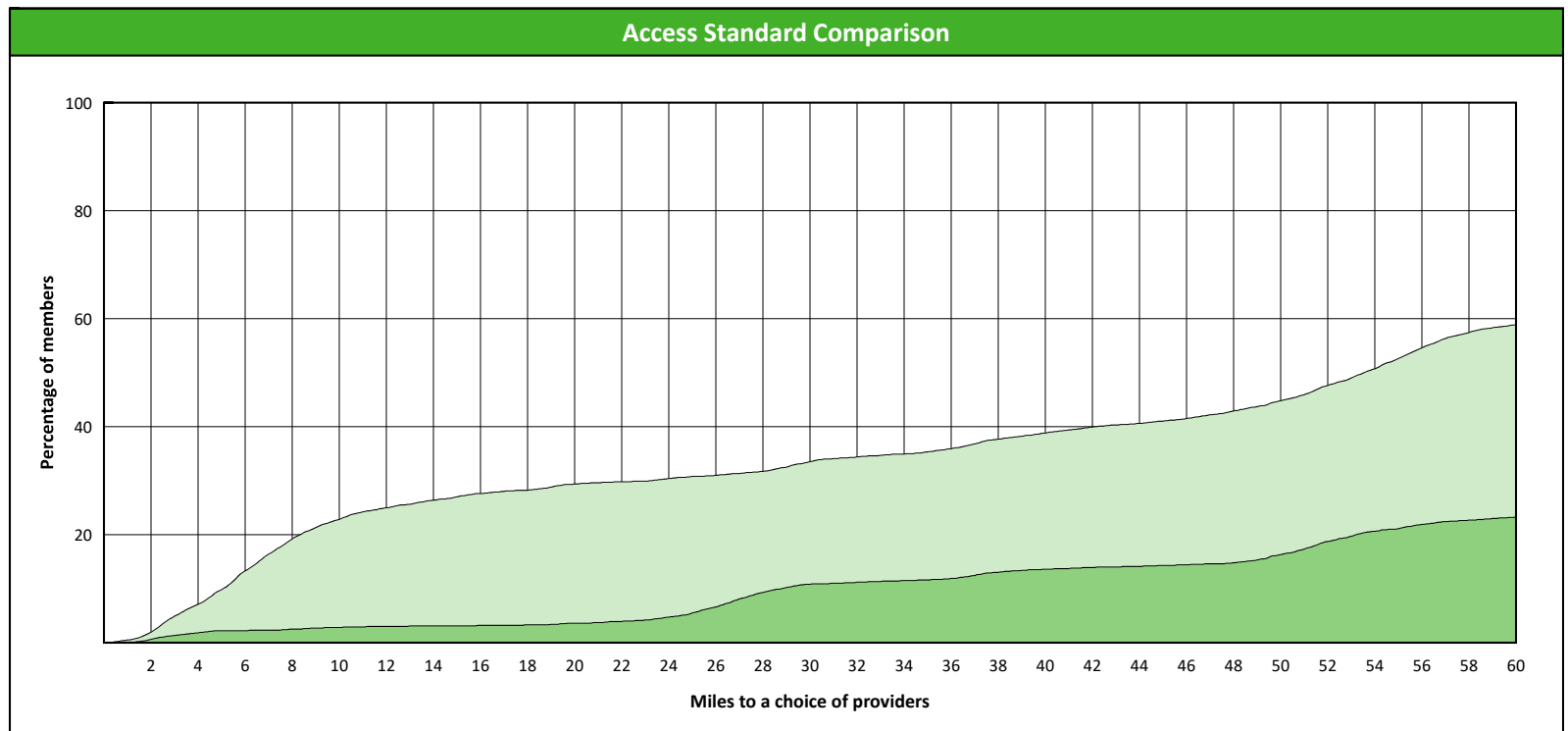
<sup>1</sup> The Access Standard is defined as (DWP Kids Members) members accessing:

1 (DWP Kids Prosthodontist) provider in 60 miles and 60 minutes



### Distances/Times

	Average
Distance/Time to 1st closest provider	58.3 miles 74.1 mins
Distance/Time to 2nd closest provider	107.3 miles 140.7 mins





# Access Overview 90 Miles

October 28, 2021

**Access Analysis**

DWP Kids Network

**Member / Provider Groups**

DWP Kids Members


DWP Kids All Providers

**Comparison Graph**

Percent of members with access to a choice of providers over miles

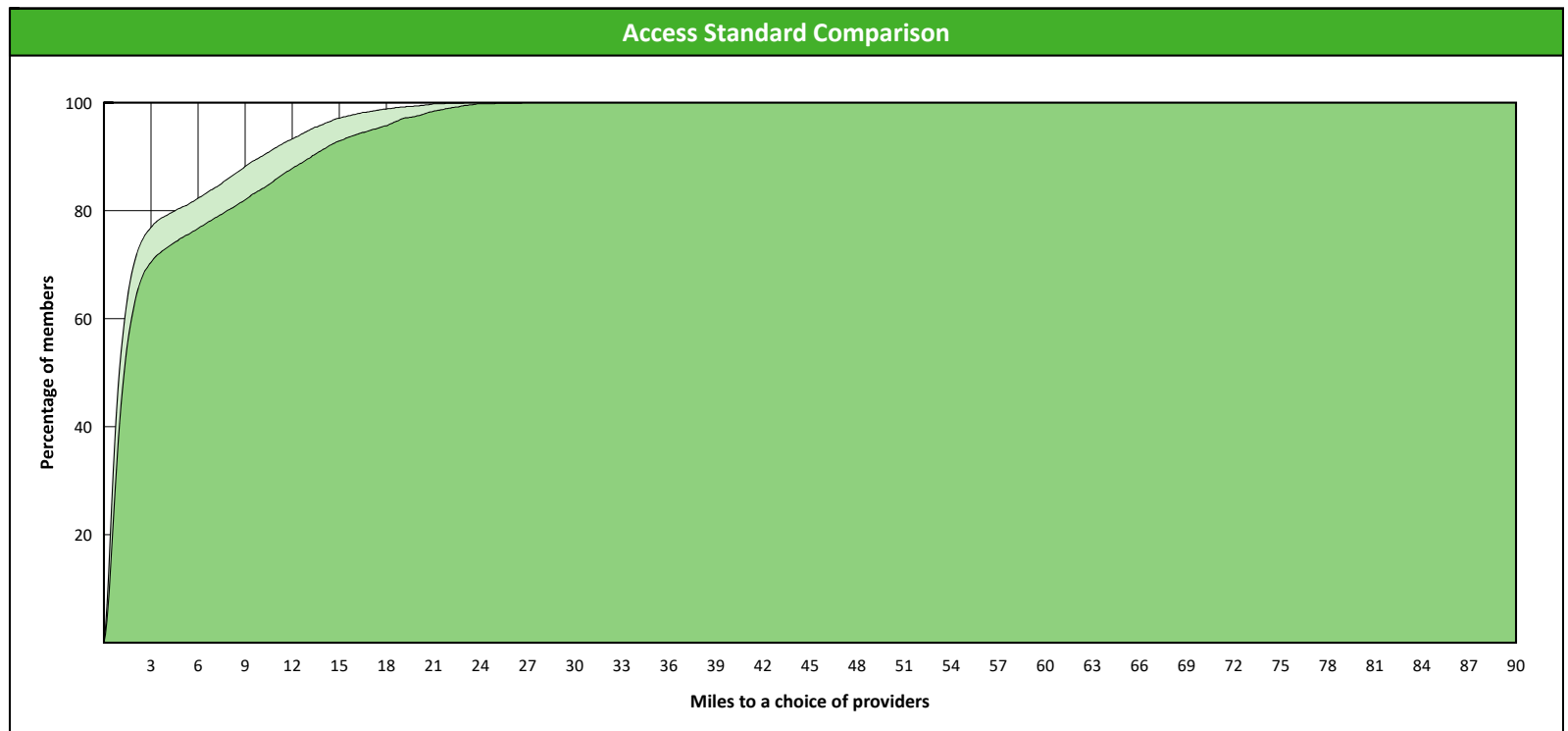
- 1st closest
- 2nd closest

<sup>1</sup> The Access Standard is defined as (DWP Kids Members) members accessing:  
1 (DWP Kids All Providers) provider in 90 miles and 90 minutes



### Distances/Times

	Average
Distance/Time to 1st closest provider	3.0 miles 3.3 mins
Distance/Time to 2nd closest provider	4.1 miles 4.6 mins



# Access Overview 90 Miles

October 28, 2021

**Access Analysis**

DWP Kids Network

**Member / Provider Groups**

DWP Kids Members


DWP Kids Primary Care Dentist

**Comparison Graph**

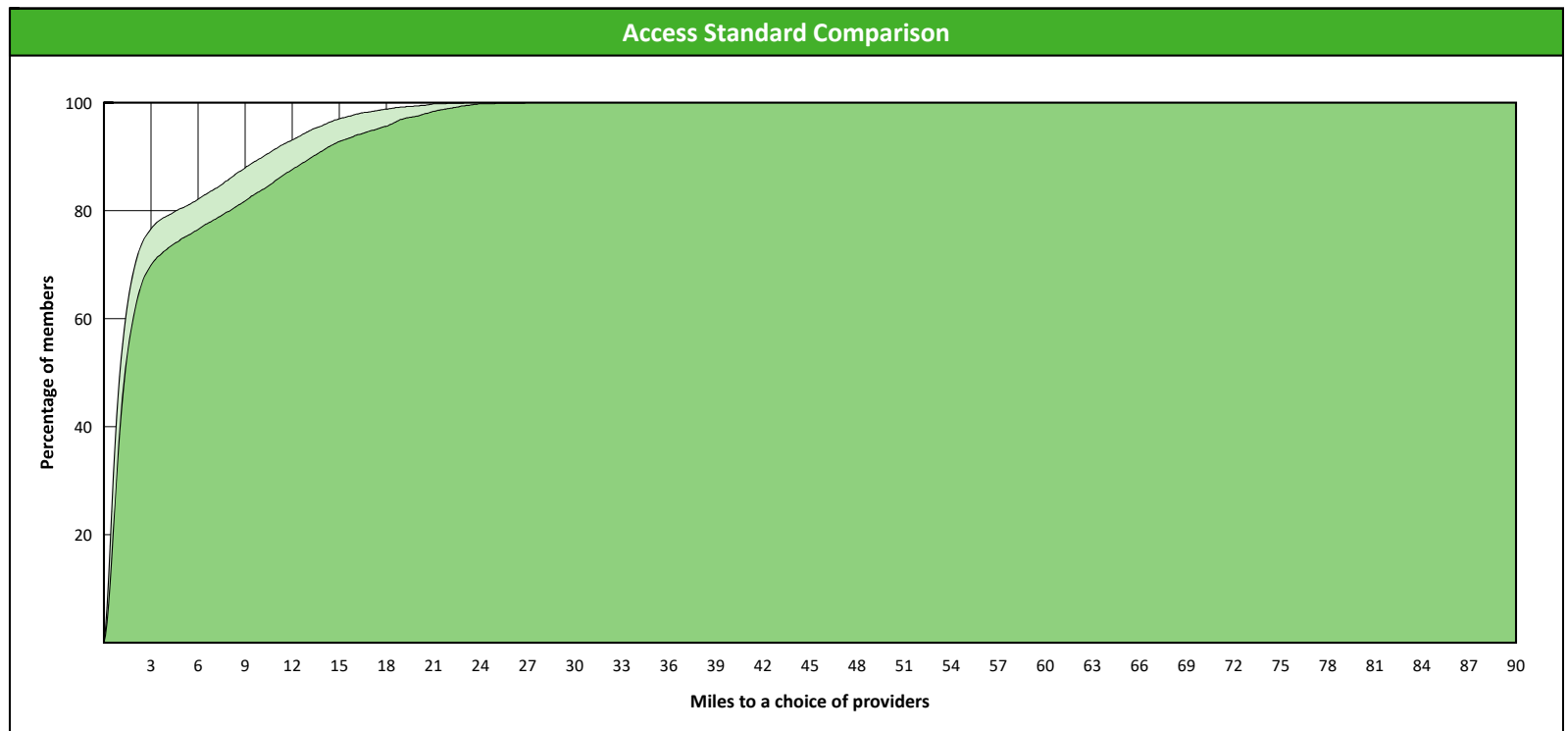
Percent of members with access to a choice of providers over miles

- 1st closest
- 2nd closest

<sup>1</sup> The Access Standard is defined as (DWP Kids Members) members accessing:  
1 (DWP Kids Primary Care Dentist) provider in 90 miles and 90 minutes



Distances/Times	
	Average
Distance/Time to 1st closest provider	3.1 miles 3.4 mins
Distance/Time to 2nd closest provider	4.2 miles 4.6 mins



## Access Overview 90 Miles

October 28, 2021

### Access Analysis

DWP Kids Network

### Member / Provider Groups

DWP Kids Members

DWP Kids Oral Surgeon

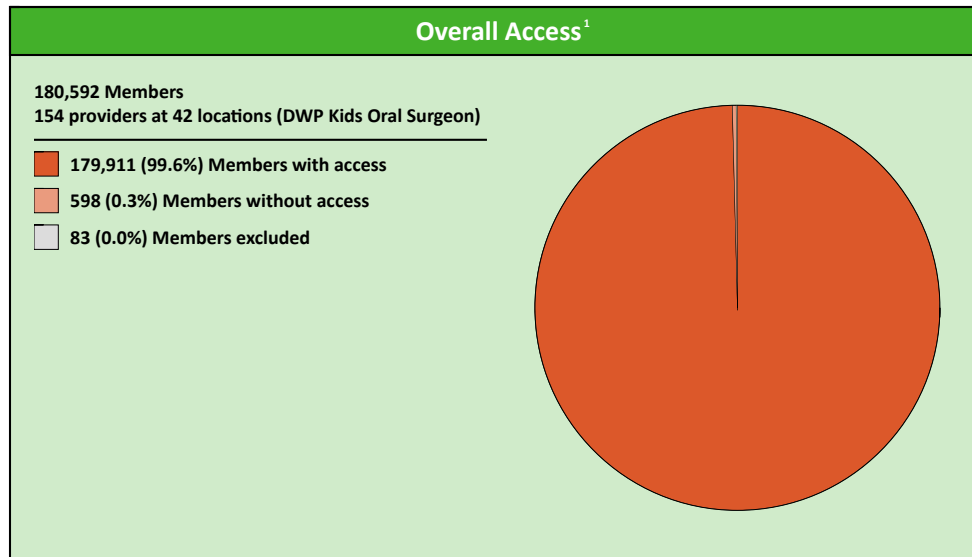
### Comparison Graph

Percent of members with access to a choice of providers over miles

- 1st closest
- 2nd closest

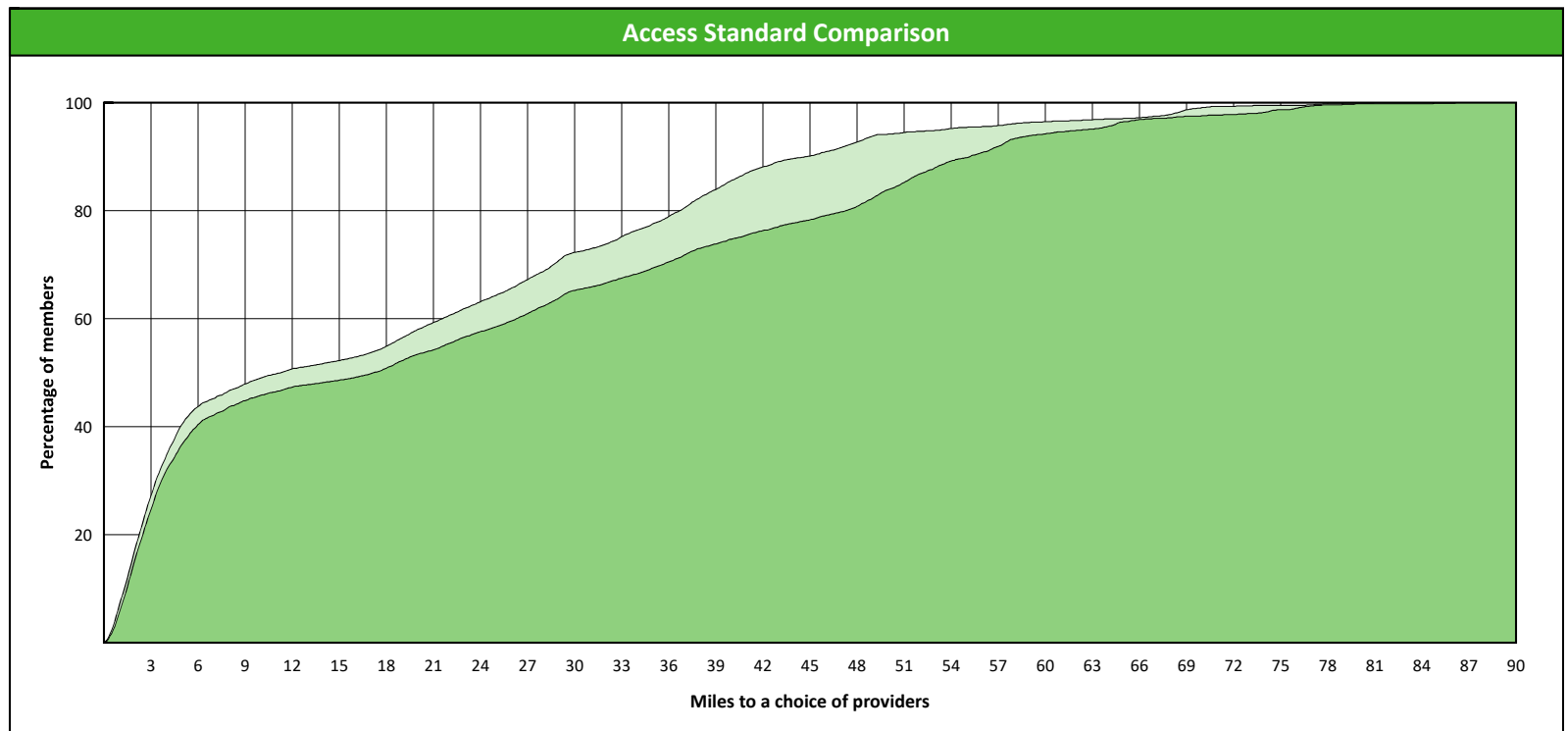
<sup>1</sup> The Access Standard is defined as (DWP Kids Members) members accessing:

1 (DWP Kids Oral Surgeon) provider in 90 miles and 90 minutes



### Distances/Times

	Average
Distance/Time to 1st closest provider	18.9 miles 21.7 mins
Distance/Time to 2nd closest provider	22.9 miles 27.6 mins



# Access Overview 90 Miles

October 28, 2021

**Access Analysis**

DWP Kids Network

**Member / Provider Groups**

DWP Kids Members


DWP Kids Endodontist

**Comparison Graph**

Percent of members with access to a choice of providers over miles

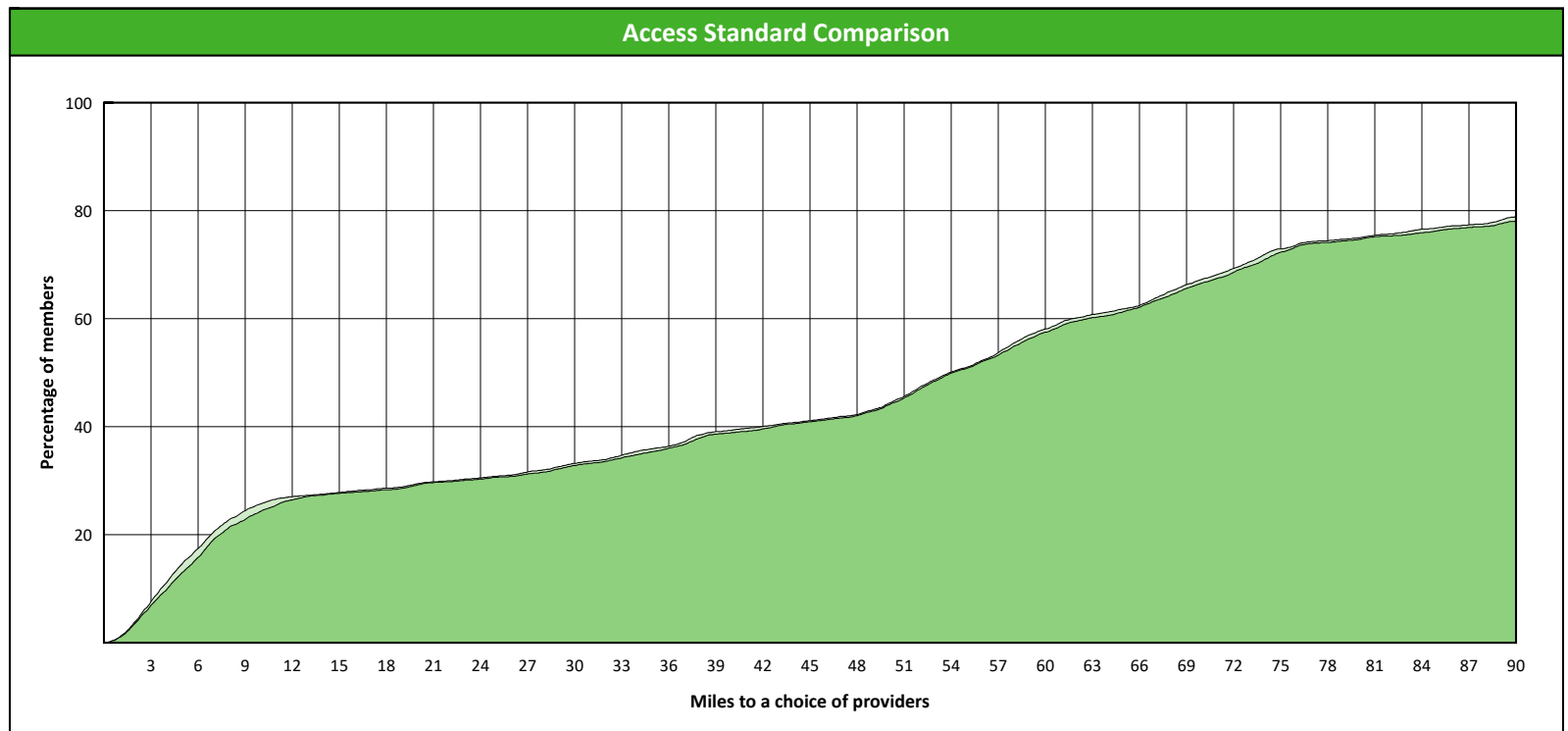
- 1st closest
- 2nd closest

<sup>1</sup> The Access Standard is defined as (DWP Kids Members) members accessing:  
1 (DWP Kids Endodontist) provider in 90 miles and 90 minutes



### Distances/Times

	Average
Distance/Time to 1st closest provider	56.6 miles 72.9 mins
Distance/Time to 2nd closest provider	57.8 miles 81.8 mins



# Access Overview 90 Miles

October 28, 2021

**Access Analysis**

DWP Kids Network

**Member / Provider Groups**

DWP Kids Members

DWP Kids Orthodontist


**Comparison Graph**

Percent of members with access to a choice of providers over miles

- 1st closest
- 2nd closest

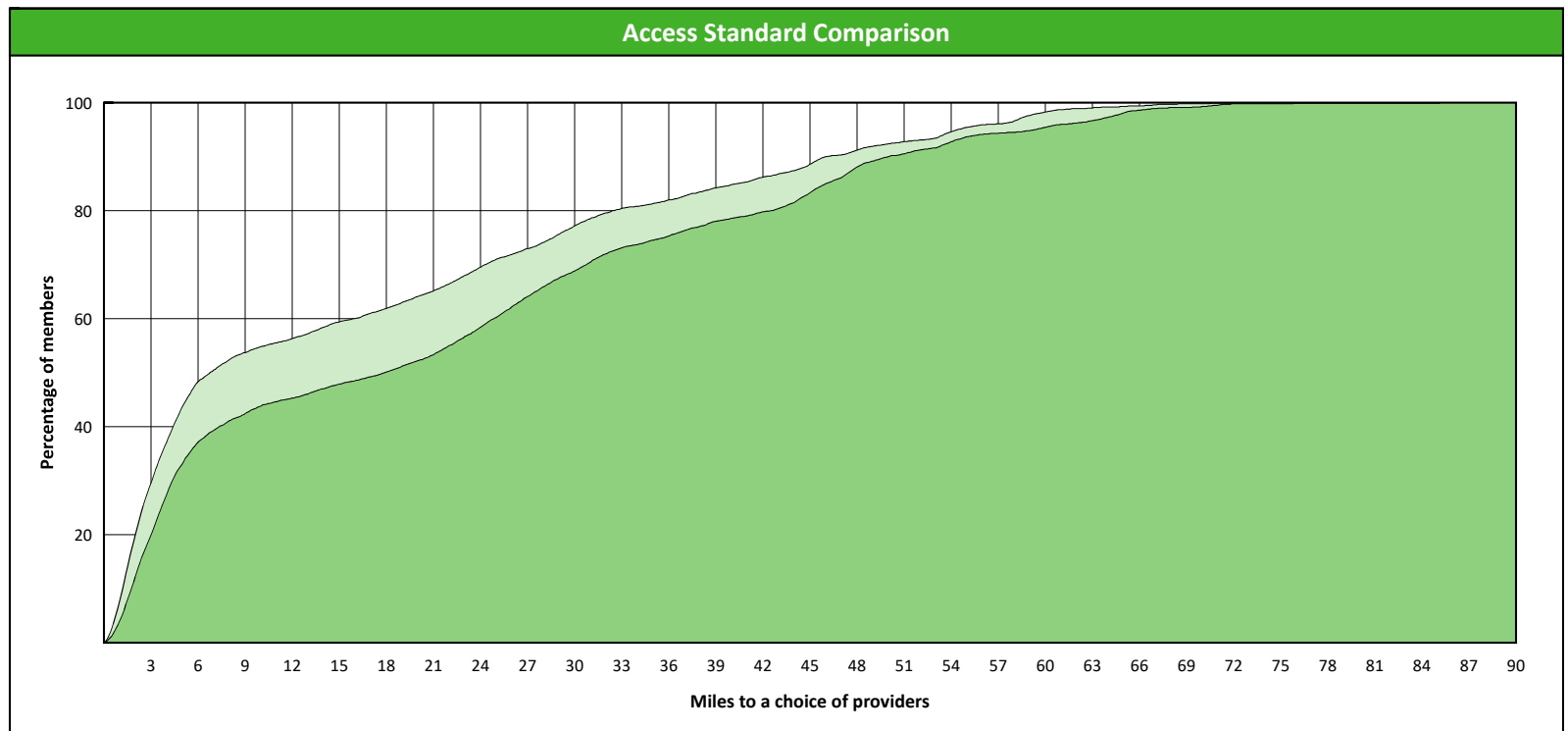
<sup>1</sup> The Access Standard is defined as (DWP Kids Members) members accessing:

1 (DWP Kids Orthodontist) provider in 90 miles and 90 minutes



### Distances/Times

		Average
Distance/Time to 1st closest provider		17.0 miles 19.0 mins
Distance/Time to 2nd closest provider		21.6 miles 24.4 mins



# Access Overview 90 Miles

October 28, 2021

**Access Analysis**

DWP Kids Network

**Member / Provider Groups**

DWP Kids Members

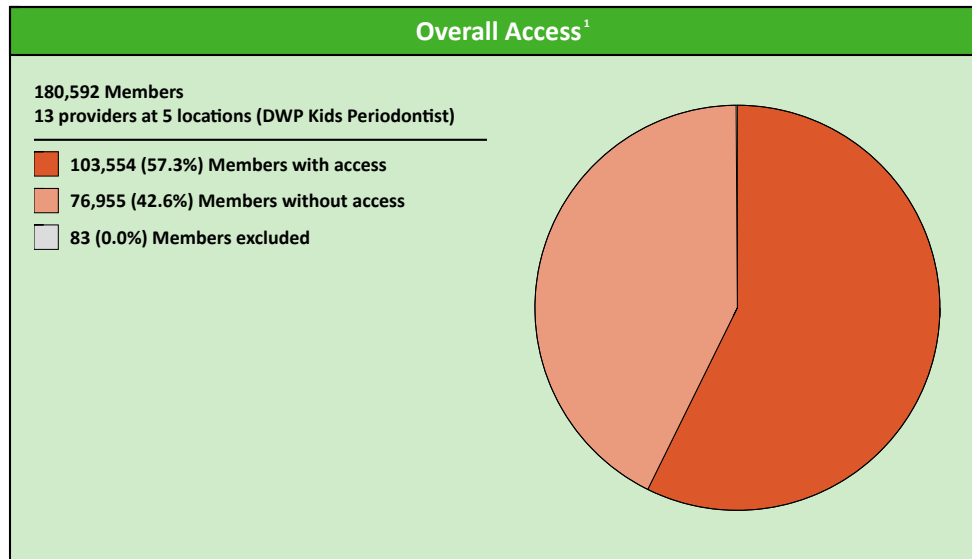
DWP Kids Periodontist

**Comparison Graph**

Percent of members with access to a choice of providers over miles

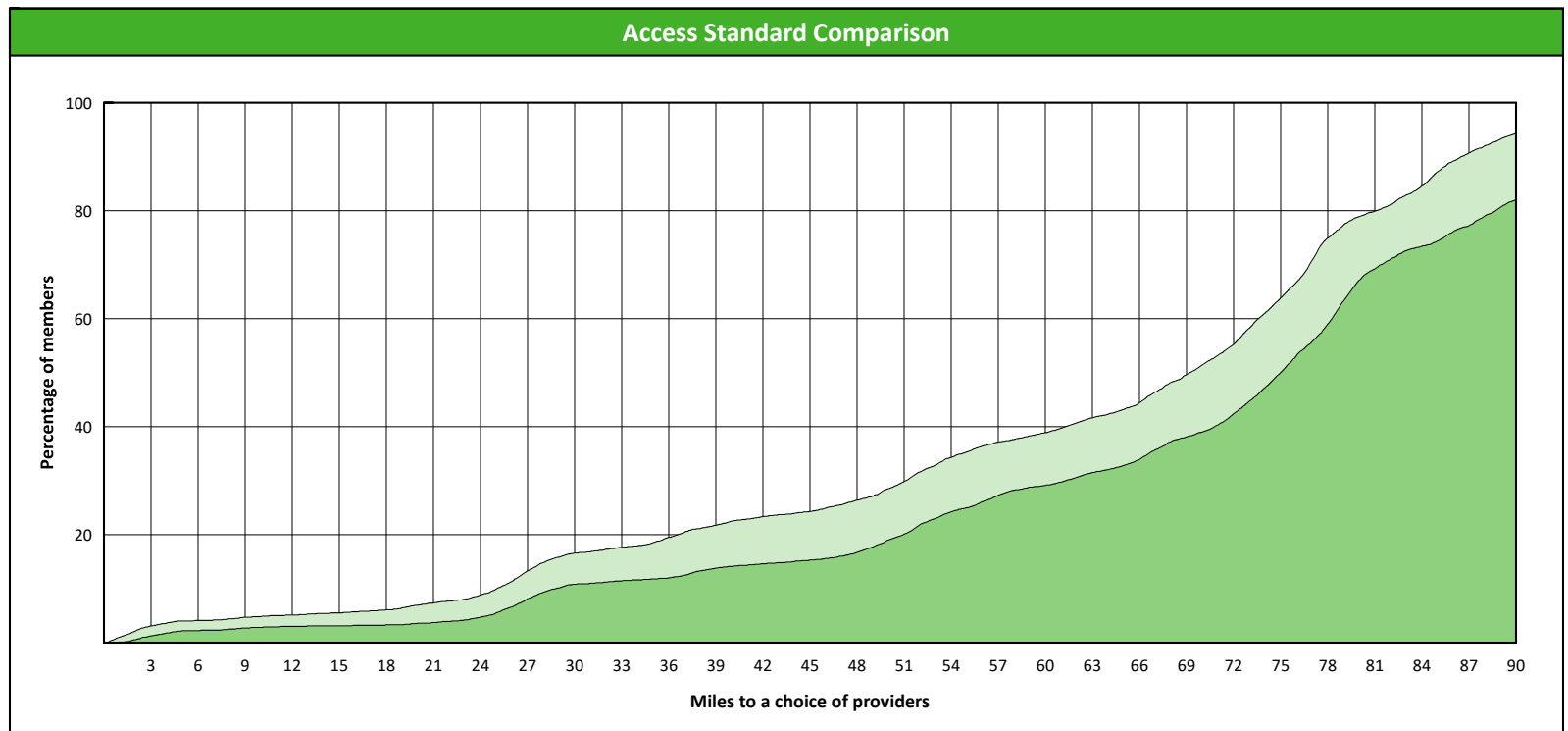
- 1st closest
- 2nd closest

<sup>1</sup> The Access Standard is defined as (DWP Kids Members) members accessing:  
1 (DWP Kids Periodontist) provider in 90 miles and 90 minutes



### Distances/Times

	Average
Distance/Time to 1st closest provider	61.4 miles 77.9 mins
Distance/Time to 2nd closest provider	71.6 miles 90.7 mins



# Access Overview 90 Miles

October 28, 2021

**Access Analysis**

DWP Kids Network

**Member / Provider Groups**

DWP Kids Members

DWP Kids Prosthodontist


**Comparison Graph**

Percent of members with access to a choice of providers over miles

- 1st closest
- 2nd closest

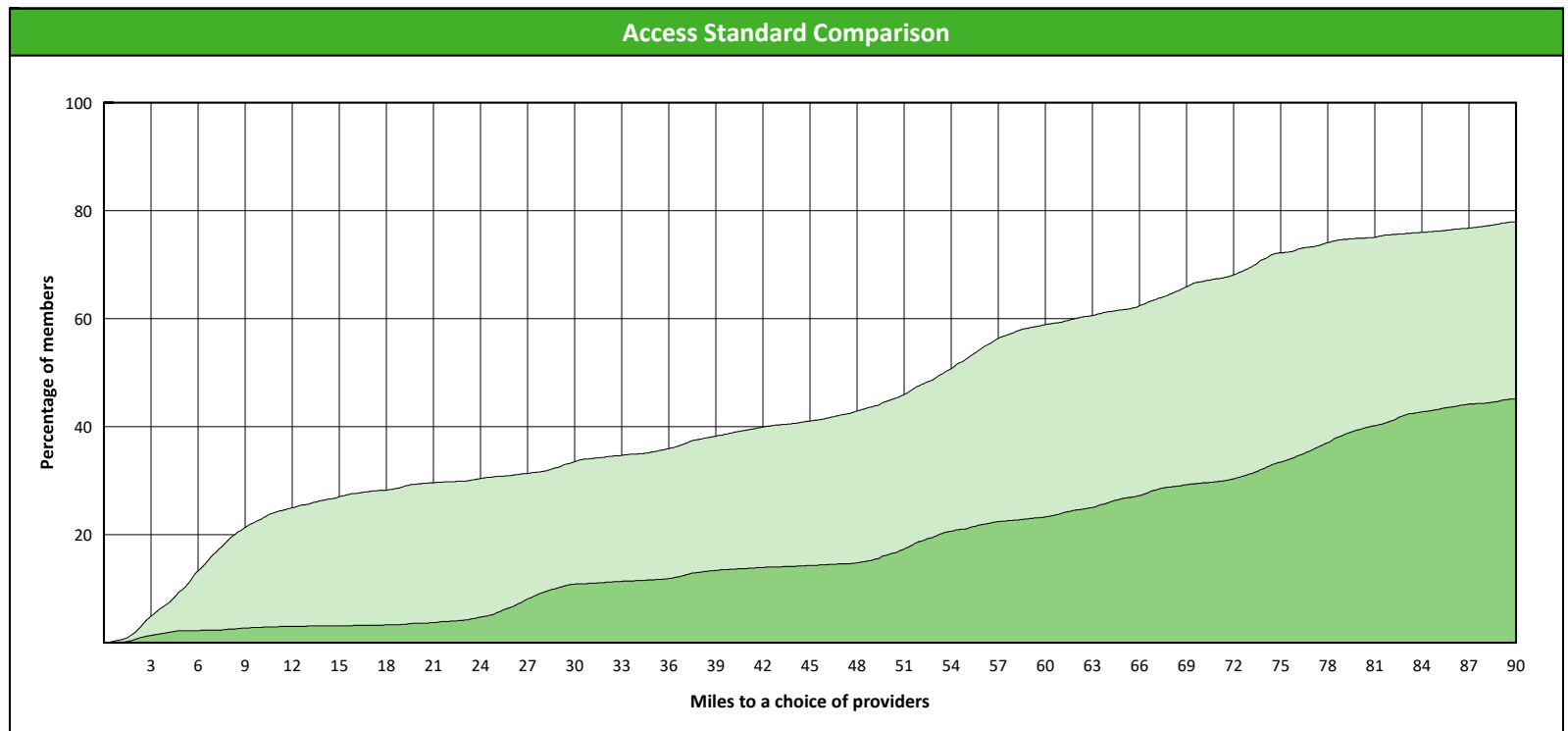
<sup>1</sup> The Access Standard is defined as (DWP Kids Members) members accessing:

1 (DWP Kids Prosthodontist) provider in 90 miles and 90 minutes



### Distances/Times

	Average
Distance/Time to 1st closest provider	58.3 miles 74.1 mins
Distance/Time to 2nd closest provider	107.3 miles 140.7 mins



# DWP Kids Primary Care Dentist Access Map

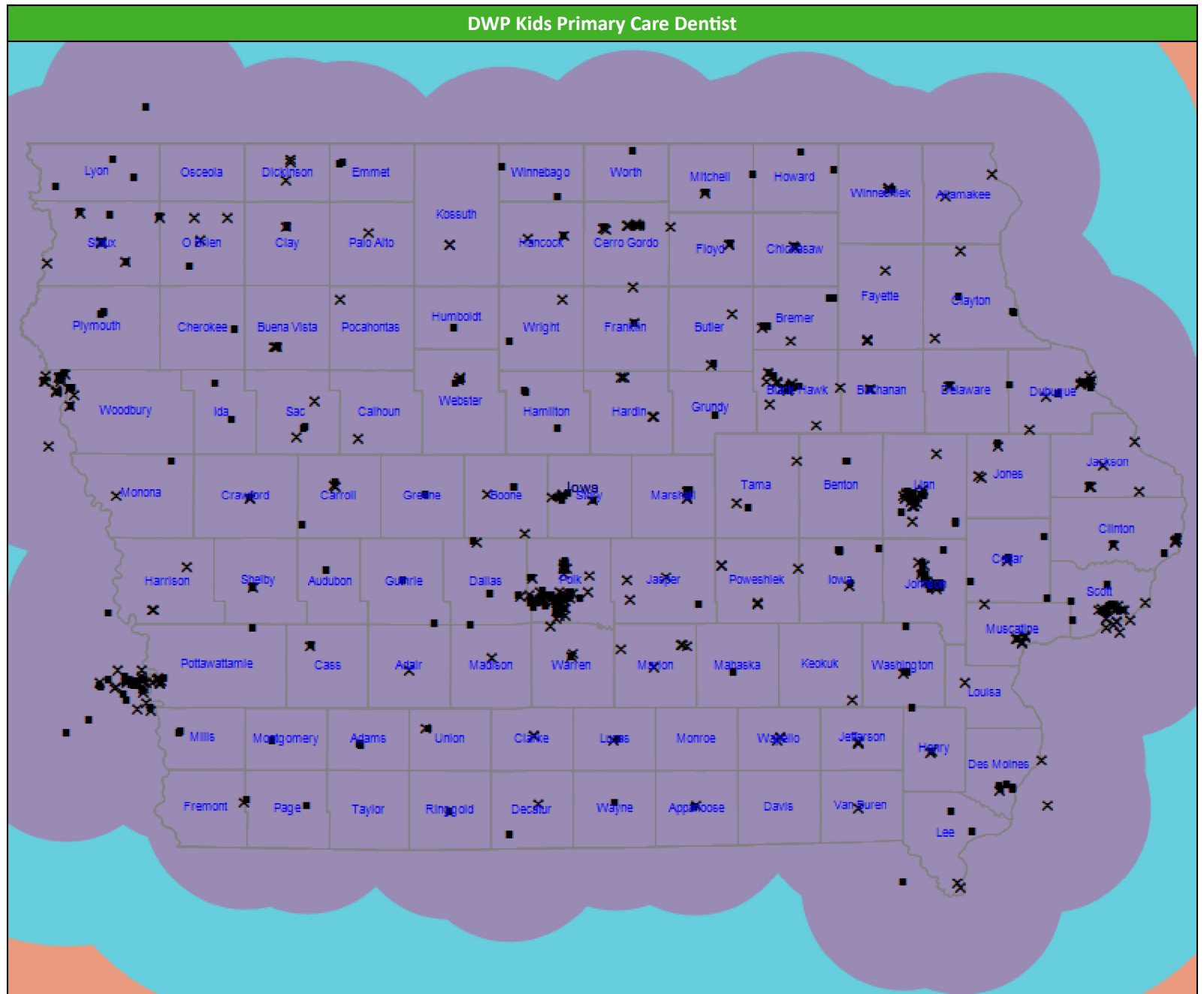
October 28, 2021

## DWP Kids Primary Care Dentist

1,392 providers at 567 locations

- Single providers (265)
- ✕ Multiple providers (302)
- 30 mile radius
- 60 mile radius
- 90 mile radius

41.42 miles





# DWP Kids Oral Surgeon Access Map

October 28, 2021

## DWP Kids Oral Surgeon

154 providers at 42 locations

- Single providers (11)
- ✕ Multiple providers (31)
- 30 mile radius
- 60 mile radius
- 90 mile radius

41.42 miles



# DWP Kids Endodontist Access Map

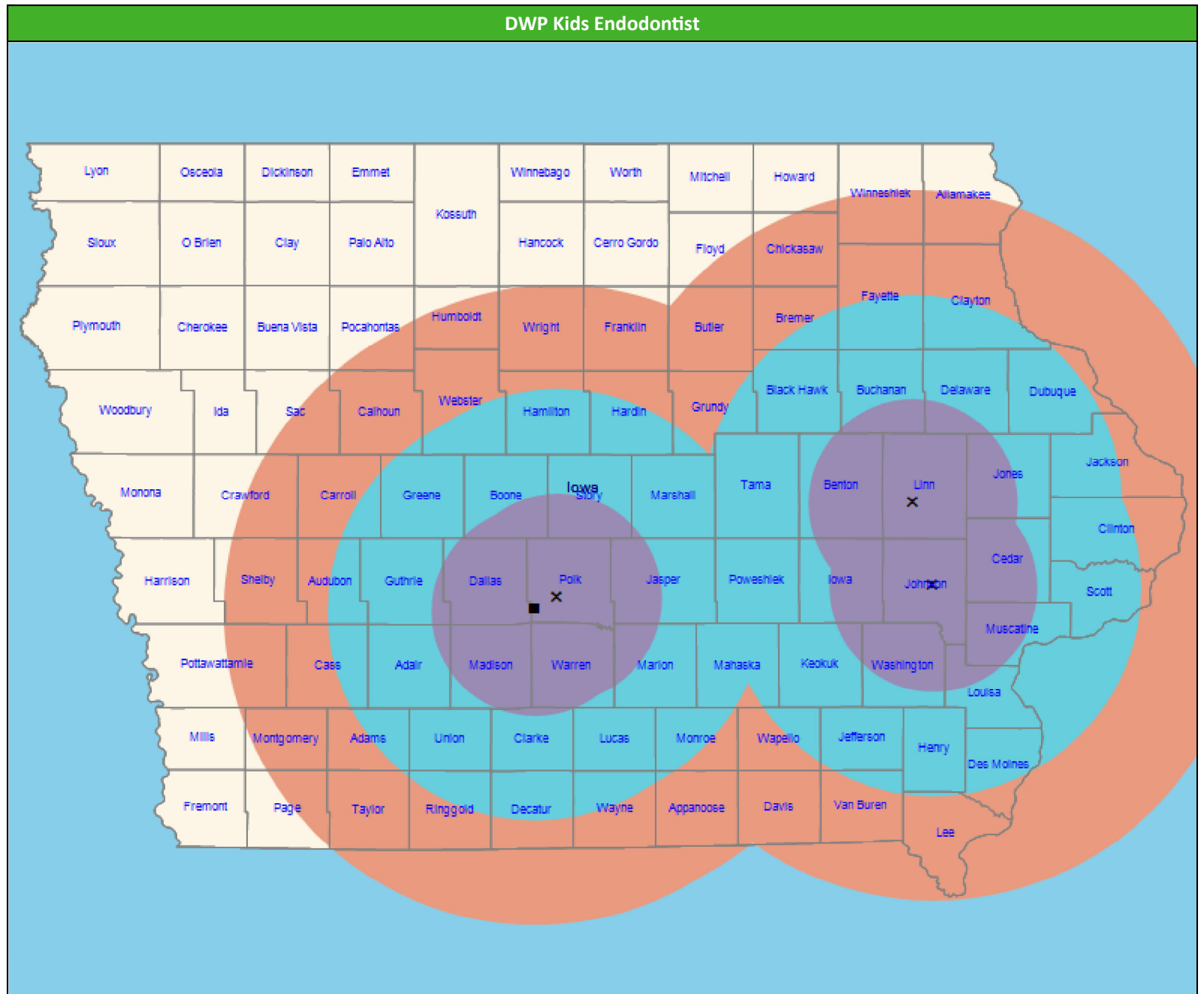
October 28, 2021

## DWP Kids Endodontist

10 providers at 4 locations

- Single providers (1)
- ✕ Multiple providers (3)
- 30 mile radius
- 60 mile radius
- 90 mile radius

41.42 miles



# DWP Kids Periodontist Access Map

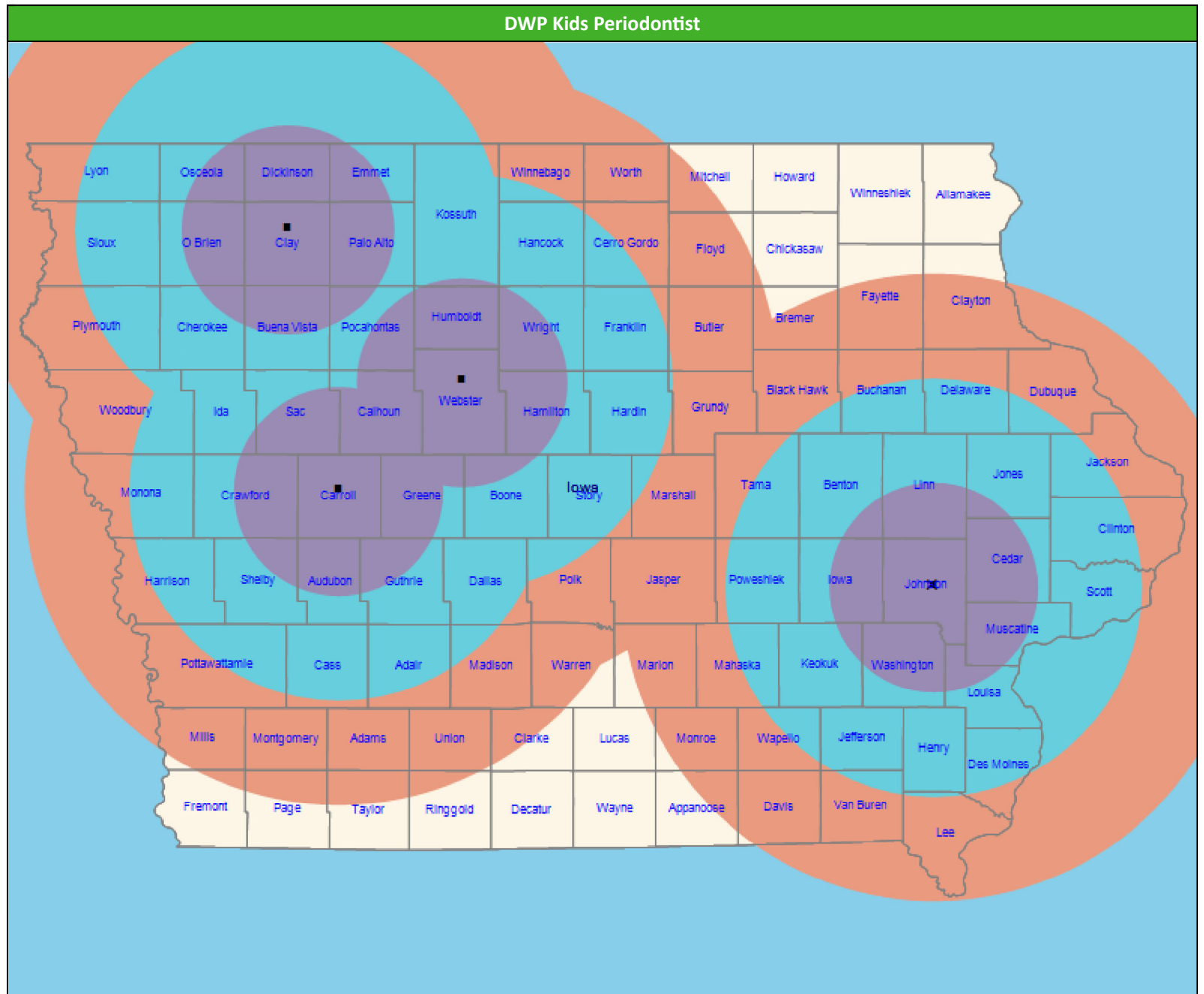
October 28, 2021

## DWP Kids Periodontist

13 providers at 5 locations

- Single providers (4)
- ✕ Multiple providers (1)
- 30 mile radius
- 60 mile radius
- 90 mile radius

41.42 miles



# DWP Kids Prosthodontist Access Map

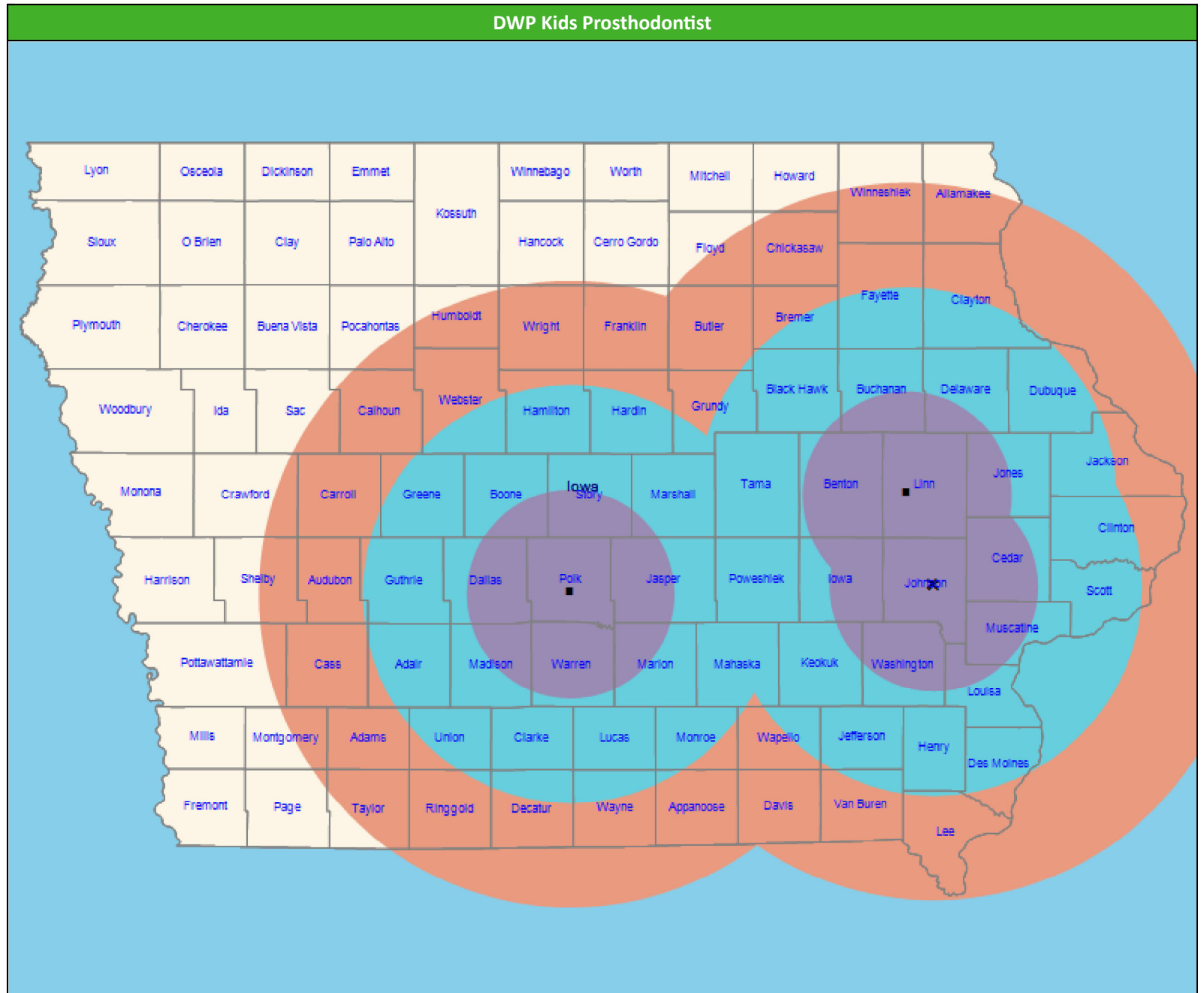
October 28, 2021

## DWP Kids Prosthodontist

21 providers at 4 locations

- Single providers (2)
- ✕ Multiple providers (2)
- 30 mile radius
- 60 mile radius
- 90 mile radius

41.42 miles



# DWP Kids Orthodontist Access Map

October 28, 2021

## DWP Kids Orthodontist

99 providers at 52 locations

- Single providers (28)
- ✕ Multiple providers (24)
- 30 mile radius
- 60 mile radius
- 90 mile radius

41.42 miles



### Access Summary By State

October 28, 2021

**Access Analysis**

DWP Kids Network

**Member Group**

DWP Kids Members

**Provider Group**

- DWP Kids All Providers
- DWP Kids Primary Care Dentist
- DWP Kids Oral Surgeon
- DWP Kids Endodontist
- DWP Kids Orthodontist
- DWP Kids Periodontist
- DWP Kids Prosthodontist

<sup>1</sup> Provider counts represent:

- P: Unique providers
- L: Unique provider locations

\*\* These records have been excluded from the analysis because of invalid zip codes.

All Members												
Member		Provider		With Access		Without Access		Counts <sup>1</sup>		Average Distance		Average Time
Group	#	Group	Standard	#	%	#	%	P	L	1	2	1
DWP Kids Members	180,509	DWP Kids All Pro...	1 in 30 miles and 3...	180,500	99.9	9	0.1	1,689	637	3.0	4.1	3.3
		DWP Kids Primar...	1 in 30 miles and 3...	180,500	99.9	9	0.1	1,392	567	3.1	4.2	3.4
		DWP Kids Primar...	1 in 60 miles and 6...	180,504	99.9	5	0.1	1,392	567	3.1	4.2	3.4
		DWP Kids Primar...	1 in 90 miles and 9...	180,504	99.9	5	0.1	1,392	567	3.1	4.2	3.4
		DWP Kids Oral S...	1 in 30 miles and 3...	121,201	67.1	59,308	32.9	154	42	18.9	22.9	21.7
		DWP Kids Oral S...	1 in 60 miles and 6...	171,425	95.0	9,084	5.0	154	42	18.9	22.9	21.7
		DWP Kids Oral S...	1 in 90 miles and 9...	179,911	99.7	598	0.3	154	42	18.9	22.9	21.7
		DWP Kids Endod...	1 in 30 miles and 3...	54,996	30.5	125,513	69.5	10	4	56.6	57.8	72.9
		DWP Kids Endod...	1 in 60 miles and 6...	75,761	42.0	104,748	58.0	10	4	56.6	57.8	72.9
		DWP Kids Endod...	1 in 90 miles and 9...	117,671	65.2	62,838	34.8	10	4	56.6	57.8	72.9
		DWP Kids Ortho...	1 in 30 miles and 3...	132,339	73.3	48,170	26.7	99	52	17.0	21.6	19.0
		DWP Kids Ortho...	1 in 60 miles and 6...	171,596	95.1	8,913	4.9	99	52	17.0	21.6	19.0
		DWP Kids Ortho...	1 in 90 miles and 9...	180,498	99.9	11	0.1	99	52	17.0	21.6	19.0
		DWP Kids Period...	1 in 30 miles and 3...	16,406	9.1	164,103	90.9	13	5	61.4	71.6	77.9
		DWP Kids Period...	1 in 60 miles and 6...	50,722	28.1	129,787	71.9	13	5	61.4	71.6	77.9
		DWP Kids Period...	1 in 90 miles and 9...	103,554	57.4	76,955	42.6	13	5	61.4	71.6	77.9
		DWP Kids Prosth...	1 in 30 miles and 3...	55,217	30.6	125,292	69.4	21	4	58.3	107.3	74.1
		DWP Kids Prosth...	1 in 60 miles and 6...	77,530	43.0	102,979	57.0	21	4	58.3	107.3	74.1
		DWP Kids Prosth...	1 in 90 miles and 9...	117,160	64.9	63,349	35.1	21	4	58.3	107.3	74.1

Key Geographic Areas											
State Name	Member	Provider		With Access		Without Access		Average Distance		Average Time	
	#	Group	Standard	#	%	#	%	1	2	1	
Iowa	180,497	DWP Kids All Providers	1 in 30 miles and 30 mins	180,496	99.9	1	0.1	3.0	4.1	3.3	
		DWP Kids Primary Care...	1 in 30 miles and 30 mins	180,496	99.9	1	0.1	3.0	4.1	3.4	
		DWP Kids Primary Care...	1 in 60 miles and 60 mins	180,497	100.0	0	0.0	3.0	4.1	3.4	
		DWP Kids Primary Care...	1 in 90 miles and 90 mins	180,497	100.0	0	0.0	3.0	4.1	3.4	
		DWP Kids Oral Surgeon	1 in 30 miles and 30 mins	121,201	67.1	59,296	32.9	18.9	22.9	21.7	
		DWP Kids Oral Surgeon	1 in 60 miles and 60 mins	171,420	95.0	9,077	5.0	18.9	22.9	21.7	
		DWP Kids Oral Surgeon	1 in 90 miles and 90 mins	179,904	99.7	593	0.3	18.9	22.9	21.7	
		DWP Kids Endodontist	1 in 30 miles and 30 mins	54,996	30.5	125,501	69.5	56.6	57.8	72.8	
		DWP Kids Endodontist	1 in 60 miles and 60 mins	75,761	42.0	104,736	58.0	56.6	57.8	72.8	
		DWP Kids Endodontist	1 in 90 miles and 90 mins	117,671	65.2	62,826	34.8	56.6	57.8	72.8	
		DWP Kids Orthodontist	1 in 30 miles and 30 mins	132,339	73.3	48,158	26.7	16.9	21.6	19.0	
		DWP Kids Orthodontist	1 in 60 miles and 60 mins	171,592	95.1	8,905	4.9	16.9	21.6	19.0	
		DWP Kids Orthodontist	1 in 90 miles and 90 mins	180,491	99.9	6	0.1	16.9	21.6	19.0	
		DWP Kids Periodontist	1 in 30 miles and 30 mins	16,406	9.1	164,091	90.9	61.4	71.6	77.9	
		DWP Kids Periodontist	1 in 60 miles and 60 mins	50,722	28.1	129,775	71.9	61.4	71.6	77.9	
		DWP Kids Periodontist	1 in 90 miles and 90 mins	103,550	57.4	76,947	42.6	61.4	71.6	77.9	

### Access Summary By City

October 28, 2021

**Access Analysis**

DWP Kids Network

**Member Group**

DWP Kids Members

**Provider Group**

- DWP Kids All Providers
- DWP Kids Primary Care Dentist
- DWP Kids Oral Surgeon
- DWP Kids Endodontist
- DWP Kids Orthodontist
- DWP Kids Periodontist
- DWP Kids Prosthodontist

<sup>1</sup> Provider counts represent:

- P: Unique providers
- L: Unique provider locations

\*\* These records have been excluded from the analysis because of invalid zip codes.

All Members												
Member		Provider		With Access		Without Access		Counts <sup>1</sup>		Average Distance		Average Time
Group	#	Group	Standard	#	%	#	%	P	L	1	2	1
DWP Kids Members	180,509	DWP Kids All Pro...	1 in 30 miles and 3...	180,500	99.9	9	0.1	1,689	637	3.0	4.1	3.3
		DWP Kids Primar...	1 in 30 miles and 3...	180,500	99.9	9	0.1	1,392	567	3.1	4.2	3.4
		DWP Kids Primar...	1 in 60 miles and 6...	180,504	99.9	5	0.1	1,392	567	3.1	4.2	3.4
		DWP Kids Primar...	1 in 90 miles and 9...	180,504	99.9	5	0.1	1,392	567	3.1	4.2	3.4
		DWP Kids Oral S...	1 in 30 miles and 3...	121,201	67.1	59,308	32.9	154	42	18.9	22.9	21.7
		DWP Kids Oral S...	1 in 60 miles and 6...	171,425	95.0	9,084	5.0	154	42	18.9	22.9	21.7
		DWP Kids Oral S...	1 in 90 miles and 9...	179,911	99.7	598	0.3	154	42	18.9	22.9	21.7
		DWP Kids Endod...	1 in 30 miles and 3...	54,996	30.5	125,513	69.5	10	4	56.6	57.8	72.9
		DWP Kids Endod...	1 in 60 miles and 6...	75,761	42.0	104,748	58.0	10	4	56.6	57.8	72.9
		DWP Kids Endod...	1 in 90 miles and 9...	117,671	65.2	62,838	34.8	10	4	56.6	57.8	72.9
		DWP Kids Ortho...	1 in 30 miles and 3...	132,339	73.3	48,170	26.7	99	52	17.0	21.6	19.0
		DWP Kids Ortho...	1 in 60 miles and 6...	171,596	95.1	8,913	4.9	99	52	17.0	21.6	19.0
		DWP Kids Ortho...	1 in 90 miles and 9...	180,498	99.9	11	0.1	99	52	17.0	21.6	19.0
		DWP Kids Period...	1 in 30 miles and 3...	16,406	9.1	164,103	90.9	13	5	61.4	71.6	77.9
		DWP Kids Period...	1 in 60 miles and 6...	50,722	28.1	129,787	71.9	13	5	61.4	71.6	77.9
		DWP Kids Period...	1 in 90 miles and 9...	103,554	57.4	76,955	42.6	13	5	61.4	71.6	77.9
		DWP Kids Prosth...	1 in 30 miles and 3...	55,217	30.6	125,292	69.4	21	4	58.3	107.3	74.1
		DWP Kids Prosth...	1 in 60 miles and 6...	77,530	43.0	102,979	57.0	21	4	58.3	107.3	74.1
		DWP Kids Prosth...	1 in 90 miles and 9...	117,160	64.9	63,349	35.1	21	4	58.3	107.3	74.1

Key Geographic Areas										
City	Member	Provider		With Access		Without Access		Average Distance		Average Time
	#	Group	Standard	#	%	#	%	1	2	1
Des Moines, IA	19,778	DWP Kids All Providers	1 in 30 miles and 30 mins	19,778	100.0	0	0.0	0.9	1.0	1.3
		DWP Kids Primary Care Den...	1 in 30 miles and 30 mins	19,778	100.0	0	0.0	0.9	1.0	1.3
		DWP Kids Primary Care Den...	1 in 60 miles and 60 mins	19,778	100.0	0	0.0	0.9	1.0	1.3
		DWP Kids Primary Care Den...	1 in 90 miles and 90 mins	19,778	100.0	0	0.0	0.9	1.0	1.3
		DWP Kids Oral Surgeon	1 in 30 miles and 30 mins	19,776	99.9	2	0.1	3.3	3.3	4.8
		DWP Kids Oral Surgeon	1 in 60 miles and 60 mins	19,777	99.9	1	0.1	3.3	3.3	4.8
		DWP Kids Oral Surgeon	1 in 90 miles and 90 mins	19,777	99.9	1	0.1	3.3	3.3	4.8
		DWP Kids Endodontist	1 in 30 miles and 30 mins	19,774	99.9	4	0.1	4.4	4.4	7.7
		DWP Kids Endodontist	1 in 60 miles and 60 mins	19,774	99.9	4	0.1	4.4	4.4	7.7
		DWP Kids Endodontist	1 in 90 miles and 90 mins	19,775	99.9	3	0.1	4.4	4.4	7.7
		DWP Kids Orthodontist	1 in 30 miles and 30 mins	19,775	99.9	3	0.1	3.0	3.6	4.7
		DWP Kids Orthodontist	1 in 60 miles and 60 mins	19,776	99.9	2	0.1	3.0	3.6	4.7
		DWP Kids Orthodontist	1 in 90 miles and 90 mins	19,777	99.9	1	0.1	3.0	3.6	4.7
		DWP Kids Periodontist	1 in 30 miles and 30 mins	1	0.1	19,777	99.9	74.3	77.3	96.8
		DWP Kids Periodontist	1 in 60 miles and 60 mins	1	0.1	19,777	99.9	74.3	77.3	96.8
		DWP Kids Periodontist	1 in 90 miles and 90 mins	4,920	24.9	14,858	75.1	74.3	77.3	96.8