

# ***Network Access Analysis***

***Dental Wellness Plan***

***Delta Dental of Iowa***

---

*April 28, 2021*

# Contents

## Report Contents

Access Overview 30 Miles . . . . .	3
<i>DWP Members: DWP All Providers, DWP Members: DWP General Practitioner, DWP Members: DWP Oral Surgeon, DWP Members: DWP Endodontist, DWP Members: DWP Orthodontist, DWP Members: DWP Periodontist, DWP Members: DWP Prosthodontist</i>	
Access Overview 60 Miles . . . . .	10
<i>DWP Members: DWP All Providers, DWP Members: DWP General Practitioner, DWP Members: DWP Oral Surgeon, DWP Members: DWP Endodontist, DWP Members: DWP Orthodontist, DWP Members: DWP Periodontist, DWP Members: DWP Prosthodontist</i>	
Access Overview 90 Miles . . . . .	17
<i>DWP Members: DWP All Providers, DWP Members: DWP General Practitioner, DWP Members: DWP Oral Surgeon, DWP Members: DWP Endodontist, DWP Members: DWP Orthodontist, DWP Members: DWP Periodontist, DWP Members: DWP Prosthodontist</i>	
DWP General Practitioner Access Map . . . . .	24
DWP Oral Surgeon Access Map . . . . .	25
DWP Endodontist Access Map . . . . .	26
DWP Periodontist Access Map . . . . .	27
DWP Prosthodontist Access Map . . . . .	28
DWP Orthodontist Access Map . . . . .	29
Access Summary By State . . . . .	30
<i>DWP Members: DWP General Practitioner, DWP Members: DWP General Practitioner, DWP Members: DWP General Practitioner, DWP Members: DWP Oral Surgeon, DWP Members: DWP Oral Surgeon, DWP Members: DWP Oral Surgeon, DWP Members: DWP Endodontist, DWP Members: DWP Endodontist, DWP Members: DWP Endodontist, DWP Members: DWP Periodontist, DWP Members: DWP Periodontist, DWP Members: DWP Periodontist, DWP Members: DWP Prosthodontist, DWP Members: DWP Prosthodontist, DWP Members: DWP Prosthodontist, DWP Members: DWP Orthodontist, DWP Members: DWP Orthodontist, DWP Members: DWP Orthodontist, DWP Members: DWP All Providers</i>	
Access Summary By City . . . . .	31
<i>DWP Members: DWP General Practitioner, DWP Members: DWP General Practitioner, DWP Members: DWP General Practitioner, DWP Members: DWP Oral Surgeon, DWP Members: DWP Oral Surgeon, DWP Members: DWP Oral Surgeon, DWP Members: DWP Endodontist, DWP Members: DWP Endodontist, DWP Members: DWP Endodontist, DWP Members: DWP Periodontist, DWP Members: DWP Periodontist, DWP Members: DWP Periodontist, DWP Members: DWP Prosthodontist, DWP Members: DWP Prosthodontist, DWP Members: DWP Prosthodontist, DWP Members: DWP Orthodontist, DWP Members: DWP Orthodontist, DWP Members: DWP Orthodontist, DWP Members: DWP All Providers</i>	

## Access Overview 30 Miles

April 28, 2021

### Access Analysis

DWP Network

### Member / Provider Groups

DWP Members

DWP All Providers


### Comparison Graph

Percent of members with access to a choice of providers over miles

- 1st closest
- 2nd closest

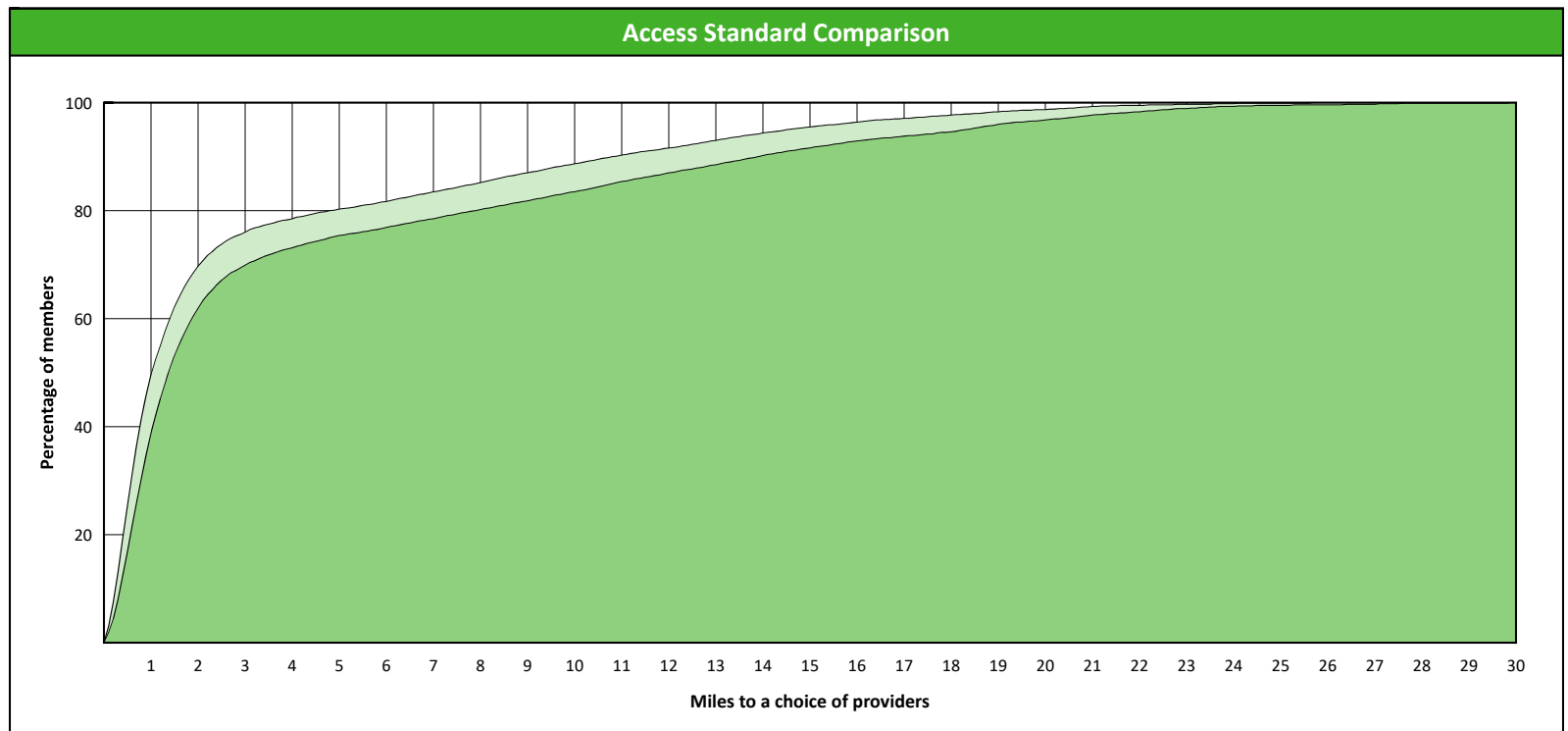
<sup>1</sup> The Access Standard is defined as (DWP Members) members accessing:

1 (DWP All Providers) provider in 30 miles and 30 minutes



### Distances/Times

	Average
Distance/Time to 1st closest provider	3.2 miles 3.6 mins
Distance/Time to 2nd closest provider	4.2 miles 4.7 mins



# Access Overview 30 Miles

April 28, 2021

**Access Analysis**

DWP Network

**Member / Provider Groups**

DWP Members

DWP General Practitioner

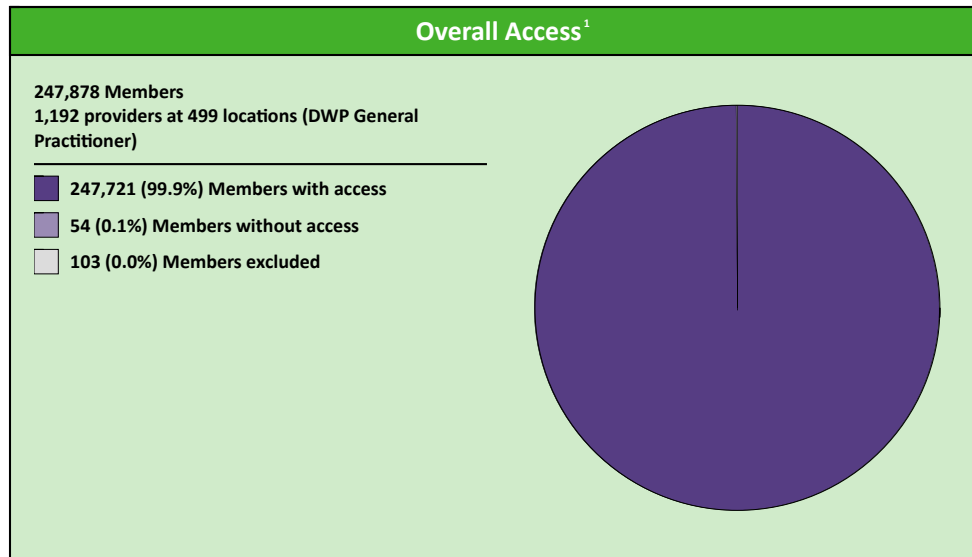
**Comparison Graph**

Percent of members with access to a choice of providers over miles

- 1st closest
- 2nd closest

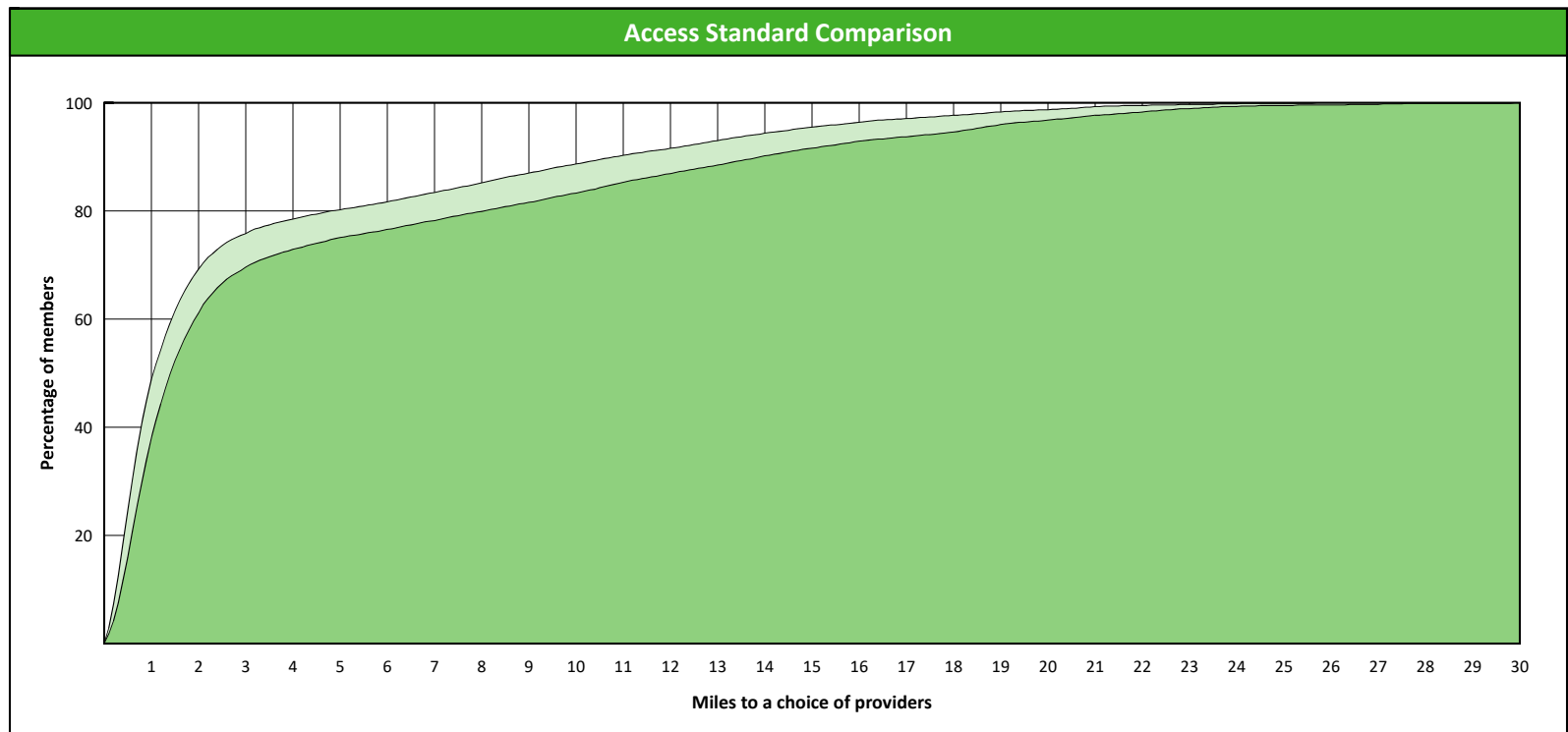
<sup>1</sup> The Access Standard is defined as (DWP Members) members accessing:

1 (DWP General Practitioner) provider in 30 miles and 30 minutes



### Distances/Times

	Average
Distance/Time to 1st closest provider	3.2 miles 3.6 mins
Distance/Time to 2nd closest provider	4.3 miles 4.8 mins



# Access Overview 30 Miles

April 28, 2021

**Access Analysis**

DWP Network

**Member / Provider Groups**

DWP Members

DWP Oral Surgeon


**Comparison Graph**

Percent of members with access to a choice of providers over miles

- 1st closest
- 2nd closest

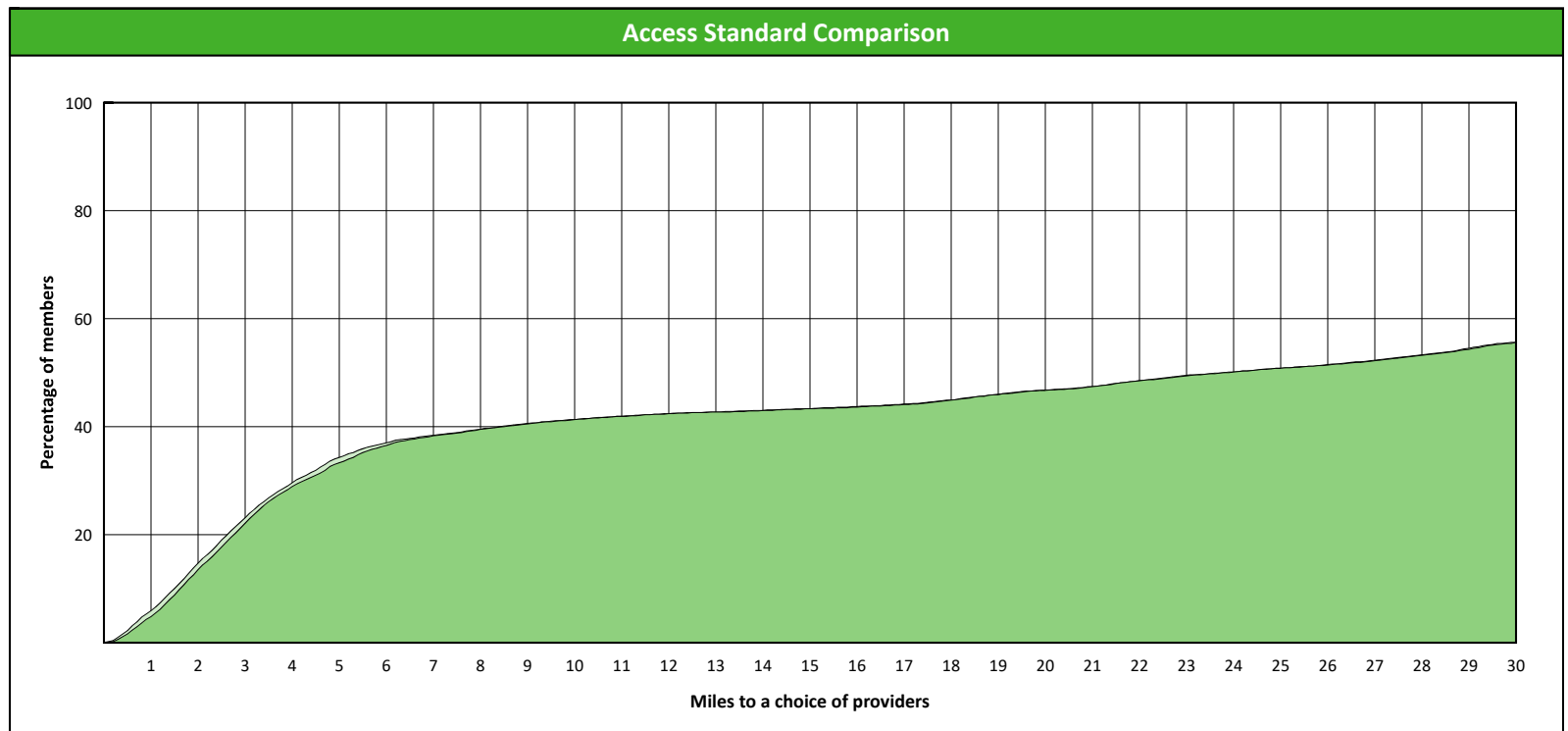
<sup>1</sup> The Access Standard is defined as (DWP Members) members accessing:

1 (DWP Oral Surgeon) provider in 30 miles and 30 minutes



### Distances/Times

	Average
Distance/Time to 1st closest provider	30.6 miles 35.5 mins
Distance/Time to 2nd closest provider	31.3 miles 36.8 mins



# Access Overview 30 Miles

April 28, 2021

**Access Analysis**

DWP Network

**Member / Provider Groups**

DWP Members

DWP Endodontist


**Comparison Graph**

Percent of members with access to a choice of providers over miles

- 1st closest
- 2nd closest

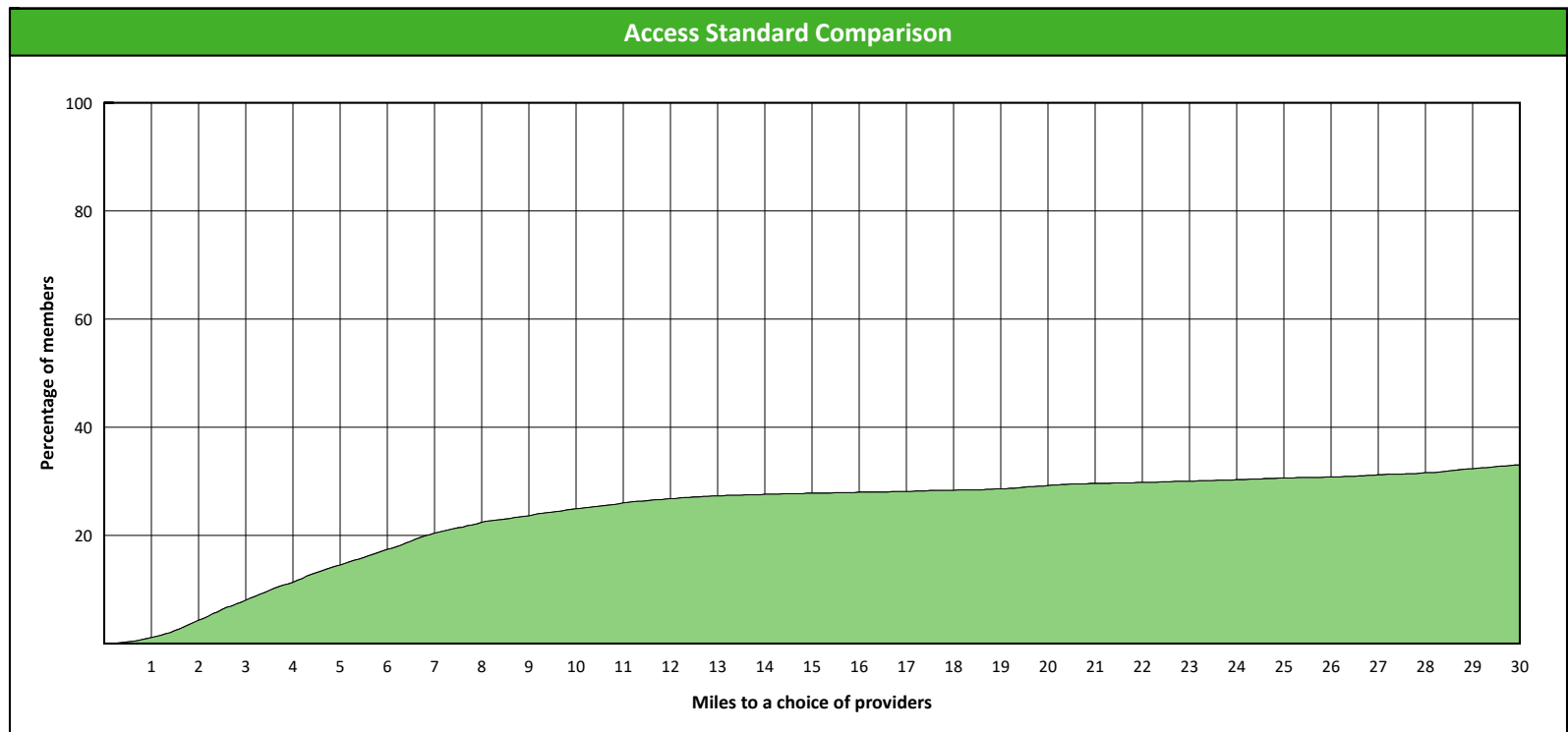
<sup>1</sup> The Access Standard is defined as (DWP Members) members accessing:

1 (DWP Endodontist) provider in 30 miles and 30 minutes



### Distances/Times

	Average
Distance/Time to 1st closest provider	56.0 miles 78.9 mins
Distance/Time to 2nd closest provider	56.0 miles 78.9 mins



# Access Overview 30 Miles

April 28, 2021

**Access Analysis**

DWP Network

**Member / Provider Groups**

DWP Members

DWP Orthodontist


**Comparison Graph**

Percent of members with access to a choice of providers over miles

- 1st closest
- 2nd closest

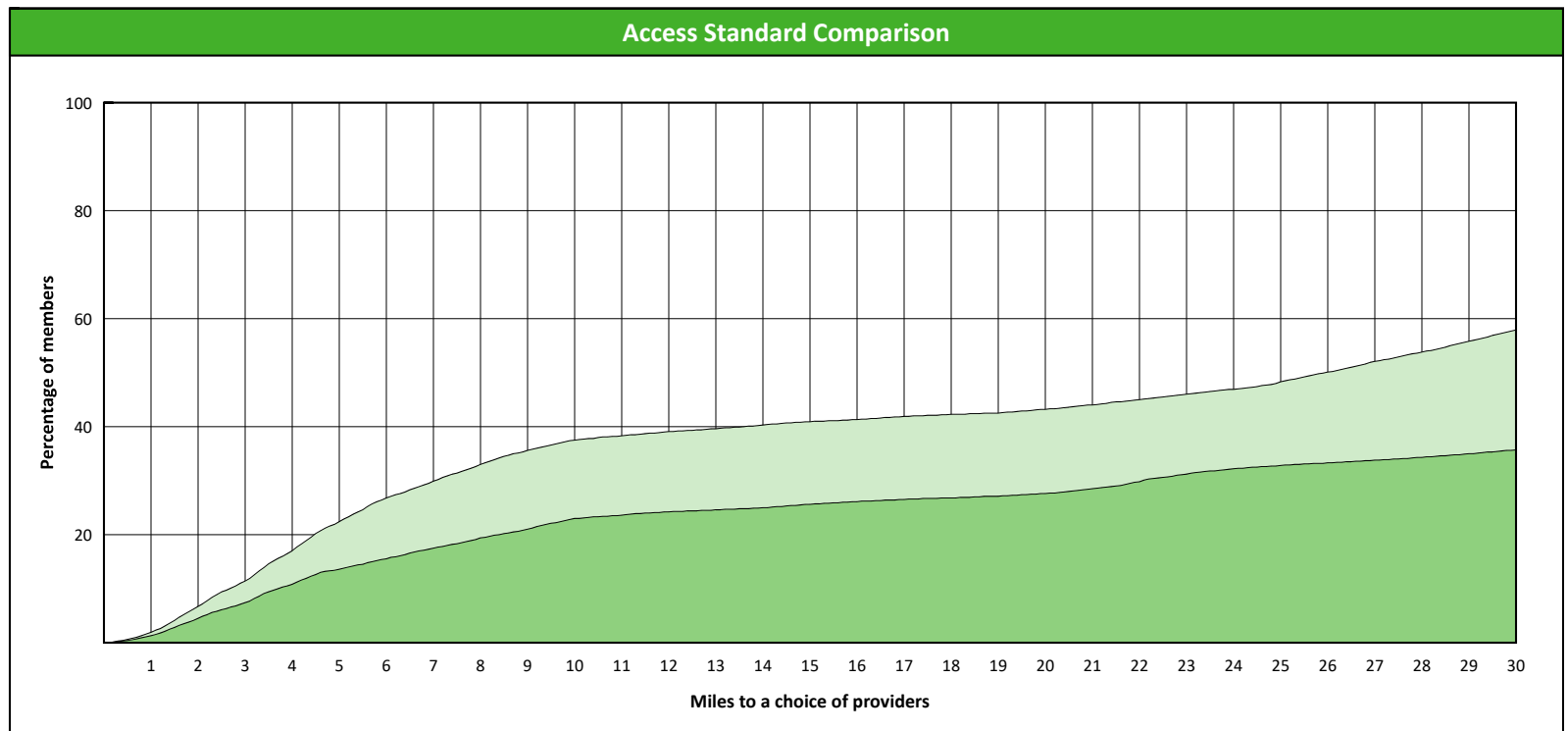
<sup>1</sup> The Access Standard is defined as (DWP Members) members accessing:

1 (DWP Orthodontist) provider in 30 miles and 30 minutes



### Distances/Times

	Average
Distance/Time to 1st closest provider	29.3 miles 36.5 mins
Distance/Time to 2nd closest provider	43.4 miles 54.8 mins



# Access Overview 30 Miles

April 28, 2021

**Access Analysis**

DWP Network

**Member / Provider Groups**

DWP Members

DWP Periodontist

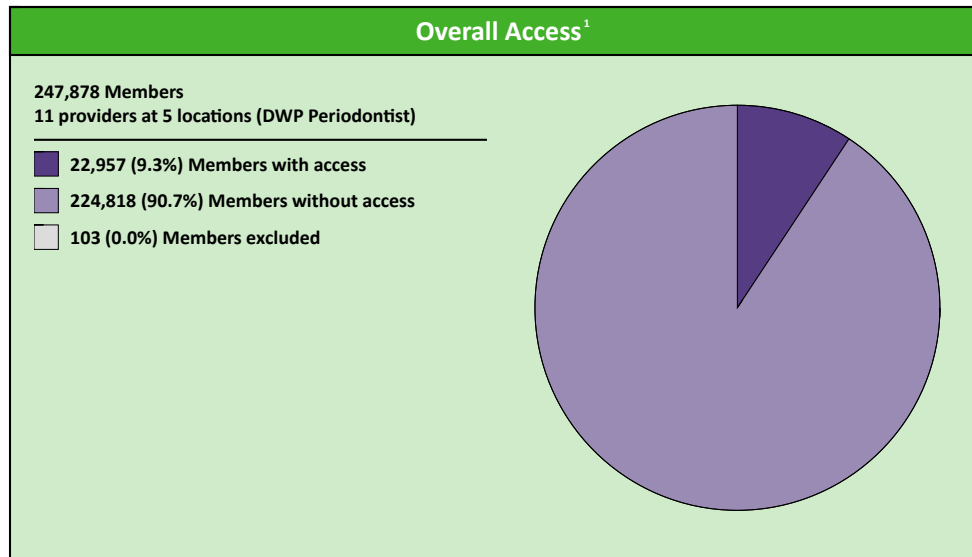
**Comparison Graph**

Percent of members with access to a choice of providers over miles

- 1st closest
- 2nd closest

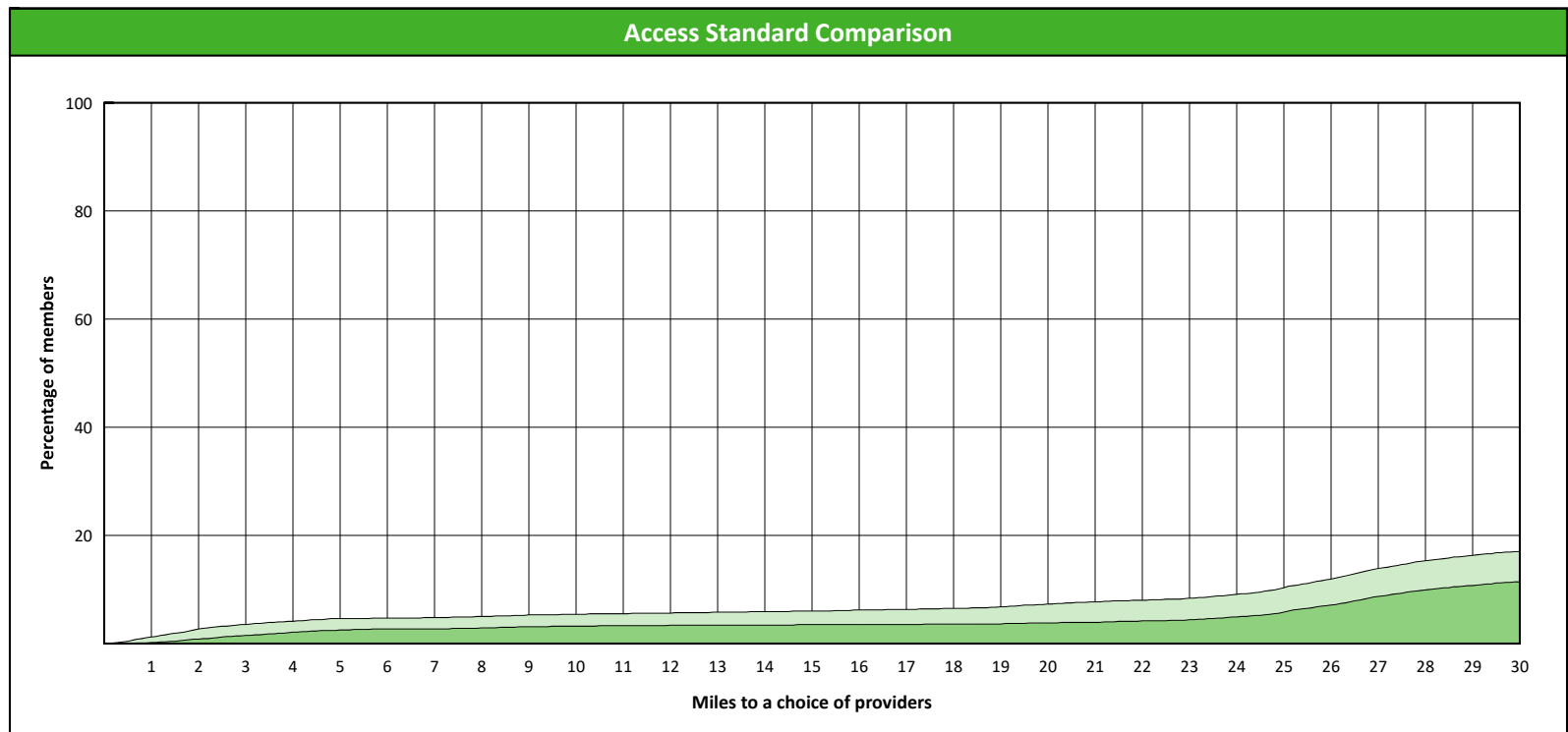
<sup>1</sup> The Access Standard is defined as (DWP Members) members accessing:

1 (DWP Periodontist) provider in 30 miles and 30 minutes



### Distances/Times

	Average
Distance/Time to 1st closest provider	61.1 miles 78.0 mins
Distance/Time to 2nd closest provider	70.8 miles 90.3 mins





# Access Overview 30 Miles

April 28, 2021

**Access Analysis**

DWP Network

**Member / Provider Groups**

DWP Members


DWP Prosthodontist

**Comparison Graph**

Percent of members with access to a choice of providers over miles

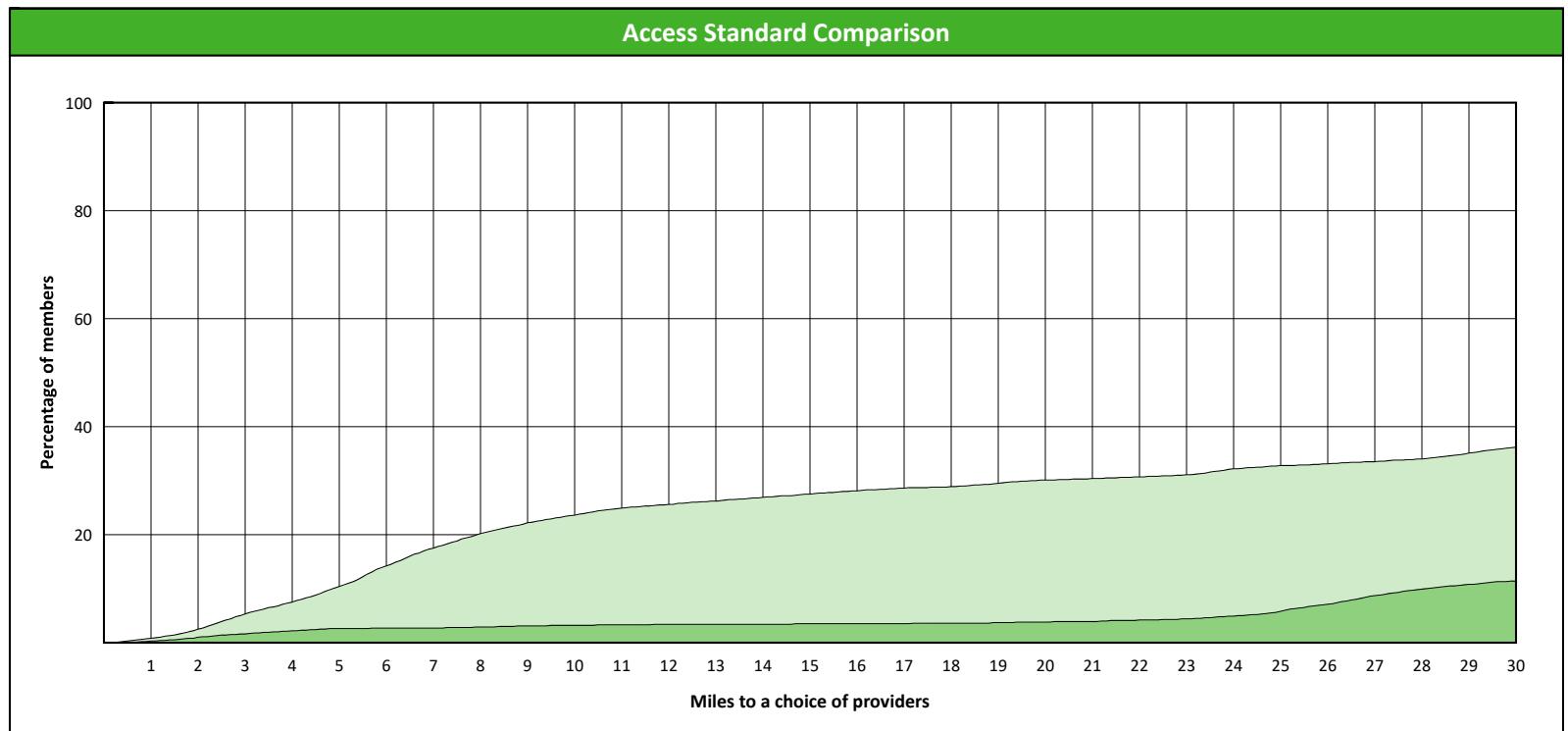
- 1st closest
- 2nd closest

<sup>1</sup> The Access Standard is defined as (DWP Members) members accessing:  
1 (DWP Prosthodontist) provider in 30 miles and 30 minutes



### Distances/Times

	Average
Distance/Time to 1st closest provider	49.1 miles 61.1 mins
Distance/Time to 2nd closest provider	78.6 miles 99.3 mins



# Access Overview 60 Miles

April 28, 2021

**Access Analysis**

DWP Network

**Member / Provider Groups**

DWP Members

DWP All Providers

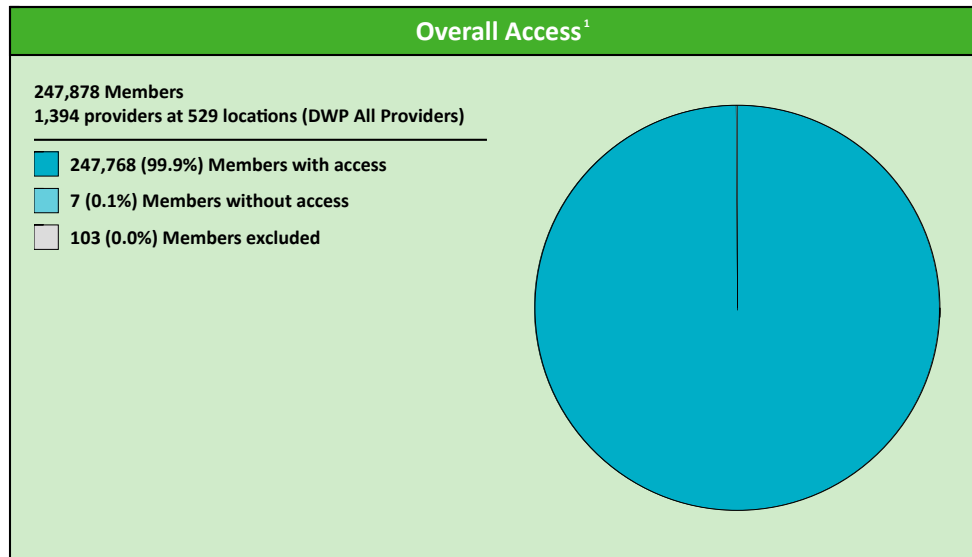
**Comparison Graph**

Percent of members with access to a choice of providers over miles

- 1st closest
- 2nd closest

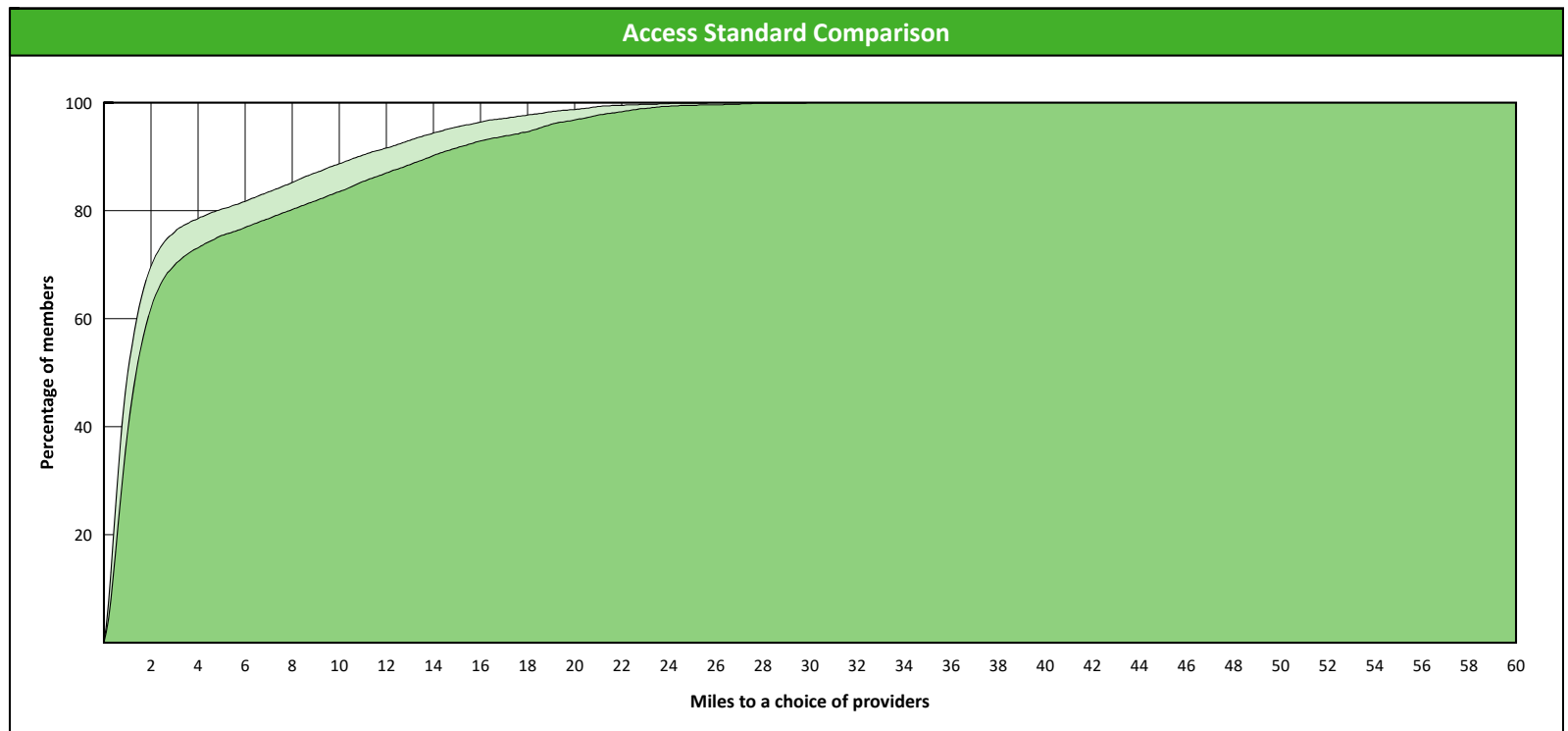
<sup>1</sup> The Access Standard is defined as (DWP Members) members accessing:

1 (DWP All Providers) provider in 60 miles and 60 minutes



### Distances/Times

	Average
Distance/Time to 1st closest provider	3.2 miles 3.6 mins
Distance/Time to 2nd closest provider	4.2 miles 4.7 mins



# Access Overview 60 Miles

April 28, 2021

**Access Analysis**

DWP Network

**Member / Provider Groups**

DWP Members

DWP General Practitioner


**Comparison Graph**

Percent of members with access to a choice of providers over miles

- 1st closest
- 2nd closest

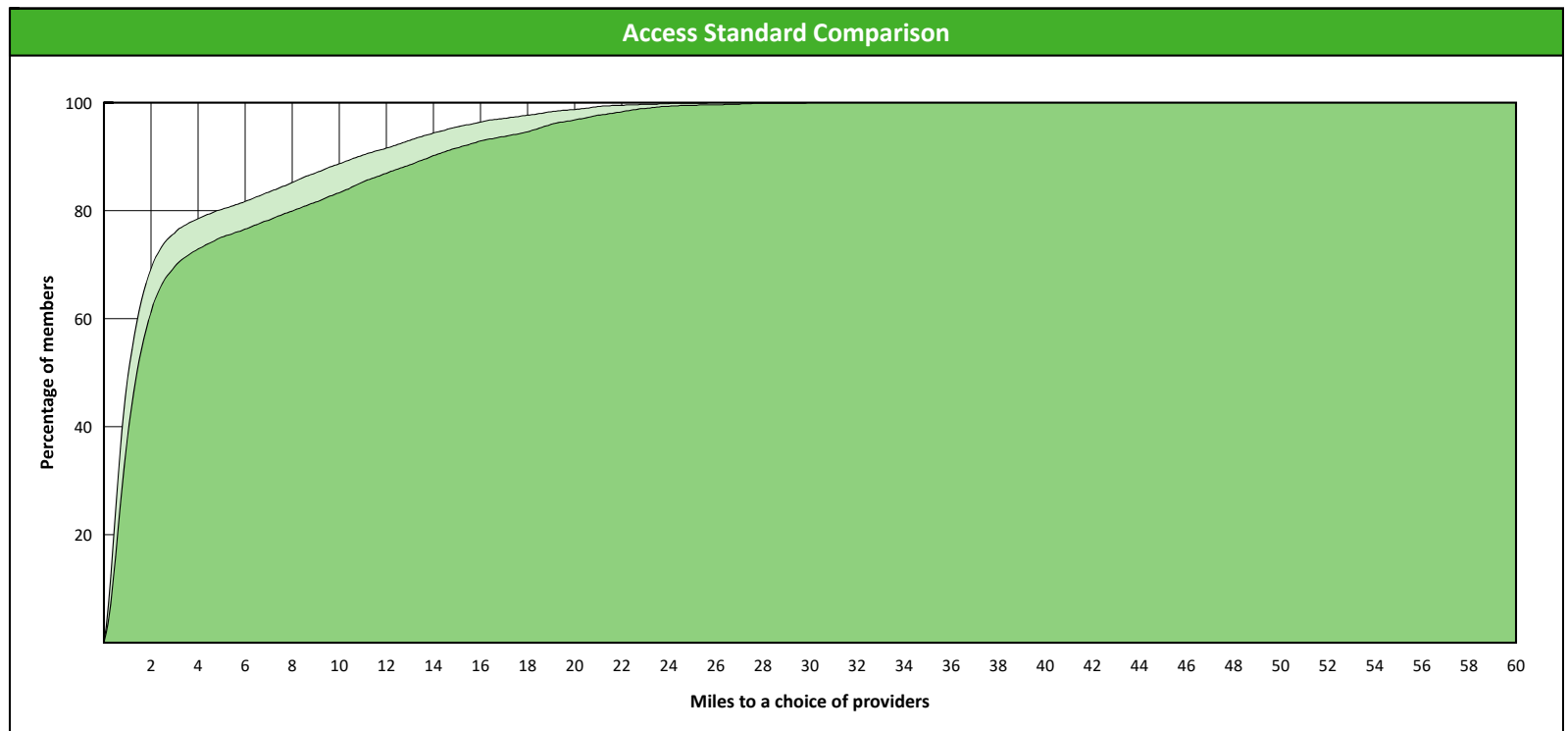
<sup>1</sup> The Access Standard is defined as (DWP Members) members accessing:

1 (DWP General Practitioner) provider in 60 miles and 60 minutes



### Distances/Times

	Average
Distance/Time to 1st closest provider	3.2 miles 3.6 mins
Distance/Time to 2nd closest provider	4.3 miles 4.8 mins



# Access Overview 60 Miles

April 28, 2021

**Access Analysis**

DWP Network

**Member / Provider Groups**

DWP Members

DWP Oral Surgeon


**Comparison Graph**

Percent of members with access to a choice of providers over miles

- 1st closest
- 2nd closest

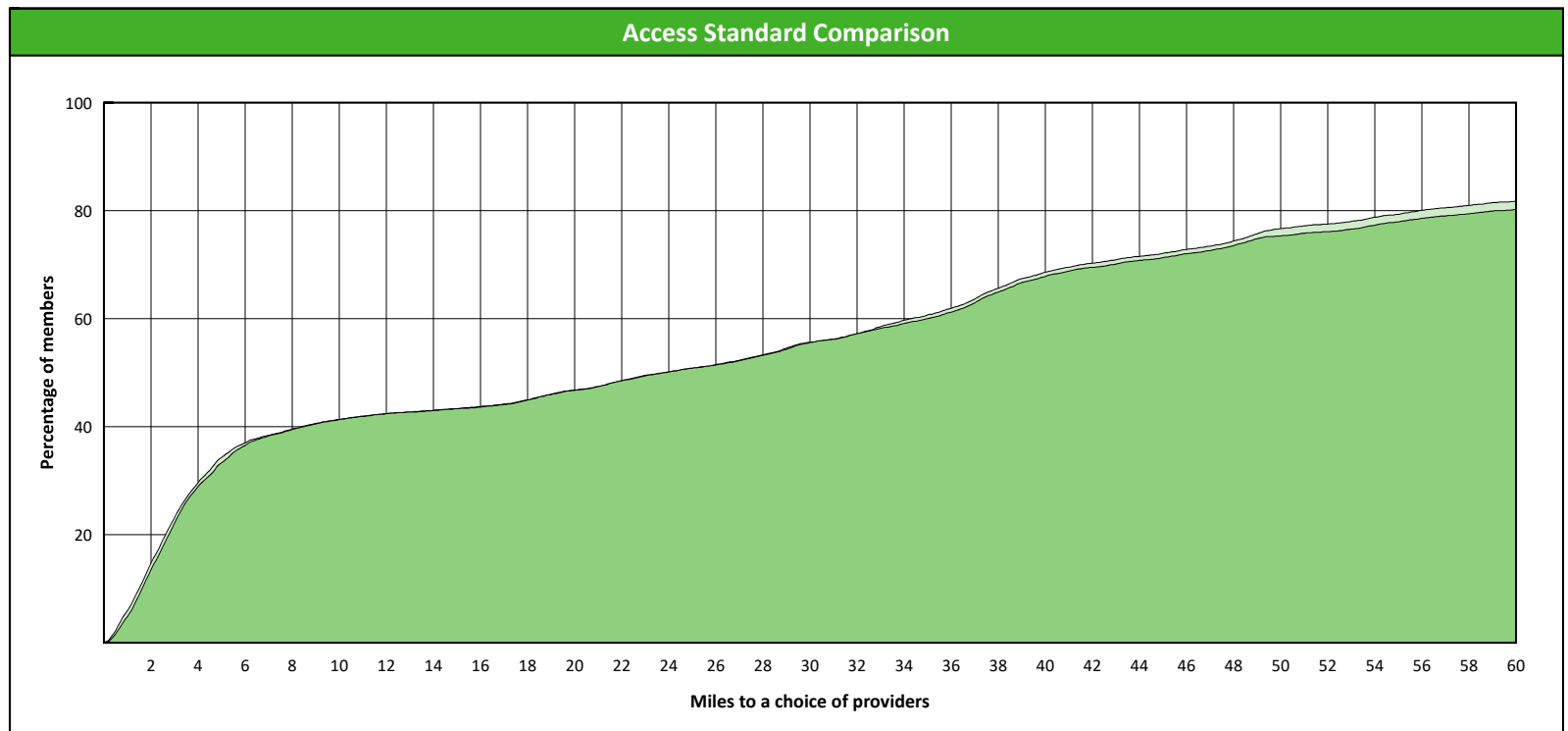
<sup>1</sup> The Access Standard is defined as (DWP Members) members accessing:

1 (DWP Oral Surgeon) provider in 60 miles and 60 minutes



### Distances/Times

	Average
Distance/Time to 1st closest provider	30.6 miles 35.5 mins
Distance/Time to 2nd closest provider	31.3 miles 36.8 mins



# Access Overview 60 Miles

April 28, 2021

**Access Analysis**

DWP Network

**Member / Provider Groups**

DWP Members

DWP Endodontist


**Comparison Graph**

Percent of members with access to a choice of providers over miles

- 1st closest
- 2nd closest

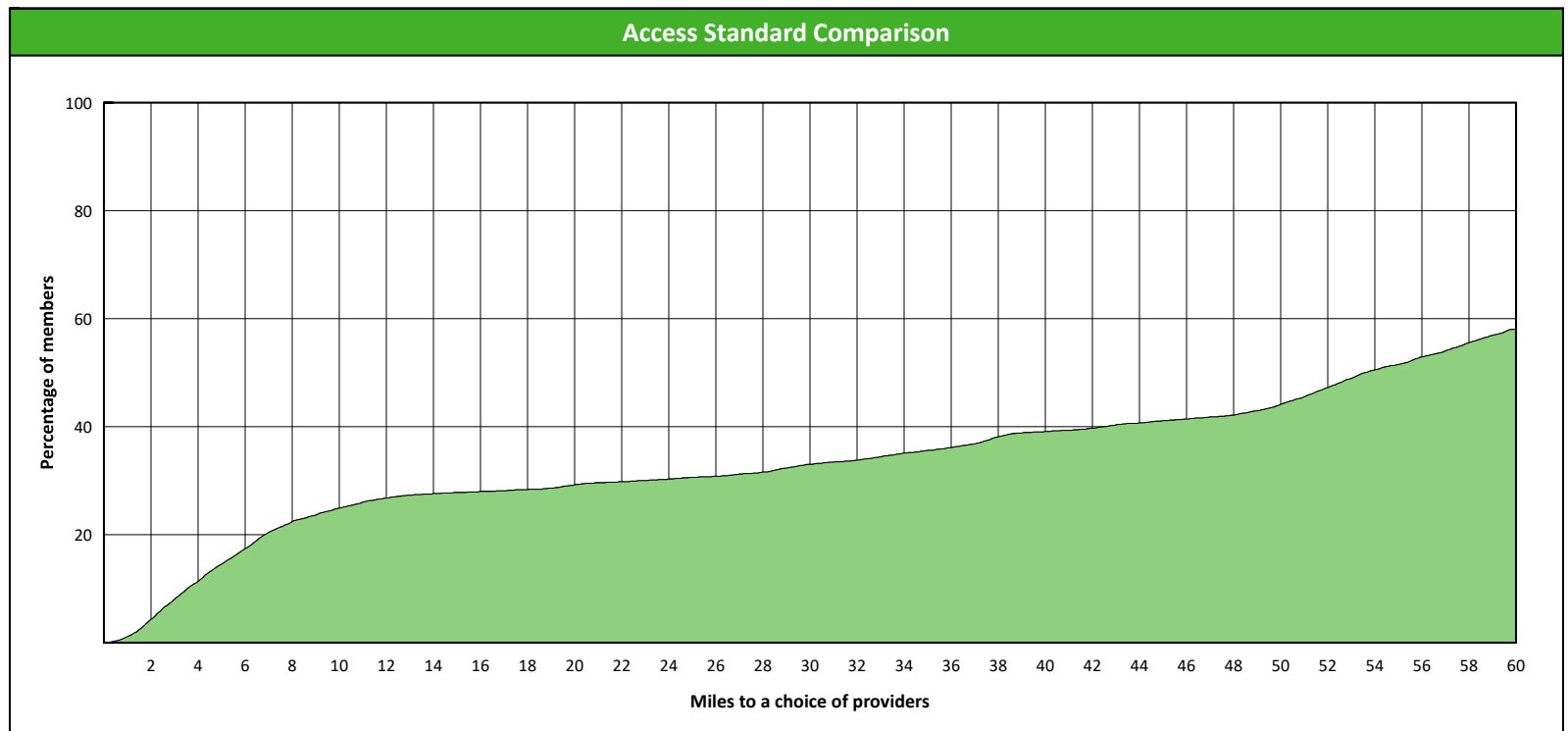
<sup>1</sup> The Access Standard is defined as (DWP Members) members accessing:

1 (DWP Endodontist) provider in 60 miles and 60 minutes



### Distances/Times

	Average
Distance/Time to 1st closest provider	56.0 miles 78.9 mins
Distance/Time to 2nd closest provider	56.0 miles 78.9 mins



# Access Overview 60 Miles

April 28, 2021

**Access Analysis**

DWP Network

**Member / Provider Groups**

DWP Members

DWP Orthodontist


**Comparison Graph**

Percent of members with access to a choice of providers over miles

- 1st closest
- 2nd closest

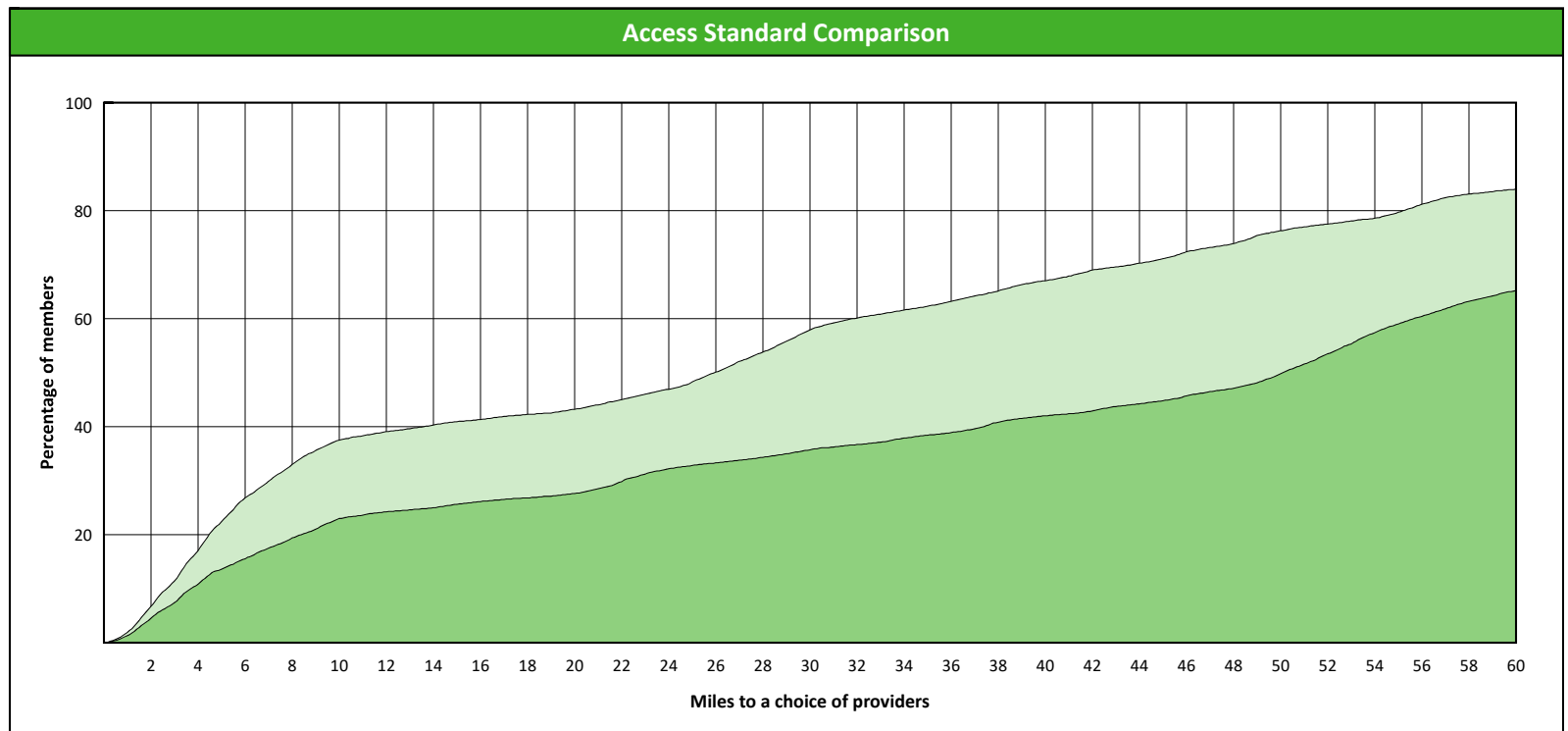
<sup>1</sup> The Access Standard is defined as (DWP Members) members accessing:

1 (DWP Orthodontist) provider in 60 miles and 60 minutes



### Distances/Times

	Average
Distance/Time to 1st closest provider	29.3 miles 36.5 mins
Distance/Time to 2nd closest provider	43.4 miles 54.8 mins



# Access Overview 60 Miles

April 28, 2021

**Access Analysis**

DWP Network

**Member / Provider Groups**

DWP Members

DWP Periodontist


**Comparison Graph**

Percent of members with access to a choice of providers over miles

- 1st closest
- 2nd closest

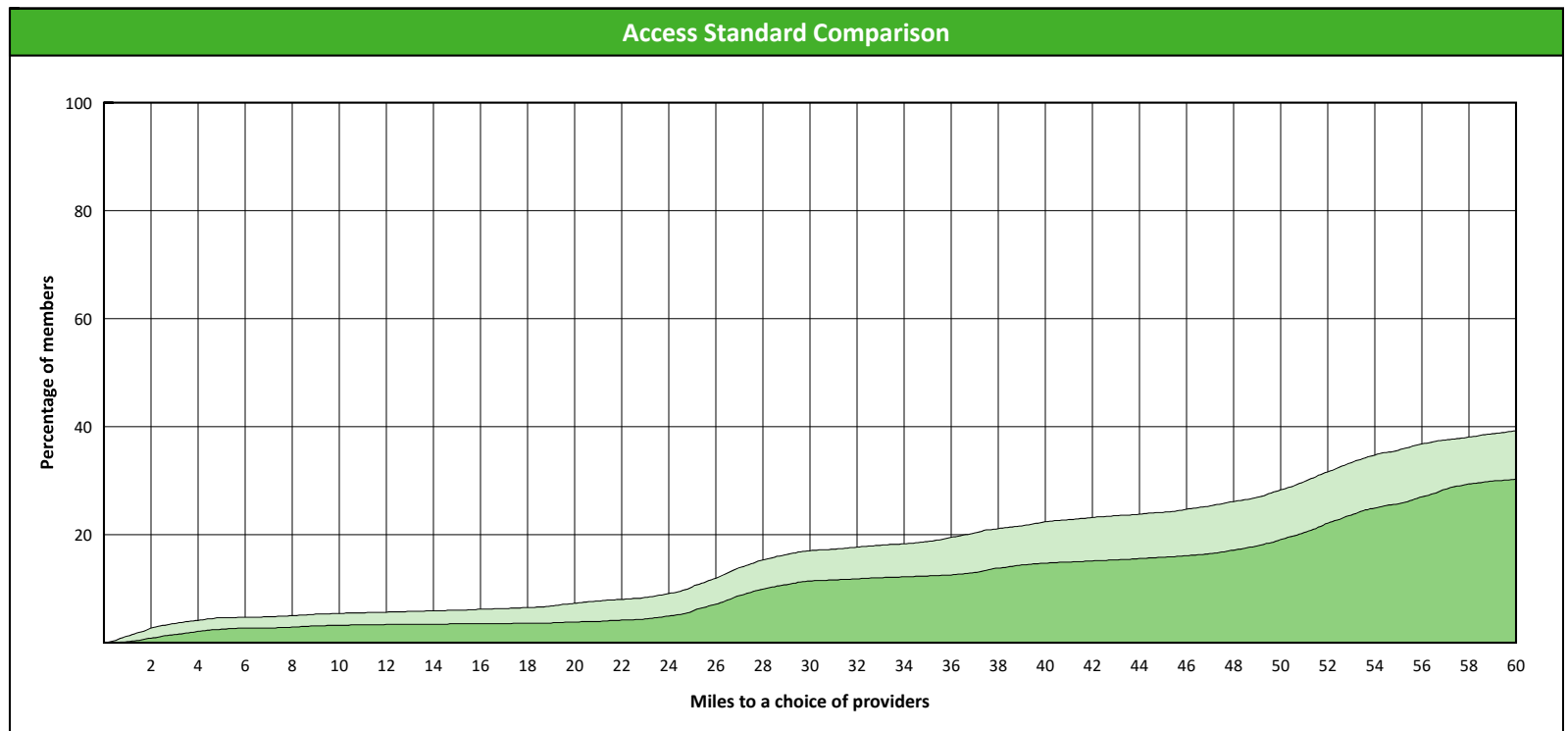
<sup>1</sup> The Access Standard is defined as (DWP Members) members accessing:

1 (DWP Periodontist) provider in 60 miles and 60 minutes



### Distances/Times

	Average
Distance/Time to 1st closest provider	61.1 miles 78.0 mins
Distance/Time to 2nd closest provider	70.8 miles 90.3 mins



# Access Overview 60 Miles

April 28, 2021

**Access Analysis**

DWP Network

**Member / Provider Groups**

DWP Members


DWP Prosthodontist

**Comparison Graph**

Percent of members with access to a choice of providers over miles

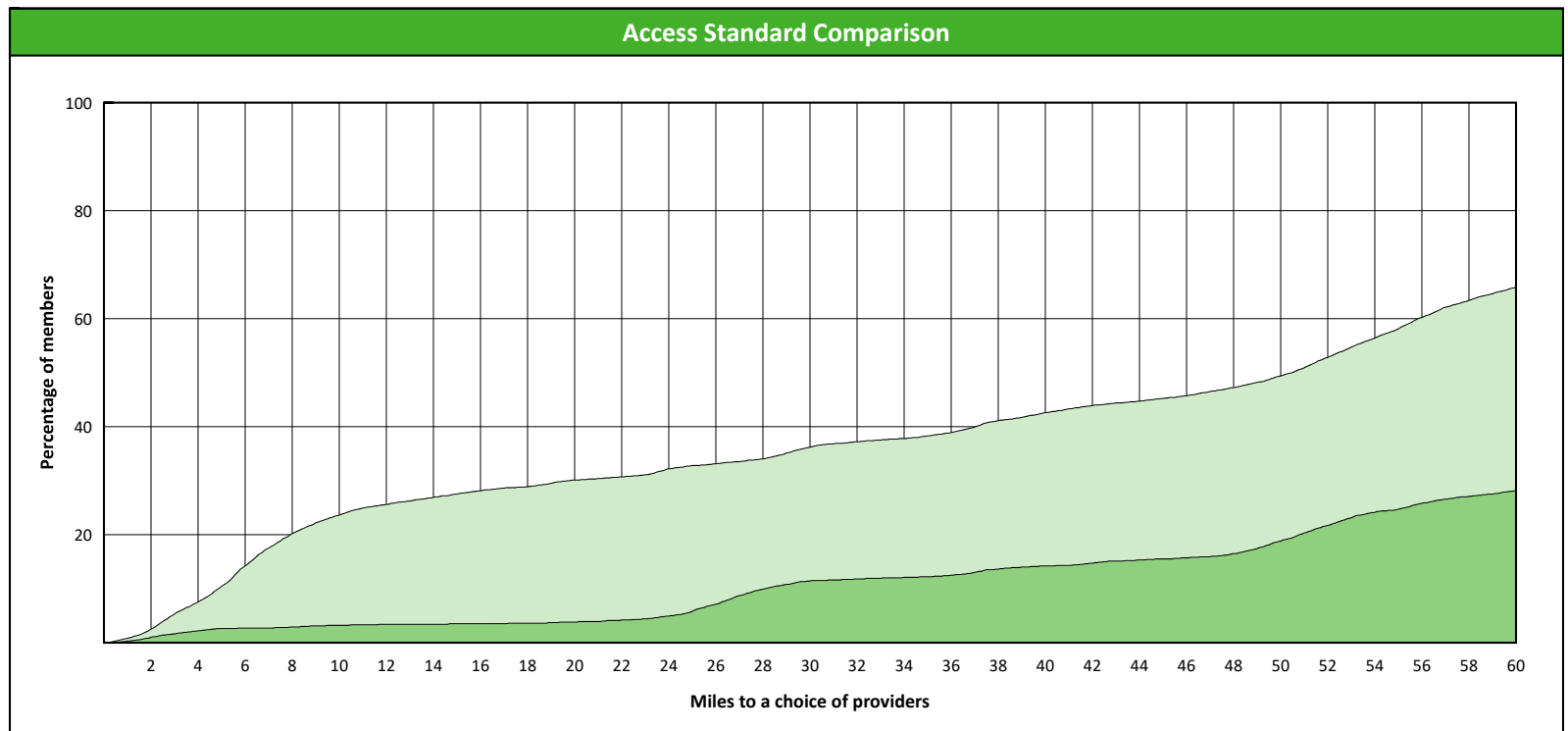
- 1st closest
- 2nd closest

<sup>1</sup> The Access Standard is defined as (DWP Members) members accessing:  
1 (DWP Prosthodontist) provider in 60 miles and 60 minutes



### Distances/Times

	Average
Distance/Time to 1st closest provider	49.1 miles 61.1 mins
Distance/Time to 2nd closest provider	78.6 miles 99.3 mins





# Access Overview 90 Miles

April 28, 2021

**Access Analysis**

DWP Network

**Member / Provider Groups**

DWP Members

DWP All Providers

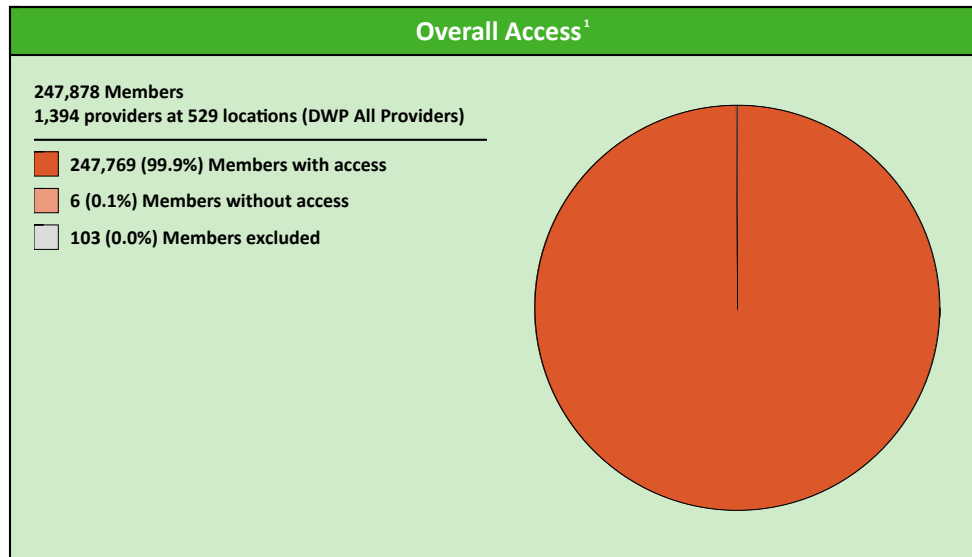
**Comparison Graph**

Percent of members with access to a choice of providers over miles

- 1st closest
- 2nd closest

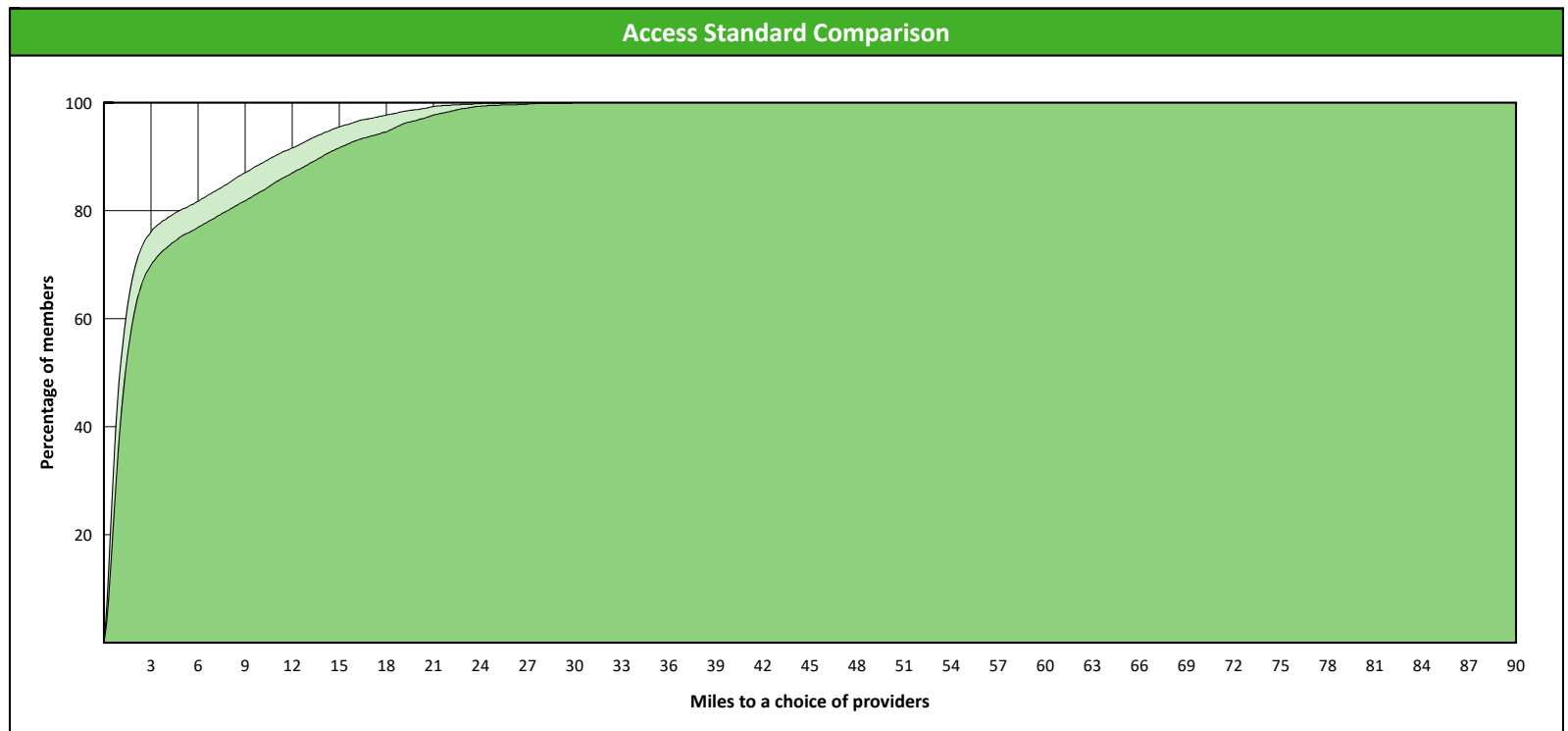
<sup>1</sup> The Access Standard is defined as (DWP Members) members accessing:

1 (DWP All Providers) provider in 90 miles and 90 minutes



### Distances/Times

	Average
Distance/Time to 1st closest provider	3.2 miles 3.6 mins
Distance/Time to 2nd closest provider	4.2 miles 4.7 mins



# Access Overview 90 Miles

April 28, 2021

**Access Analysis**

DWP Network

**Member / Provider Groups**

DWP Members

DWP General Practitioner


**Comparison Graph**

Percent of members with access to a choice of providers over miles

- 1st closest
- 2nd closest

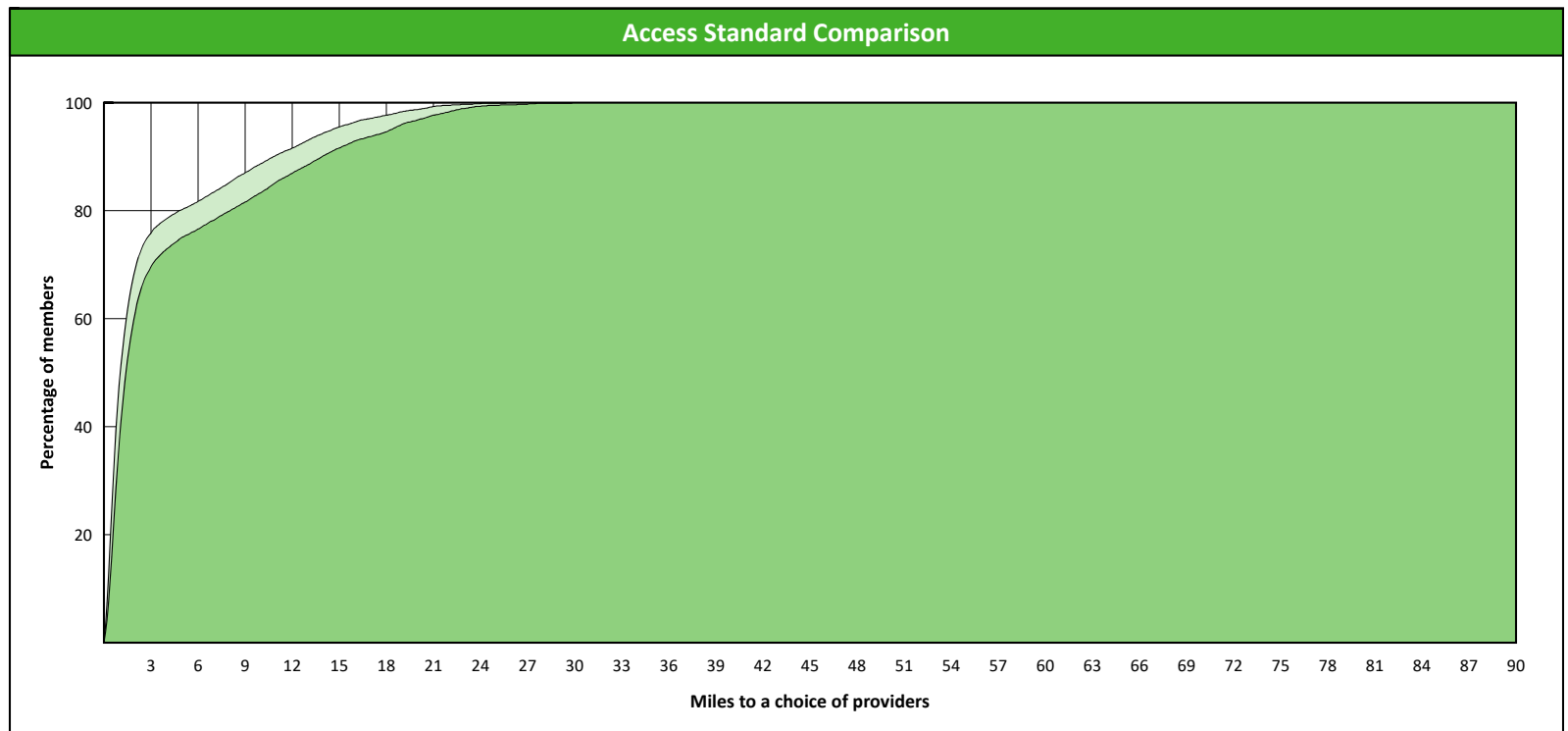
<sup>1</sup> The Access Standard is defined as (DWP Members) members accessing:

1 (DWP General Practitioner) provider in 90 miles and 90 minutes



### Distances/Times

	Average
Distance/Time to 1st closest provider	3.2 miles 3.6 mins
Distance/Time to 2nd closest provider	4.3 miles 4.8 mins



# Access Overview 90 Miles

April 28, 2021

**Access Analysis**

DWP Network

**Member / Provider Groups**

DWP Members

DWP Oral Surgeon


**Comparison Graph**

Percent of members with access to a choice of providers over miles

- 1st closest
- 2nd closest

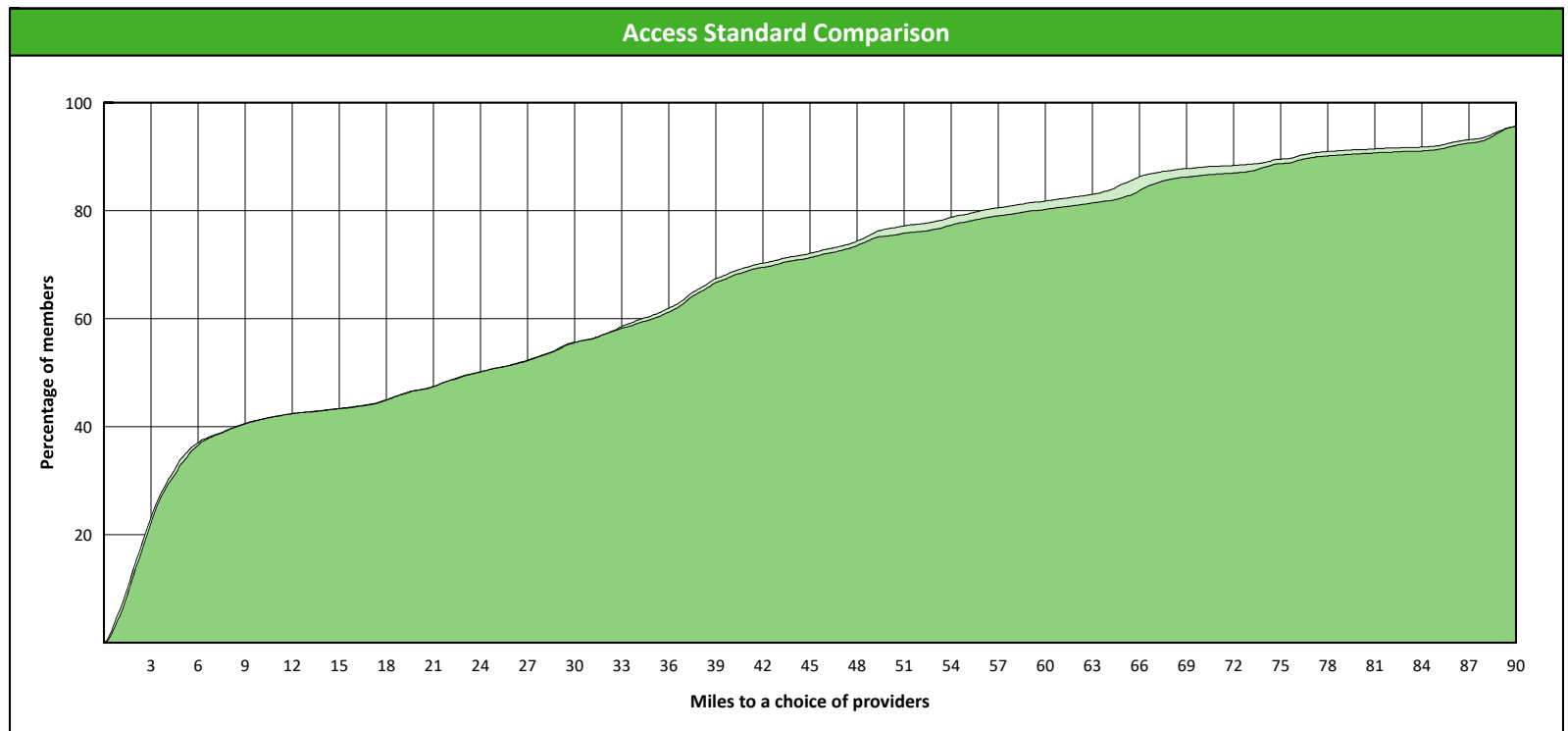
<sup>1</sup> The Access Standard is defined as (DWP Members) members accessing:

1 (DWP Oral Surgeon) provider in 90 miles and 90 minutes



### Distances/Times

	Average
Distance/Time to 1st closest provider	30.6 miles 35.5 mins
Distance/Time to 2nd closest provider	31.3 miles 36.8 mins



# Access Overview 90 Miles

April 28, 2021

**Access Analysis**

DWP Network

**Member / Provider Groups**

DWP Members

DWP Endodontist

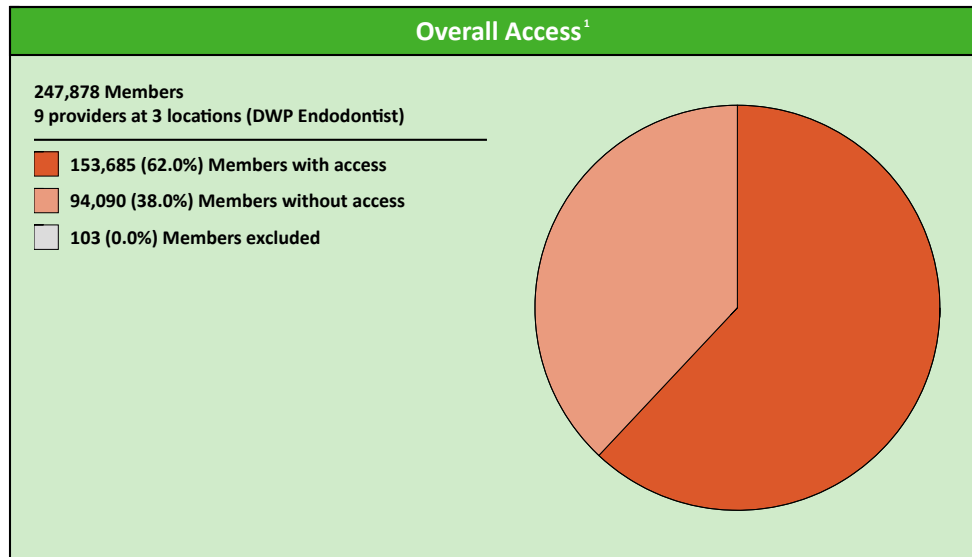
**Comparison Graph**

Percent of members with access to a choice of providers over miles

- 1st closest
- 2nd closest

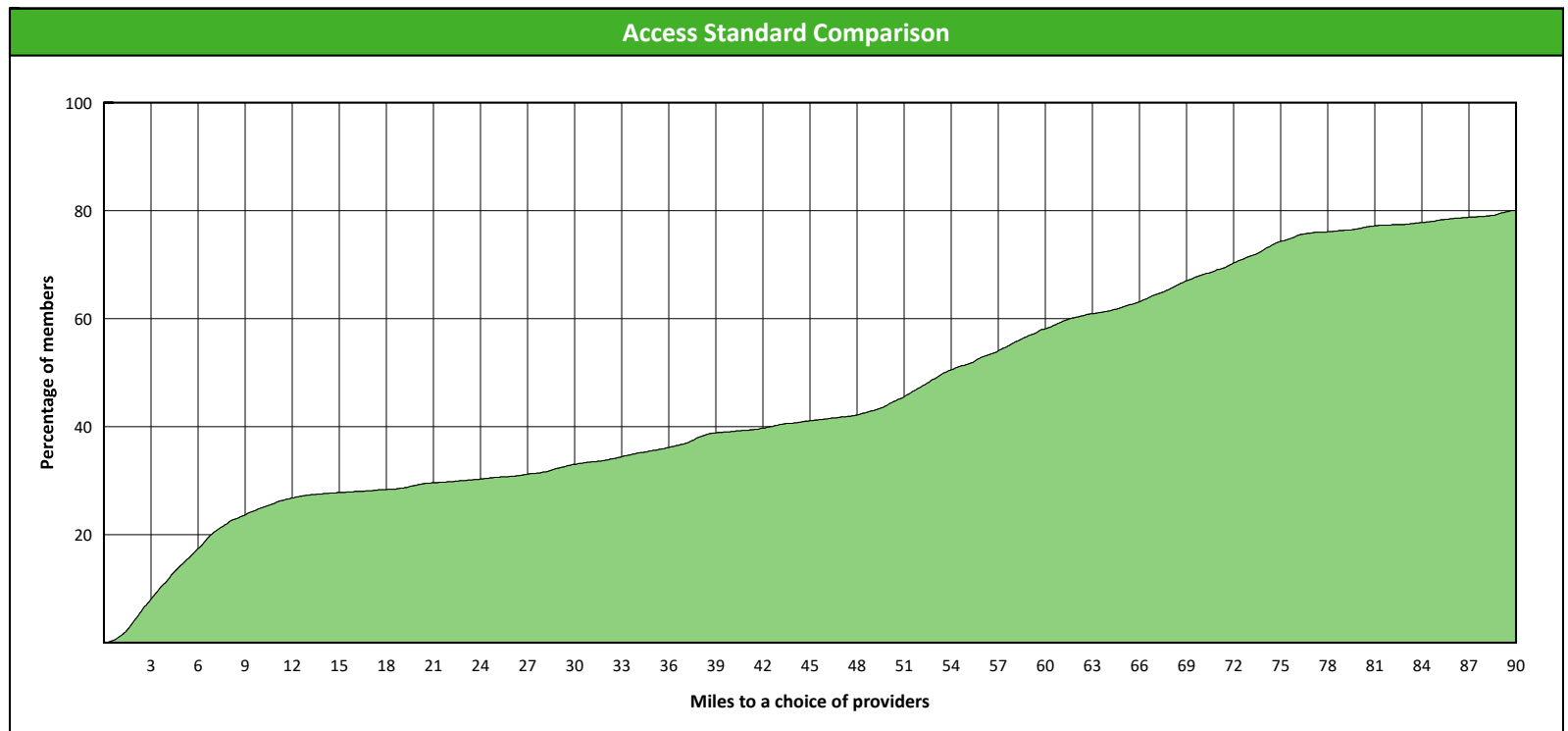
<sup>1</sup> The Access Standard is defined as (DWP Members) members accessing:

1 (DWP Endodontist) provider in 90 miles and 90 minutes



### Distances/Times

	Average
Distance/Time to 1st closest provider	56.0 miles 78.9 mins
Distance/Time to 2nd closest provider	56.0 miles 78.9 mins



# Access Overview 90 Miles

April 28, 2021

**Access Analysis**

DWP Network

**Member / Provider Groups**

DWP Members

DWP Orthodontist

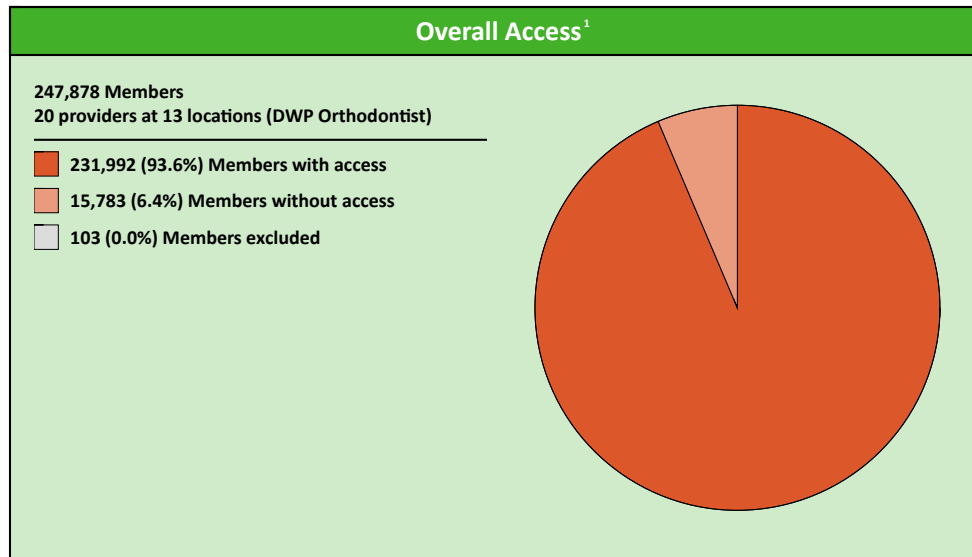
**Comparison Graph**

Percent of members with access to a choice of providers over miles

- 1st closest
- 2nd closest

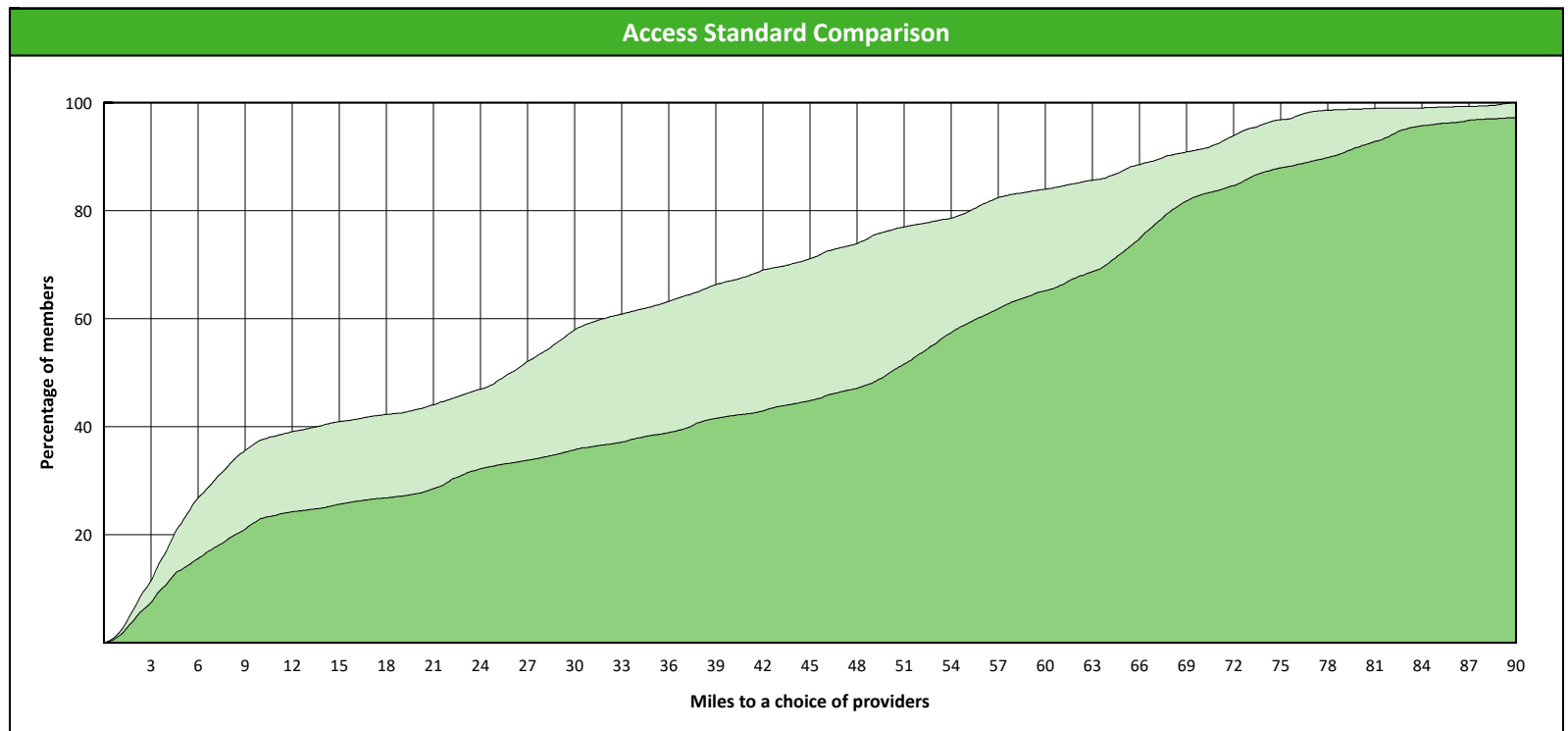
<sup>1</sup> The Access Standard is defined as (DWP Members) members accessing:

1 (DWP Orthodontist) provider in 90 miles and 90 minutes



### Distances/Times

	Average
Distance/Time to 1st closest provider	29.3 miles 36.5 mins
Distance/Time to 2nd closest provider	43.4 miles 54.8 mins



# Access Overview 90 Miles

April 28, 2021

**Access Analysis**

DWP Network

**Member / Provider Groups**

DWP Members

DWP Periodontist

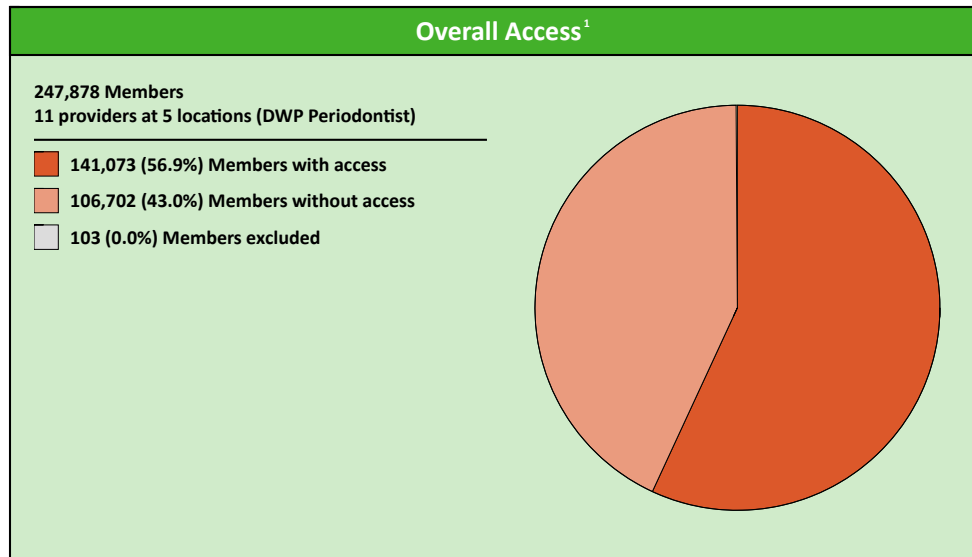
**Comparison Graph**

Percent of members with access to a choice of providers over miles

- 1st closest
- 2nd closest

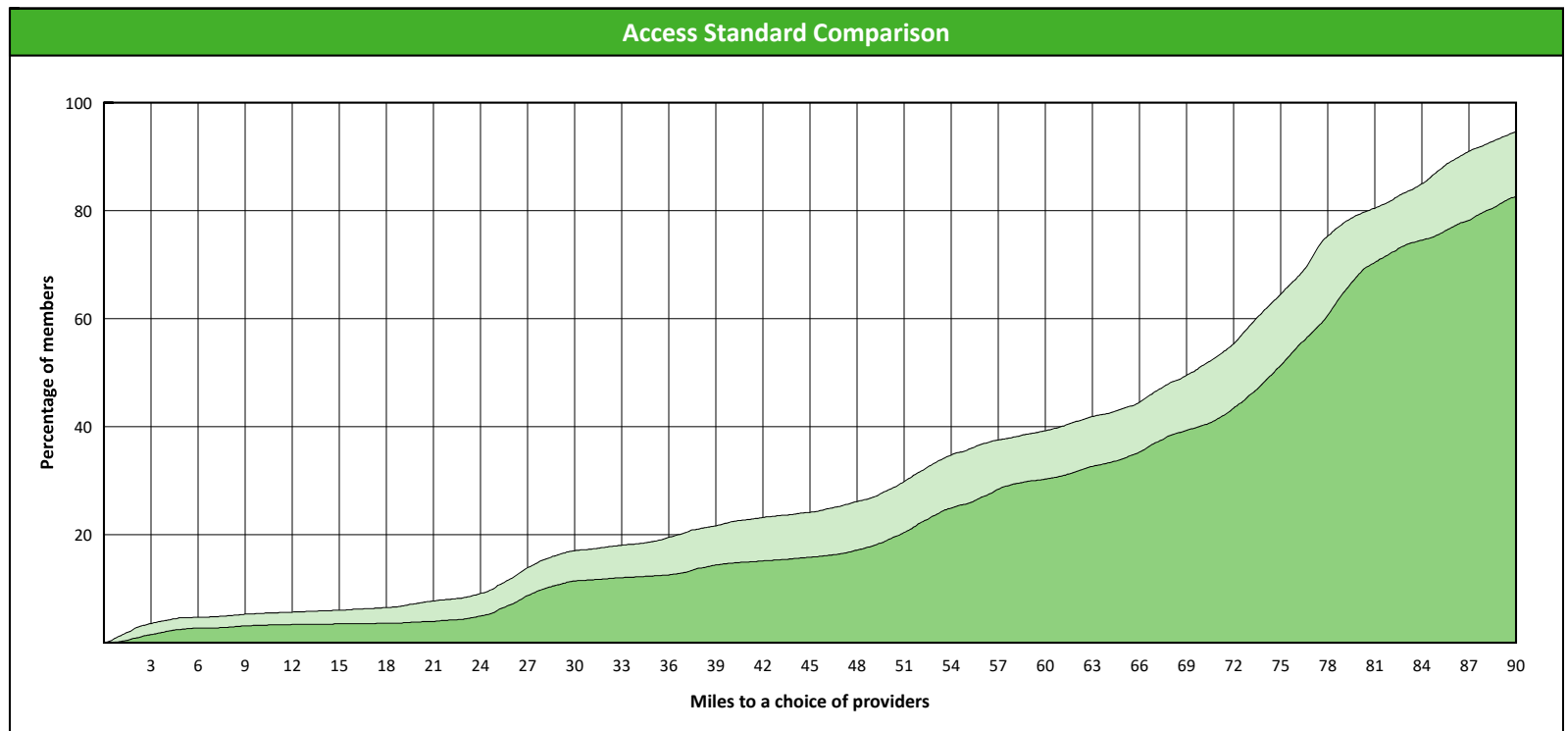
<sup>1</sup> The Access Standard is defined as (DWP Members) members accessing:

1 (DWP Periodontist) provider in 90 miles and 90 minutes



### Distances/Times

	Average
Distance/Time to 1st closest provider	61.1 miles 78.0 mins
Distance/Time to 2nd closest provider	70.8 miles 90.3 mins



# Access Overview 90 Miles

April 28, 2021

**Access Analysis**

DWP Network

**Member / Provider Groups**

DWP Members


DWP Prosthodontist

**Comparison Graph**

Percent of members with access to a choice of providers over miles

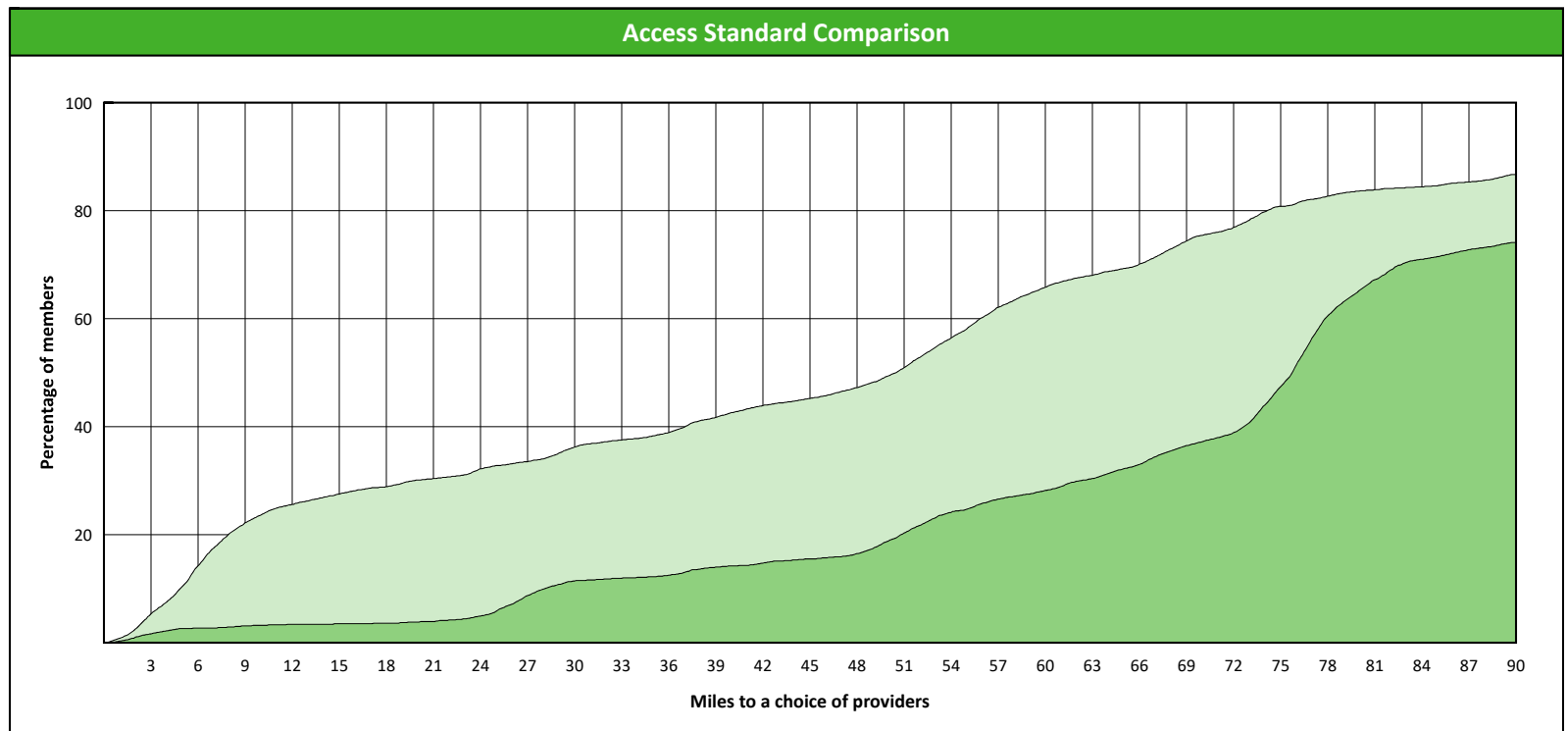
- 1st closest
- 2nd closest

<sup>1</sup> The Access Standard is defined as (DWP Members) members accessing:  
1 (DWP Prosthodontist) provider in 90 miles and 90 minutes



### Distances/Times

	Average
Distance/Time to 1st closest provider	49.1 miles 61.1 mins
Distance/Time to 2nd closest provider	78.6 miles 99.3 mins



# DWP General Practitioner Access Map

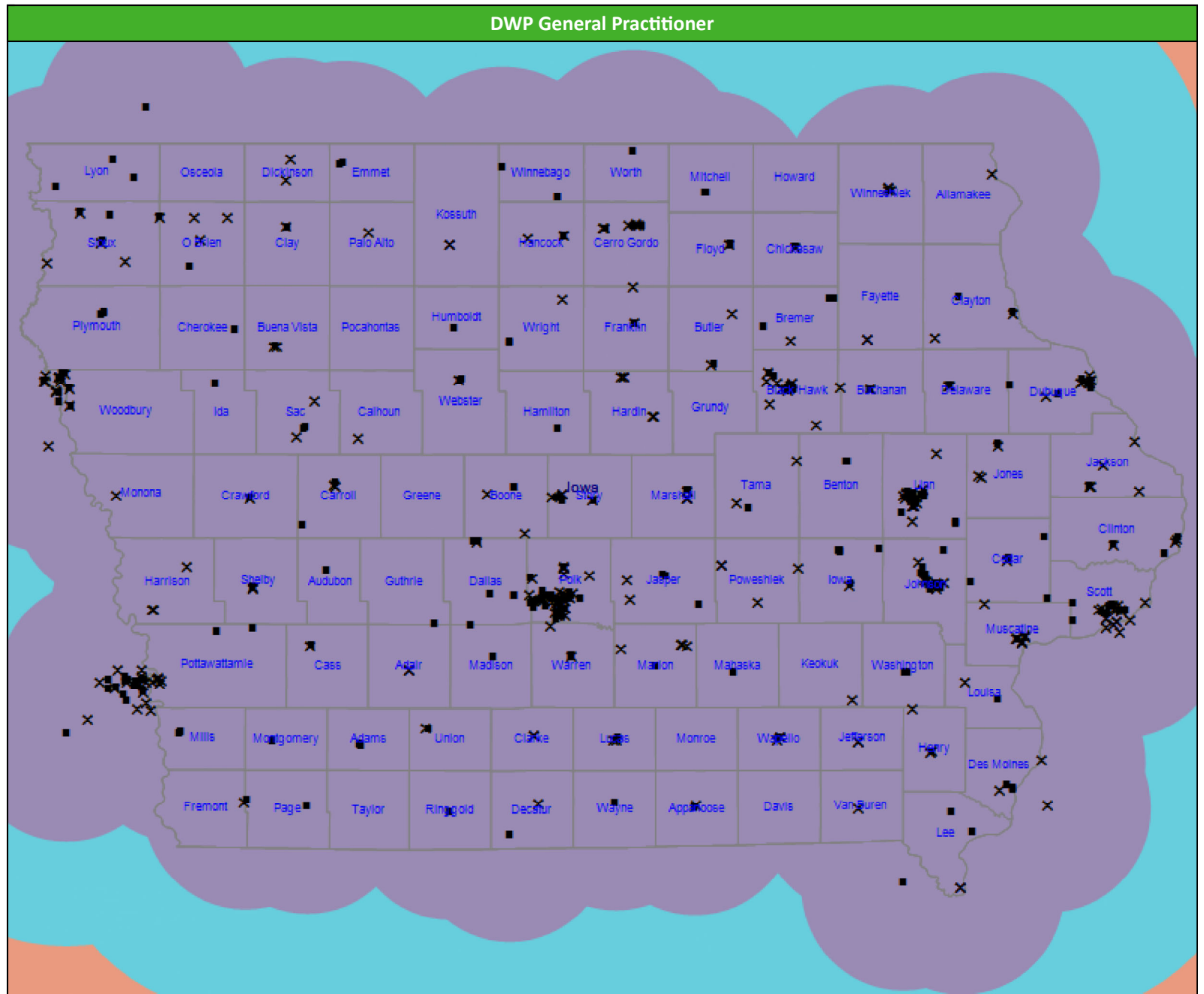
April 28, 2021

## DWP General Practitioner

1,192 providers at 499 locations

- Single providers (235)
- ✕ Multiple providers (264)
- 30 mile radius
- 60 mile radius
- 90 mile radius

41.42 miles





# DWP Oral Surgeon Access Map

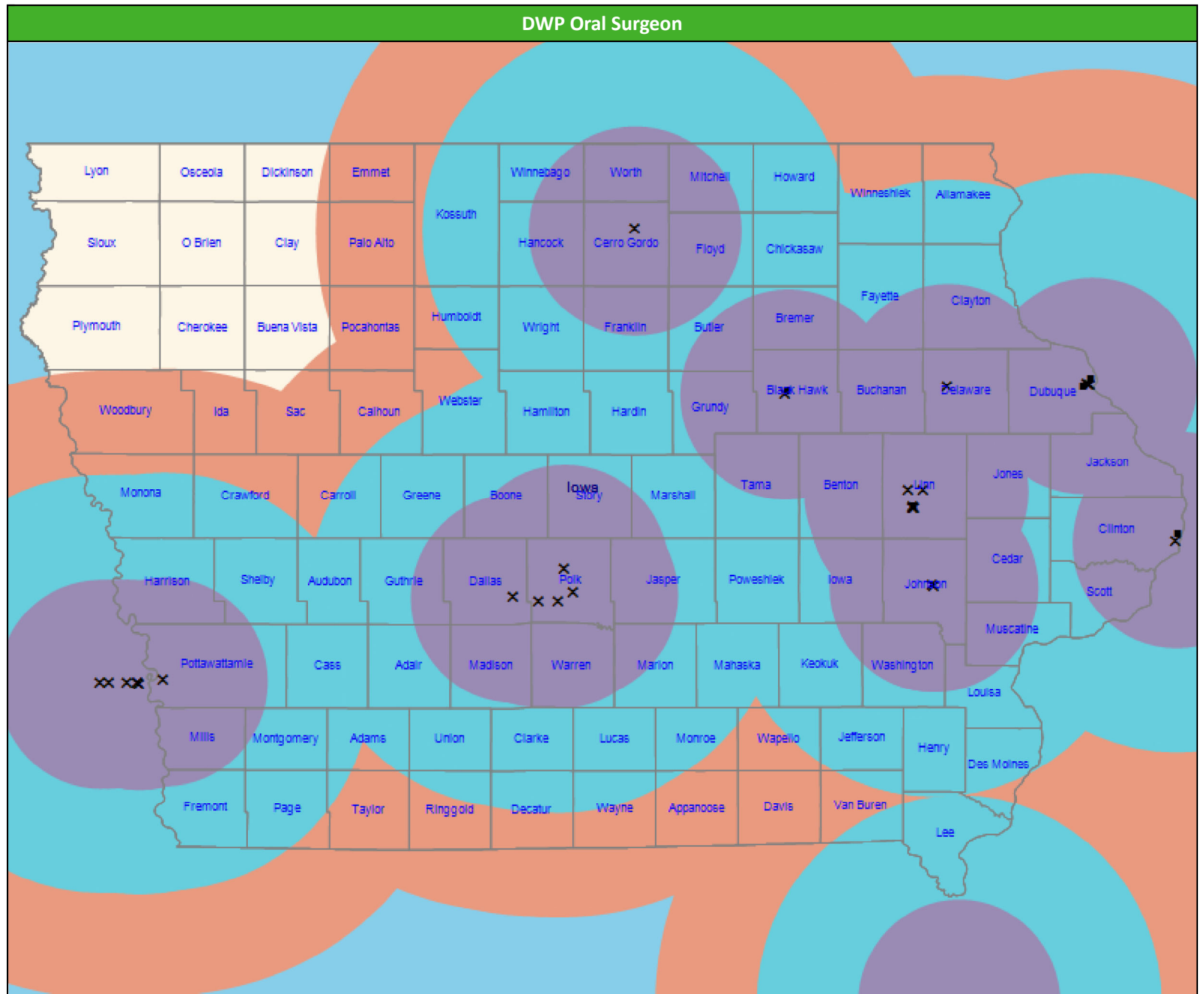
April 28, 2021

## DWP Oral Surgeon

142 providers at 32 locations

- Single providers (6)
- ✕ Multiple providers (26)
- 30 mile radius
- 60 mile radius
- 90 mile radius

41.42 miles



# DWP Endodontist Access Map

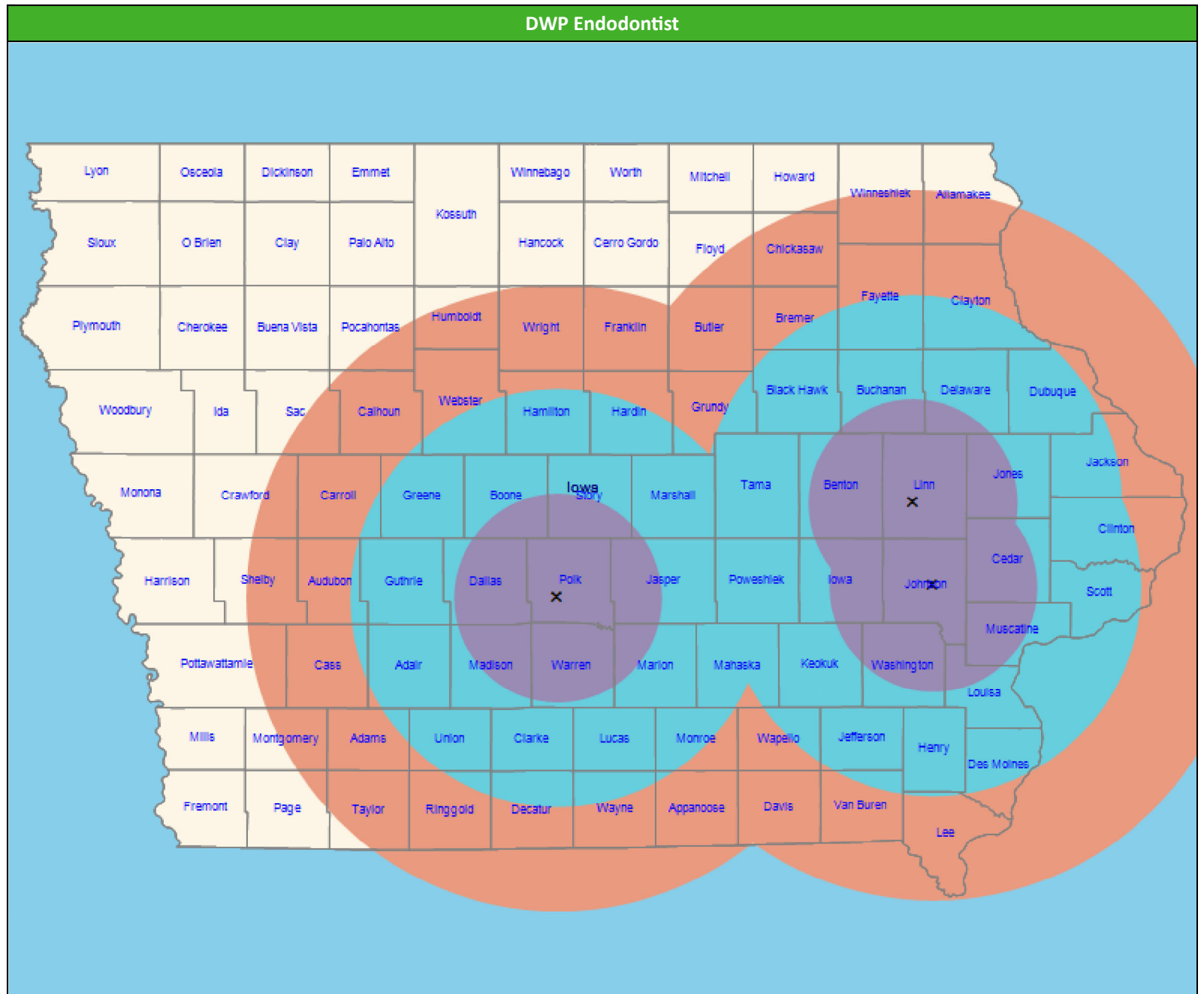
April 28, 2021

## DWP Endodontist

9 providers at 3 locations

- Single providers (0)
- ✕ Multiple providers (3)
- 30 mile radius
- 60 mile radius
- 90 mile radius

41.42 miles



# DWP Periodontist Access Map

April 28, 2021

## DWP Periodontist

11 providers at 5 locations

- Single providers (4)
- ✕ Multiple providers (1)
- 30 mile radius
- 60 mile radius
- 90 mile radius

41.42 miles



# DWP Prosthodontist Access Map

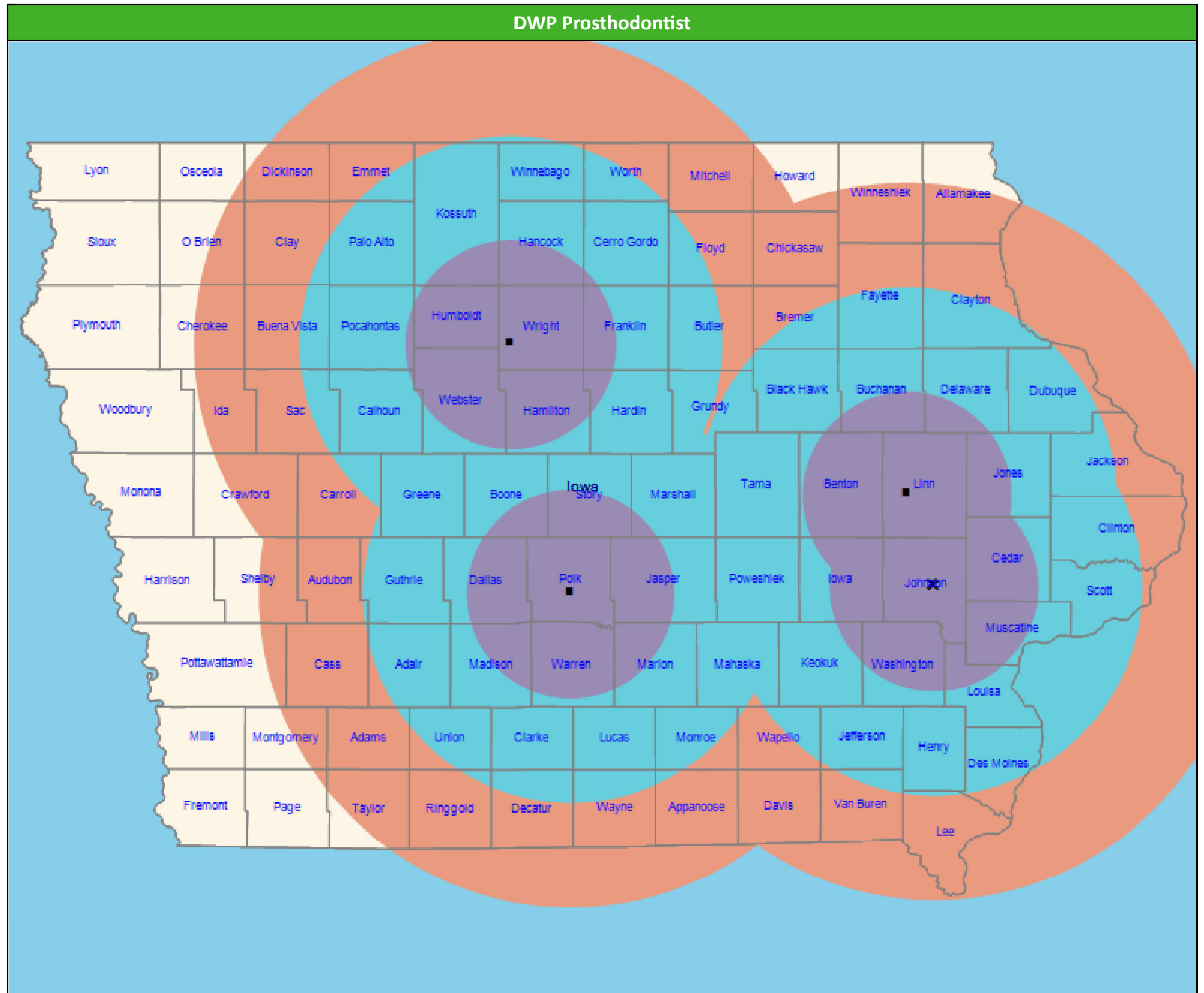
April 28, 2021

## DWP Prosthodontist

20 providers at 5 locations

- Single providers (3)
- ✕ Multiple providers (2)
- 30 mile radius
- 60 mile radius
- 90 mile radius

41.42 miles



# DWP Orthodontist Access Map

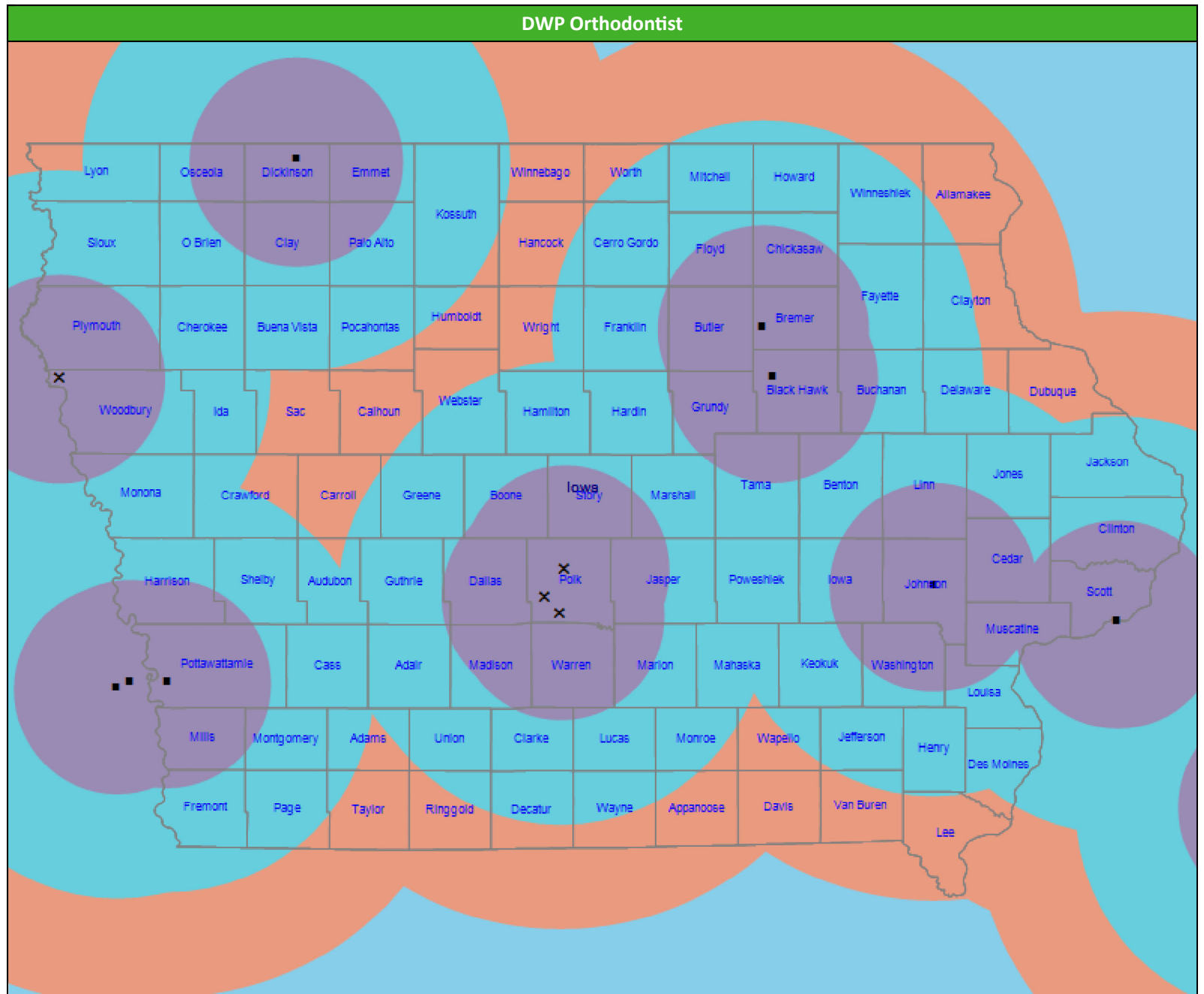
April 28, 2021

## DWP Orthodontist

20 providers at 13 locations

- Single providers (9)
- ✕ Multiple providers (4)
- 30 mile radius
- 60 mile radius
- 90 mile radius

41.42 miles



### Access Summary By State

April 28, 2021

**Access Analysis**

DWP Network

**Member Group**

DWP Members

**Provider Group**

- DWP All Providers
- DWP General Practitioner
- DWP Oral Surgeon
- DWP Endodontist
- DWP Orthodontist
- DWP Periodontist
- DWP Prosthodontist

<sup>1</sup> Provider counts represent:

- P: Unique providers
- L: Unique provider locations

\*\* These records have been excluded from the analysis because of invalid zip codes.

All Members												
Member		Provider		With Access		Without Access		Counts <sup>1</sup>		Average Distance		Average Time
Group	#	Group	Standard	#	%	#	%	P	L	1	2	1
DWP Members	247,775	DWP All Providers	1 in 30 miles and 3...	247,721	99.9	54	0.1	1,394	529	3.2	4.2	3.6
DWP Members		DWP General Pr...	1 in 30 miles and 3...	247,721	99.9	54	0.1	1,192	499	3.2	4.3	3.6
DWP Members		DWP General Pr...	1 in 60 miles and 6...	247,768	99.9	7	0.1	1,192	499	3.2	4.3	3.6
DWP All Providers		DWP General Pr...	1 in 90 miles and 9...	247,769	99.9	6	0.1	1,192	499	3.2	4.3	3.6
DWP Oral Surgeon		DWP Oral Surgeon	1 in 30 miles and 3...	128,659	51.9	119,116	48.1	142	32	30.6	31.3	35.5
DWP Oral Surgeon		DWP Oral Surgeon	1 in 60 miles and 6...	192,280	77.6	55,495	22.4	142	32	30.6	31.3	35.5
DWP Oral Surgeon		DWP Oral Surgeon	1 in 90 miles and 9...	222,905	90.0	24,870	10.0	142	32	30.6	31.3	35.5
DWP Endodontist		DWP Endodontist	1 in 30 miles and 3...	74,348	30.0	173,427	70.0	9	3	56.0	56.0	78.9
DWP Endodontist		DWP Endodontist	1 in 60 miles and 6...	101,143	40.8	146,632	59.2	9	3	56.0	56.0	78.9
DWP Endodontist		DWP Endodontist	1 in 90 miles and 9...	153,685	62.0	94,090	38.0	9	3	56.0	56.0	78.9
DWP Orthodontist		DWP Orthodontist	1 in 30 miles and 3...	115,804	46.7	131,971	53.3	20	13	29.3	43.4	36.5
DWP Orthodontist		DWP Orthodontist	1 in 60 miles and 6...	187,895	75.8	59,880	24.2	20	13	29.3	43.4	36.5
DWP Orthodontist		DWP Orthodontist	1 in 90 miles and 9...	231,992	93.6	15,783	6.4	20	13	29.3	43.4	36.5
DWP Periodontist		DWP Periodontist	1 in 30 miles and 3...	22,957	9.3	224,818	90.7	11	5	61.1	70.8	78.0
DWP Periodontist		DWP Periodontist	1 in 60 miles and 6...	68,700	27.7	179,075	72.3	11	5	61.1	70.8	78.0
DWP Periodontist		DWP Periodontist	1 in 90 miles and 9...	141,073	56.9	106,702	43.1	11	5	61.1	70.8	78.0
DWP Prosthodontist		DWP Prosthodo...	1 in 30 miles and 3...	81,524	32.9	166,251	67.1	20	5	49.1	78.6	61.1
DWP Prosthodontist		DWP Prosthodo...	1 in 60 miles and 6...	119,403	48.2	128,372	51.8	20	5	49.1	78.6	61.1
DWP Prosthodontist		DWP Prosthodo...	1 in 90 miles and 9...	182,359	73.6	65,416	26.4	20	5	49.1	78.6	61.1

Key Geographic Areas										
State Name	Member	Provider		With Access		Without Access		Average Distance		Average Time
	#	Group	Standard	#	%	#	%	1	2	1
Iowa	247,765	DWP All Providers	1 in 30 miles and 30 mins	247,718	99.9	47	0.1	3.2	4.2	3.6
		DWP Endodontist	1 in 90 miles and 90 mins	153,685	62.0	94,080	38.0	56.0	56.0	78.9
		DWP Endodontist	1 in 60 miles and 60 mins	101,143	40.8	146,622	59.2	56.0	56.0	78.9
		DWP Endodontist	1 in 30 miles and 30 mins	74,348	30.0	173,417	70.0	56.0	56.0	78.9
		DWP General Practitioner	1 in 60 miles and 60 mins	247,765	100.0	0	0.0	3.2	4.3	3.6
		DWP General Practitioner	1 in 90 miles and 90 mins	247,765	100.0	0	0.0	3.2	4.3	3.6
		DWP General Practitioner	1 in 30 miles and 30 mins	247,718	99.9	47	0.1	3.2	4.3	3.6
		DWP Oral Surgeon	1 in 90 miles and 90 mins	222,904	90.0	24,861	10.0	30.6	31.3	35.5
		DWP Oral Surgeon	1 in 60 miles and 60 mins	192,279	77.6	55,486	22.4	30.6	31.3	35.5
		DWP Oral Surgeon	1 in 30 miles and 30 mins	128,658	51.9	119,107	48.1	30.6	31.3	35.5
		DWP Orthodontist	1 in 90 miles and 90 mins	231,989	93.6	15,776	6.4	29.3	43.4	36.5
		DWP Orthodontist	1 in 60 miles and 60 mins	187,894	75.8	59,871	24.2	29.3	43.4	36.5
		DWP Orthodontist	1 in 30 miles and 30 mins	115,803	46.7	131,962	53.3	29.3	43.4	36.5
		DWP Periodontist	1 in 90 miles and 90 mins	141,072	56.9	106,693	43.1	61.1	70.8	78.0
		DWP Periodontist	1 in 60 miles and 60 mins	68,700	27.7	179,065	72.3	61.1	70.8	78.0
		DWP Periodontist	1 in 30 miles and 30 mins	22,957	9.3	224,808	90.7	61.1	70.8	78.0

### Access Summary By City

April 28, 2021

**Access Analysis**

DWP Network

**Member Group**

DWP Members

**Provider Group**

- DWP All Providers
- DWP General Practitioner
- DWP Oral Surgeon
- DWP Endodontist
- DWP Orthodontist
- DWP Periodontist
- DWP Prosthodontist

<sup>1</sup> Provider counts represent:

- P: Unique providers
- L: Unique provider locations

\*\* These records have been excluded from the analysis because of invalid zip codes.

All Members												
Member		Provider		With Access		Without Access		Counts <sup>1</sup>		Average Distance		Average Time
Group	#	Group	Standard	#	%	#	%	P	L	1	2	1
DWP Members	247,775	DWP All Providers	1 in 30 miles and 3...	247,721	99.9	54	0.1	1,394	529	3.2	4.2	3.6
		DWP General Pr...	1 in 30 miles and 3...	247,721	99.9	54	0.1	1,192	499	3.2	4.3	3.6
		DWP General Pr...	1 in 60 miles and 6...	247,768	99.9	7	0.1	1,192	499	3.2	4.3	3.6
		DWP General Pr...	1 in 90 miles and 9...	247,769	99.9	6	0.1	1,192	499	3.2	4.3	3.6
		DWP Oral Surgeon	1 in 30 miles and 3...	128,659	51.9	119,116	48.1	142	32	30.6	31.3	35.5
		DWP Oral Surgeon	1 in 60 miles and 6...	192,280	77.6	55,495	22.4	142	32	30.6	31.3	35.5
		DWP Oral Surgeon	1 in 90 miles and 9...	222,905	90.0	24,870	10.0	142	32	30.6	31.3	35.5
		DWP Endodontist	1 in 30 miles and 3...	74,348	30.0	173,427	70.0	9	3	56.0	56.0	78.9
		DWP Endodontist	1 in 60 miles and 6...	101,143	40.8	146,632	59.2	9	3	56.0	56.0	78.9
		DWP Endodontist	1 in 90 miles and 9...	153,685	62.0	94,090	38.0	9	3	56.0	56.0	78.9
		DWP Orthodontist	1 in 30 miles and 3...	115,804	46.7	131,971	53.3	20	13	29.3	43.4	36.5
		DWP Orthodontist	1 in 60 miles and 6...	187,895	75.8	59,880	24.2	20	13	29.3	43.4	36.5
		DWP Orthodontist	1 in 90 miles and 9...	231,992	93.6	15,783	6.4	20	13	29.3	43.4	36.5
		DWP Periodontist	1 in 30 miles and 3...	22,957	9.3	224,818	90.7	11	5	61.1	70.8	78.0
		DWP Periodontist	1 in 60 miles and 6...	68,700	27.7	179,075	72.3	11	5	61.1	70.8	78.0
		DWP Periodontist	1 in 90 miles and 9...	141,073	56.9	106,702	43.1	11	5	61.1	70.8	78.0
		DWP Prosthodo...	1 in 30 miles and 3...	81,524	32.9	166,251	67.1	20	5	49.1	78.6	61.1
		DWP Prosthodo...	1 in 60 miles and 6...	119,403	48.2	128,372	51.8	20	5	49.1	78.6	61.1
		DWP Prosthodo...	1 in 90 miles and 9...	182,359	73.6	65,416	26.4	20	5	49.1	78.6	61.1

Key Geographic Areas										
City	Member	Provider		With Access		Without Access		Average Distance		Average Time
	#	Group	Standard	#	%	#	%	1	2	1
Des Moines, IA	27,382	DWP All Providers	1 in 30 miles and 30 mins	27,382	100.0	0	0.0	0.8	1.0	1.3
		DWP Endodontist	1 in 90 miles and 90 mins	27,376	99.9	6	0.1	4.2	4.2	7.4
		DWP Endodontist	1 in 60 miles and 60 mins	27,371	99.9	11	0.1	4.2	4.2	7.4
		DWP Endodontist	1 in 30 miles and 30 mins	27,369	99.9	13	0.1	4.2	4.2	7.4
		DWP General Practitioner	1 in 30 miles and 30 mins	27,382	100.0	0	0.0	0.8	1.0	1.3
		DWP General Practitioner	1 in 60 miles and 60 mins	27,382	100.0	0	0.0	0.8	1.0	1.3
		DWP General Practitioner	1 in 90 miles and 90 mins	27,382	100.0	0	0.0	0.8	1.0	1.3
		DWP Oral Surgeon	1 in 90 miles and 90 mins	27,379	99.9	3	0.1	3.1	3.1	4.5
		DWP Oral Surgeon	1 in 60 miles and 60 mins	27,376	99.9	6	0.1	3.1	3.1	4.5
		DWP Oral Surgeon	1 in 30 miles and 30 mins	27,374	99.9	8	0.1	3.1	3.1	4.5
		DWP Orthodontist	1 in 90 miles and 90 mins	27,381	99.9	1	0.1	4.3	4.3	6.7
		DWP Orthodontist	1 in 60 miles and 60 mins	27,376	99.9	6	0.1	4.3	4.3	6.7
		DWP Orthodontist	1 in 30 miles and 30 mins	27,375	99.9	7	0.1	4.3	4.3	6.7
		DWP Periodontist	1 in 90 miles and 90 mins	7,873	28.8	19,509	71.2	74.1	77.1	96.5
		DWP Periodontist	1 in 30 miles and 30 mins	3	0.1	27,379	99.9	74.1	77.1	96.5
		DWP Periodontist	1 in 60 miles and 60 mins	3	0.1	27,379	99.9	74.1	77.1	96.5