

# ***Network Access Analysis***

***Dental Wellness Plan***

***Delta Dental of Iowa***

---

*January 18, 2021*

# Contents

## Report Contents

Access Overview 30 Miles . . . . .	3
<i>DWP Members: DWP All Providers, DWP Members: DWP General Practitioner, DWP Members: DWP Oral Surgeon, DWP Members: DWP Endodontist, DWP Members: DWP Orthodontist, DWP Members: DWP Periodontist, DWP Members: DWP Prosthodontist</i>	
Access Overview 60 Miles . . . . .	10
<i>DWP Members: DWP All Providers, DWP Members: DWP General Practitioner, DWP Members: DWP Oral Surgeon, DWP Members: DWP Endodontist, DWP Members: DWP Orthodontist, DWP Members: DWP Periodontist, DWP Members: DWP Prosthodontist</i>	
Access Overview 90 Miles . . . . .	17
<i>DWP Members: DWP All Providers, DWP Members: DWP General Practitioner, DWP Members: DWP Oral Surgeon, DWP Members: DWP Endodontist, DWP Members: DWP Orthodontist, DWP Members: DWP Periodontist, DWP Members: DWP Prosthodontist</i>	
DWP General Practitioner Access Map . . . . .	24
DWP Oral Surgeon Access Map . . . . .	25
DWP Endodontist Access Map . . . . .	26
DWP Periodontist Access Map . . . . .	27
DWP Prosthodontist Access Map . . . . .	28
DWP Orthodontist Access Map . . . . .	29
Access Summary By State . . . . .	30
<i>DWP Members: DWP General Practitioner, DWP Members: DWP General Practitioner, DWP Members: DWP General Practitioner, DWP Members: DWP Oral Surgeon, DWP Members: DWP Oral Surgeon, DWP Members: DWP Oral Surgeon, DWP Members: DWP Endodontist, DWP Members: DWP Endodontist, DWP Members: DWP Endodontist, DWP Members: DWP Periodontist, DWP Members: DWP Periodontist, DWP Members: DWP Periodontist, DWP Members: DWP Prosthodontist, DWP Members: DWP Prosthodontist, DWP Members: DWP Prosthodontist, DWP Members: DWP Orthodontist, DWP Members: DWP Orthodontist, DWP Members: DWP Orthodontist, DWP Members: DWP All Providers</i>	
Access Summary By City . . . . .	31
<i>DWP Members: DWP General Practitioner, DWP Members: DWP General Practitioner, DWP Members: DWP General Practitioner, DWP Members: DWP Oral Surgeon, DWP Members: DWP Oral Surgeon, DWP Members: DWP Oral Surgeon, DWP Members: DWP Endodontist, DWP Members: DWP Endodontist, DWP Members: DWP Endodontist, DWP Members: DWP Periodontist, DWP Members: DWP Periodontist, DWP Members: DWP Periodontist, DWP Members: DWP Prosthodontist, DWP Members: DWP Prosthodontist, DWP Members: DWP Prosthodontist, DWP Members: DWP Orthodontist, DWP Members: DWP Orthodontist, DWP Members: DWP Orthodontist, DWP Members: DWP All Providers</i>	

# Access Overview 30 Miles

January 18, 2021

**Access Analysis**

DWP Network

**Member / Provider Groups**

DWP Members

DWP All Providers

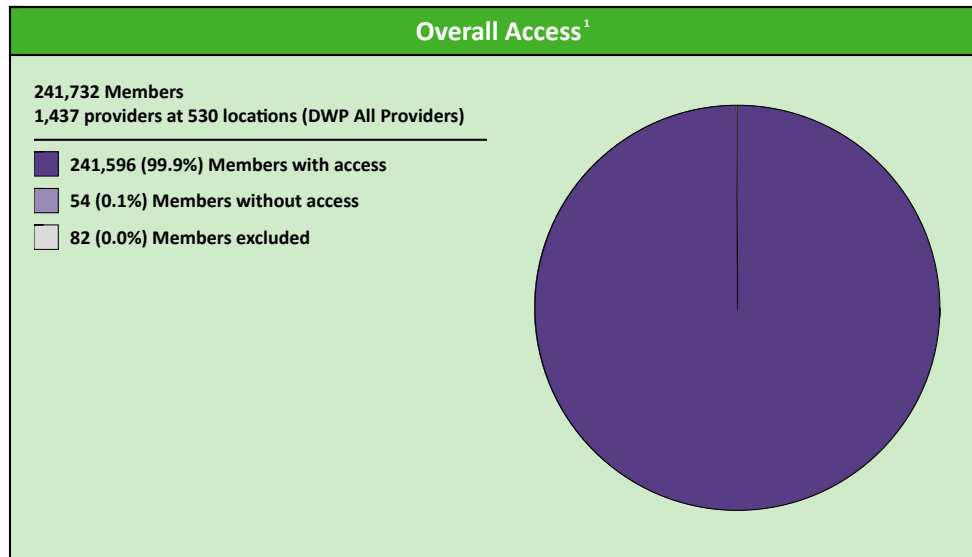
**Comparison Graph**

Percent of members with access to a choice of providers over miles

- 1st closest
- 2nd closest

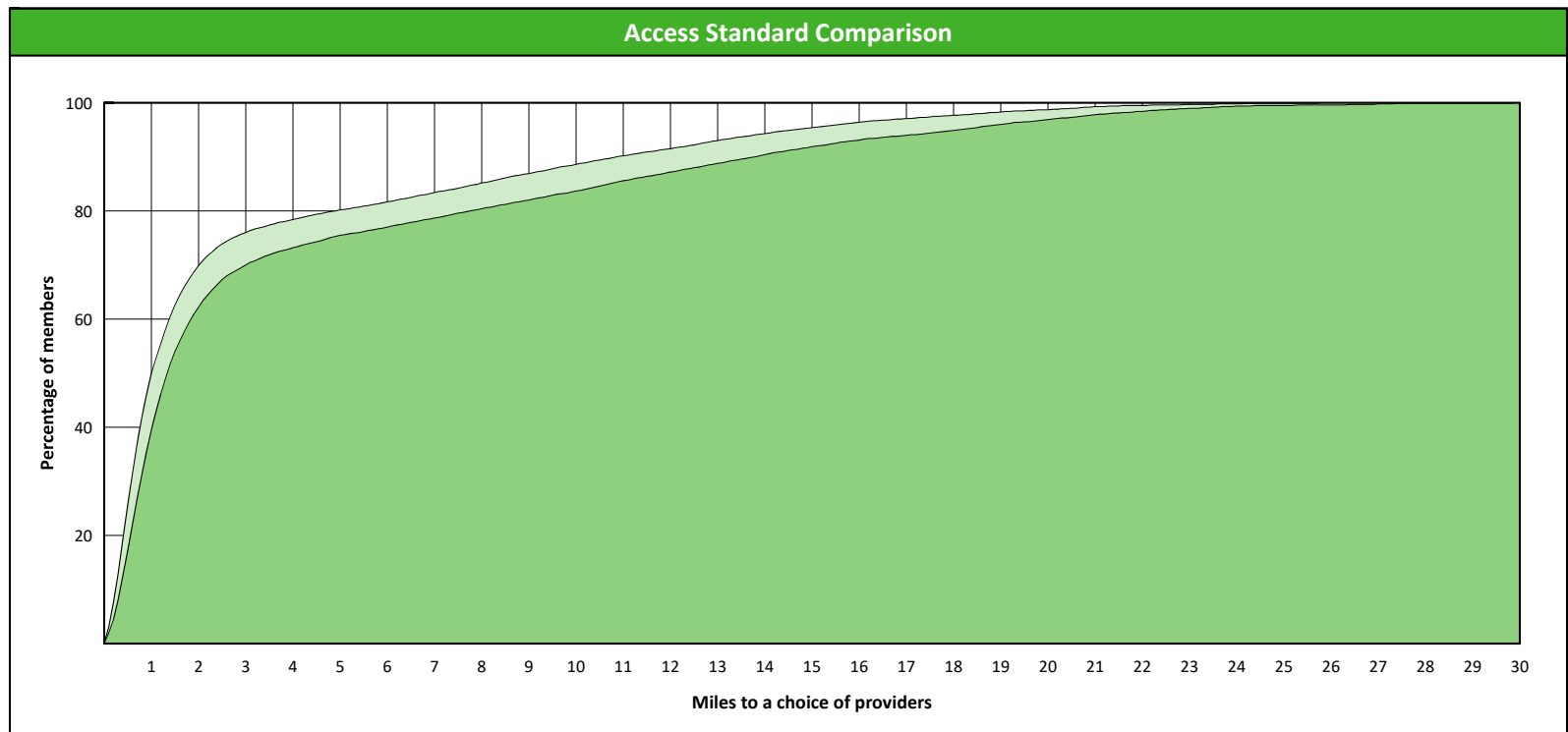
<sup>1</sup> The Access Standard is defined as (DWP Members) members accessing:

1 (DWP All Providers) provider in 30 miles and 30 minutes



### Distances/Times

	Average
Distance/Time to 1st closest provider	3.2 miles 3.6 mins
Distance/Time to 2nd closest provider	4.2 miles 4.7 mins



# Access Overview 30 Miles

January 18, 2021

**Access Analysis**

DWP Network

**Member / Provider Groups**

DWP Members

DWP General Practitioner


**Comparison Graph**

Percent of members with access to a choice of providers over miles

- 1st closest
- 2nd closest

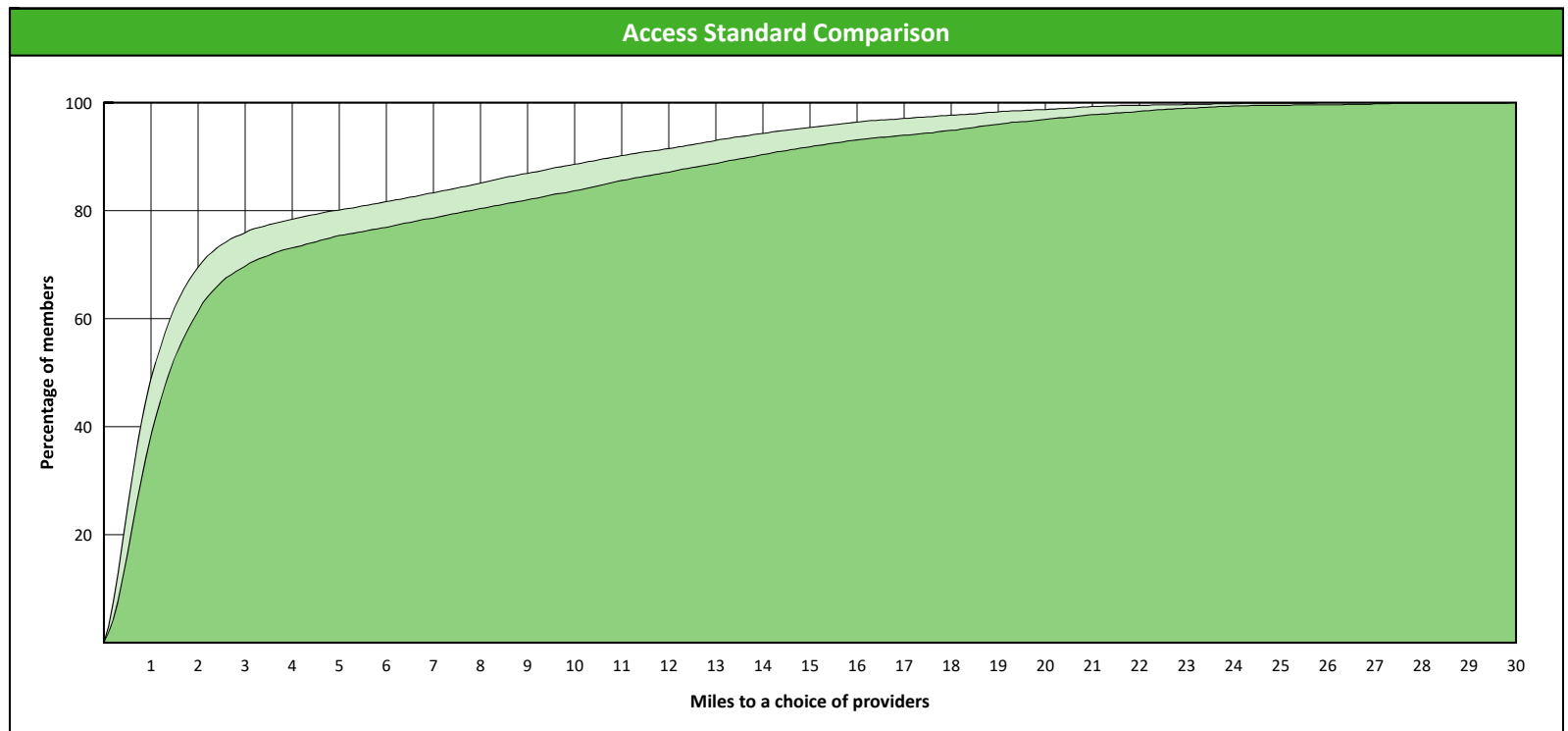
<sup>1</sup> The Access Standard is defined as (DWP Members) members accessing:

1 (DWP General Practitioner) provider in 30 miles and 30 minutes



### Distances/Times

	Average
Distance/Time to 1st closest provider	3.2 miles 3.6 mins
Distance/Time to 2nd closest provider	4.2 miles 4.7 mins



# Access Overview 30 Miles

January 18, 2021

**Access Analysis**

DWP Network

**Member / Provider Groups**

DWP Members

DWP Oral Surgeon


**Comparison Graph**

Percent of members with access to a choice of providers over miles

- 1st closest
- 2nd closest

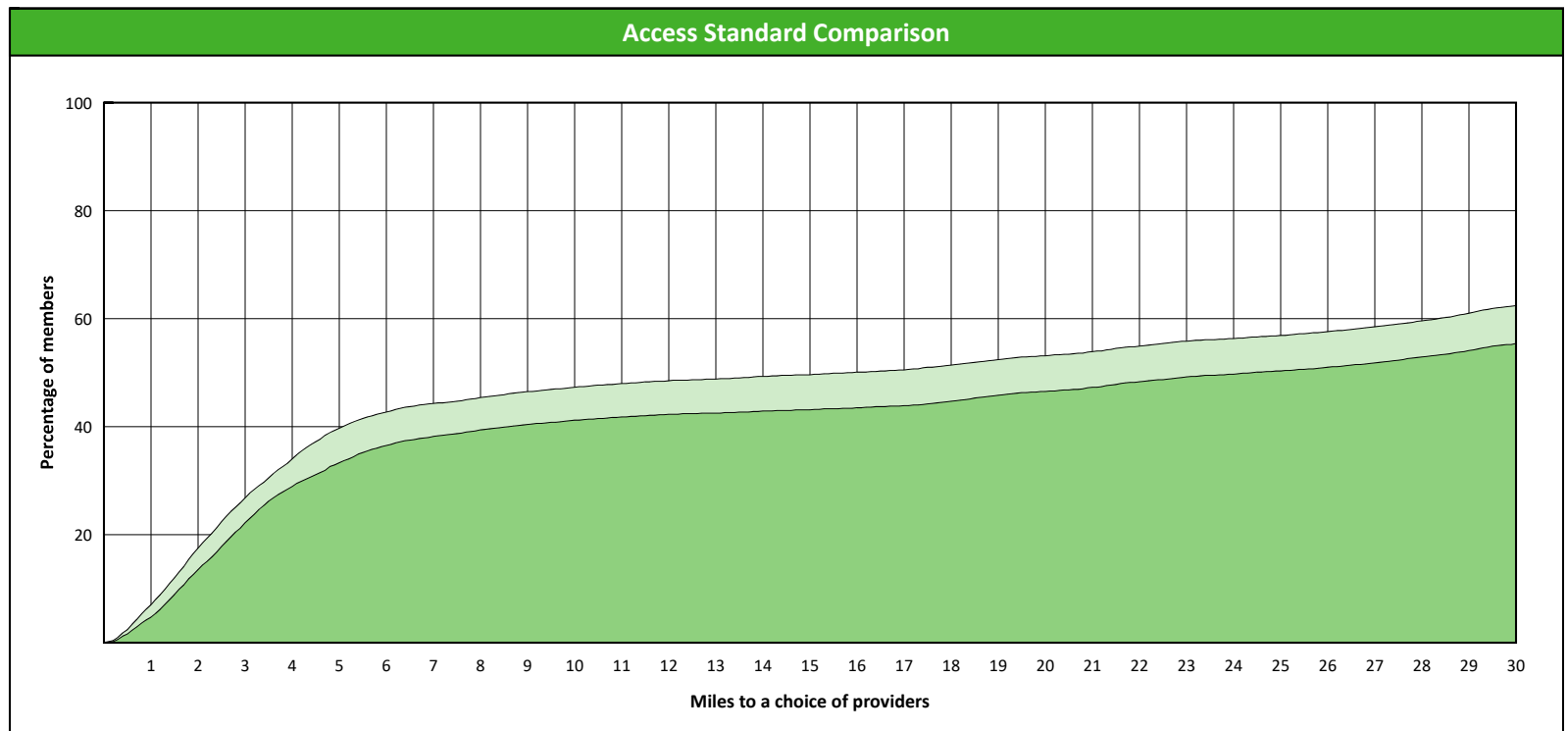
<sup>1</sup> The Access Standard is defined as (DWP Members) members accessing:

1 (DWP Oral Surgeon) provider in 30 miles and 30 minutes



### Distances/Times

	Average
Distance/Time to 1st closest provider	28.5 miles 33.2 mins
Distance/Time to 2nd closest provider	31.4 miles 37.0 mins



# Access Overview 30 Miles

January 18, 2021

**Access Analysis**

DWP Network

**Member / Provider Groups**

DWP Members

DWP Endodontist


**Comparison Graph**

Percent of members with access to a choice of providers over miles

- 1st closest
- 2nd closest

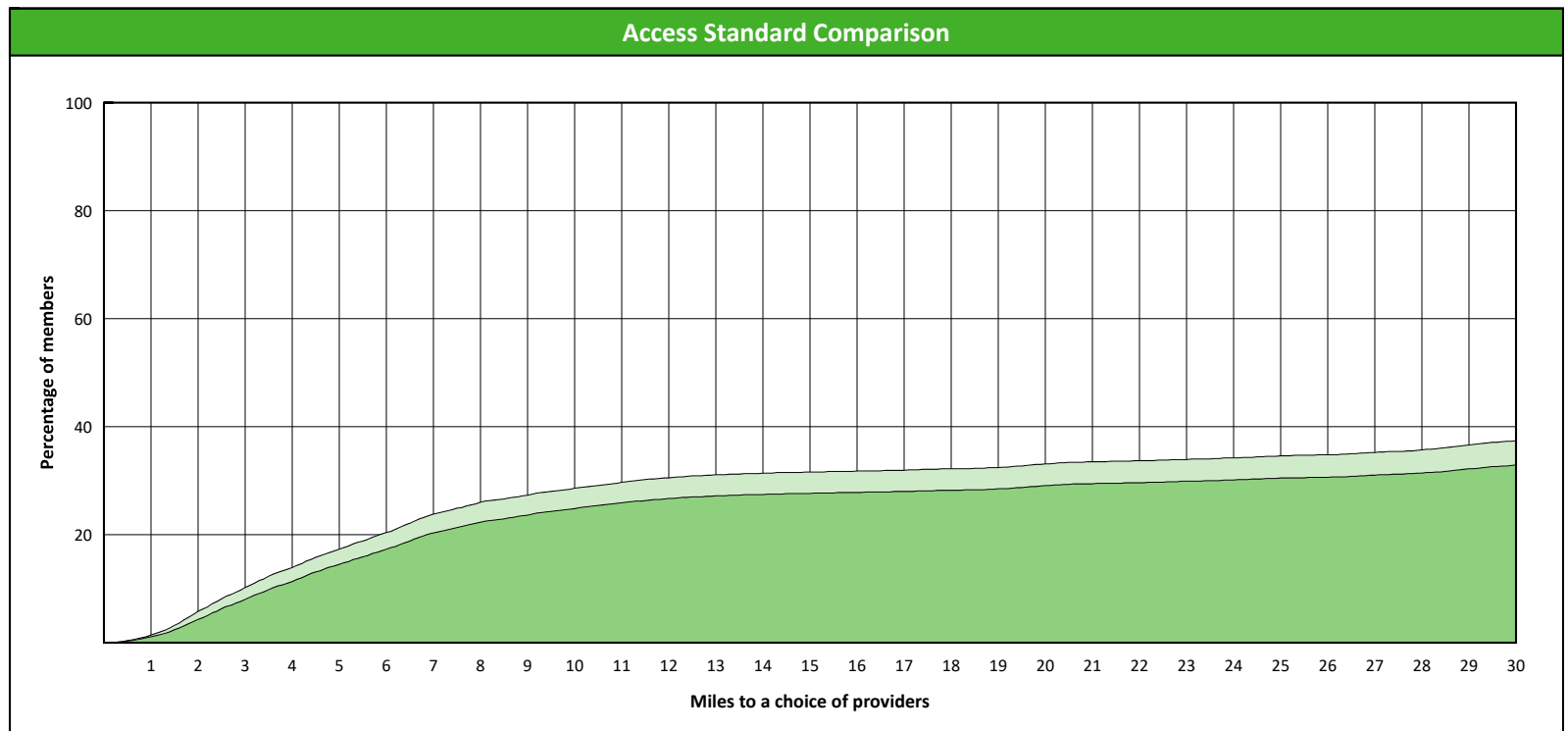
<sup>1</sup> The Access Standard is defined as (DWP Members) members accessing:

- 1 (DWP Endodontist) provider in 30 miles and 30 minutes



### Distances/Times

	Average
Distance/Time to 1st closest provider	45.0 miles 62.1 mins
Distance/Time to 2nd closest provider	56.1 miles 79.0 mins



# Access Overview 30 Miles

January 18, 2021

**Access Analysis**

DWP Network

**Member / Provider Groups**

DWP Members

DWP Orthodontist


**Comparison Graph**

Percent of members with access to a choice of providers over miles

- 1st closest
- 2nd closest

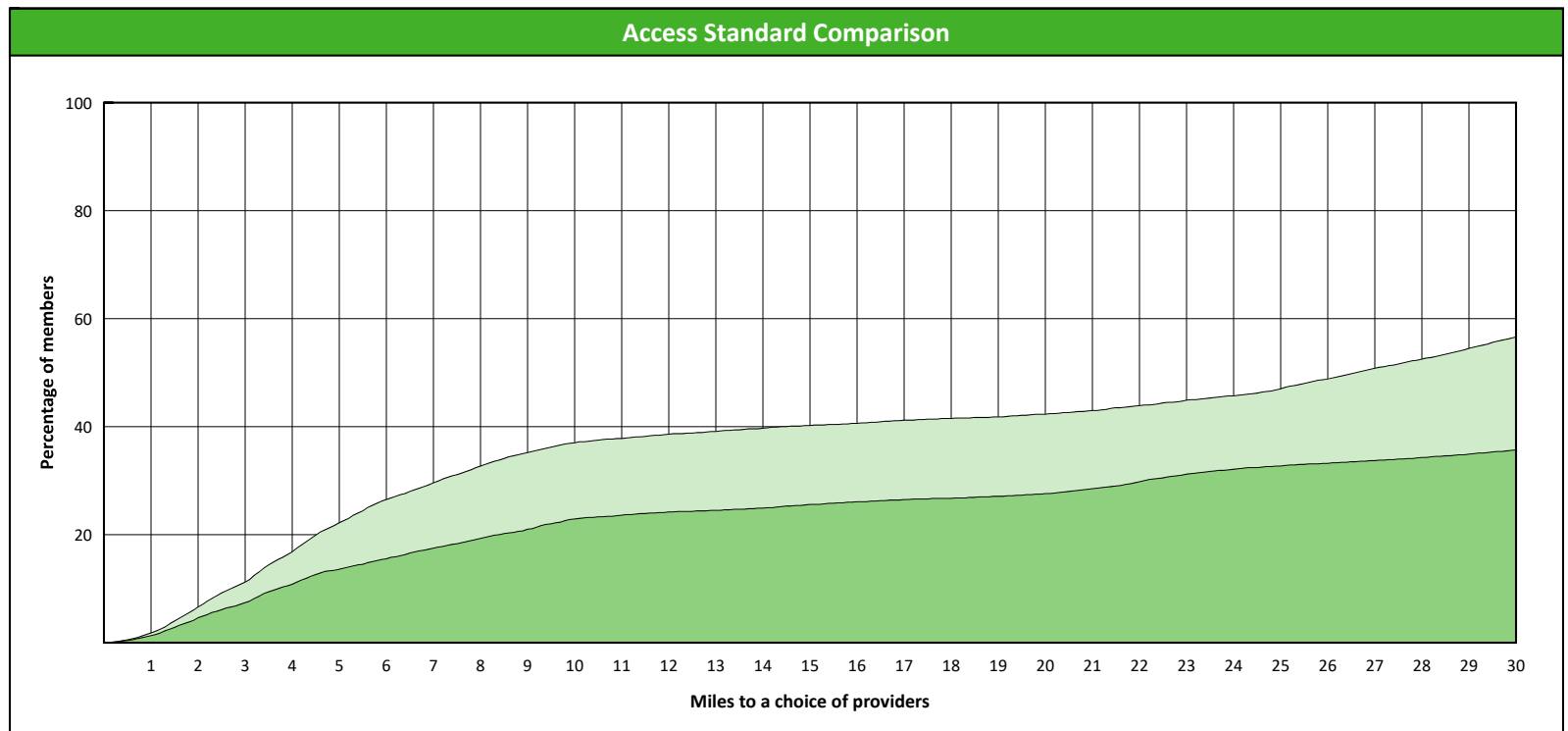
<sup>1</sup> The Access Standard is defined as (DWP Members) members accessing:

1 (DWP Orthodontist) provider in 30 miles and 30 minutes



### Distances/Times

	Average
Distance/Time to 1st closest provider	31.0 miles 39.1 mins
Distance/Time to 2nd closest provider	43.5 miles 55.0 mins



# Access Overview 30 Miles

January 18, 2021

**Access Analysis**

DWP Network

**Member / Provider Groups**

DWP Members

DWP Periodontist

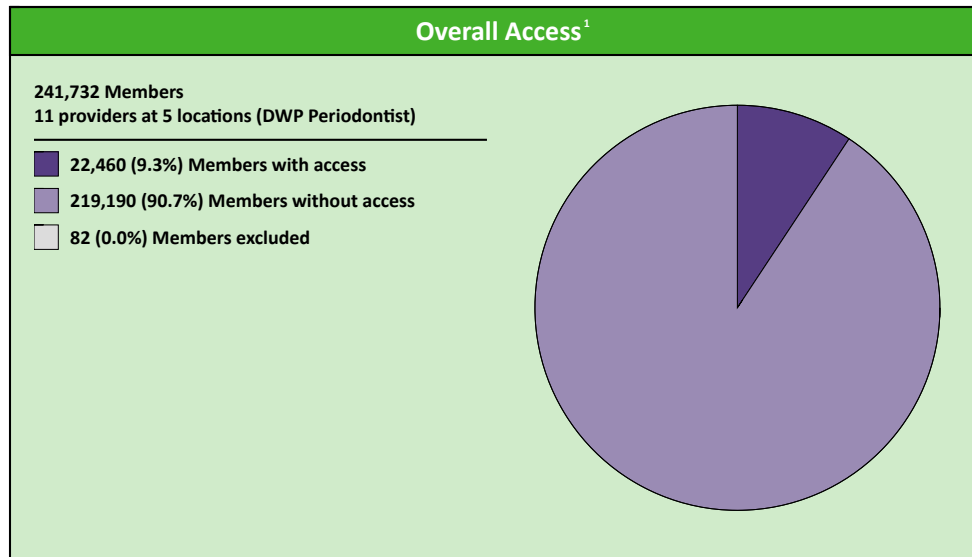
**Comparison Graph**

Percent of members with access to a choice of providers over miles

- 1st closest
- 2nd closest

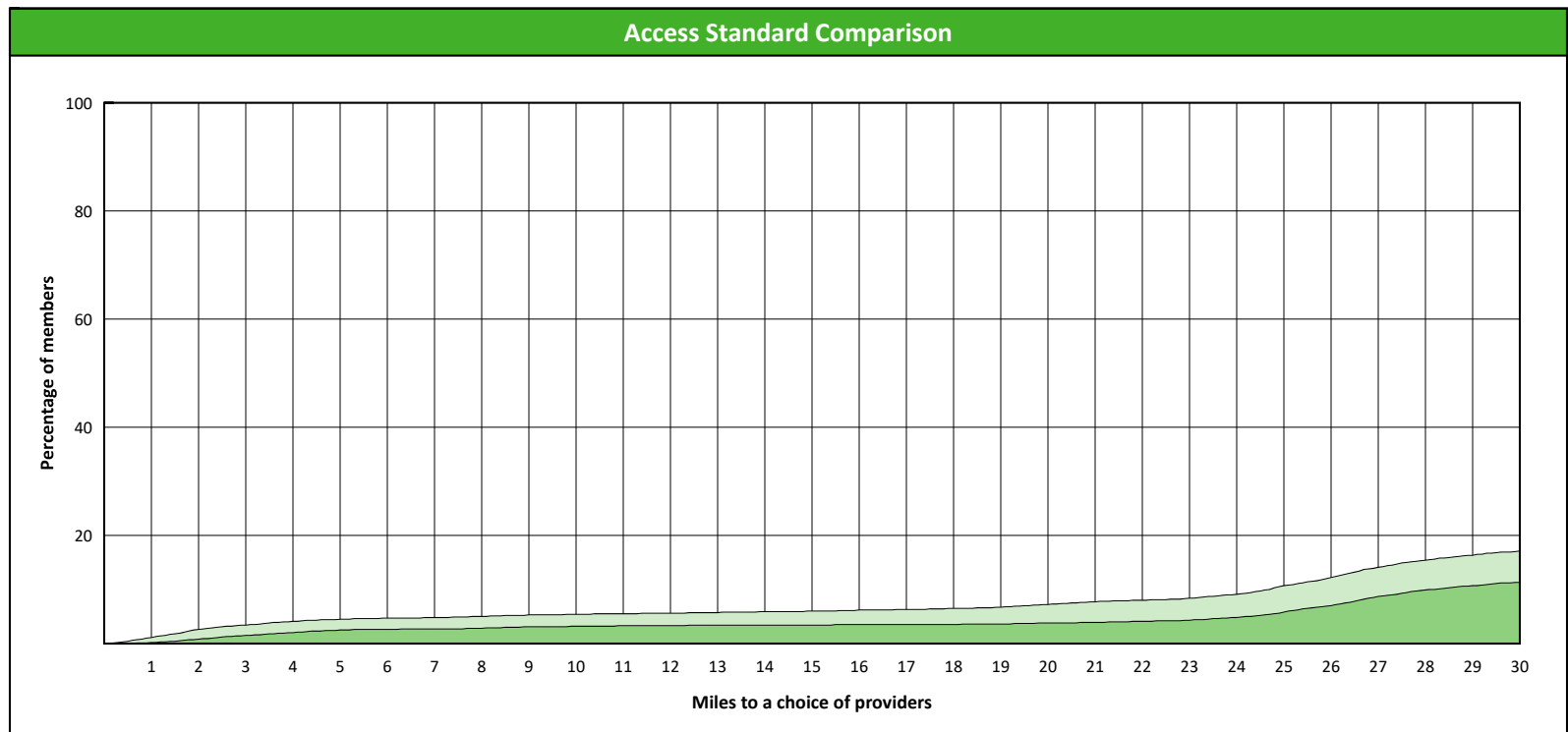
<sup>1</sup> The Access Standard is defined as (DWP Members) members accessing:

- 1 (DWP Periodontist) provider in 30 miles and 30 minutes



### Distances/Times

	Average
Distance/Time to 1st closest provider	61.1 miles 78.1 mins
Distance/Time to 2nd closest provider	70.9 miles 90.3 mins





# Access Overview 30 Miles

January 18, 2021

**Access Analysis**

DWP Network

**Member / Provider Groups**

DWP Members


DWP Prosthodontist

**Comparison Graph**

Percent of members with access to a choice of providers over miles

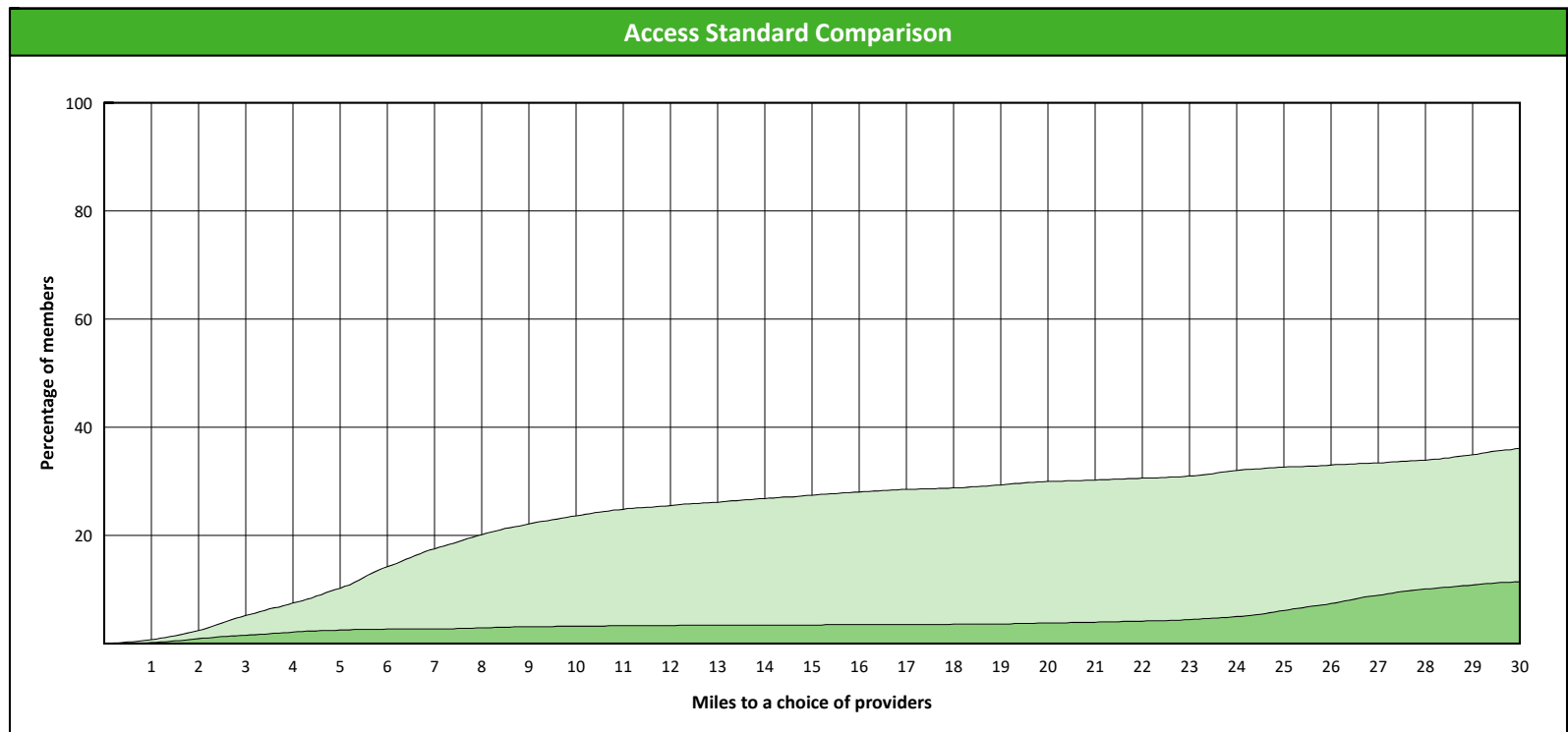
- 1st closest
- 2nd closest

<sup>1</sup> The Access Standard is defined as (DWP Members) members accessing:  
1 (DWP Prosthodontist) provider in 30 miles and 30 minutes



### Distances/Times

	Average
Distance/Time to 1st closest provider	49.2 miles 61.3 mins
Distance/Time to 2nd closest provider	78.6 miles 99.4 mins



# Access Overview 60 Miles

January 18, 2021

**Access Analysis**

DWP Network

**Member / Provider Groups**

DWP Members

DWP All Providers

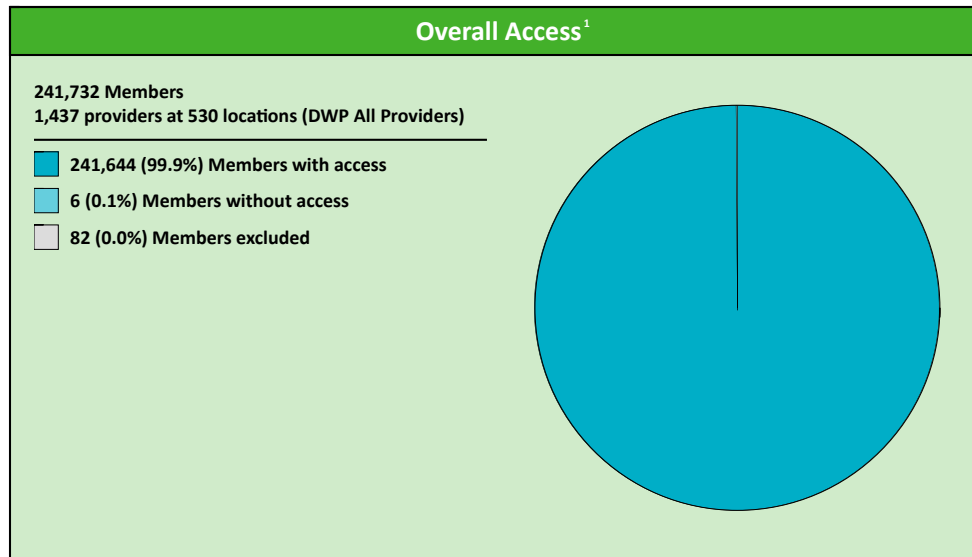
**Comparison Graph**

Percent of members with access to a choice of providers over miles

- 1st closest
- 2nd closest

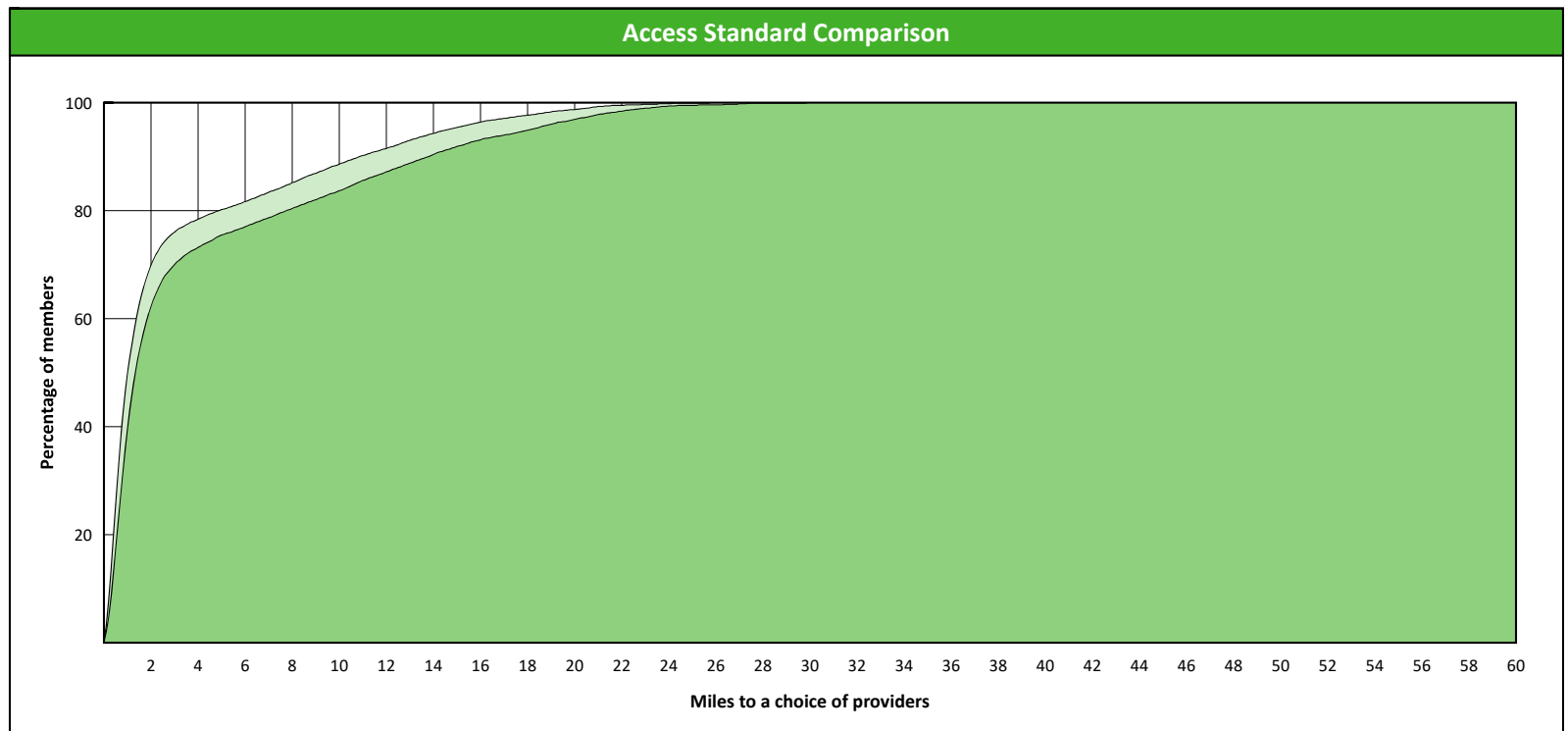
<sup>1</sup> The Access Standard is defined as (DWP Members) members accessing:

1 (DWP All Providers) provider in 60 miles and 60 minutes



### Distances/Times

	Average
Distance/Time to 1st closest provider	3.2 miles 3.6 mins
Distance/Time to 2nd closest provider	4.2 miles 4.7 mins



# Access Overview 60 Miles

January 18, 2021

**Access Analysis**

DWP Network

**Member / Provider Groups**

DWP Members

DWP General Practitioner


**Comparison Graph**

Percent of members with access to a choice of providers over miles

- 1st closest
- 2nd closest

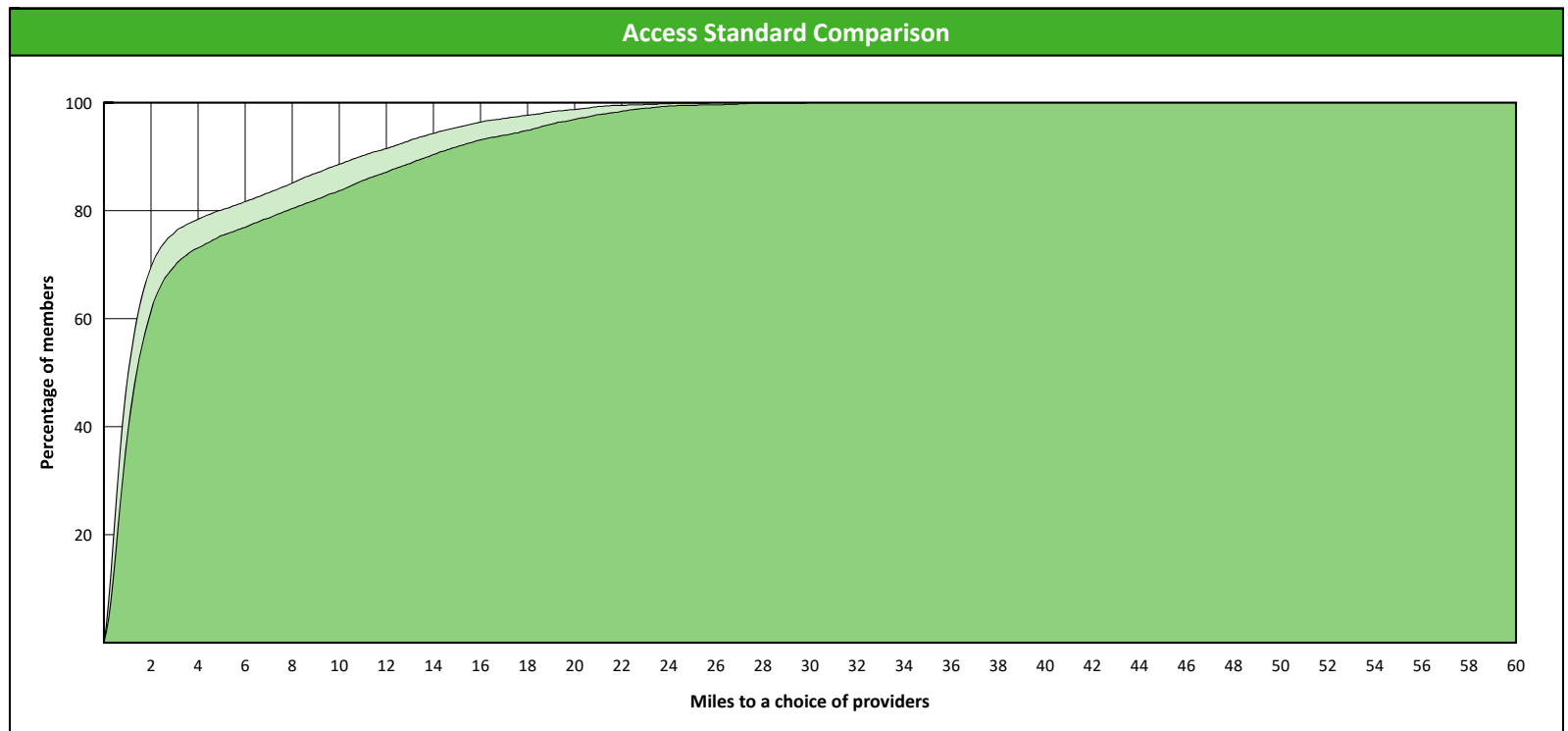
<sup>1</sup> The Access Standard is defined as (DWP Members) members accessing:

1 (DWP General Practitioner) provider in 60 miles and 60 minutes



### Distances/Times

		Average
Distance/Time to 1st closest provider		3.2 miles 3.6 mins
Distance/Time to 2nd closest provider		4.2 miles 4.7 mins



# Access Overview 60 Miles

January 18, 2021

**Access Analysis**

DWP Network

**Member / Provider Groups**

DWP Members

DWP Oral Surgeon


**Comparison Graph**

Percent of members with access to a choice of providers over miles

- 1st closest
- 2nd closest

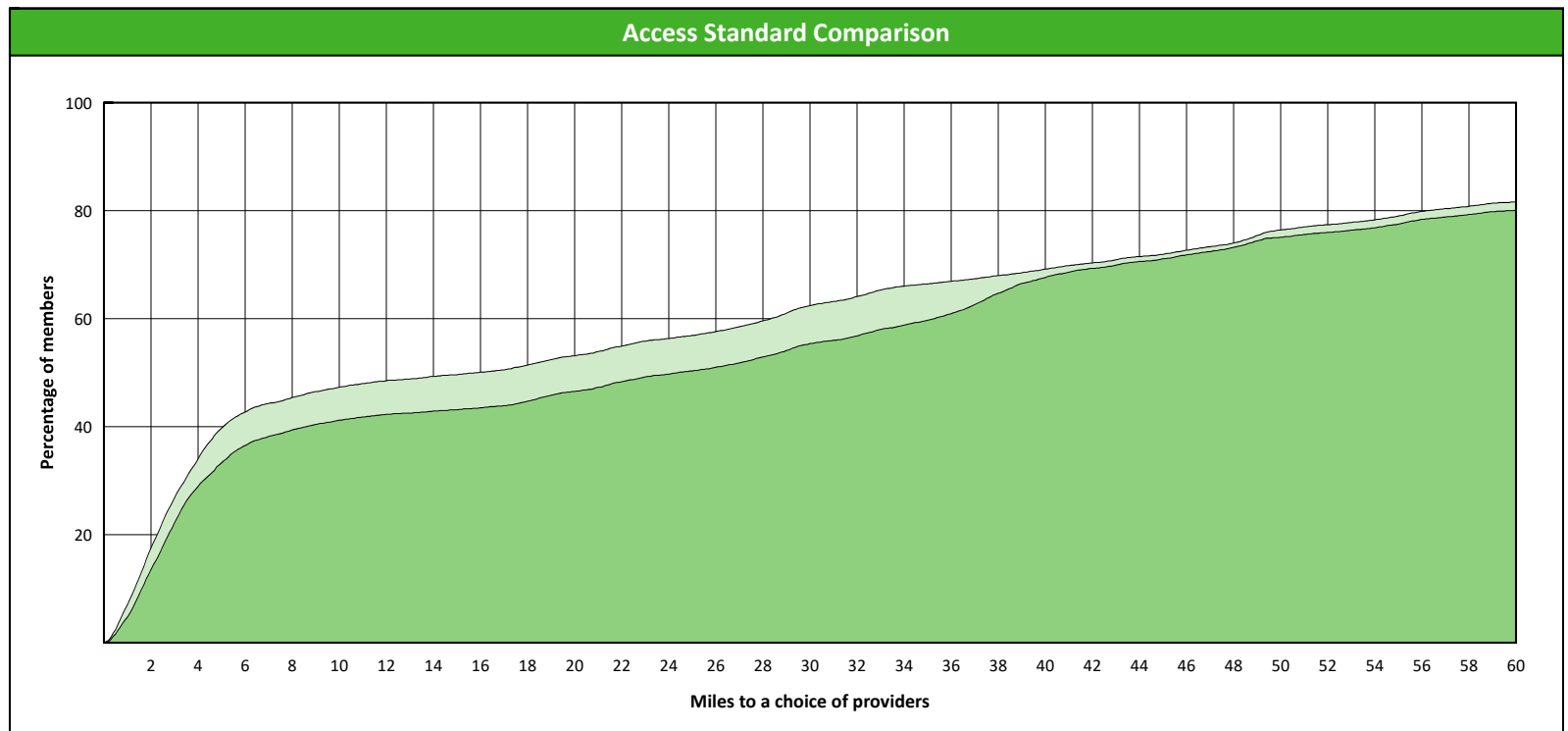
<sup>1</sup> The Access Standard is defined as (DWP Members) members accessing:

1 (DWP Oral Surgeon) provider in 60 miles and 60 minutes



### Distances/Times

	Average
Distance/Time to 1st closest provider	28.5 miles 33.2 mins
Distance/Time to 2nd closest provider	31.4 miles 37.0 mins



# Access Overview 60 Miles

January 18, 2021

**Access Analysis**

DWP Network

**Member / Provider Groups**

DWP Members

DWP Endodontist


**Comparison Graph**

Percent of members with access to a choice of providers over miles

- 1st closest
- 2nd closest

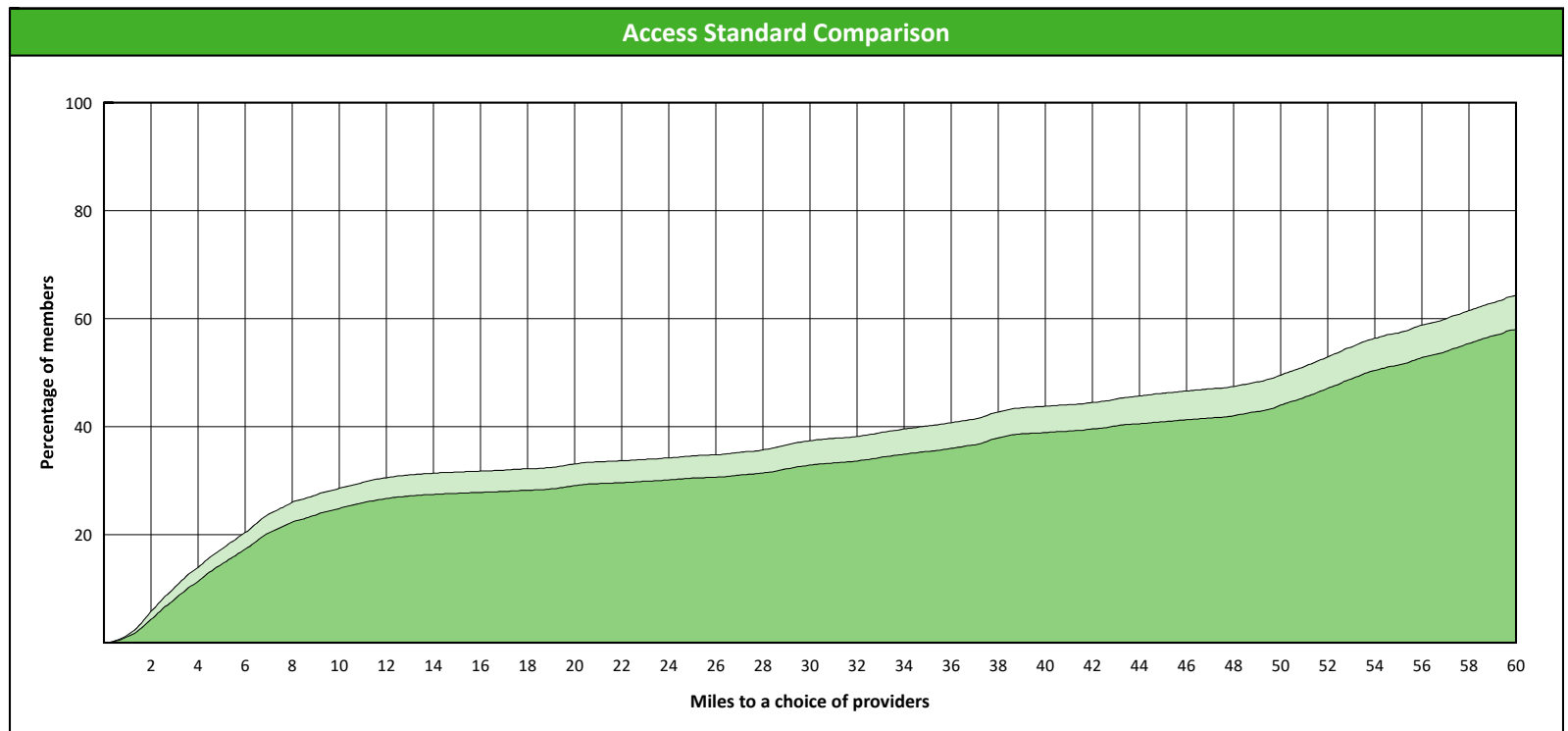
<sup>1</sup> The Access Standard is defined as (DWP Members) members accessing:

1 (DWP Endodontist) provider in 60 miles and 60 minutes



### Distances/Times

	Average
Distance/Time to 1st closest provider	45.0 miles 62.1 mins
Distance/Time to 2nd closest provider	56.1 miles 79.0 mins



# Access Overview 60 Miles

January 18, 2021

**Access Analysis**

DWP Network

**Member / Provider Groups**

DWP Members

DWP Orthodontist


**Comparison Graph**

Percent of members with access to a choice of providers over miles

- 1st closest
- 2nd closest

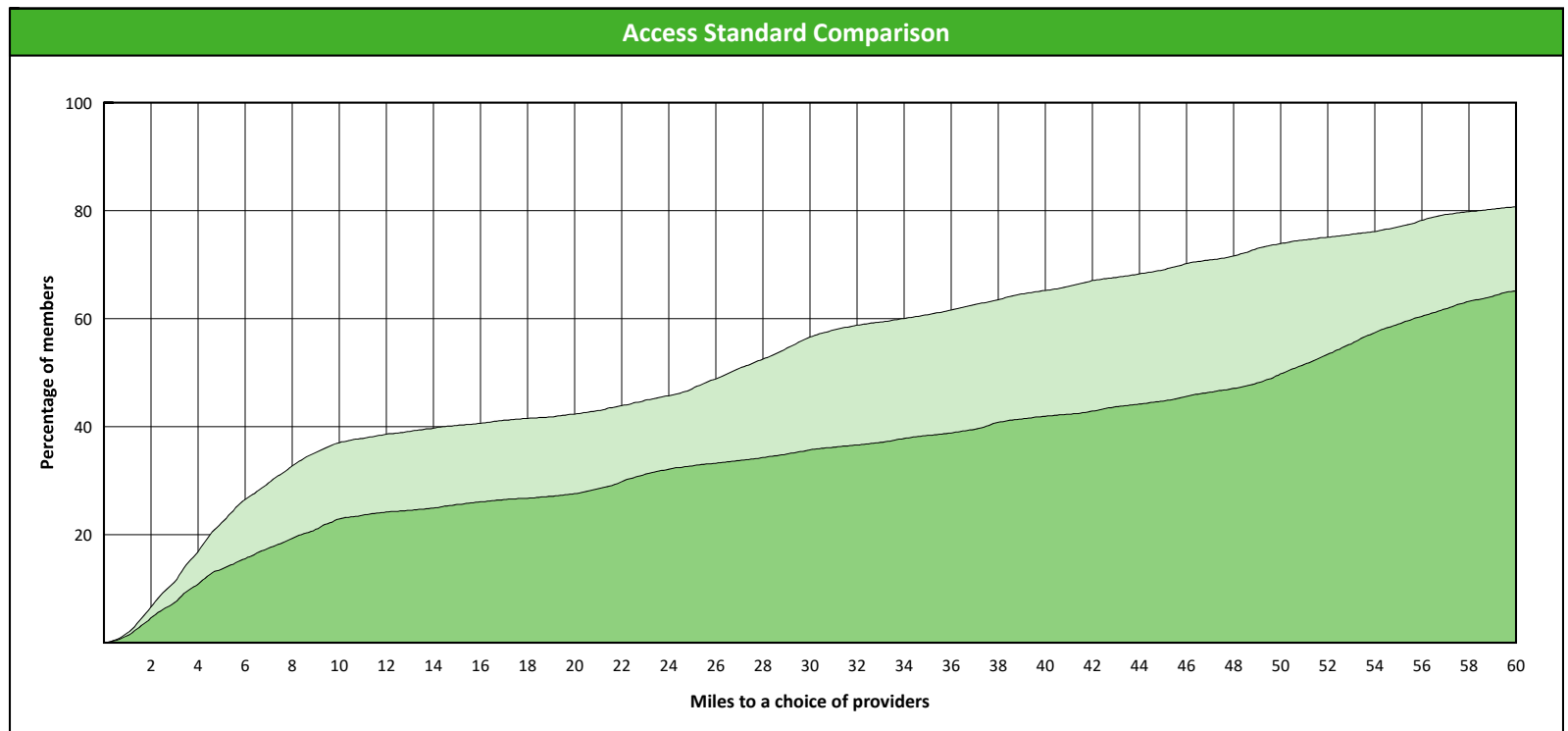
<sup>1</sup> The Access Standard is defined as (DWP Members) members accessing:

1 (DWP Orthodontist) provider in 60 miles and 60 minutes



### Distances/Times

	Average
Distance/Time to 1st closest provider	31.0 miles 39.1 mins
Distance/Time to 2nd closest provider	43.5 miles 55.0 mins



# Access Overview 60 Miles

January 18, 2021

**Access Analysis**

DWP Network

**Member / Provider Groups**

DWP Members

DWP Periodontist


**Comparison Graph**

Percent of members with access to a choice of providers over miles

- 1st closest
- 2nd closest

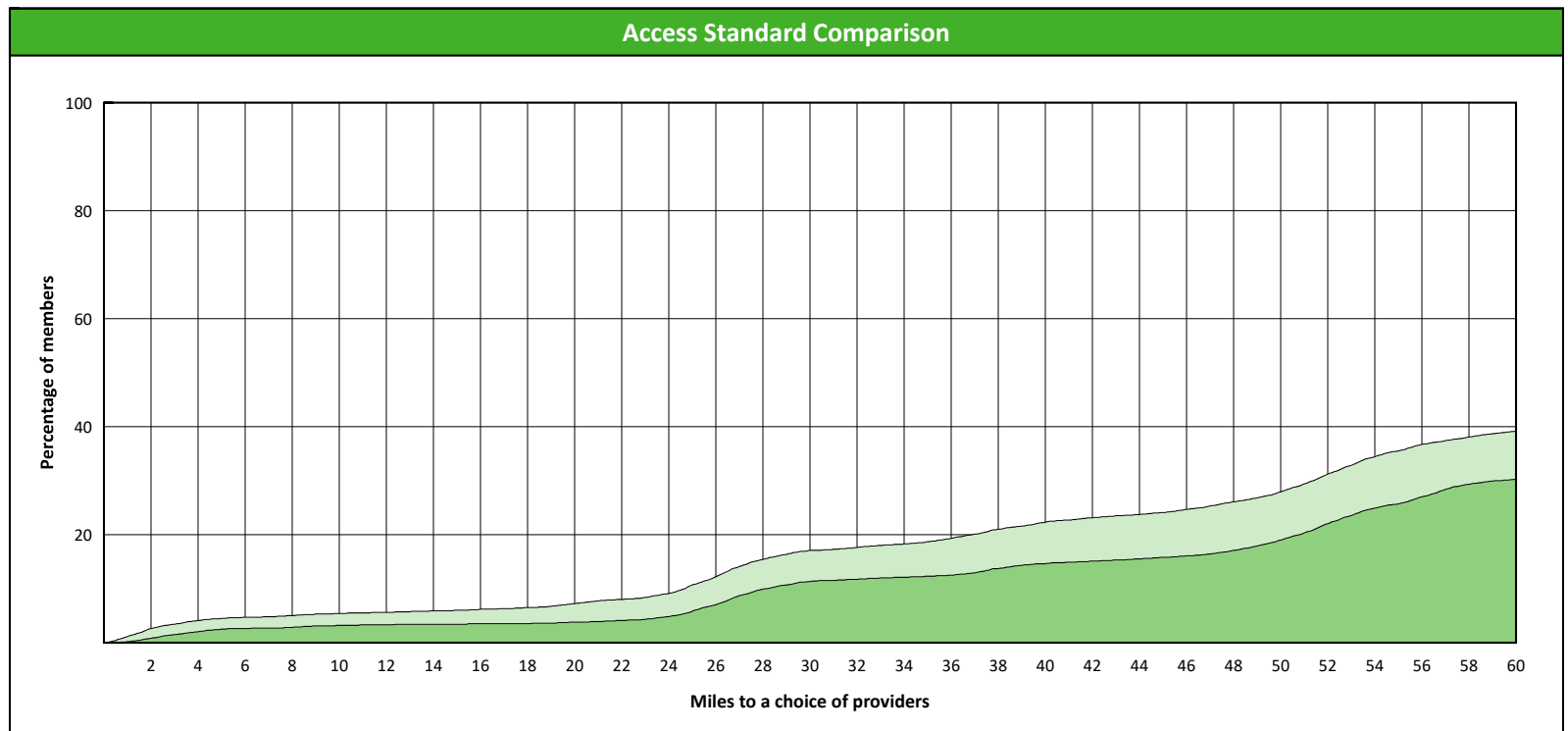
<sup>1</sup> The Access Standard is defined as (DWP Members) members accessing:

1 (DWP Periodontist) provider in 60 miles and 60 minutes



### Distances/Times

	Average
Distance/Time to 1st closest provider	61.1 miles 78.1 mins
Distance/Time to 2nd closest provider	70.9 miles 90.3 mins



# Access Overview 60 Miles

January 18, 2021

**Access Analysis**

DWP Network

**Member / Provider Groups**

DWP Members


DWP Prosthodontist

**Comparison Graph**

Percent of members with access to a choice of providers over miles

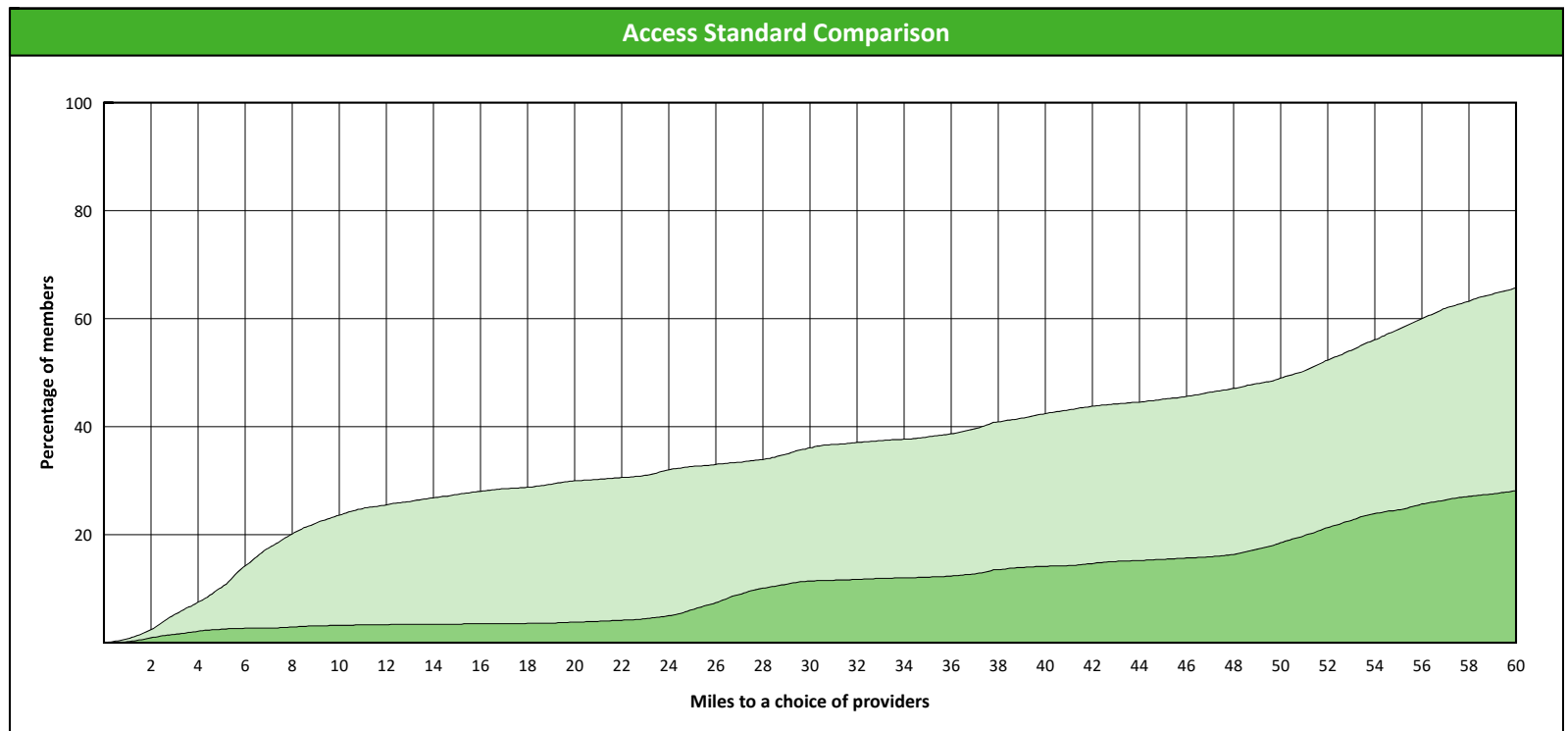
- 1st closest
- 2nd closest

<sup>1</sup> The Access Standard is defined as (DWP Members) members accessing:  
1 (DWP Prosthodontist) provider in 60 miles and 60 minutes



### Distances/Times

	Average
Distance/Time to 1st closest provider	49.2 miles 61.3 mins
Distance/Time to 2nd closest provider	78.6 miles 99.4 mins





# Access Overview 90 Miles

January 18, 2021

**Access Analysis**

DWP Network

**Member / Provider Groups**

DWP Members

DWP All Providers

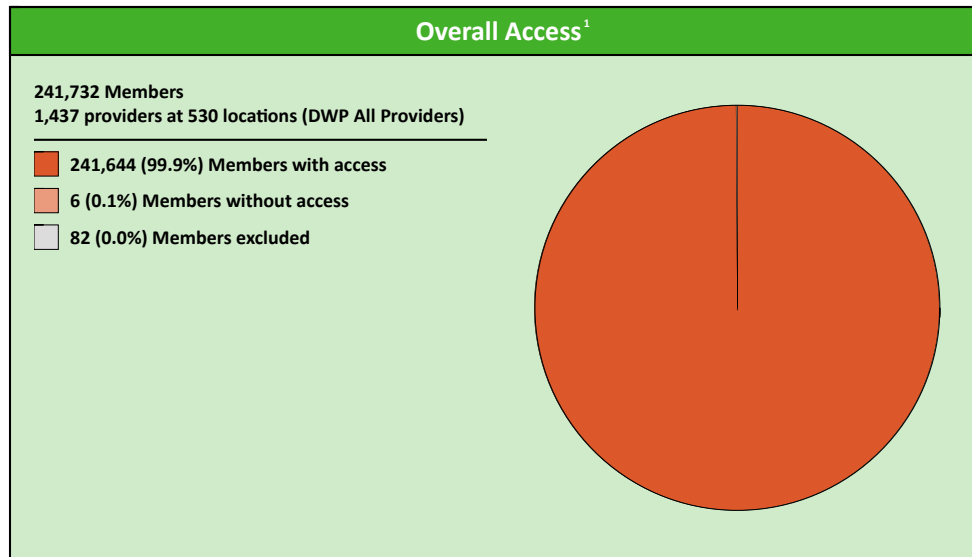
**Comparison Graph**

Percent of members with access to a choice of providers over miles

- 1st closest
- 2nd closest

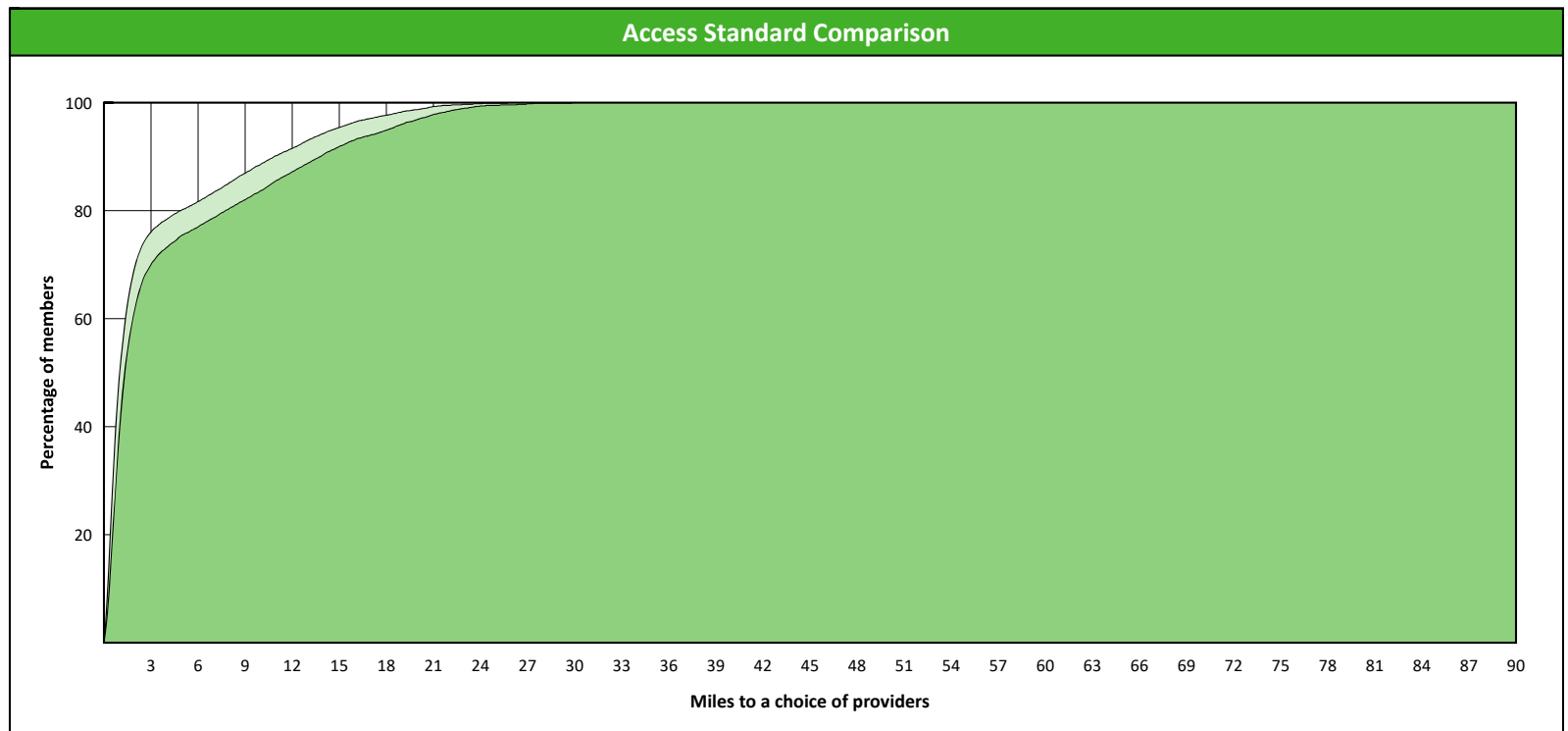
<sup>1</sup> The Access Standard is defined as (DWP Members) members accessing:

1 (DWP All Providers) provider in 90 miles and 90 minutes



### Distances/Times

	Average
Distance/Time to 1st closest provider	3.2 miles 3.6 mins
Distance/Time to 2nd closest provider	4.2 miles 4.7 mins



# Access Overview 90 Miles

January 18, 2021

**Access Analysis**

DWP Network

**Member / Provider Groups**

DWP Members

DWP General Practitioner


**Comparison Graph**

Percent of members with access to a choice of providers over miles

- 1st closest
- 2nd closest

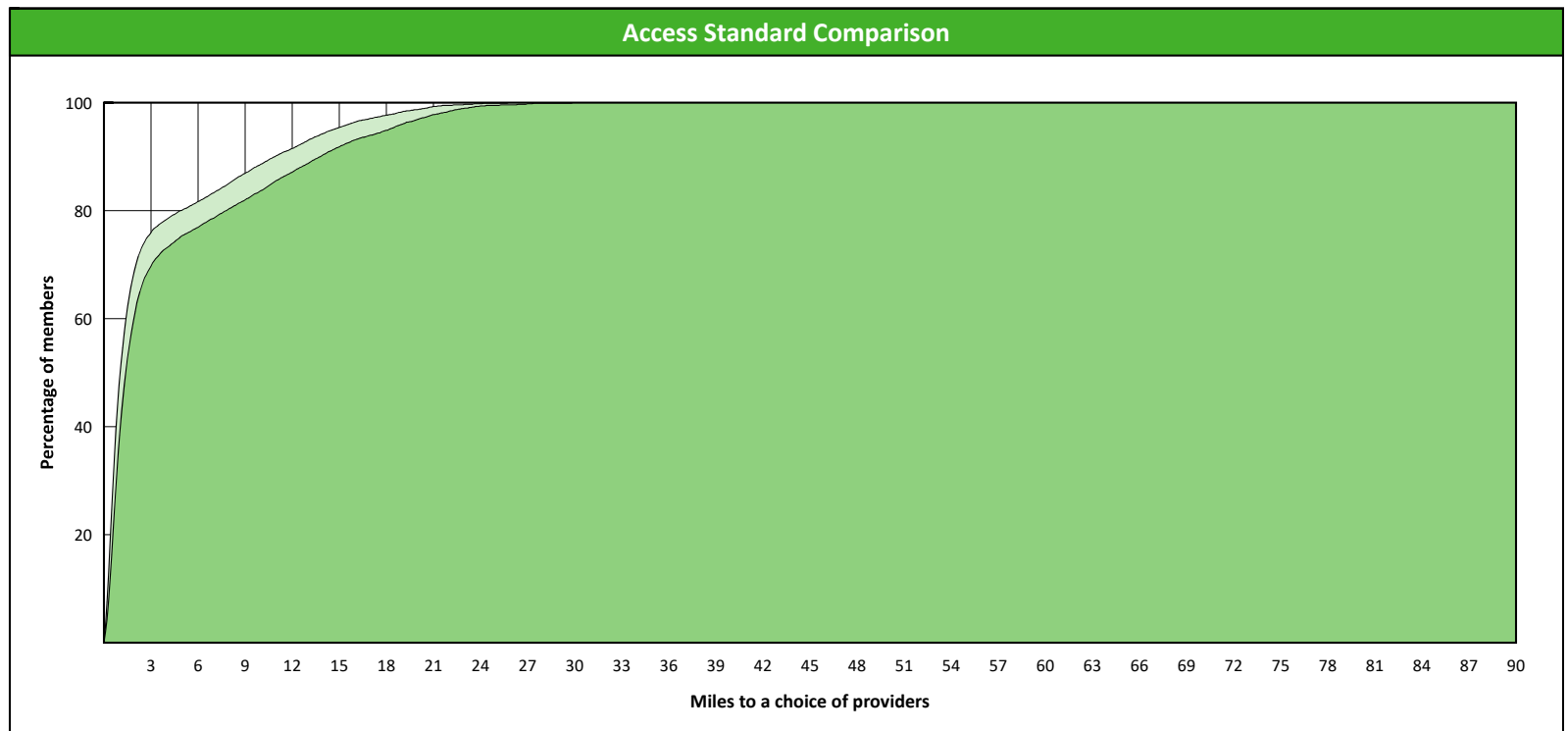
<sup>1</sup> The Access Standard is defined as (DWP Members) members accessing:

1 (DWP General Practitioner) provider in 90 miles and 90 minutes



### Distances/Times

	Average
Distance/Time to 1st closest provider	3.2 miles 3.6 mins
Distance/Time to 2nd closest provider	4.2 miles 4.7 mins



# Access Overview 90 Miles

January 18, 2021

**Access Analysis**

DWP Network

**Member / Provider Groups**

DWP Members

DWP Oral Surgeon


**Comparison Graph**

Percent of members with access to a choice of providers over miles

- 1st closest
- 2nd closest

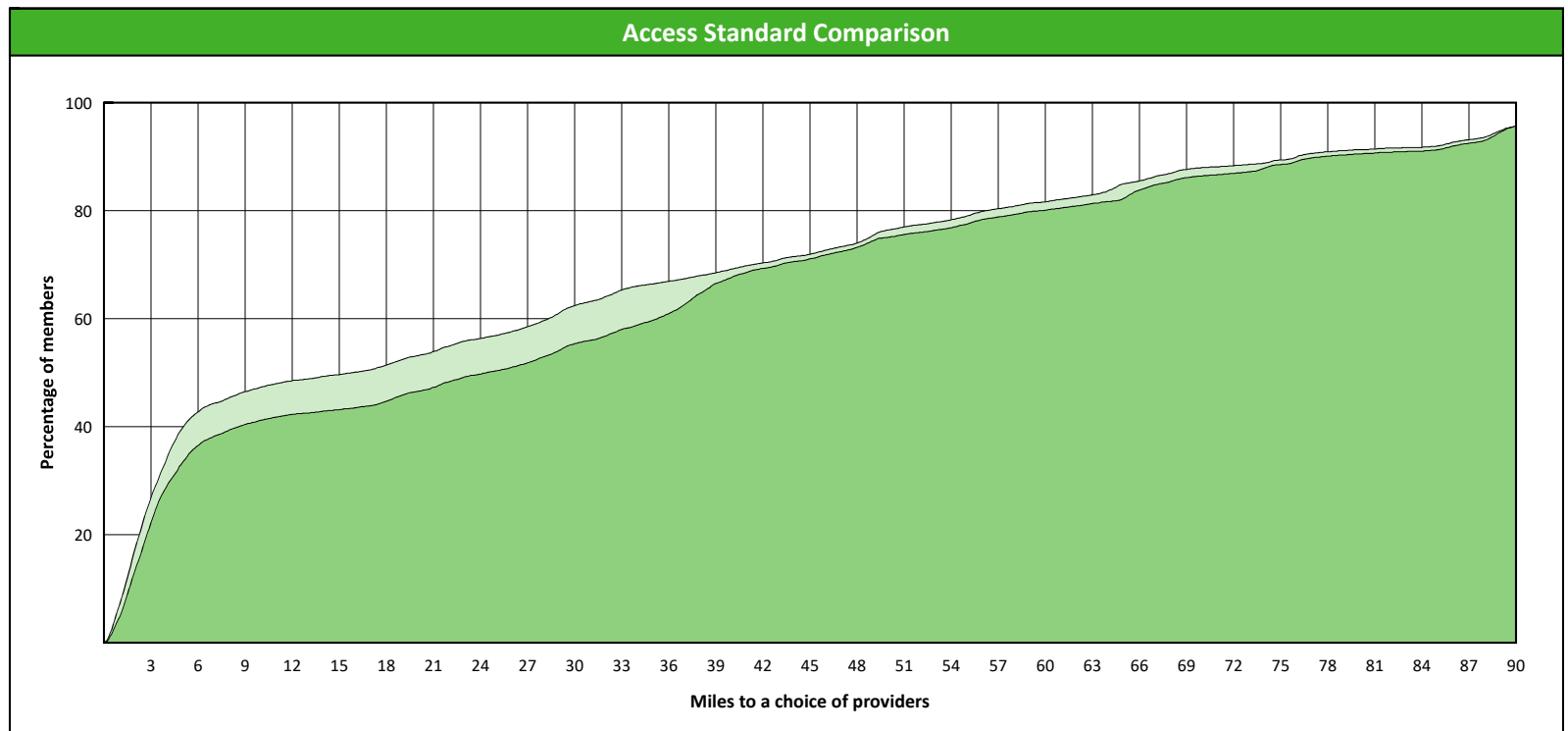
<sup>1</sup> The Access Standard is defined as (DWP Members) members accessing:

1 (DWP Oral Surgeon) provider in 90 miles and 90 minutes



### Distances/Times

	Average
Distance/Time to 1st closest provider	28.5 miles 33.2 mins
Distance/Time to 2nd closest provider	31.4 miles 37.0 mins



# Access Overview 90 Miles

January 18, 2021

**Access Analysis**

DWP Network

**Member / Provider Groups**

DWP Members

DWP Endodontist

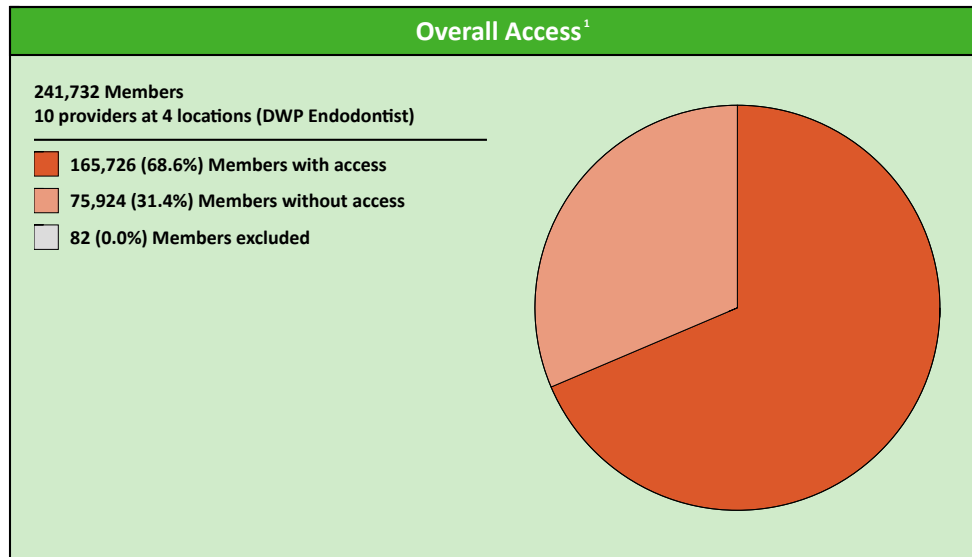
**Comparison Graph**

Percent of members with access to a choice of providers over miles

- 1st closest
- 2nd closest

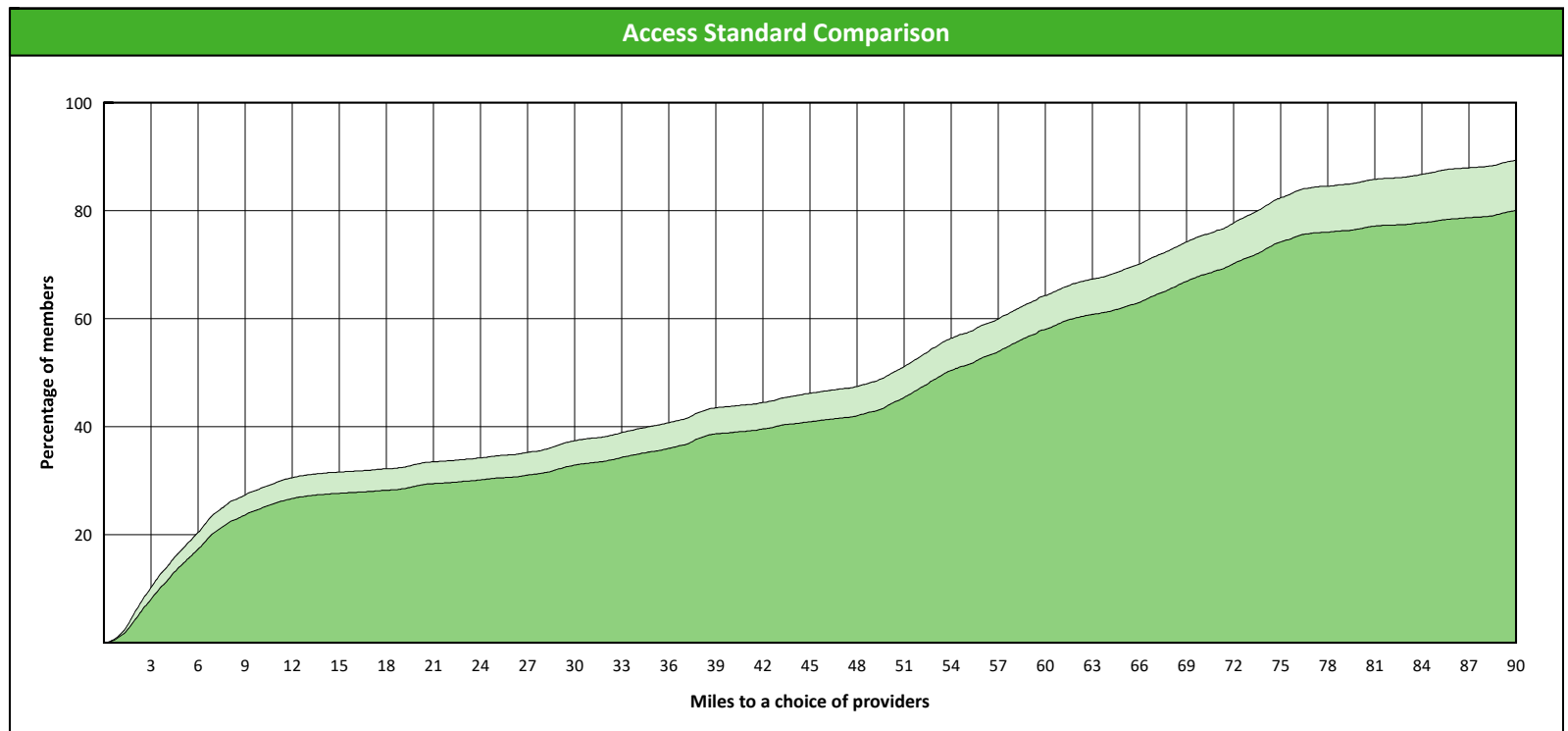
<sup>1</sup> The Access Standard is defined as (DWP Members) members accessing:

1 (DWP Endodontist) provider in 90 miles and 90 minutes



### Distances/Times

	Average
Distance/Time to 1st closest provider	45.0 miles 62.1 mins
Distance/Time to 2nd closest provider	56.1 miles 79.0 mins



# Access Overview 90 Miles

January 18, 2021

**Access Analysis**

DWP Network

**Member / Provider Groups**

DWP Members

DWP Orthodontist


**Comparison Graph**

Percent of members with access to a choice of providers over miles

- 1st closest
- 2nd closest

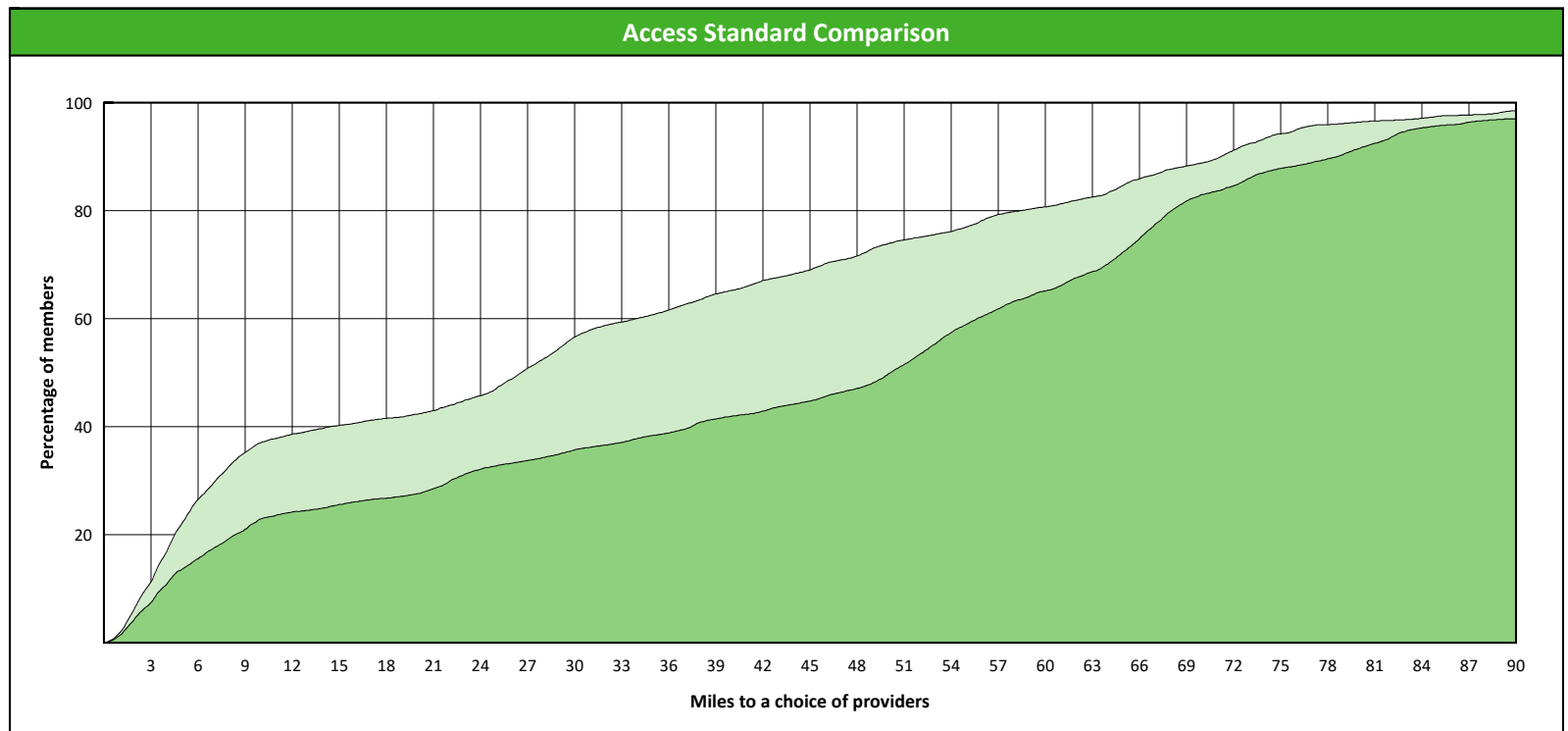
<sup>1</sup> The Access Standard is defined as (DWP Members) members accessing:

1 (DWP Orthodontist) provider in 90 miles and 90 minutes



### Distances/Times

	Average
Distance/Time to 1st closest provider	31.0 miles 39.1 mins
Distance/Time to 2nd closest provider	43.5 miles 55.0 mins



# Access Overview 90 Miles

January 18, 2021

**Access Analysis**

DWP Network

**Member / Provider Groups**

DWP Members

DWP Periodontist

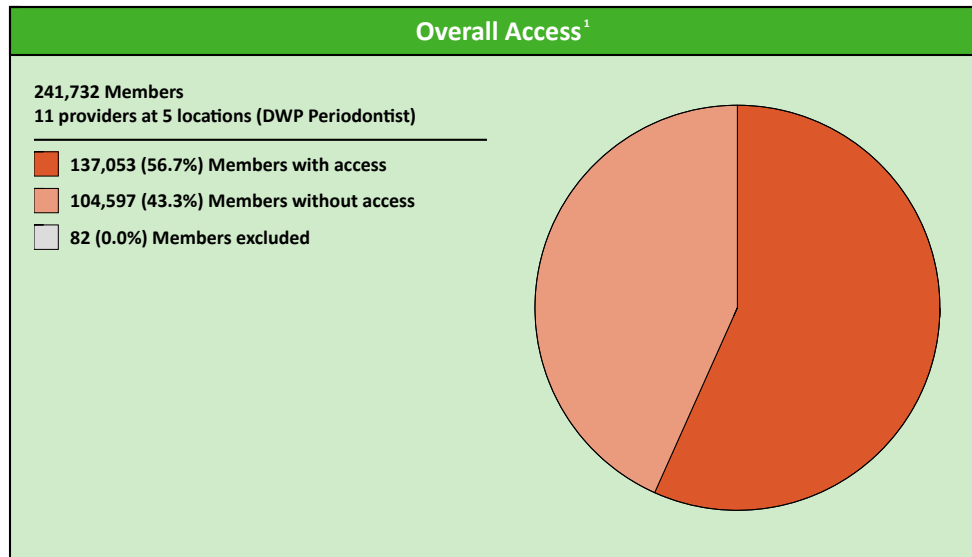
**Comparison Graph**

Percent of members with access to a choice of providers over miles

- 1st closest
- 2nd closest

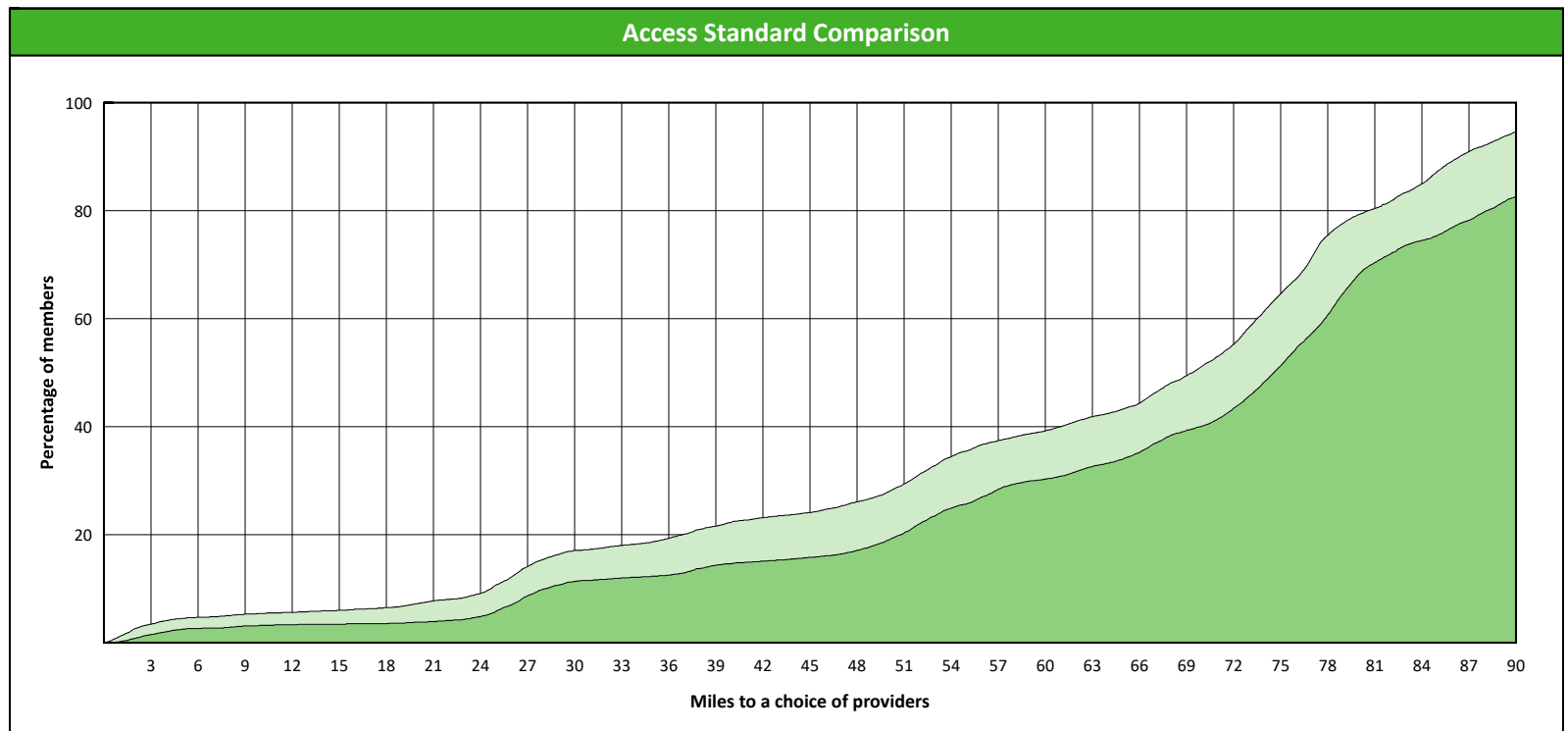
<sup>1</sup> The Access Standard is defined as (DWP Members) members accessing:

1 (DWP Periodontist) provider in 90 miles and 90 minutes



### Distances/Times

	Average
Distance/Time to 1st closest provider	61.1 miles 78.1 mins
Distance/Time to 2nd closest provider	70.9 miles 90.3 mins



# Access Overview 90 Miles

January 18, 2021

**Access Analysis**

DWP Network

**Member / Provider Groups**

DWP Members


DWP Prosthodontist

**Comparison Graph**

Percent of members with access to a choice of providers over miles

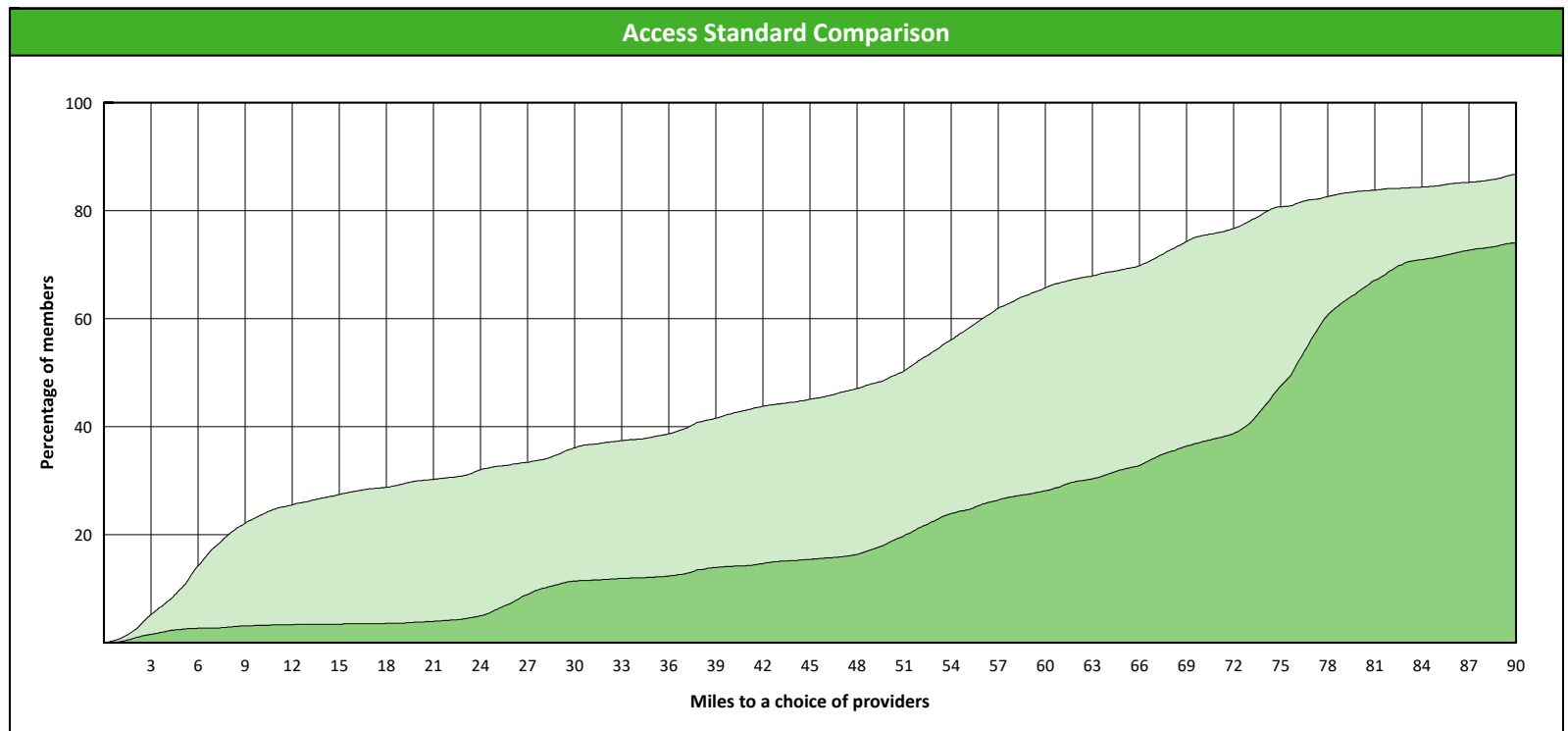
- 1st closest
- 2nd closest

<sup>1</sup> The Access Standard is defined as (DWP Members) members accessing:  
1 (DWP Prosthodontist) provider in 90 miles and 90 minutes



### Distances/Times

	Average
Distance/Time to 1st closest provider	49.2 miles 61.3 mins
Distance/Time to 2nd closest provider	78.6 miles 99.4 mins



# DWP General Practitioner Access Map

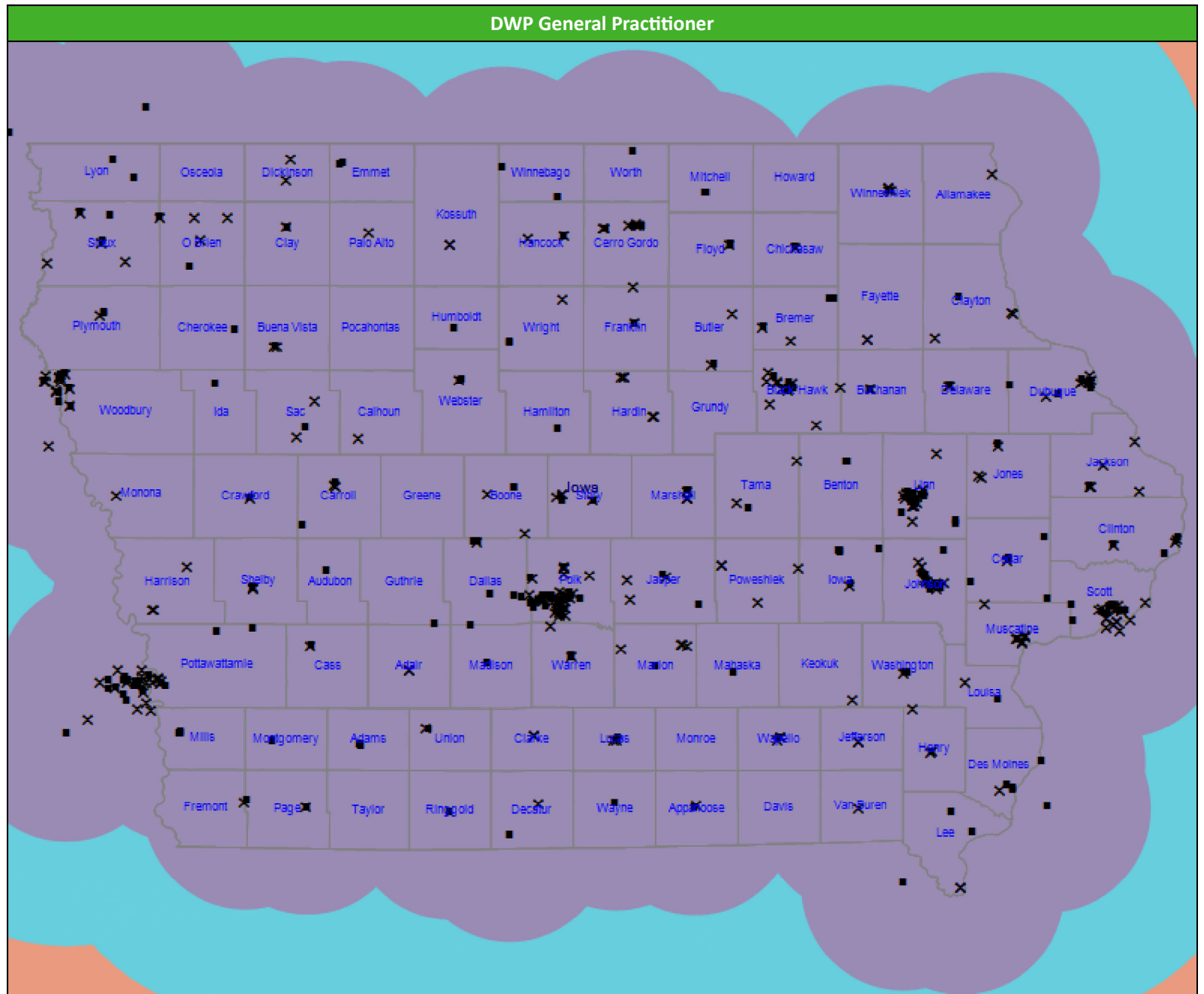
January 18, 2021

## DWP General Practitioner

1,228 providers at 500 locations

- Single providers (229)
- ✕ Multiple providers (271)
- 30 mile radius
- 60 mile radius
- 90 mile radius

41.42 miles





# DWP Oral Surgeon Access Map

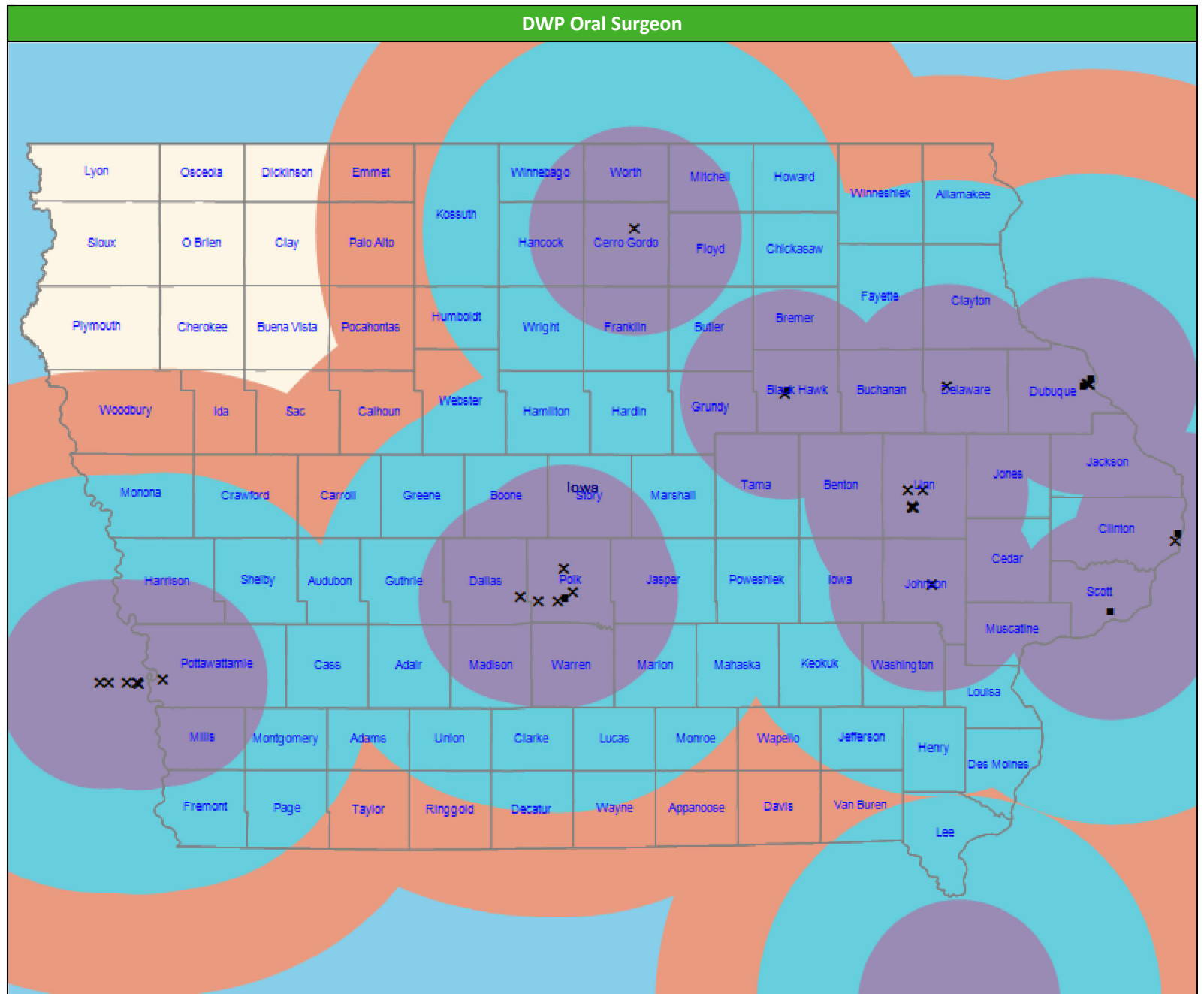
January 18, 2021

## DWP Oral Surgeon

149 providers at 33 locations

- Single providers (7)
- ✕ Multiple providers (26)
- 30 mile radius
- 60 mile radius
- 90 mile radius

41.42 miles



# DWP Endodontist Access Map

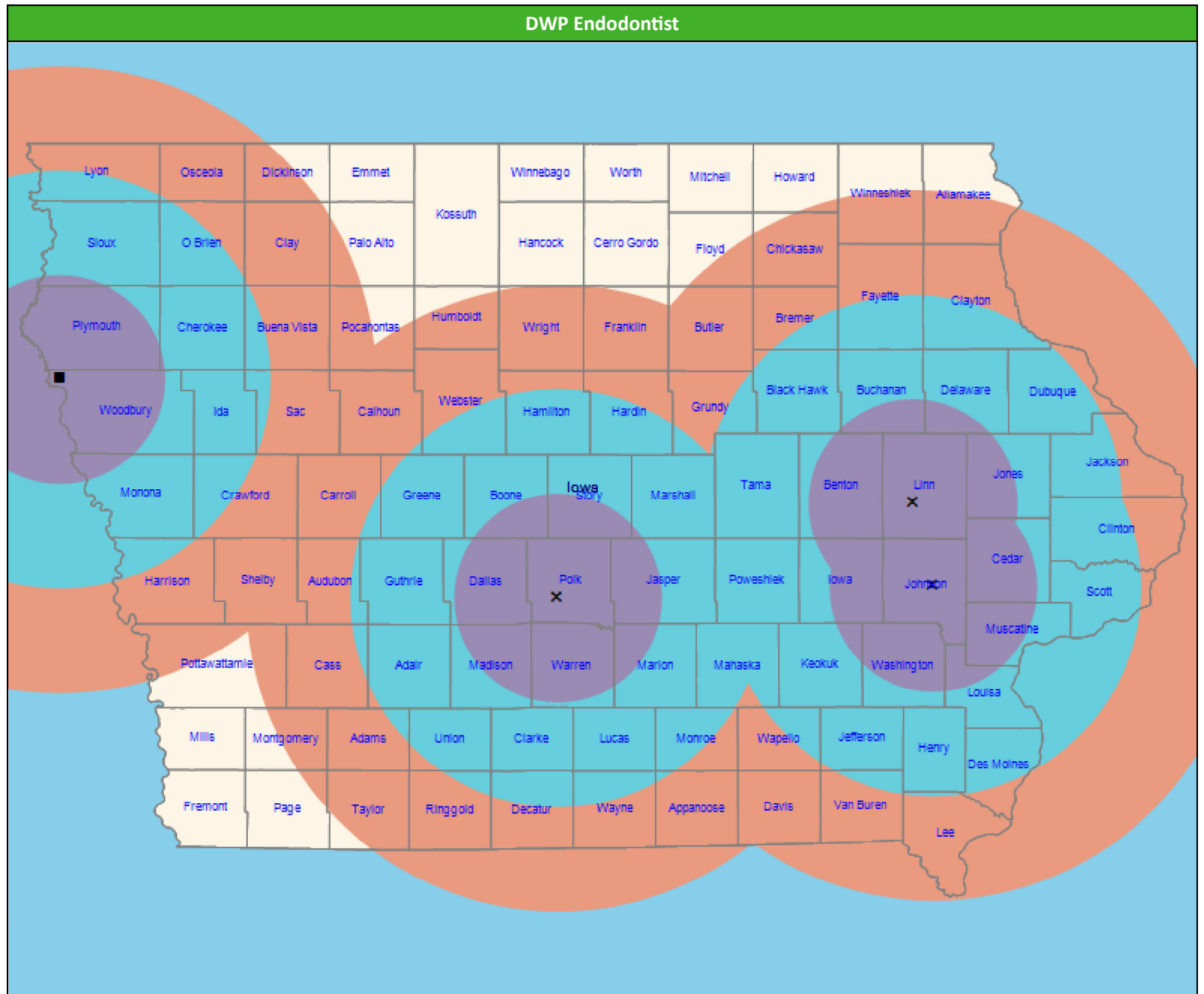
January 18, 2021

## DWP Endodontist

10 providers at 4 locations

- Single providers (1)
- ✕ Multiple providers (3)
- 30 mile radius
- 60 mile radius
- 90 mile radius

41.42 miles



# DWP Periodontist Access Map

January 18, 2021

## DWP Periodontist

11 providers at 5 locations

- Single providers (4)
- ✕ Multiple providers (1)
- 30 mile radius
- 60 mile radius
- 90 mile radius

41.42 miles



# DWP Prosthodontist Access Map

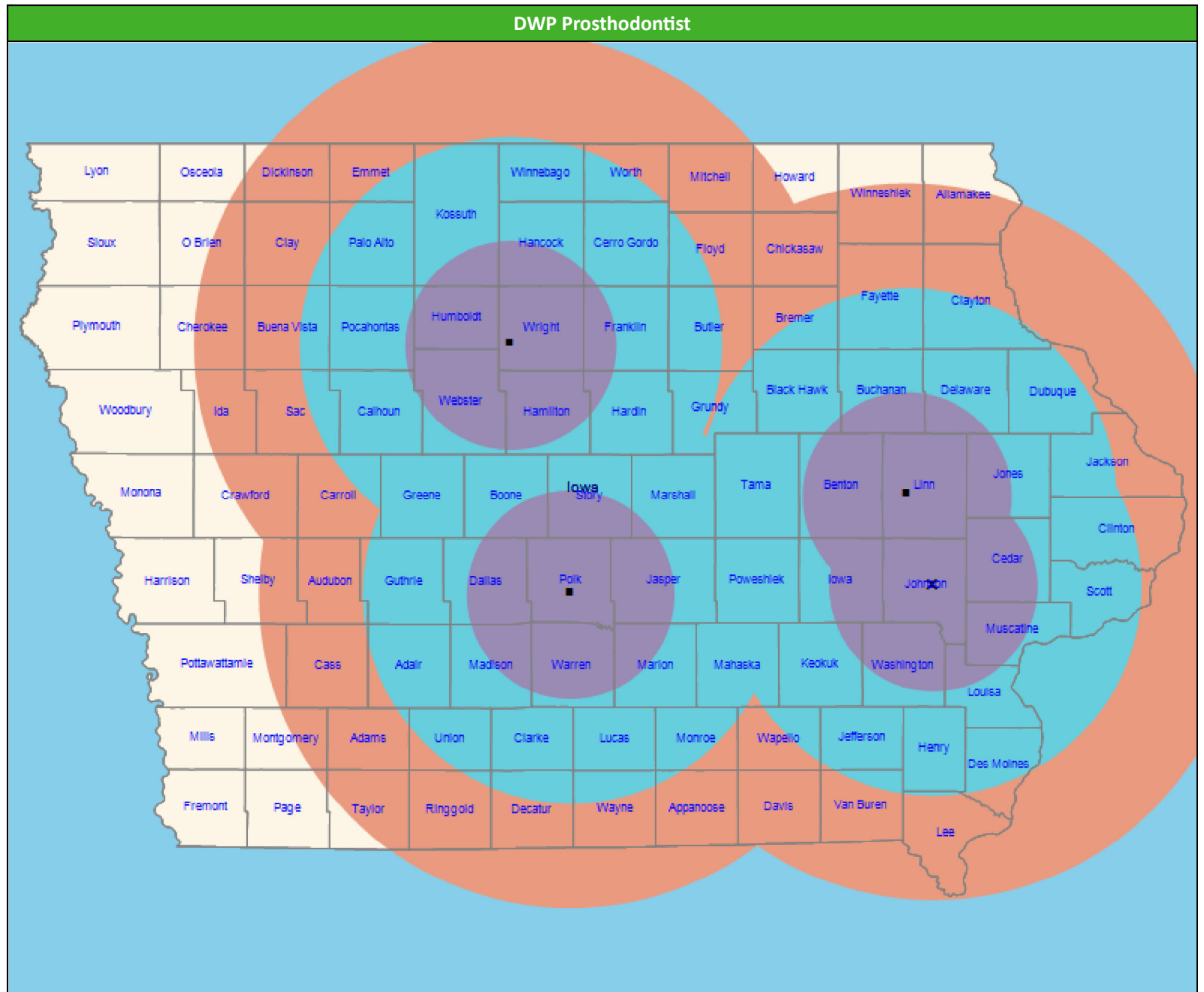
January 18, 2021

## DWP Prosthodontist

20 providers at 5 locations

- Single providers (3)
- × Multiple providers (2)
- 30 mile radius
- 60 mile radius
- 90 mile radius

41.42 miles



# DWP Orthodontist Access Map

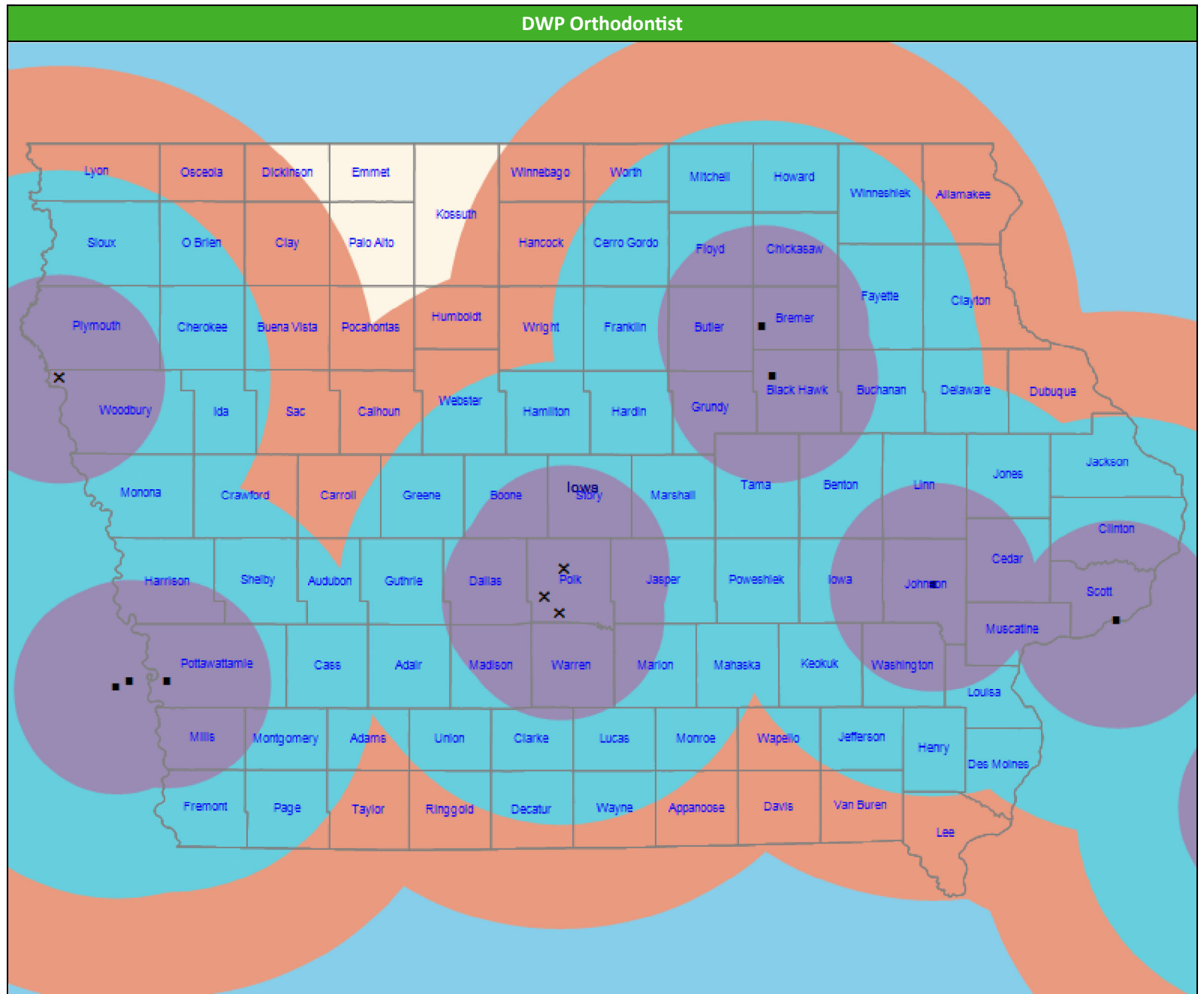
January 18, 2021

## DWP Orthodontist

19 providers at 12 locations

- Single providers (8)
- ✕ Multiple providers (4)
- 30 mile radius
- 60 mile radius
- 90 mile radius

41.42 miles



### Access Summary By State

January 18, 2021

**Access Analysis**

DWP Network

**Member Group**

DWP Members

**Provider Group**

- DWP All Providers
- DWP General Practitioner
- DWP Oral Surgeon
- DWP Endodontist
- DWP Orthodontist
- DWP Periodontist
- DWP Prosthodontist

<sup>1</sup> Provider counts represent:

- P: Unique providers
- L: Unique provider locations

\*\* These records have been excluded from the analysis because of invalid zip codes.

All Members												
Member		Provider		With Access		Without Access		Counts <sup>1</sup>		Average Distance		Average Time
Group	#	Group	Standard	#	%	#	%	P	L	1	2	1
DWP Members	241,650	DWP All Providers	1 in 30 miles and 3...	241,596	99.9	54	0.1	1,437	530	3.2	4.2	3.6
		DWP General Pr...	1 in 30 miles and 3...	241,596	99.9	54	0.1	1,228	500	3.2	4.2	3.6
		DWP General Pr...	1 in 60 miles and 6...	241,644	99.9	6	0.1	1,228	500	3.2	4.2	3.6
		DWP General Pr...	1 in 90 miles and 9...	241,644	99.9	6	0.1	1,228	500	3.2	4.2	3.6
		DWP Oral Surgeon	1 in 30 miles and 3...	140,015	57.9	101,635	42.1	149	33	28.5	31.4	33.2
		DWP Oral Surgeon	1 in 60 miles and 6...	186,504	77.2	55,146	22.8	149	33	28.5	31.4	33.2
		DWP Oral Surgeon	1 in 90 miles and 9...	217,336	89.9	24,314	10.1	149	33	28.5	31.4	33.2
		DWP Endodontist	1 in 30 miles and 3...	81,930	33.9	159,720	66.1	10	4	45.0	56.1	62.1
		DWP Endodontist	1 in 60 miles and 6...	110,118	45.6	131,532	54.4	10	4	45.0	56.1	62.1
		DWP Endodontist	1 in 90 miles and 9...	165,726	68.6	75,924	31.4	10	4	45.0	56.1	62.1
		DWP Orthodontist	1 in 30 miles and 3...	109,927	45.5	131,723	54.5	19	12	31.0	43.5	39.1
		DWP Orthodontist	1 in 60 miles and 6...	176,582	73.1	65,068	26.9	19	12	31.0	43.5	39.1
		DWP Orthodontist	1 in 90 miles and 9...	217,464	90.0	24,186	10.0	19	12	31.0	43.5	39.1
		DWP Periodontist	1 in 30 miles and 3...	22,460	9.3	219,190	90.7	11	5	61.1	70.9	78.1
		DWP Periodontist	1 in 60 miles and 6...	66,884	27.7	174,766	72.3	11	5	61.1	70.9	78.1
		DWP Periodontist	1 in 90 miles and 9...	137,053	56.7	104,597	43.3	11	5	61.1	70.9	78.1
		DWP Prosthodo...	1 in 30 miles and 3...	79,188	32.8	162,462	67.2	20	5	49.2	78.6	61.3
		DWP Prosthodo...	1 in 60 miles and 6...	116,131	48.1	125,519	51.9	20	5	49.2	78.6	61.3
		DWP Prosthodo...	1 in 90 miles and 9...	177,424	73.4	64,226	26.6	20	5	49.2	78.6	61.3

Key Geographic Areas										
State Name	Member	Provider		With Access		Without Access		Average Distance		Average Time
	#	Group	Standard	#	%	#	%	1	2	1
Iowa	241,640	DWP General Practitioner	1 in 60 miles and 60 mins	241,640	100.0	0	0.0	3.2	4.2	3.6
		DWP General Practitioner	1 in 90 miles and 90 mins	241,640	100.0	0	0.0	3.2	4.2	3.6
		DWP All Providers	1 in 30 miles and 30 mins	241,593	99.9	47	0.1	3.2	4.2	3.6
		DWP General Practitioner	1 in 30 miles and 30 mins	241,593	99.9	47	0.1	3.2	4.2	3.6
		DWP Orthodontist	1 in 90 miles and 90 mins	217,462	90.0	24,178	10.0	31.0	43.5	39.1
		DWP Oral Surgeon	1 in 90 miles and 90 mins	217,335	89.9	24,305	10.1	28.4	31.4	33.1
		DWP Oral Surgeon	1 in 60 miles and 60 mins	186,503	77.2	55,137	22.8	28.4	31.4	33.1
		DWP Prosthodontist	1 in 90 miles and 90 mins	177,424	73.4	64,216	26.6	49.2	78.6	61.3
		DWP Orthodontist	1 in 60 miles and 60 mins	176,581	73.1	65,059	26.9	31.0	43.5	39.1
		DWP Endodontist	1 in 90 miles and 90 mins	165,725	68.6	75,915	31.4	45.0	56.1	62.1
		DWP Oral Surgeon	1 in 30 miles and 30 mins	140,014	57.9	101,626	42.1	28.4	31.4	33.1
		DWP Periodontist	1 in 90 miles and 90 mins	137,052	56.7	104,588	43.3	61.1	70.9	78.1
		DWP Prosthodontist	1 in 60 miles and 60 mins	116,131	48.1	125,509	51.9	49.2	78.6	61.3
		DWP Endodontist	1 in 60 miles and 60 mins	110,118	45.6	131,522	54.4	45.0	56.1	62.1
		DWP Orthodontist	1 in 30 miles and 30 mins	109,926	45.5	131,714	54.5	31.0	43.5	39.1
		DWP Endodontist	1 in 30 miles and 30 mins	81,930	33.9	159,710	66.1	45.0	56.1	62.1

### Access Summary By City

January 18, 2021

**Access Analysis**

DWP Network

**Member Group**

DWP Members

**Provider Group**

- DWP All Providers
- DWP General Practitioner
- DWP Oral Surgeon
- DWP Endodontist
- DWP Orthodontist
- DWP Periodontist
- DWP Prosthodontist

<sup>1</sup> Provider counts represent:

- P: Unique providers
- L: Unique provider locations

\*\* These records have been excluded from the analysis because of invalid zip codes.

All Members												
Member		Provider		With Access		Without Access		Counts <sup>1</sup>		Average Distance		Average Time
Group	#	Group	Standard	#	%	#	%	P	L	1	2	1
DWP Members	241,650	DWP All Providers	1 in 30 miles and 3...	241,596	99.9	54	0.1	1,437	530	3.2	4.2	3.6
		DWP General Pr...	1 in 30 miles and 3...	241,596	99.9	54	0.1	1,228	500	3.2	4.2	3.6
		DWP General Pr...	1 in 60 miles and 6...	241,644	99.9	6	0.1	1,228	500	3.2	4.2	3.6
		DWP General Pr...	1 in 90 miles and 9...	241,644	99.9	6	0.1	1,228	500	3.2	4.2	3.6
		DWP Oral Surgeon	1 in 30 miles and 3...	140,015	57.9	101,635	42.1	149	33	28.5	31.4	33.2
		DWP Oral Surgeon	1 in 60 miles and 6...	186,504	77.2	55,146	22.8	149	33	28.5	31.4	33.2
		DWP Oral Surgeon	1 in 90 miles and 9...	217,336	89.9	24,314	10.1	149	33	28.5	31.4	33.2
		DWP Endodontist	1 in 30 miles and 3...	81,930	33.9	159,720	66.1	10	4	45.0	56.1	62.1
		DWP Endodontist	1 in 60 miles and 6...	110,118	45.6	131,532	54.4	10	4	45.0	56.1	62.1
		DWP Endodontist	1 in 90 miles and 9...	165,726	68.6	75,924	31.4	10	4	45.0	56.1	62.1
		DWP Orthodontist	1 in 30 miles and 3...	109,927	45.5	131,723	54.5	19	12	31.0	43.5	39.1
		DWP Orthodontist	1 in 60 miles and 6...	176,582	73.1	65,068	26.9	19	12	31.0	43.5	39.1
		DWP Orthodontist	1 in 90 miles and 9...	217,464	90.0	24,186	10.0	19	12	31.0	43.5	39.1
		DWP Periodontist	1 in 30 miles and 3...	22,460	9.3	219,190	90.7	11	5	61.1	70.9	78.1
		DWP Periodontist	1 in 60 miles and 6...	66,884	27.7	174,766	72.3	11	5	61.1	70.9	78.1
		DWP Periodontist	1 in 90 miles and 9...	137,053	56.7	104,597	43.3	11	5	61.1	70.9	78.1
		DWP Prosthodo...	1 in 30 miles and 3...	79,188	32.8	162,462	67.2	20	5	49.2	78.6	61.3
		DWP Prosthodo...	1 in 60 miles and 6...	116,131	48.1	125,519	51.9	20	5	49.2	78.6	61.3
		DWP Prosthodo...	1 in 90 miles and 9...	177,424	73.4	64,226	26.6	20	5	49.2	78.6	61.3

Key Geographic Areas										
City	Member	Provider		With Access		Without Access		Average Distance		Average Time
	#	Group	Standard	#	%	#	%	1	2	1
Des Moines, IA	26,728	DWP All Providers	1 in 30 miles and 30 mins	26,728	100.0	0	0.0	0.8	1.0	1.3
		DWP General Practitioner	1 in 30 miles and 30 mins	26,728	100.0	0	0.0	0.8	1.0	1.3
		DWP General Practitioner	1 in 60 miles and 60 mins	26,728	100.0	0	0.0	0.8	1.0	1.3
		DWP General Practitioner	1 in 90 miles and 90 mins	26,728	100.0	0	0.0	0.8	1.0	1.3
		DWP Oral Surgeon	1 in 90 miles and 90 mins	26,726	99.9	2	0.1	2.7	3.1	4.2
		DWP Orthodontist	1 in 90 miles and 90 mins	26,726	99.9	2	0.1	4.3	4.3	6.7
		DWP Prosthodontist	1 in 90 miles and 90 mins	26,724	99.9	4	0.1	5.3	77.4	7.8
		DWP Endodontist	1 in 90 miles and 90 mins	26,723	99.9	5	0.1	4.2	4.2	7.4
		DWP Oral Surgeon	1 in 60 miles and 60 mins	26,723	99.9	5	0.1	2.7	3.1	4.2
		DWP Orthodontist	1 in 60 miles and 60 mins	26,721	99.9	7	0.1	4.3	4.3	6.7
		DWP Oral Surgeon	1 in 30 miles and 30 mins	26,719	99.9	9	0.1	2.7	3.1	4.2
		DWP Prosthodontist	1 in 60 miles and 60 mins	26,719	99.9	9	0.1	5.3	77.4	7.8
		DWP Orthodontist	1 in 30 miles and 30 mins	26,718	99.9	10	0.1	4.3	4.3	6.7
		DWP Endodontist	1 in 60 miles and 60 mins	26,716	99.9	12	0.1	4.2	4.2	7.4
DWP Prosthodontist	1 in 30 miles and 30 mins	26,716	99.9	12	0.1	5.3	77.4	7.8		
DWP Endodontist	1 in 30 miles and 30 mins	26,713	99.9	15	0.1	4.2	4.2	7.4		