

# ***Network Access Analysis***

***Dental Wellness Plan***

***Delta Dental of Iowa***

---

*October 12, 2020*

# Contents

## Report Contents

Access Overview 30 Miles . . . . .	3
<i>DWP Members: DWP All Providers, DWP Members: DWP General Practitioner, DWP Members: DWP Oral Surgeon, DWP Members: DWP Endodontist, DWP Members: DWP Orthodontist, DWP Members: DWP Periodontist, DWP Members: DWP Prosthodontist</i>	
Access Overview 60 Miles . . . . .	10
<i>DWP Members: DWP All Providers, DWP Members: DWP General Practitioner, DWP Members: DWP Oral Surgeon, DWP Members: DWP Endodontist, DWP Members: DWP Orthodontist, DWP Members: DWP Periodontist, DWP Members: DWP Prosthodontist</i>	
Access Overview 90 Miles . . . . .	17
<i>DWP Members: DWP All Providers, DWP Members: DWP General Practitioner, DWP Members: DWP Oral Surgeon, DWP Members: DWP Endodontist, DWP Members: DWP Orthodontist, DWP Members: DWP Periodontist, DWP Members: DWP Prosthodontist</i>	
DWP General Practitioner Access Map . . . . .	24
DWP Oral Surgeon Access Map . . . . .	25
DWP Endodontist Access Map . . . . .	26
DWP Periodontist Access Map . . . . .	27
DWP Prosthodontist Access Map . . . . .	28
DWP Orthodontist Access Map . . . . .	29
Access Summary By State . . . . .	30
<i>DWP Members: DWP General Practitioner, DWP Members: DWP General Practitioner, DWP Members: DWP General Practitioner, DWP Members: DWP Oral Surgeon, DWP Members: DWP Oral Surgeon, DWP Members: DWP Oral Surgeon, DWP Members: DWP Endodontist, DWP Members: DWP Endodontist, DWP Members: DWP Endodontist, DWP Members: DWP Periodontist, DWP Members: DWP Periodontist, DWP Members: DWP Periodontist, DWP Members: DWP Prosthodontist, DWP Members: DWP Prosthodontist, DWP Members: DWP Prosthodontist, DWP Members: DWP Orthodontist, DWP Members: DWP Orthodontist, DWP Members: DWP Orthodontist, DWP Members: DWP All Providers</i>	
Access Summary By City . . . . .	31
<i>DWP Members: DWP General Practitioner, DWP Members: DWP General Practitioner, DWP Members: DWP General Practitioner, DWP Members: DWP Oral Surgeon, DWP Members: DWP Oral Surgeon, DWP Members: DWP Oral Surgeon, DWP Members: DWP Endodontist, DWP Members: DWP Endodontist, DWP Members: DWP Endodontist, DWP Members: DWP Periodontist, DWP Members: DWP Periodontist, DWP Members: DWP Periodontist, DWP Members: DWP Prosthodontist, DWP Members: DWP Prosthodontist, DWP Members: DWP Prosthodontist, DWP Members: DWP Orthodontist, DWP Members: DWP Orthodontist, DWP Members: DWP Orthodontist, DWP Members: DWP All Providers</i>	

## Access Overview 30 Miles

October 12, 2020

### Access Analysis

DWP Network

### Member / Provider Groups

DWP Members

DWP All Providers

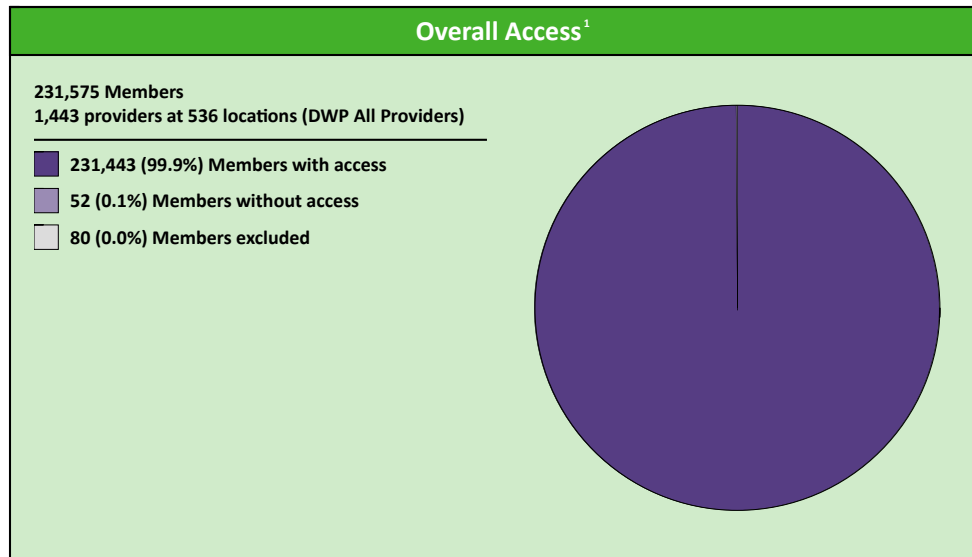
### Comparison Graph

Percent of members with access to a choice of providers over miles

- 1st closest
- 2nd closest

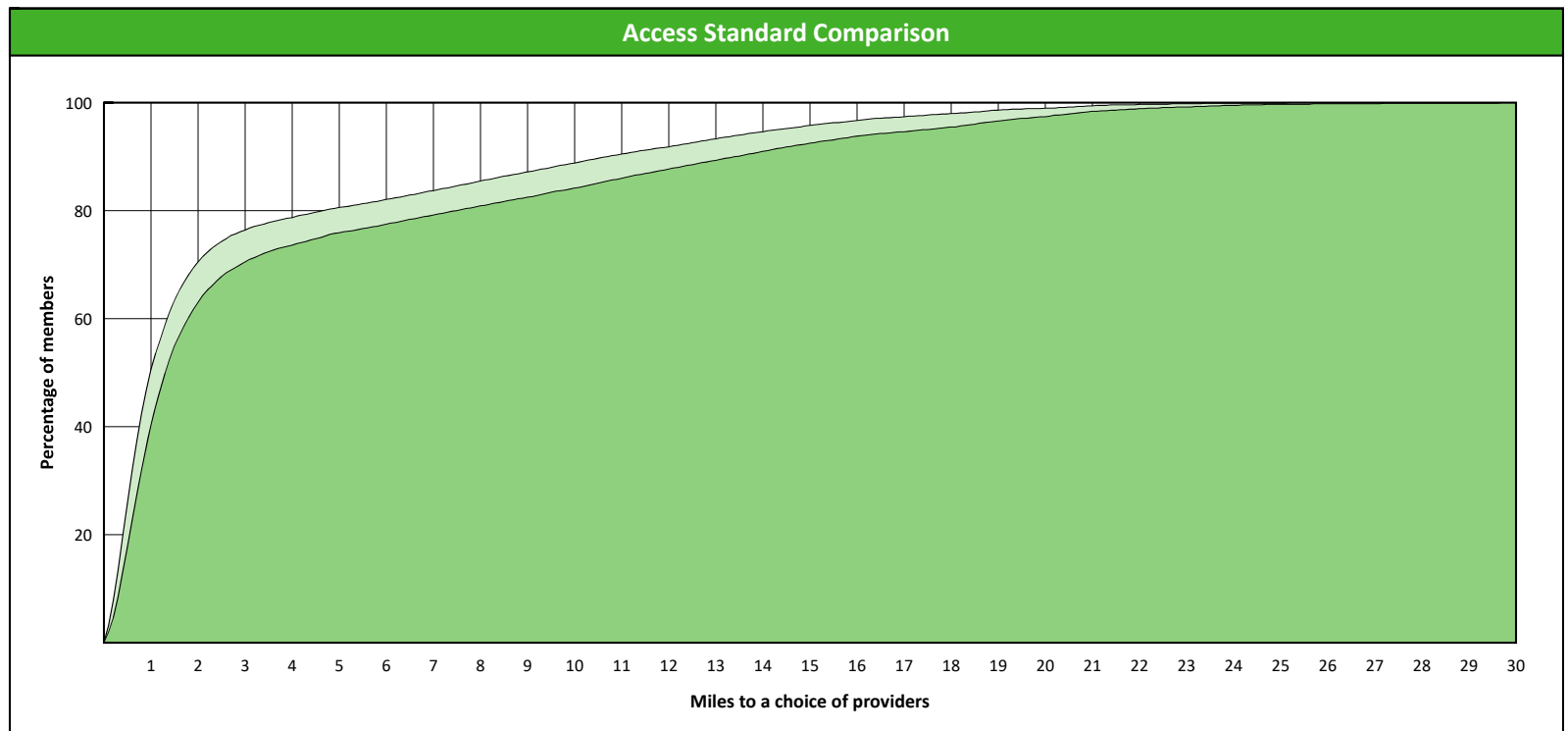
<sup>1</sup> The Access Standard is defined as (DWP Members) members accessing:

1 (DWP All Providers) provider in 30 miles and 30 minutes



### Distances/Times

	Average
Distance/Time to 1st closest provider	3.1 miles 3.5 mins
Distance/Time to 2nd closest provider	4.1 miles 4.5 mins



# Access Overview 30 Miles

October 12, 2020

**Access Analysis**

DWP Network

**Member / Provider Groups**

DWP Members

DWP General Practitioner


**Comparison Graph**

Percent of members with access to a choice of providers over miles

- 1st closest
- 2nd closest

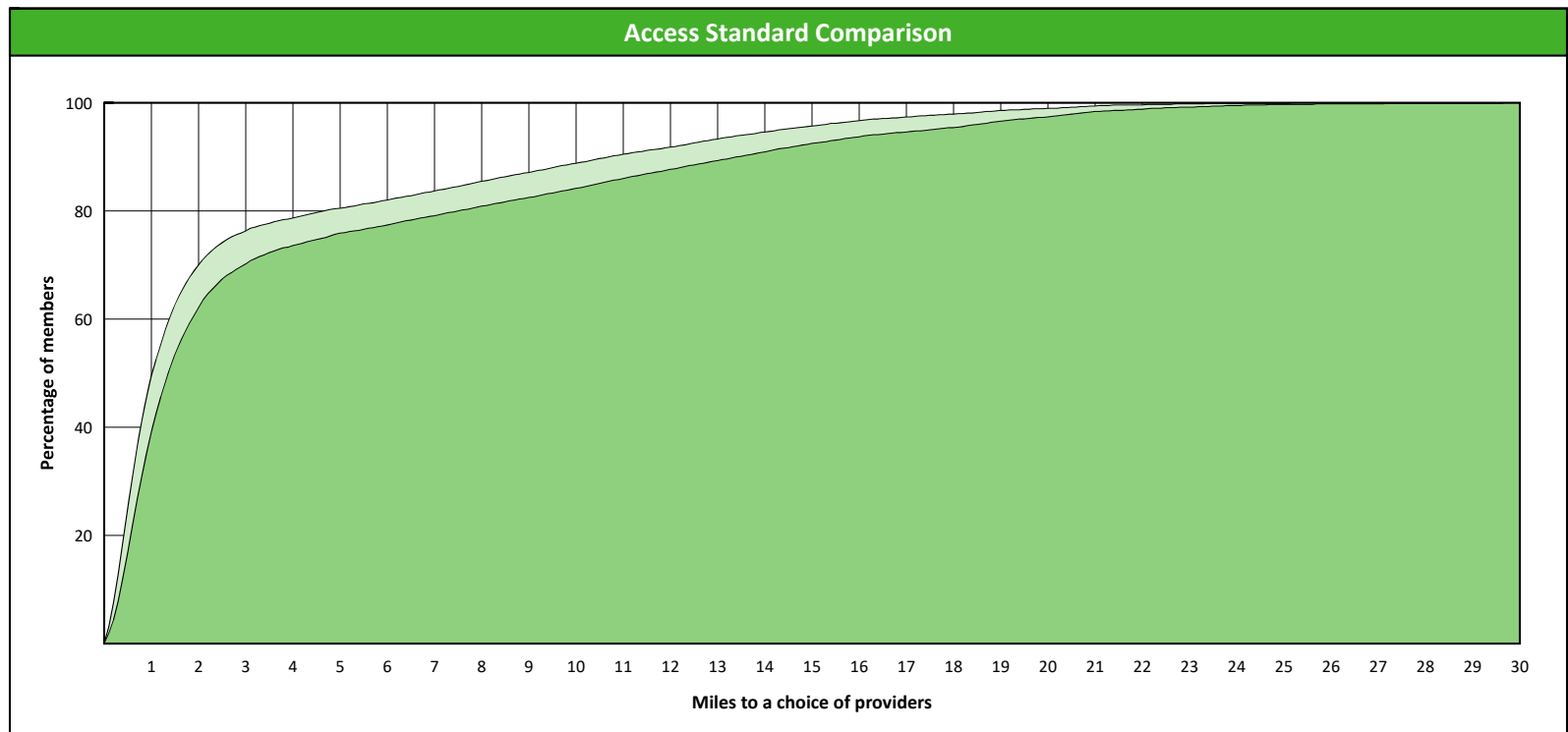
<sup>1</sup> The Access Standard is defined as (DWP Members) members accessing:

1 (DWP General Practitioner) provider in 30 miles and 30 minutes



### Distances/Times

		Average
Distance/Time to 1st closest provider		3.2 miles 3.5 mins
Distance/Time to 2nd closest provider		4.1 miles 4.6 mins



# Access Overview 30 Miles

October 12, 2020

**Access Analysis**

DWP Network

**Member / Provider Groups**

DWP Members

DWP Oral Surgeon


**Comparison Graph**

Percent of members with access to a choice of providers over miles

- 1st closest
- 2nd closest

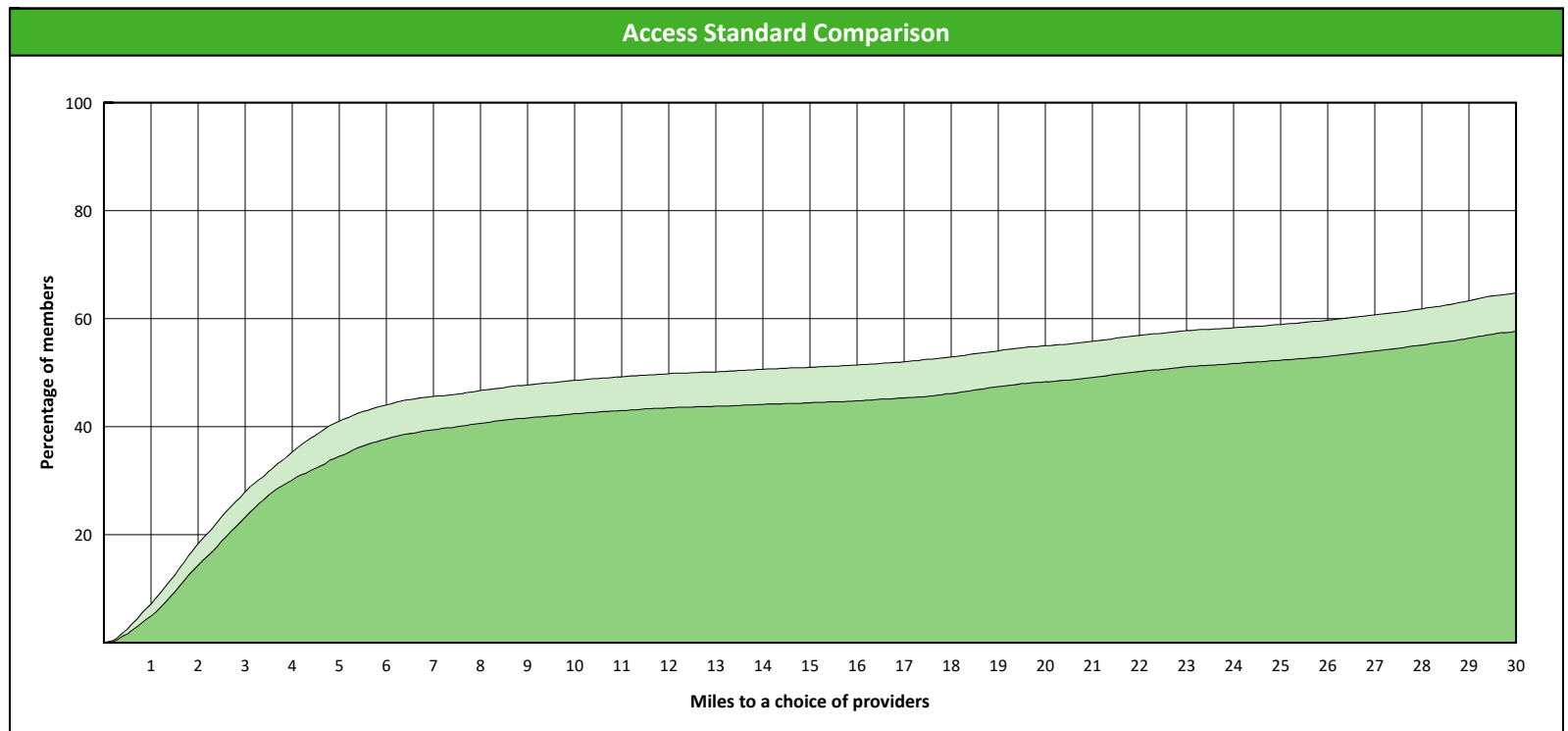
<sup>1</sup> The Access Standard is defined as (DWP Members) members accessing:

1 (DWP Oral Surgeon) provider in 30 miles and 30 minutes



### Distances/Times

	Average
Distance/Time to 1st closest provider	25.8 miles 30.3 mins
Distance/Time to 2nd closest provider	28.8 miles 34.1 mins



# Access Overview 30 Miles

October 12, 2020

**Access Analysis**

DWP Network

**Member / Provider Groups**

DWP Members

DWP Endodontist


**Comparison Graph**

Percent of members with access to a choice of providers over miles

- 1st closest
- 2nd closest

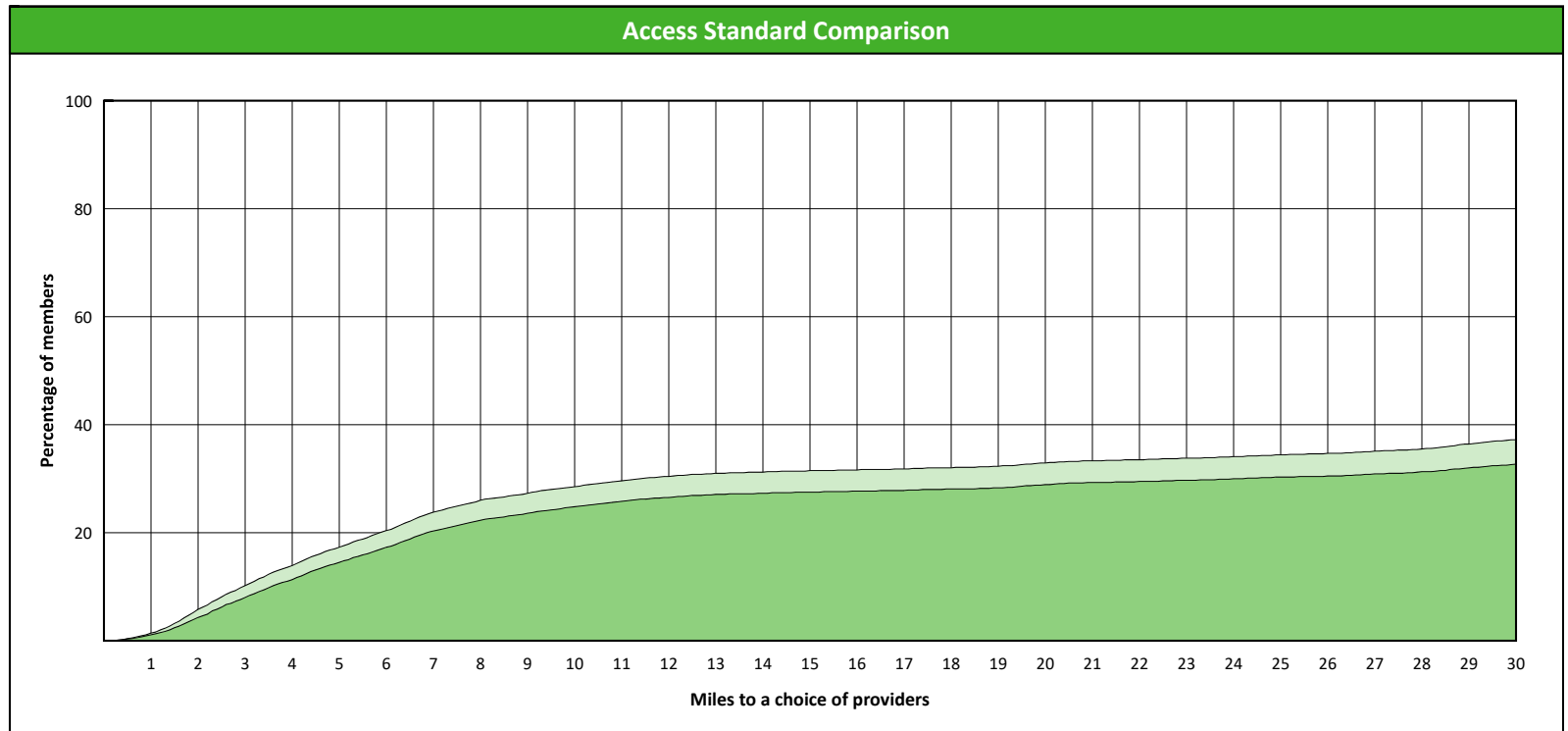
<sup>1</sup> The Access Standard is defined as (DWP Members) members accessing:

1 (DWP Endodontist) provider in 30 miles and 30 minutes



### Distances/Times

	Average
Distance/Time to 1st closest provider	45.1 miles 62.2 mins
Distance/Time to 2nd closest provider	56.2 miles 79.2 mins



# Access Overview 30 Miles

October 12, 2020

**Access Analysis**

DWP Network

**Member / Provider Groups**

DWP Members

DWP Orthodontist


**Comparison Graph**

Percent of members with access to a choice of providers over miles

- 1st closest
- 2nd closest

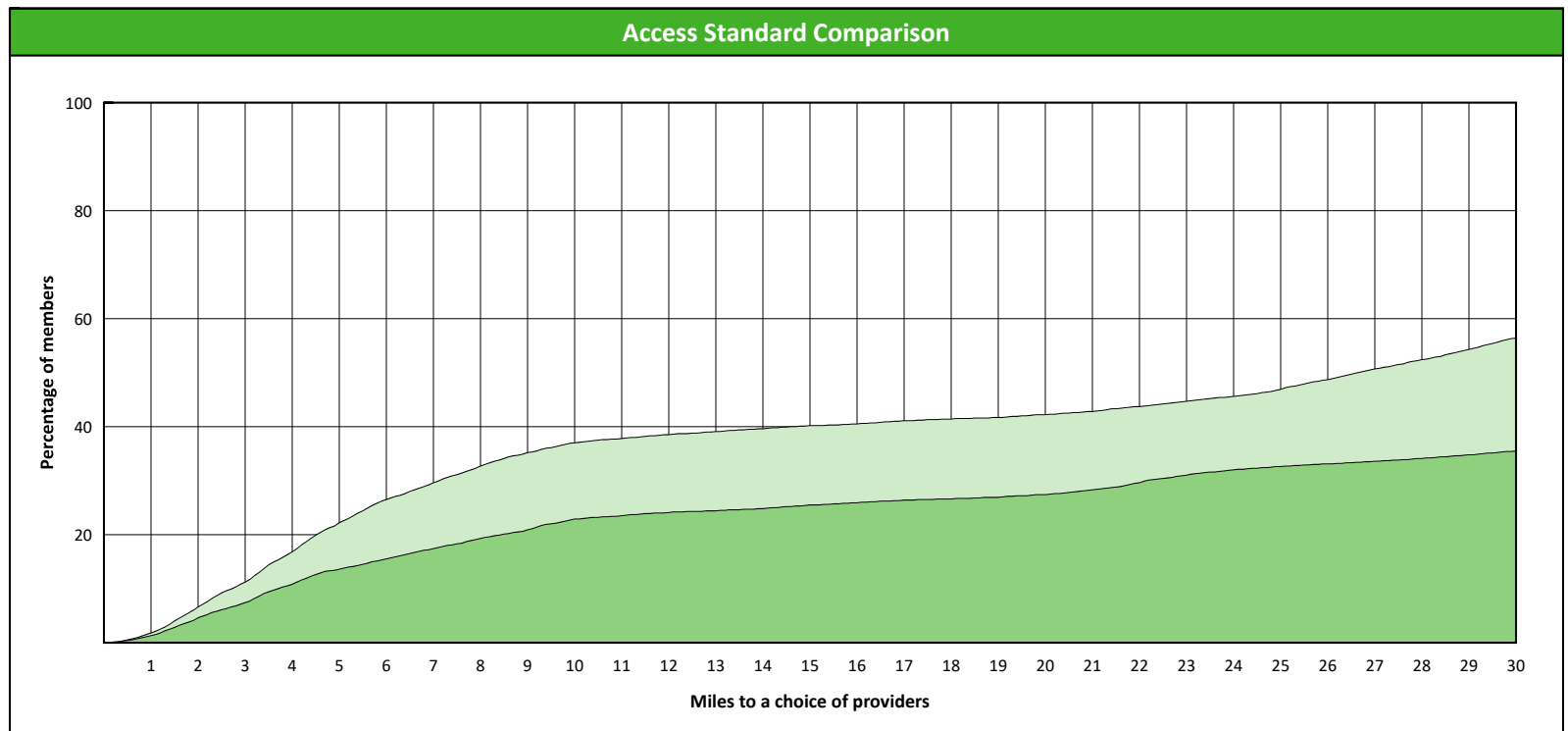
<sup>1</sup> The Access Standard is defined as (DWP Members) members accessing:

1 (DWP Orthodontist) provider in 30 miles and 30 minutes



### Distances/Times

	Average
Distance/Time to 1st closest provider	31.1 miles 39.2 mins
Distance/Time to 2nd closest provider	43.6 miles 55.1 mins



# Access Overview 30 Miles

October 12, 2020

**Access Analysis**

DWP Network

**Member / Provider Groups**

DWP Members

DWP Periodontist


**Comparison Graph**

Percent of members with access to a choice of providers over miles

- 1st closest
- 2nd closest

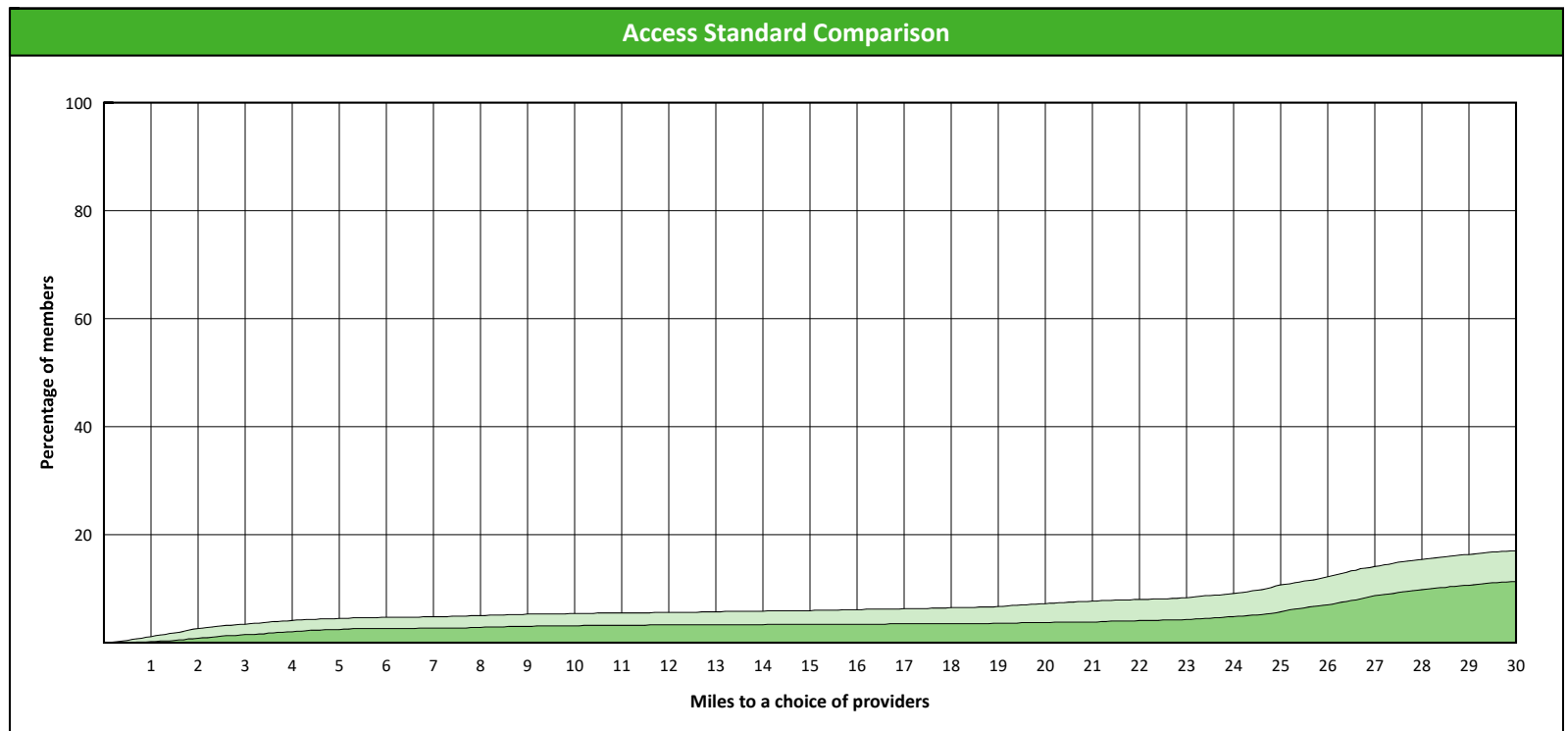
<sup>1</sup> The Access Standard is defined as (DWP Members) members accessing:

- 1 (DWP Periodontist) provider in 30 miles and 30 minutes



### Distances/Times

	Average
Distance/Time to 1st closest provider	61.2 miles 78.2 mins
Distance/Time to 2nd closest provider	70.9 miles 90.4 mins





# Access Overview 30 Miles

October 12, 2020

**Access Analysis**

DWP Network

**Member / Provider Groups**

DWP Members


DWP Prosthodontist

**Comparison Graph**

Percent of members with access to a choice of providers over miles

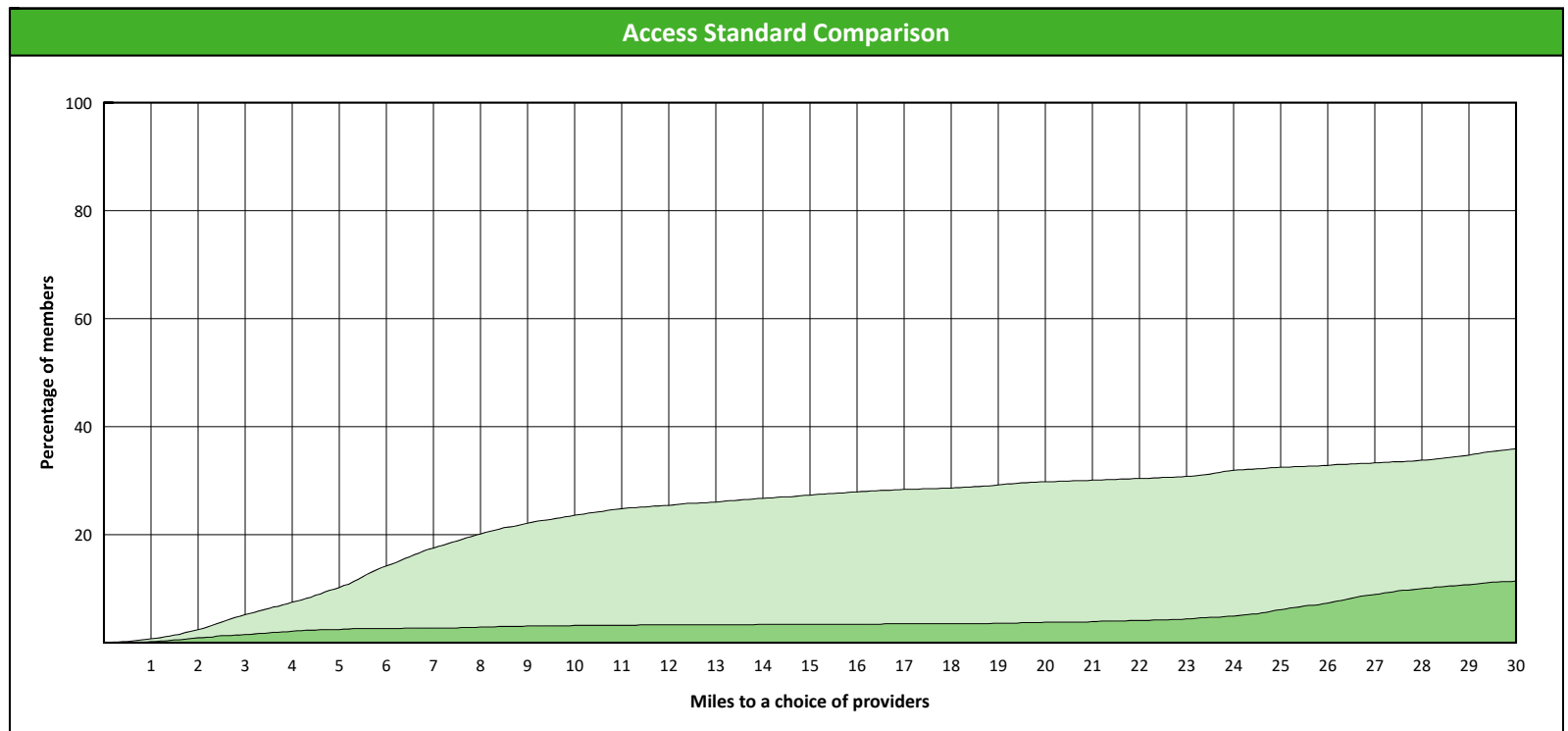
- 1st closest
- 2nd closest

<sup>1</sup> The Access Standard is defined as (DWP Members) members accessing:  
1 (DWP Prosthodontist) provider in 30 miles and 30 minutes



### Distances/Times

	Average
Distance/Time to 1st closest provider	49.4 miles 61.5 mins
Distance/Time to 2nd closest provider	78.7 miles 99.6 mins



# Access Overview 60 Miles

October 12, 2020

**Access Analysis**

DWP Network

**Member / Provider Groups**

DWP Members

DWP All Providers

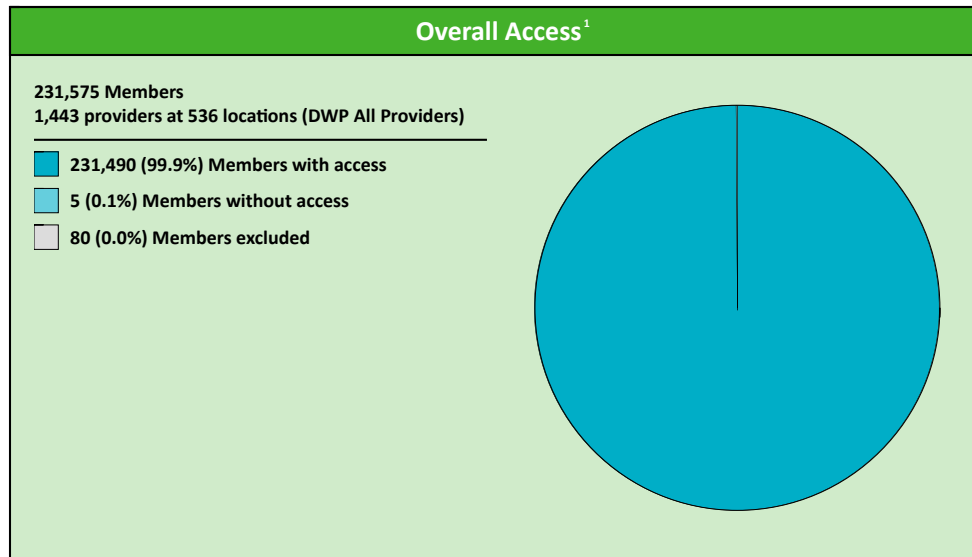
**Comparison Graph**

Percent of members with access to a choice of providers over miles

- 1st closest
- 2nd closest

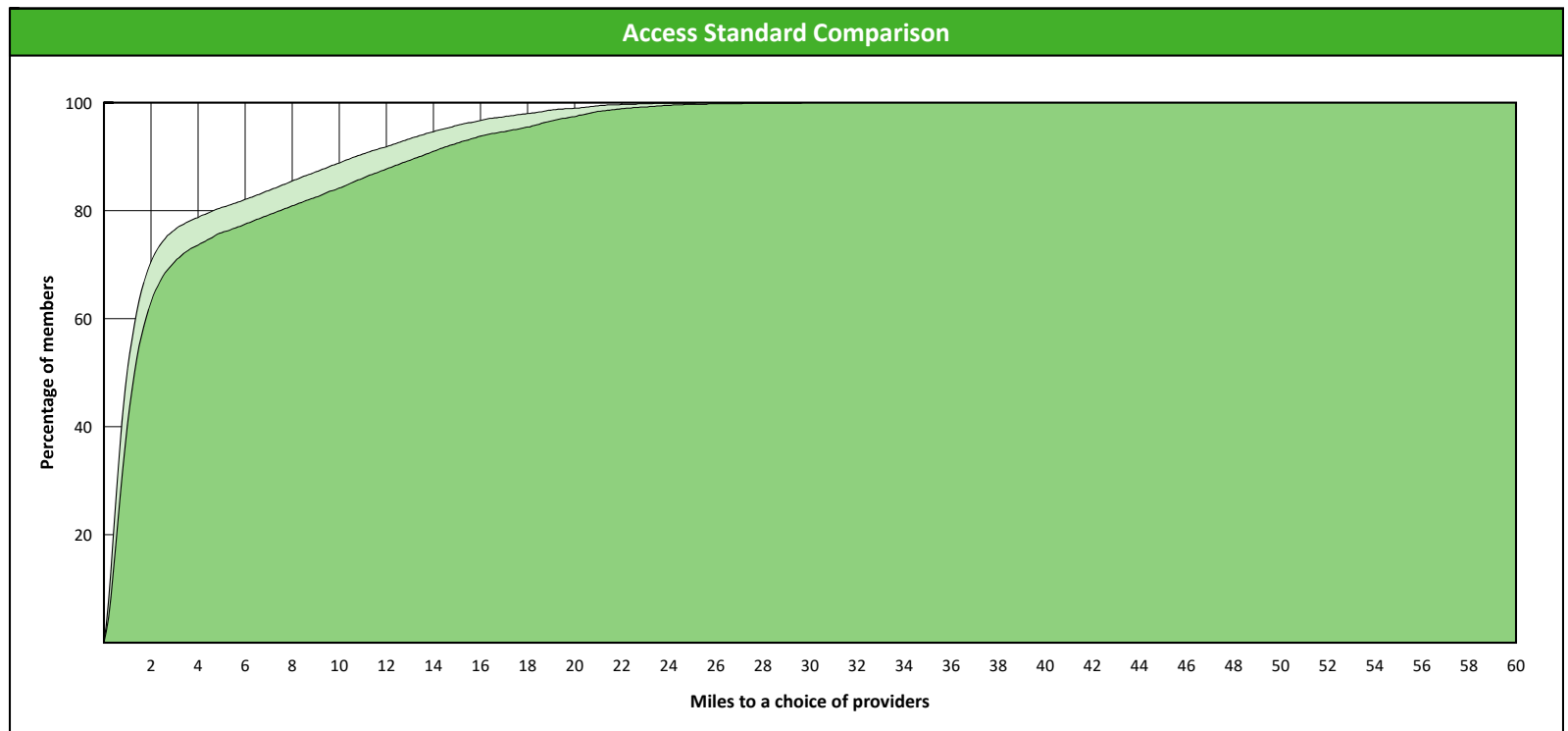
<sup>1</sup> The Access Standard is defined as (DWP Members) members accessing:

1 (DWP All Providers) provider in 60 miles and 60 minutes



### Distances/Times

	Average
Distance/Time to 1st closest provider	3.1 miles 3.5 mins
Distance/Time to 2nd closest provider	4.1 miles 4.5 mins



# Access Overview 60 Miles

October 12, 2020

**Access Analysis**

DWP Network

**Member / Provider Groups**

DWP Members

DWP General Practitioner


**Comparison Graph**

Percent of members with access to a choice of providers over miles

- 1st closest
- 2nd closest

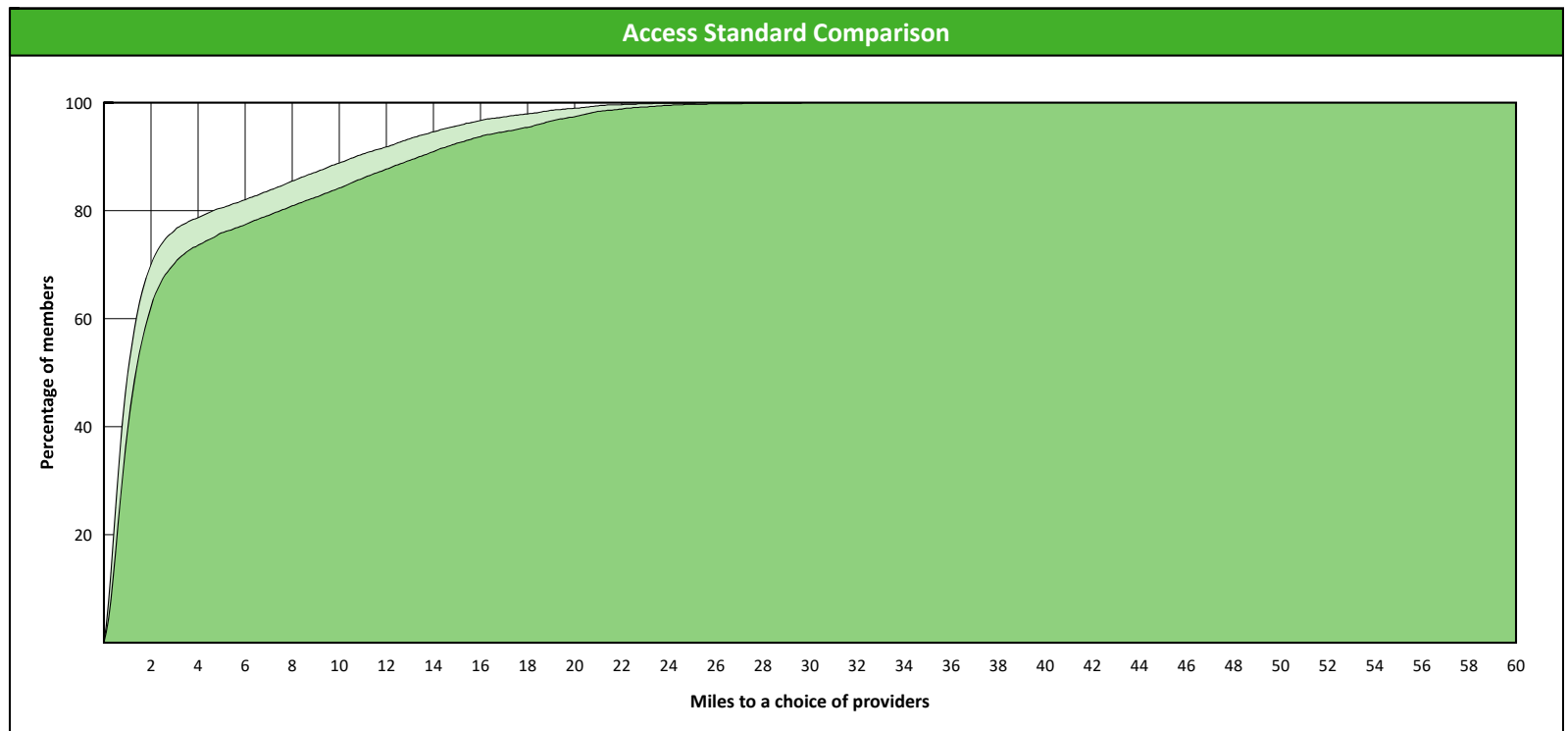
<sup>1</sup> The Access Standard is defined as (DWP Members) members accessing:

1 (DWP General Practitioner) provider in 60 miles and 60 minutes



### Distances/Times

	Average
Distance/Time to 1st closest provider	3.2 miles 3.5 mins
Distance/Time to 2nd closest provider	4.1 miles 4.6 mins



# Access Overview 60 Miles

October 12, 2020

**Access Analysis**

DWP Network

**Member / Provider Groups**

DWP Members

DWP Oral Surgeon


**Comparison Graph**

Percent of members with access to a choice of providers over miles

- 1st closest
- 2nd closest

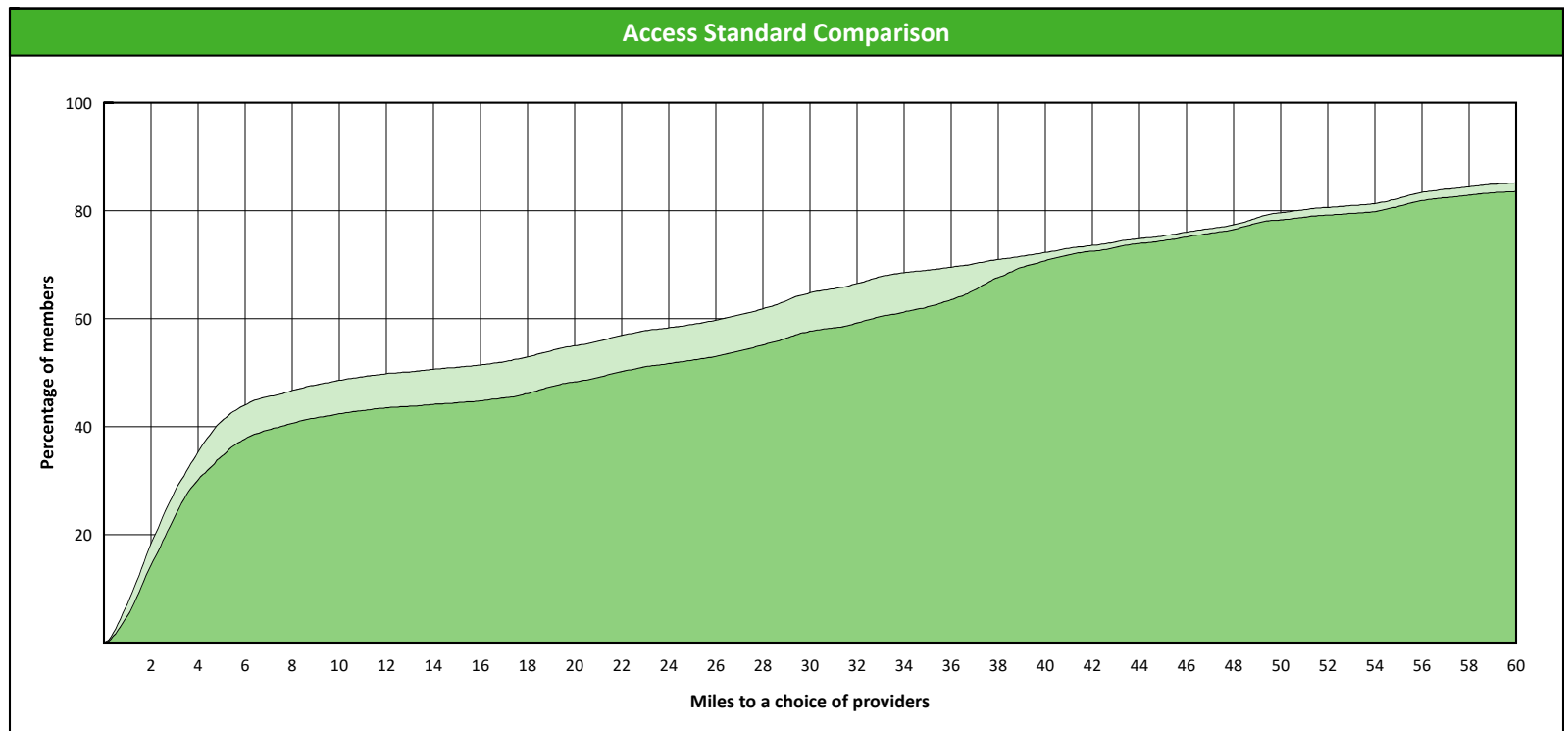
<sup>1</sup> The Access Standard is defined as (DWP Members) members accessing:

1 (DWP Oral Surgeon) provider in 60 miles and 60 minutes



### Distances/Times

	Average
Distance/Time to 1st closest provider	25.8 miles 30.3 mins
Distance/Time to 2nd closest provider	28.8 miles 34.1 mins



# Access Overview 60 Miles

October 12, 2020

**Access Analysis**

DWP Network

**Member / Provider Groups**

DWP Members

DWP Endodontist


**Comparison Graph**

Percent of members with access to a choice of providers over miles

- 1st closest
- 2nd closest

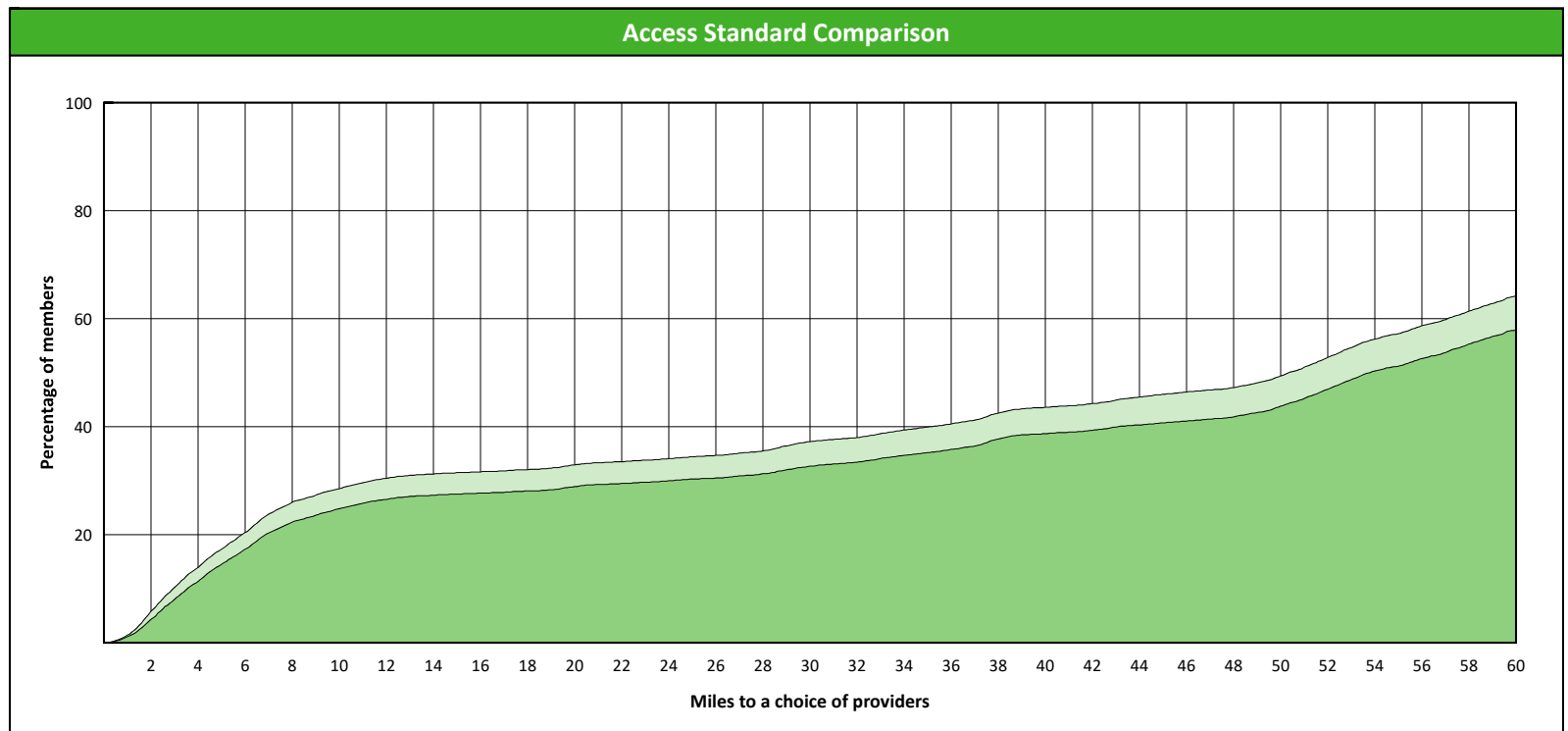
<sup>1</sup> The Access Standard is defined as (DWP Members) members accessing:

1 (DWP Endodontist) provider in 60 miles and 60 minutes



### Distances/Times

	Average
Distance/Time to 1st closest provider	45.1 miles 62.2 mins
Distance/Time to 2nd closest provider	56.2 miles 79.2 mins



# Access Overview 60 Miles

October 12, 2020

**Access Analysis**

DWP Network

**Member / Provider Groups**

DWP Members

DWP Orthodontist


**Comparison Graph**

Percent of members with access to a choice of providers over miles

- 1st closest
- 2nd closest

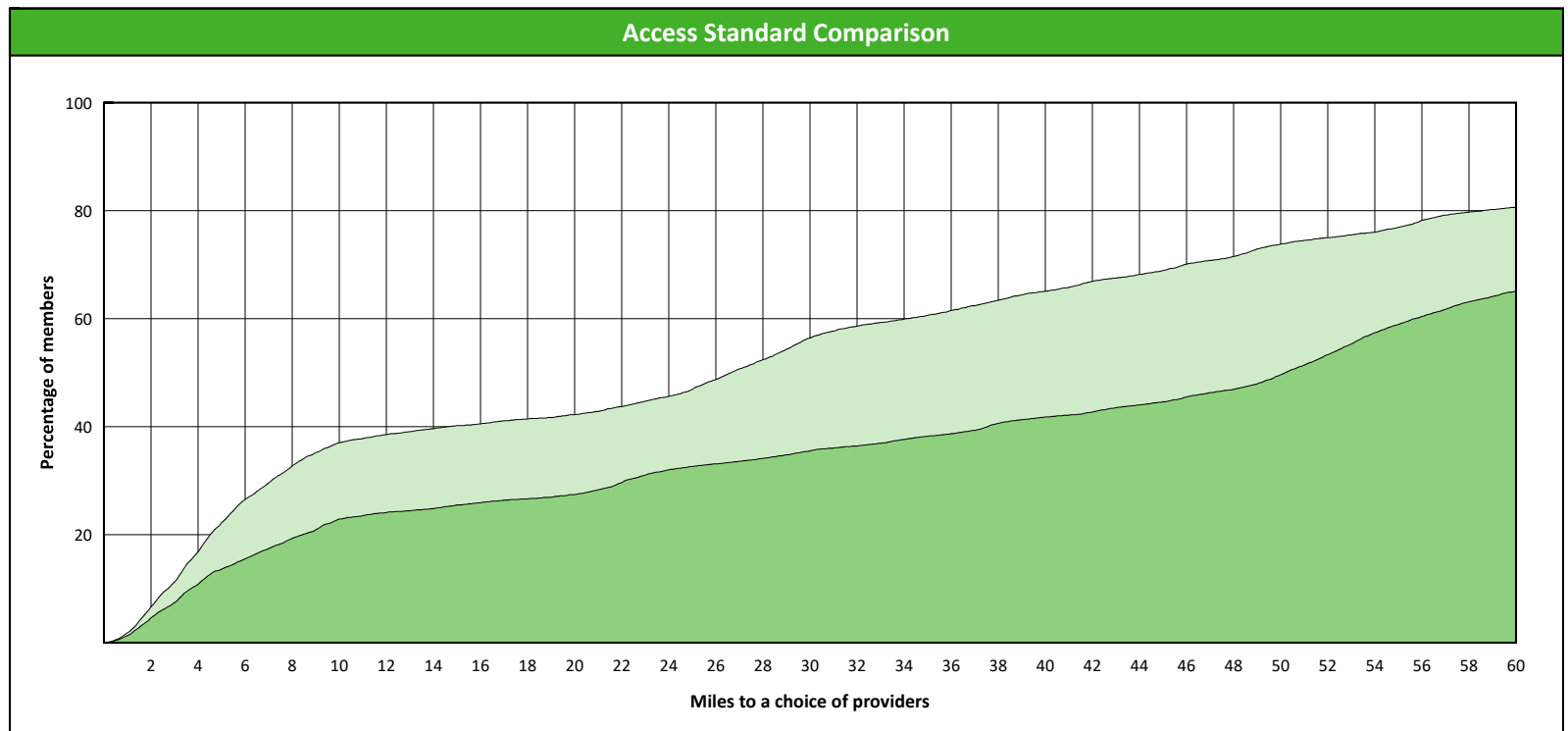
<sup>1</sup> The Access Standard is defined as (DWP Members) members accessing:

1 (DWP Orthodontist) provider in 60 miles and 60 minutes



### Distances/Times

	Average
Distance/Time to 1st closest provider	31.1 miles 39.2 mins
Distance/Time to 2nd closest provider	43.6 miles 55.1 mins



# Access Overview 60 Miles

October 12, 2020

**Access Analysis**

DWP Network

**Member / Provider Groups**

DWP Members

DWP Periodontist


**Comparison Graph**

Percent of members with access to a choice of providers over miles

- 1st closest
- 2nd closest

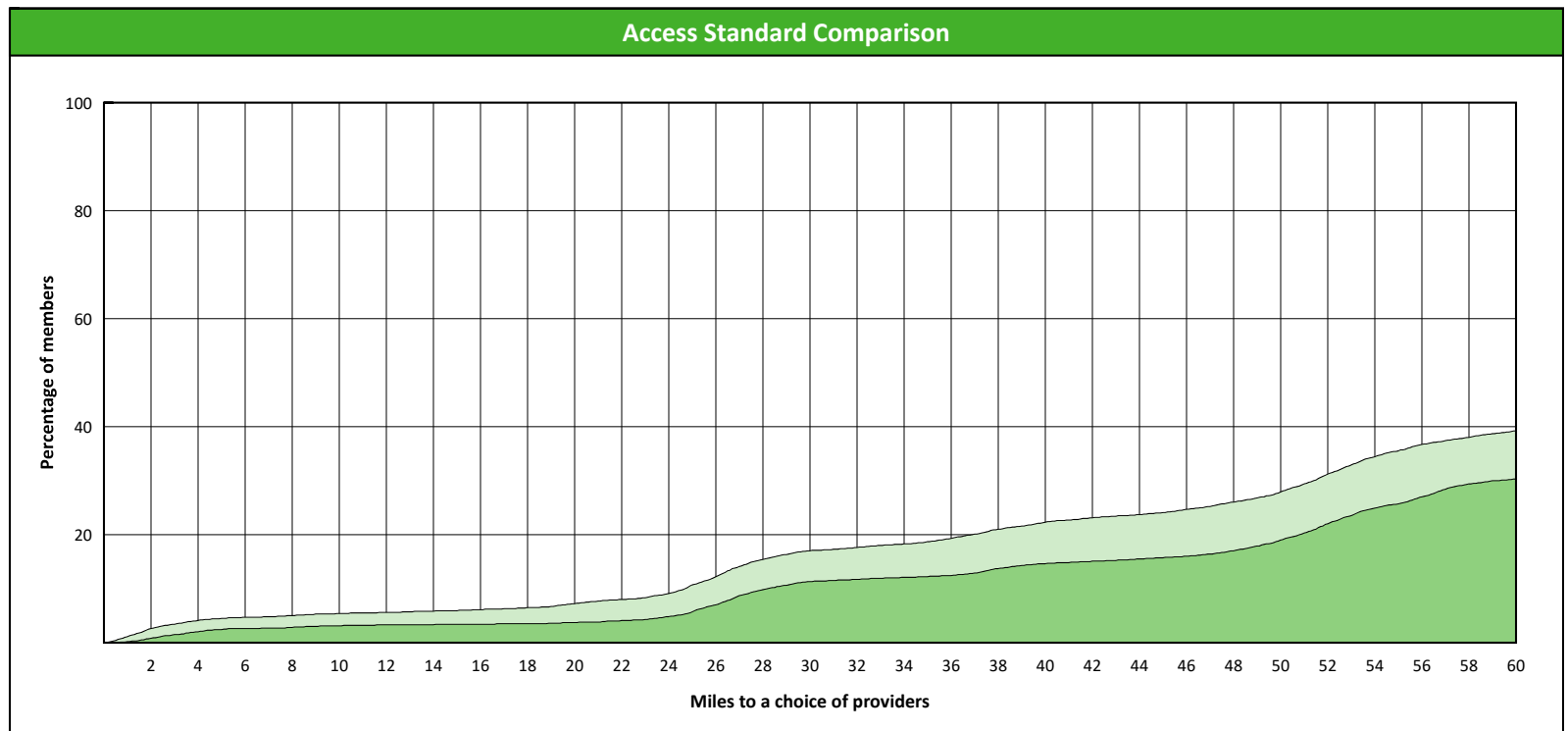
<sup>1</sup> The Access Standard is defined as (DWP Members) members accessing:

1 (DWP Periodontist) provider in 60 miles and 60 minutes



### Distances/Times

	Average
Distance/Time to 1st closest provider	61.2 miles 78.2 mins
Distance/Time to 2nd closest provider	70.9 miles 90.4 mins



# Access Overview 60 Miles

October 12, 2020

**Access Analysis**

DWP Network

**Member / Provider Groups**

DWP Members


DWP Prosthodontist

**Comparison Graph**

Percent of members with access to a choice of providers over miles

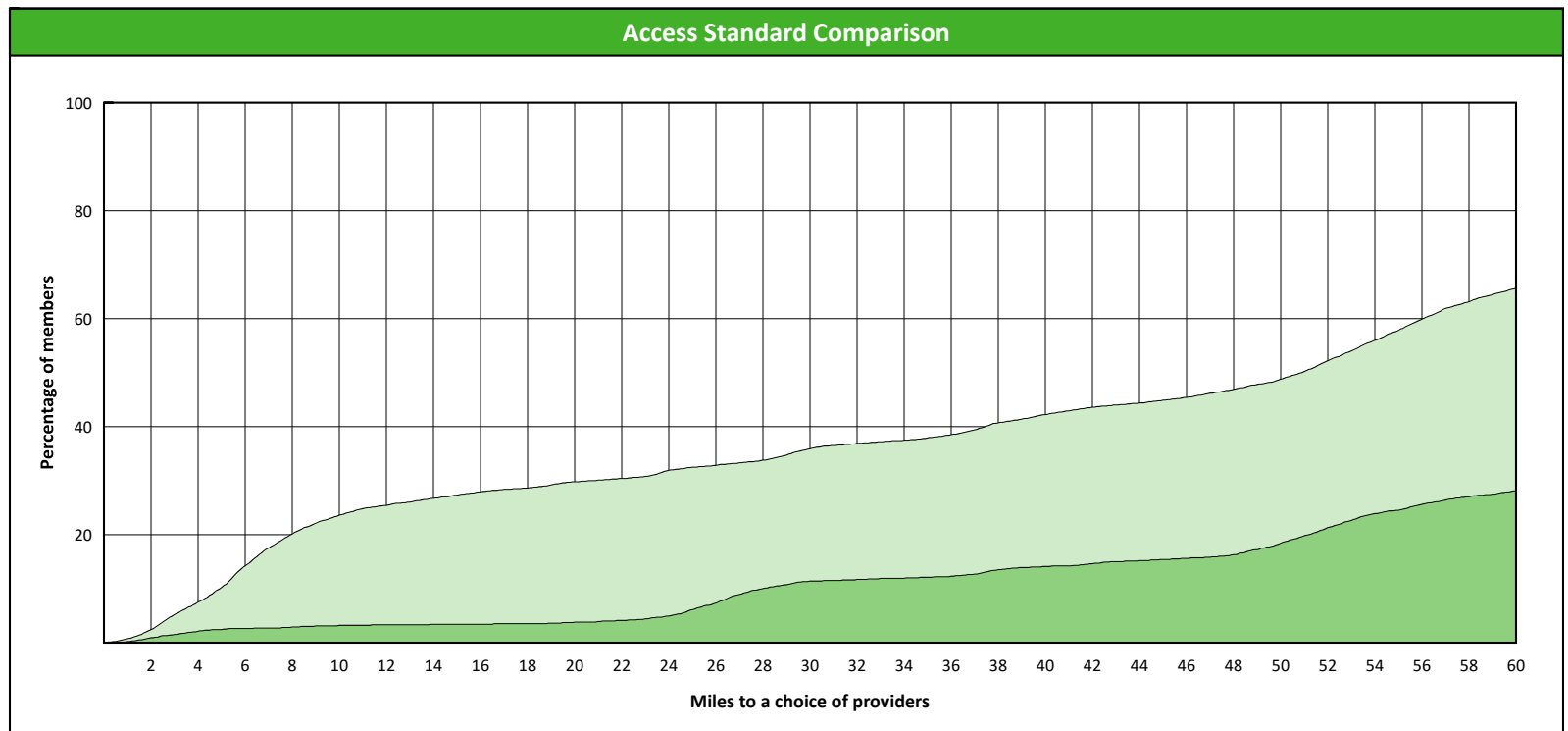
- 1st closest
- 2nd closest

<sup>1</sup> The Access Standard is defined as (DWP Members) members accessing:  
1 (DWP Prosthodontist) provider in 60 miles and 60 minutes



### Distances/Times

	Average
Distance/Time to 1st closest provider	49.4 miles 61.5 mins
Distance/Time to 2nd closest provider	78.7 miles 99.6 mins





# Access Overview 90 Miles

October 12, 2020

**Access Analysis**

DWP Network

**Member / Provider Groups**

DWP Members

DWP All Providers

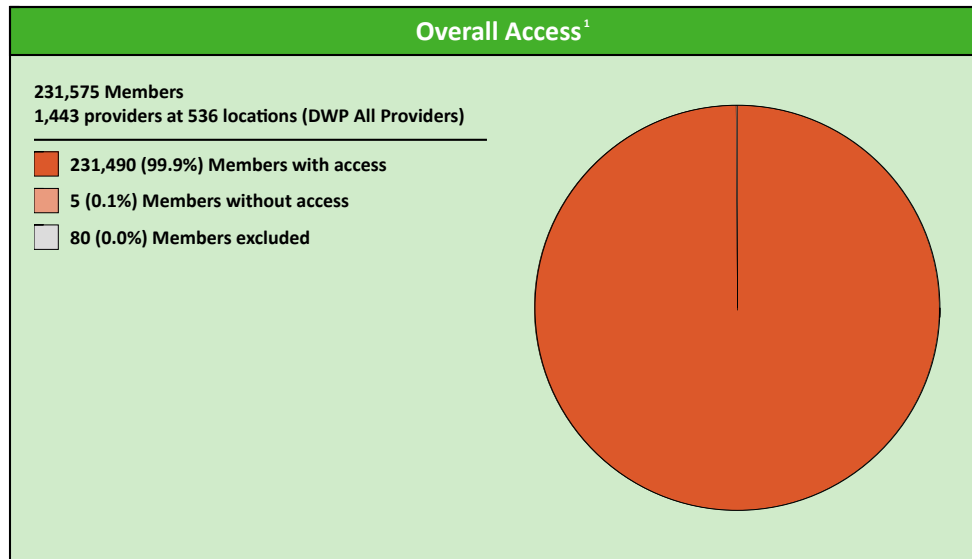
**Comparison Graph**

Percent of members with access to a choice of providers over miles

- 1st closest
- 2nd closest

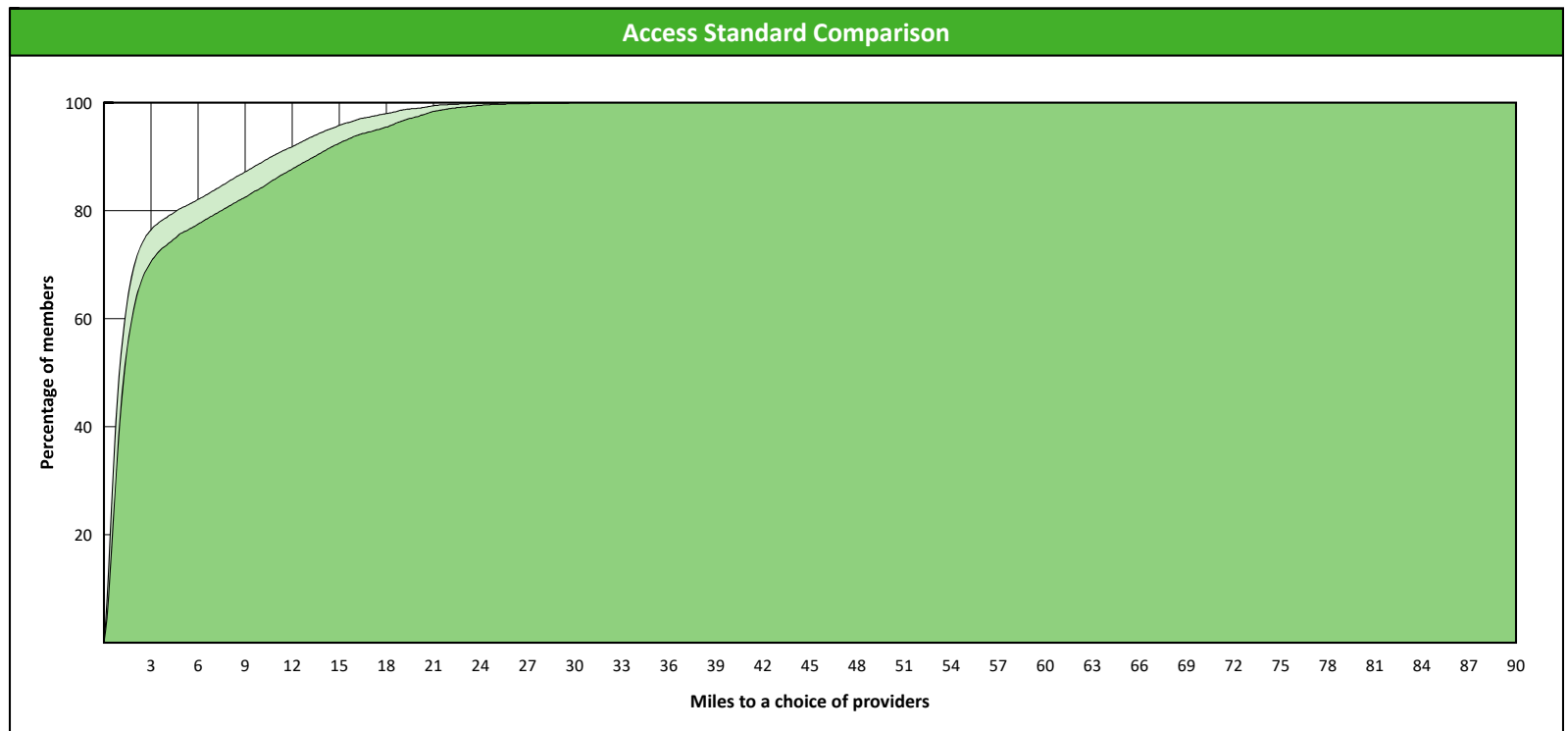
<sup>1</sup> The Access Standard is defined as (DWP Members) members accessing:

1 (DWP All Providers) provider in 90 miles and 90 minutes



### Distances/Times

	Average
Distance/Time to 1st closest provider	3.1 miles 3.5 mins
Distance/Time to 2nd closest provider	4.1 miles 4.5 mins



# Access Overview 90 Miles

October 12, 2020

**Access Analysis**

DWP Network

**Member / Provider Groups**

DWP Members

DWP General Practitioner


**Comparison Graph**

Percent of members with access to a choice of providers over miles

- 1st closest
- 2nd closest

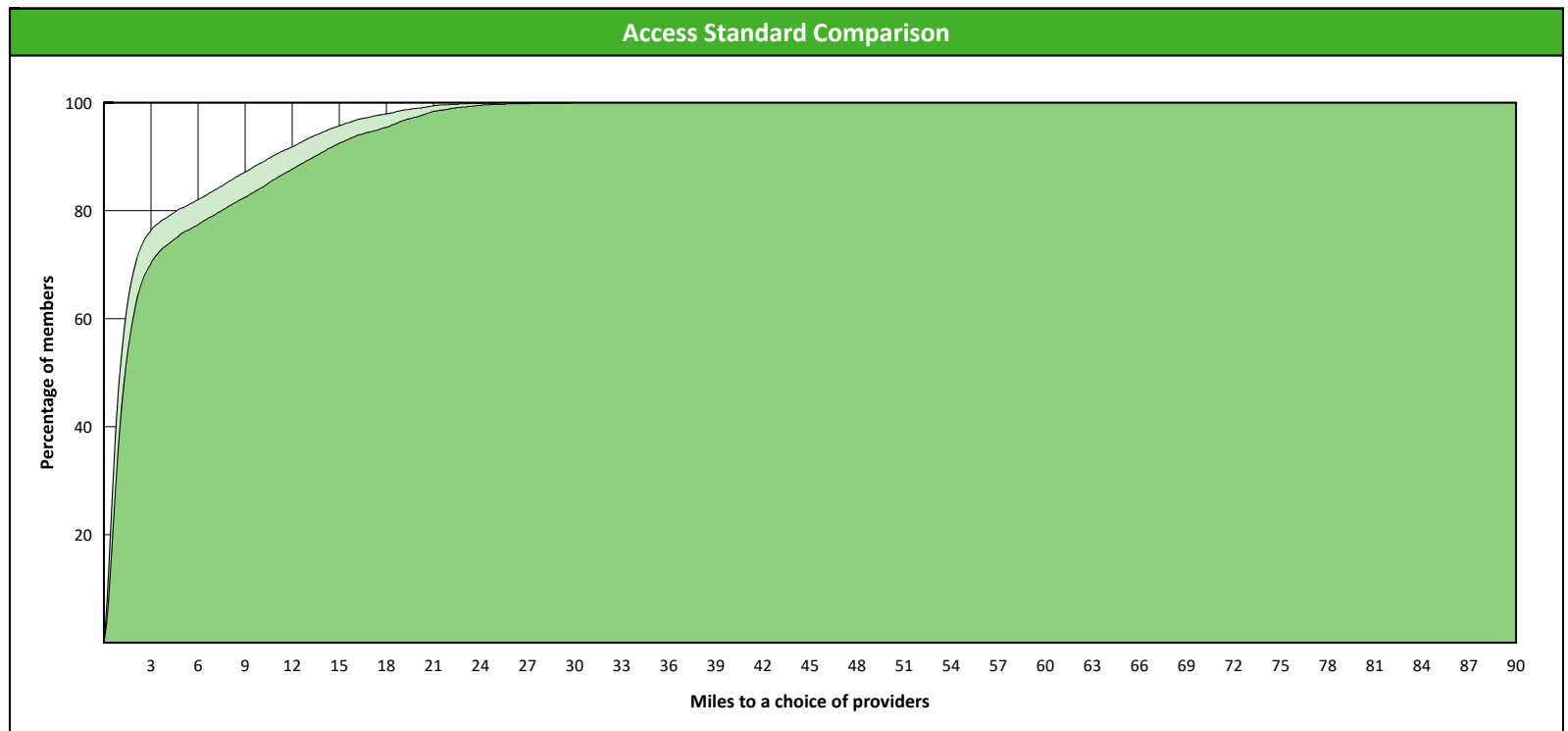
<sup>1</sup> The Access Standard is defined as (DWP Members) members accessing:

1 (DWP General Practitioner) provider in 90 miles and 90 minutes



### Distances/Times

	Average
Distance/Time to 1st closest provider	3.2 miles 3.5 mins
Distance/Time to 2nd closest provider	4.1 miles 4.6 mins



# Access Overview 90 Miles

October 12, 2020

**Access Analysis**

DWP Network

**Member / Provider Groups**

DWP Members

DWP Oral Surgeon


**Comparison Graph**

Percent of members with access to a choice of providers over miles

- 1st closest
- 2nd closest

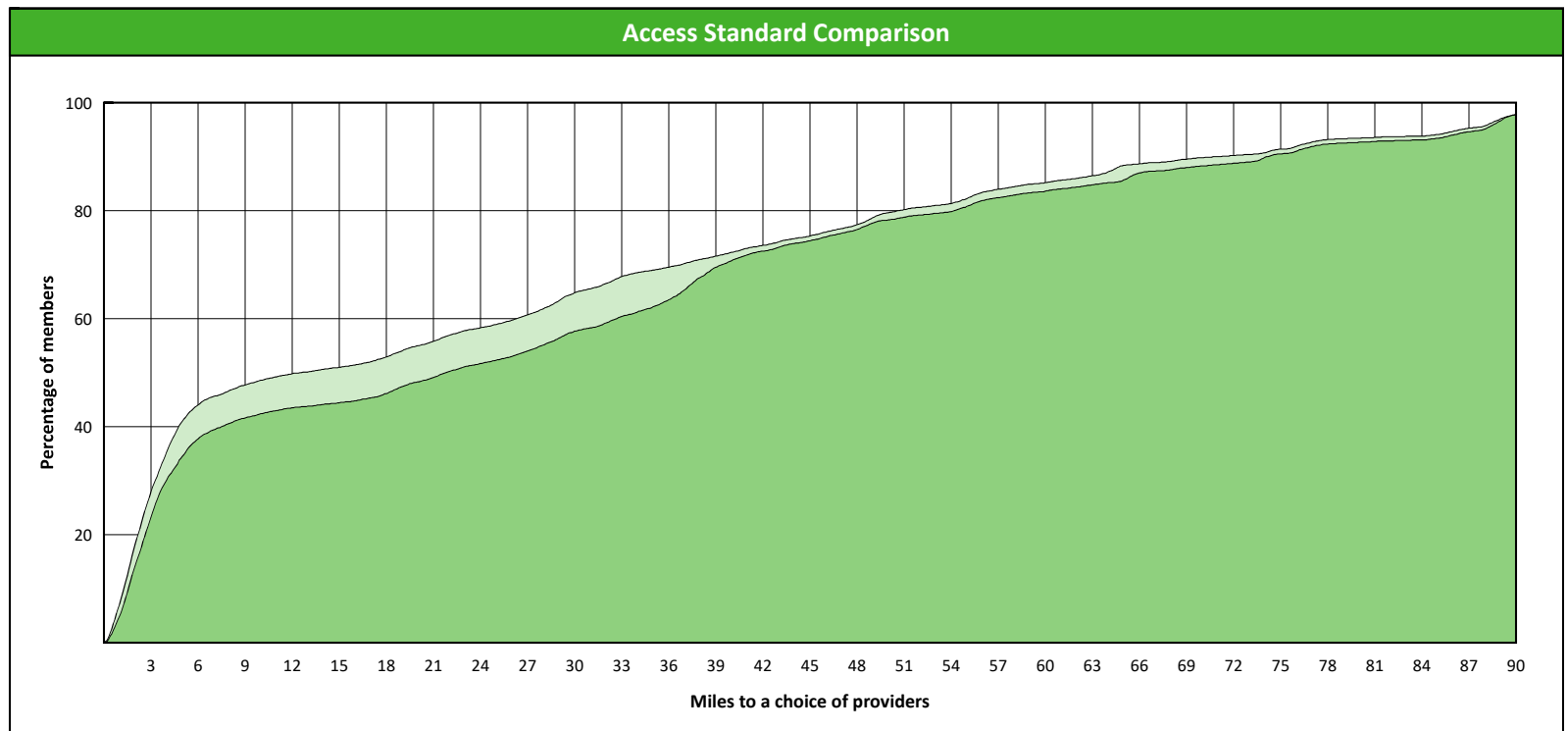
<sup>1</sup> The Access Standard is defined as (DWP Members) members accessing:

1 (DWP Oral Surgeon) provider in 90 miles and 90 minutes



### Distances/Times

	Average
Distance/Time to 1st closest provider	25.8 miles 30.3 mins
Distance/Time to 2nd closest provider	28.8 miles 34.1 mins



# Access Overview 90 Miles

October 12, 2020

**Access Analysis**

DWP Network

**Member / Provider Groups**

DWP Members

DWP Endodontist

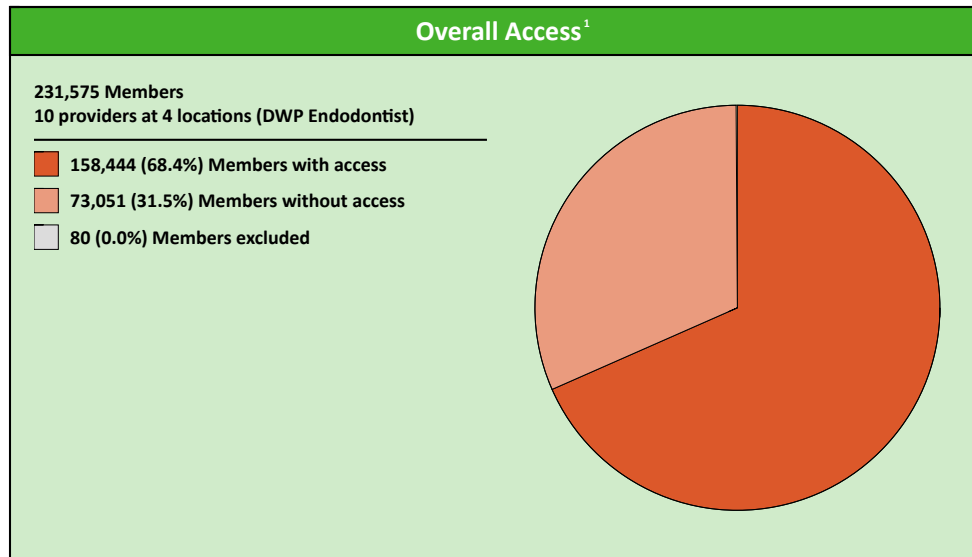
**Comparison Graph**

Percent of members with access to a choice of providers over miles

- 1st closest
- 2nd closest

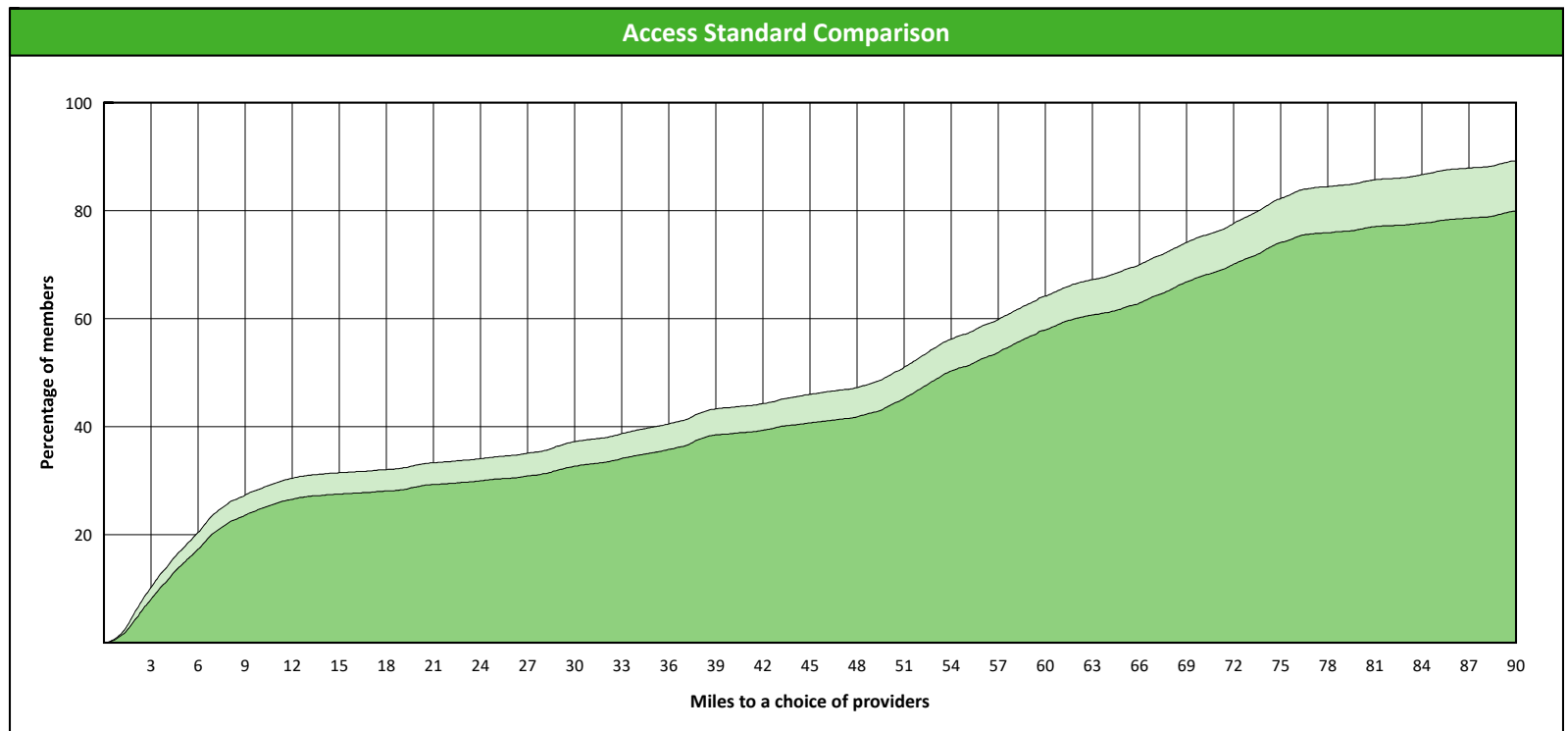
<sup>1</sup> The Access Standard is defined as (DWP Members) members accessing:

1 (DWP Endodontist) provider in 90 miles and 90 minutes



### Distances/Times

	Average
Distance/Time to 1st closest provider	45.1 miles 62.2 mins
Distance/Time to 2nd closest provider	56.2 miles 79.2 mins



# Access Overview 90 Miles

October 12, 2020

**Access Analysis**

DWP Network

**Member / Provider Groups**

DWP Members

DWP Orthodontist


**Comparison Graph**

Percent of members with access to a choice of providers over miles

- 1st closest
- 2nd closest

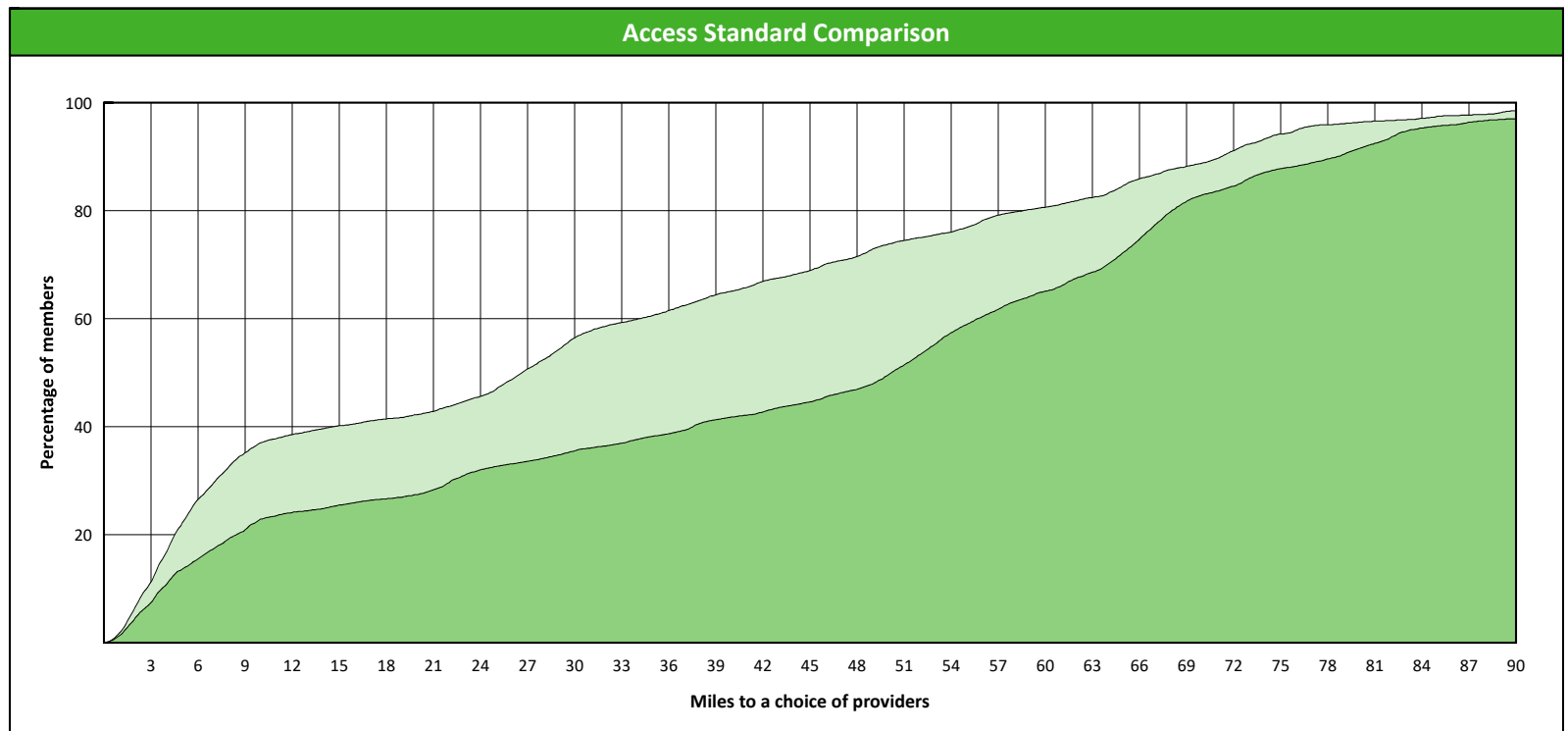
<sup>1</sup> The Access Standard is defined as (DWP Members) members accessing:

1 (DWP Orthodontist) provider in 90 miles and 90 minutes



### Distances/Times

	Average
Distance/Time to 1st closest provider	31.1 miles 39.2 mins
Distance/Time to 2nd closest provider	43.6 miles 55.1 mins



# Access Overview 90 Miles

October 12, 2020

**Access Analysis**

DWP Network

**Member / Provider Groups**

DWP Members

DWP Periodontist

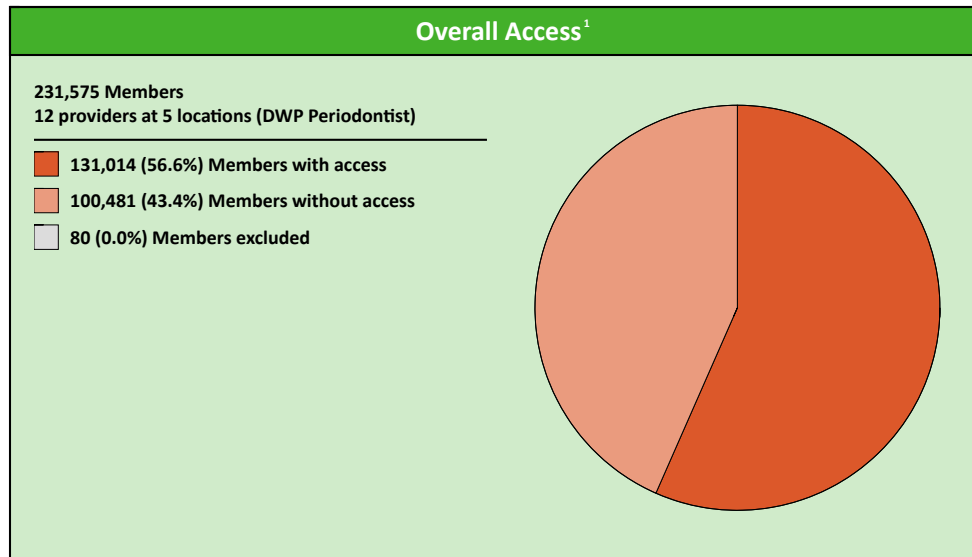
**Comparison Graph**

Percent of members with access to a choice of providers over miles

- 1st closest
- 2nd closest

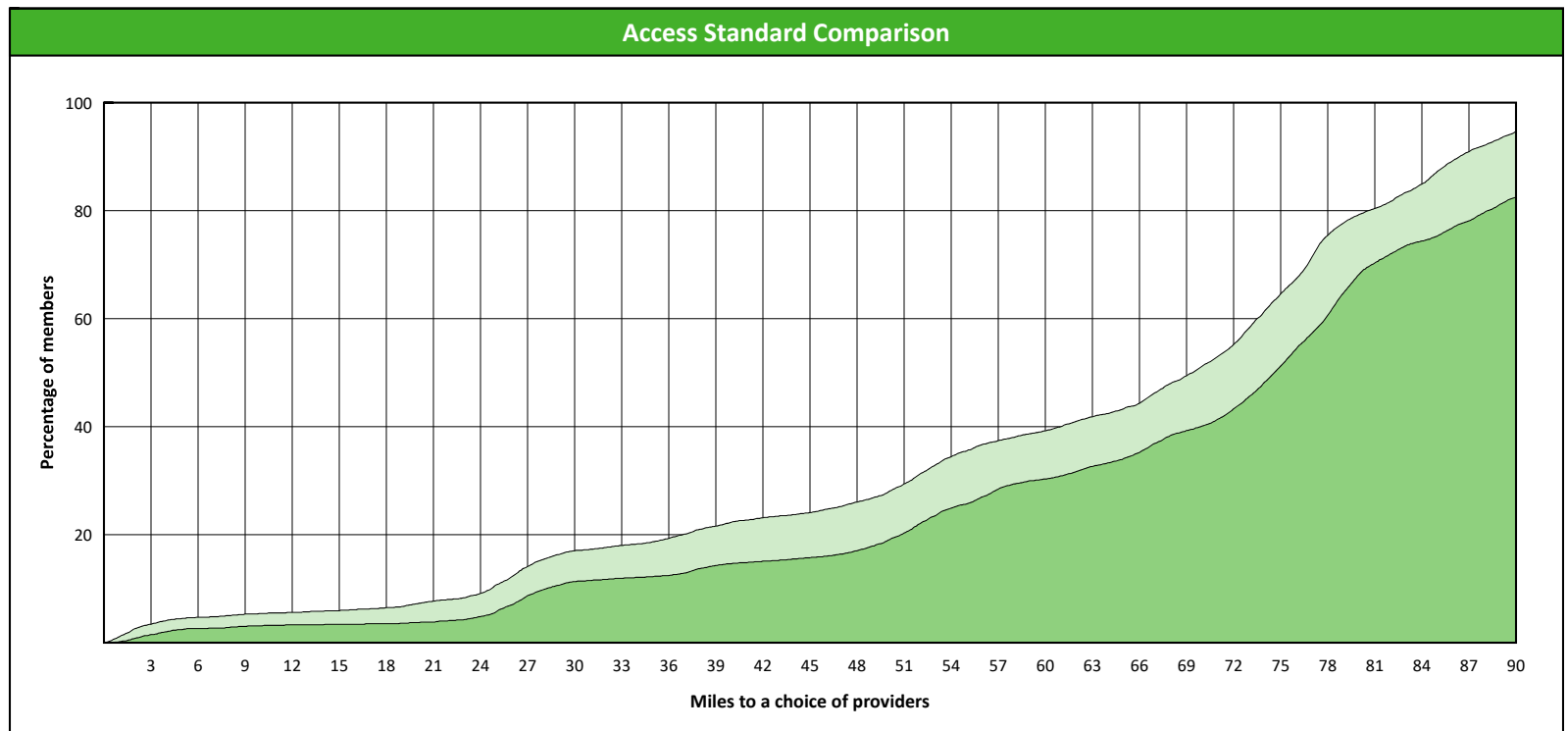
<sup>1</sup> The Access Standard is defined as (DWP Members) members accessing:

1 (DWP Periodontist) provider in 90 miles and 90 minutes



### Distances/Times

	Average
Distance/Time to 1st closest provider	61.2 miles 78.2 mins
Distance/Time to 2nd closest provider	70.9 miles 90.4 mins



# Access Overview 90 Miles

October 12, 2020

**Access Analysis**

DWP Network

**Member / Provider Groups**

DWP Members


DWP Prosthodontist

**Comparison Graph**

Percent of members with access to a choice of providers over miles

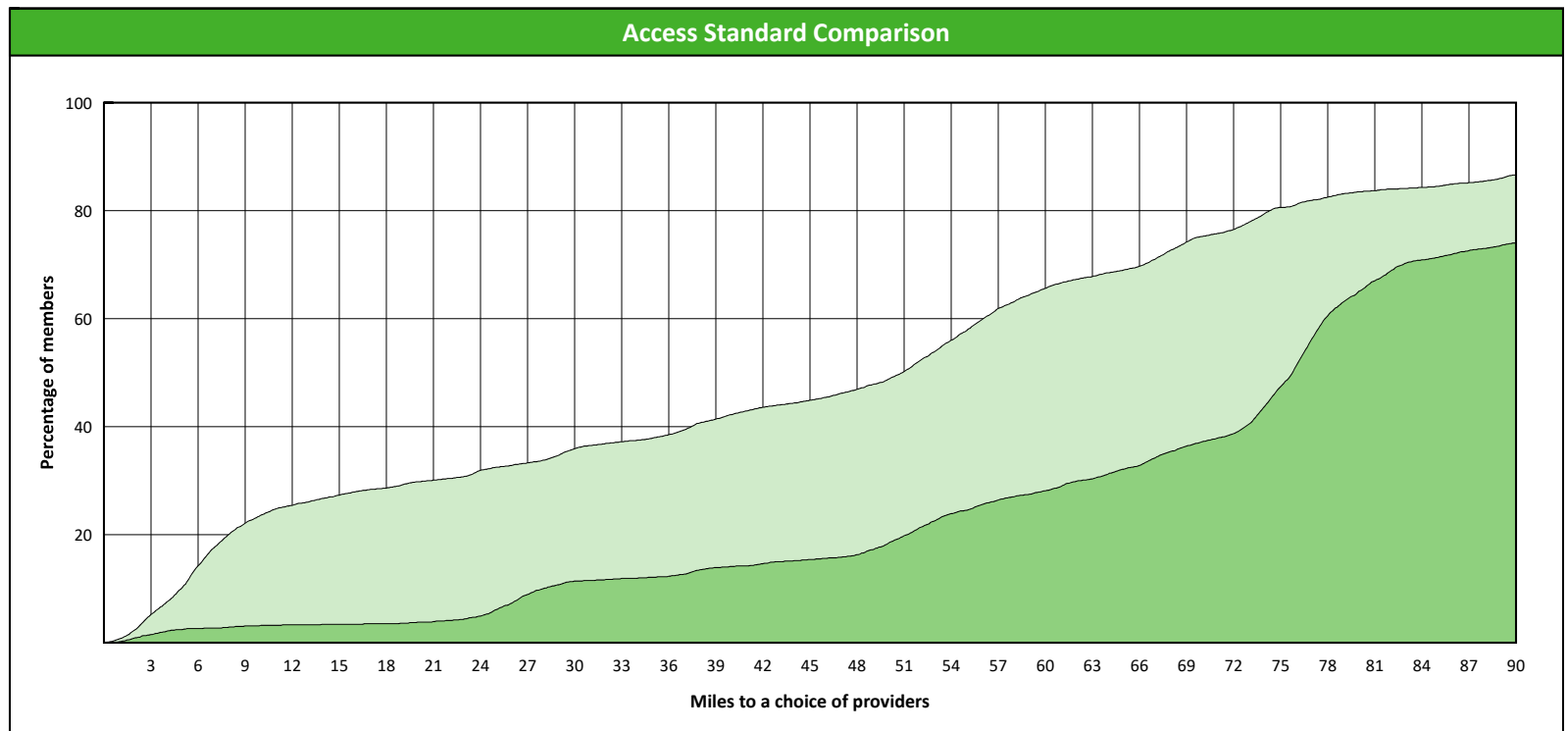
- 1st closest
- 2nd closest

<sup>1</sup> The Access Standard is defined as (DWP Members) members accessing:  
1 (DWP Prosthodontist) provider in 90 miles and 90 minutes



### Distances/Times

	Average
Distance/Time to 1st closest provider	49.4 miles 61.5 mins
Distance/Time to 2nd closest provider	78.7 miles 99.6 mins



# DWP General Practitioner Access Map

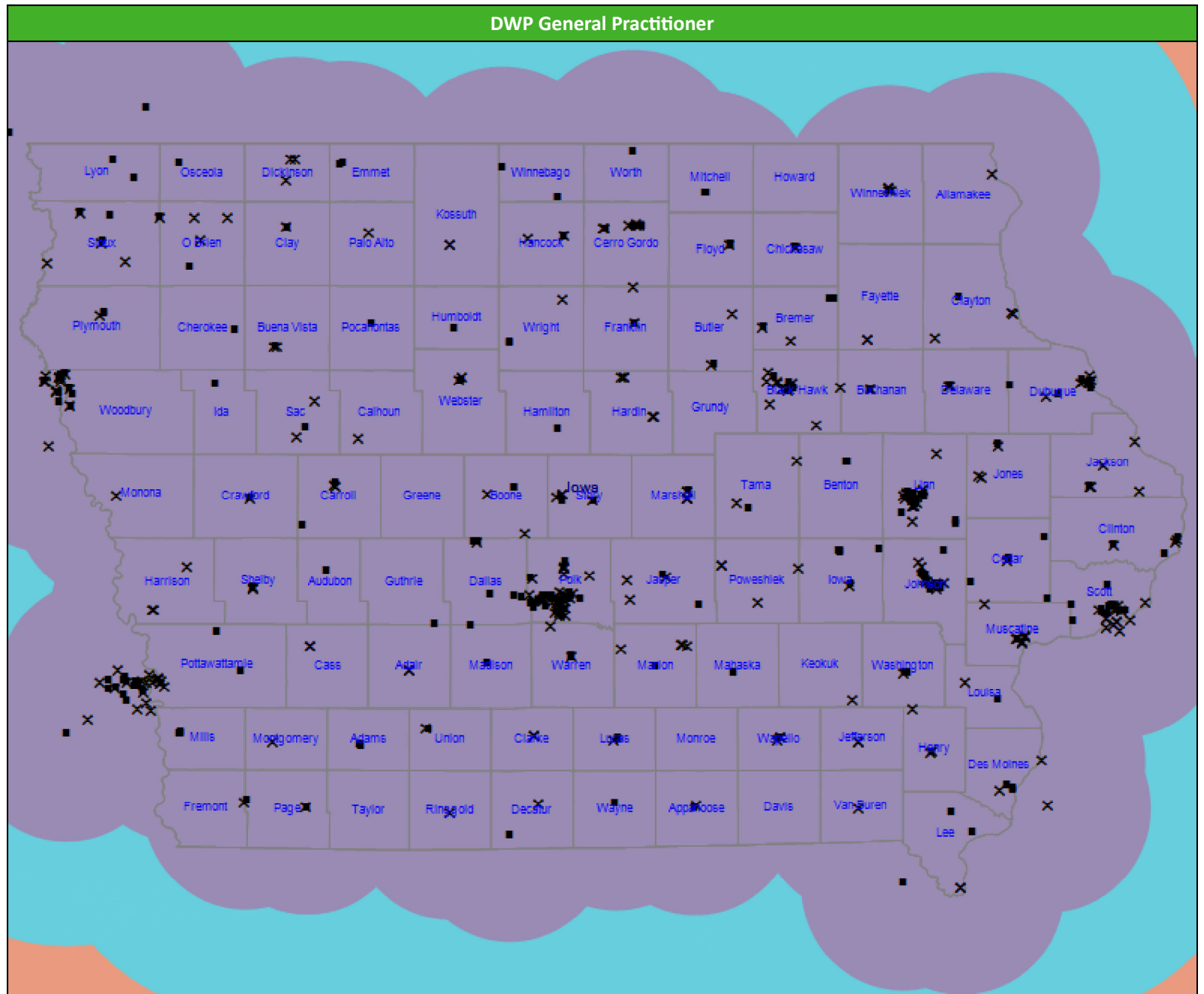
October 12, 2020

## DWP General Practitioner

1,233 providers at 505 locations

- Single providers (228)
- × Multiple providers (277)
- 30 mile radius
- 60 mile radius
- 90 mile radius

41.42 miles





# DWP Oral Surgeon Access Map

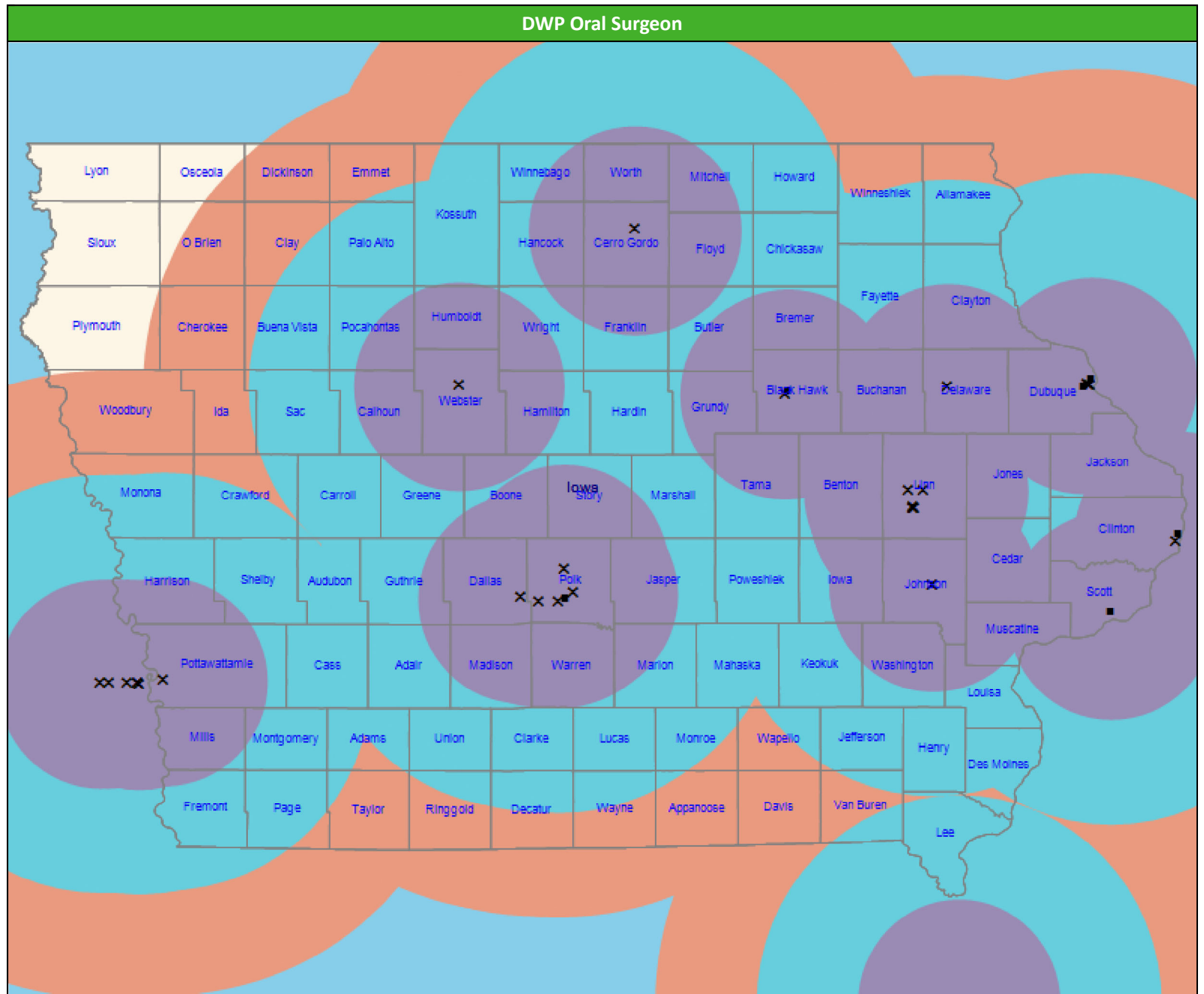
October 12, 2020

## DWP Oral Surgeon

150 providers at 34 locations

- Single providers (7)
- ✕ Multiple providers (27)
- 30 mile radius
- 60 mile radius
- 90 mile radius

41.42 miles



# DWP Endodontist Access Map

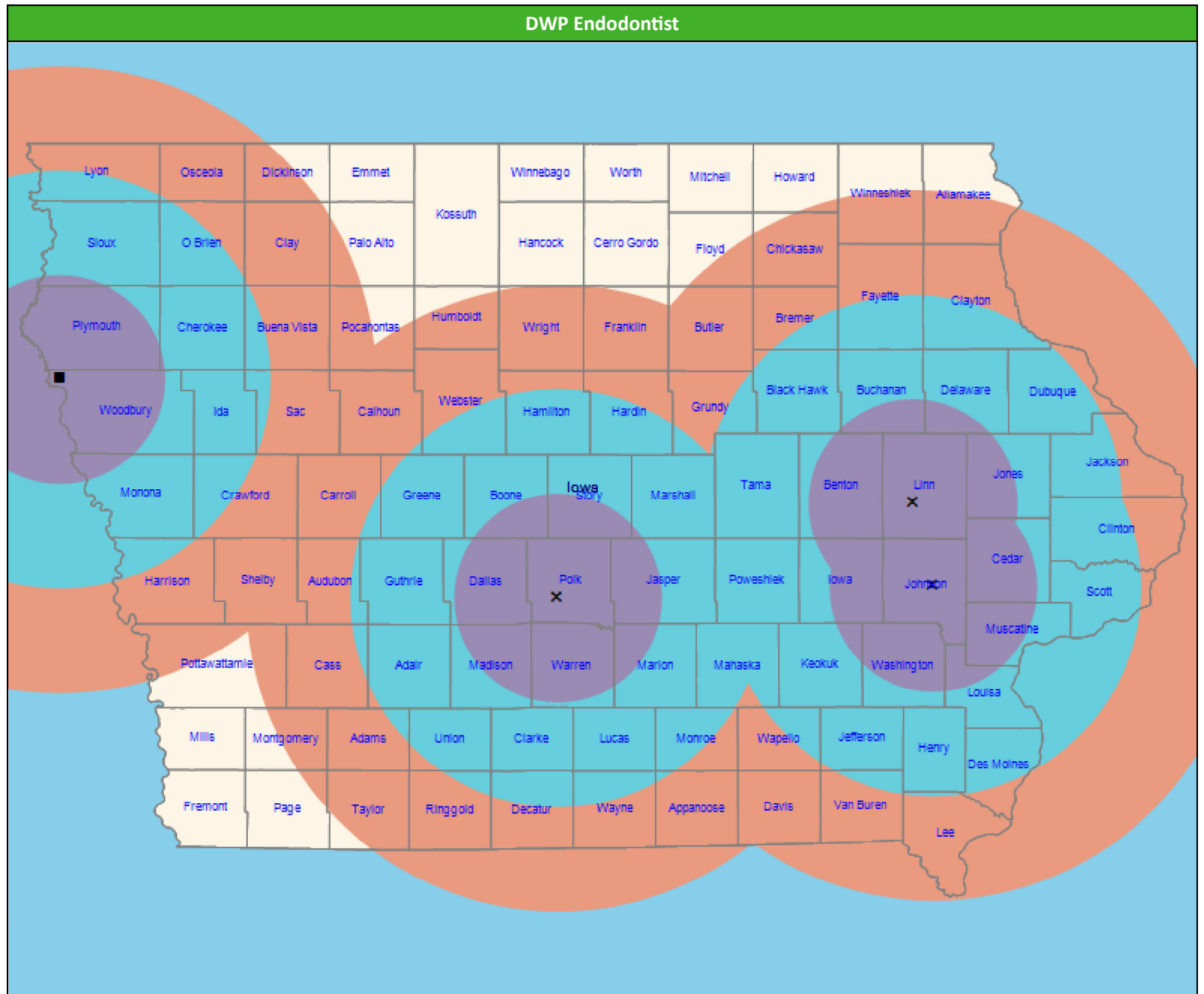
October 12, 2020

## DWP Endodontist

10 providers at 4 locations

- Single providers (1)
- ✕ Multiple providers (3)
- 30 mile radius
- 60 mile radius
- 90 mile radius

41.42 miles



# DWP Periodontist Access Map

October 12, 2020

## DWP Periodontist

12 providers at 5 locations

- Single providers (4)
- ✕ Multiple providers (1)
- 30 mile radius
- 60 mile radius
- 90 mile radius

41.42 miles



# DWP Prosthodontist Access Map

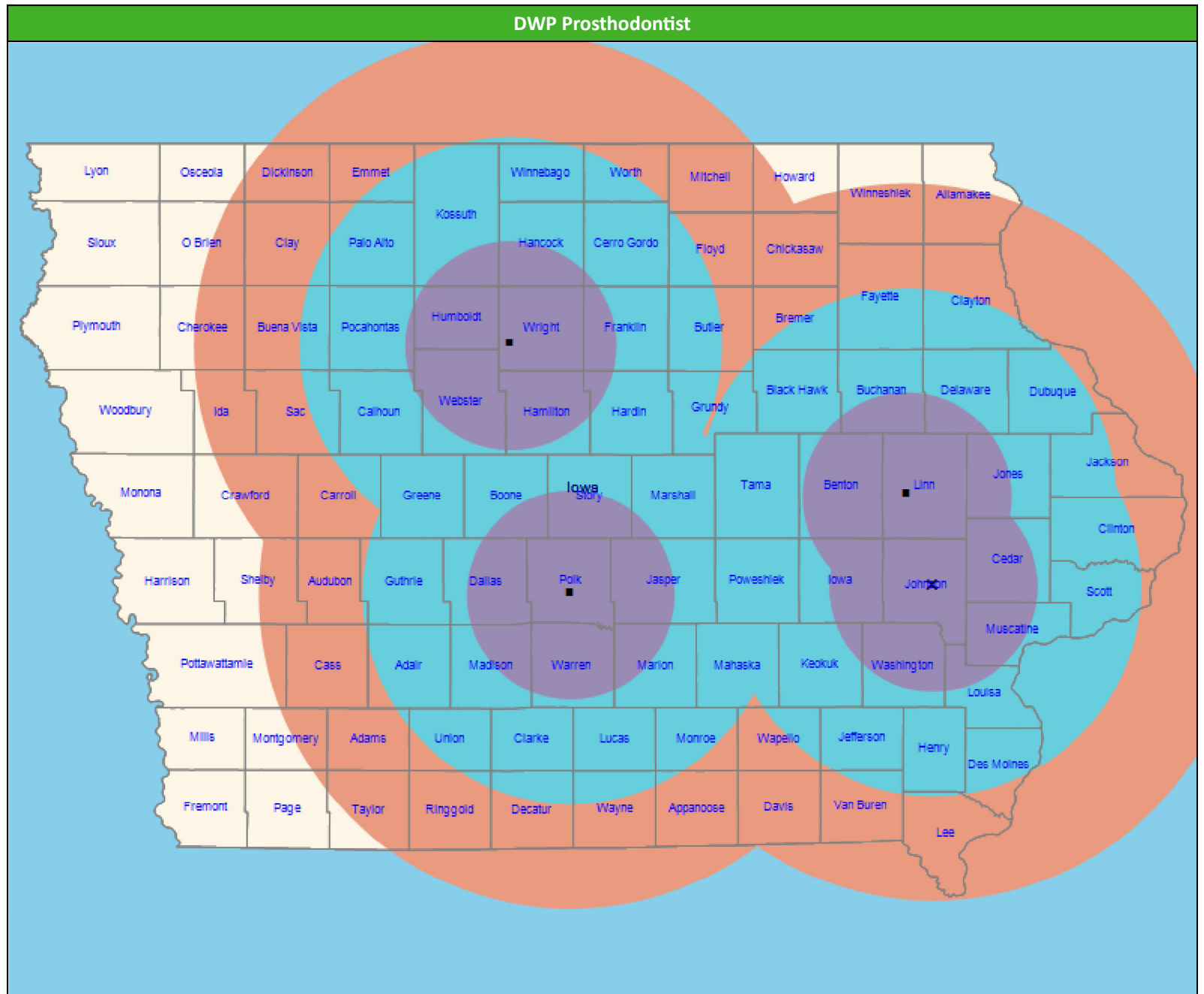
October 12, 2020

## DWP Prosthodontist

20 providers at 5 locations

- Single providers (3)
- × Multiple providers (2)
- 30 mile radius
- 60 mile radius
- 90 mile radius

41.42 miles



# DWP Orthodontist Access Map

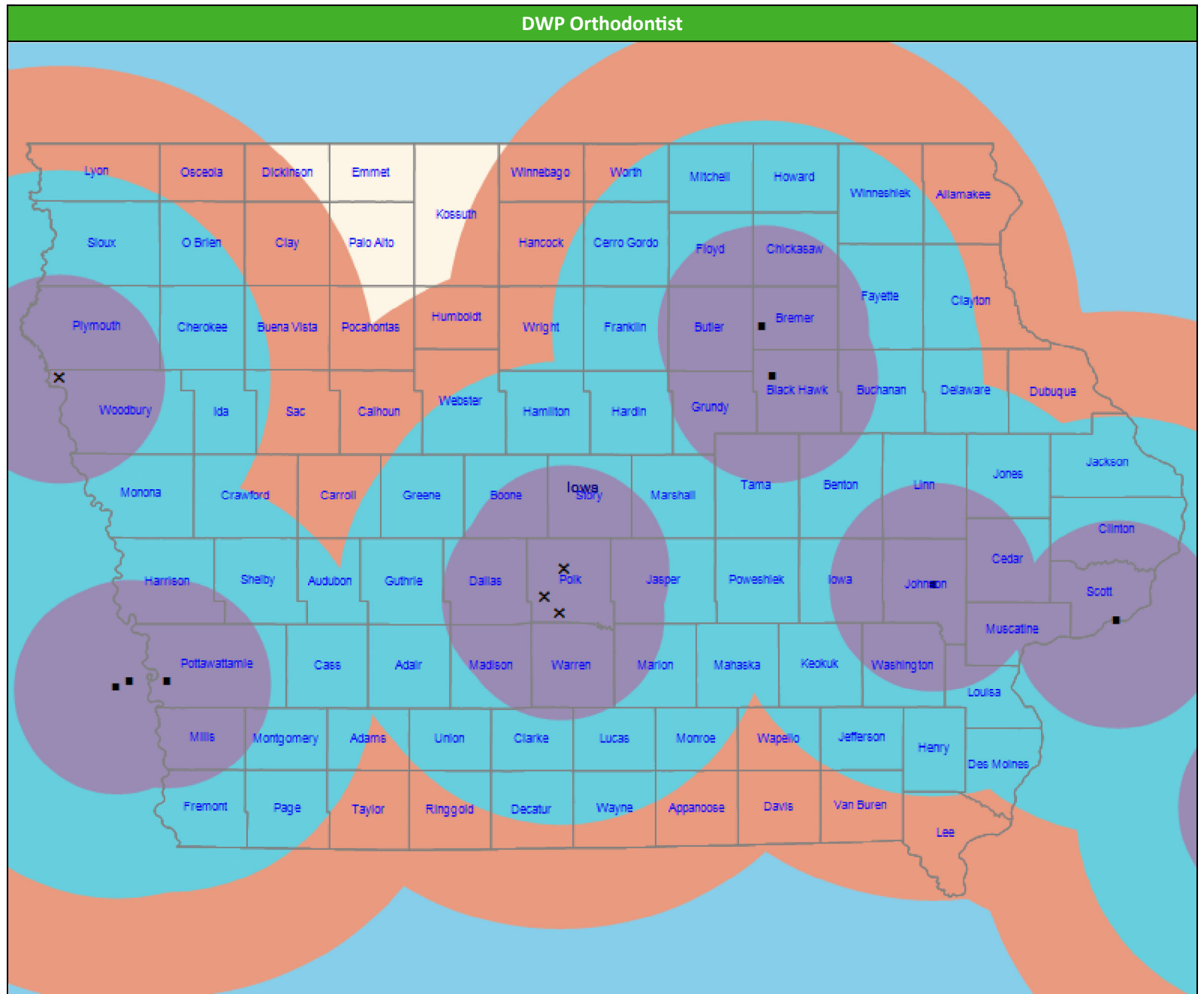
October 12, 2020

## DWP Orthodontist

18 providers at 12 locations

- Single providers (8)
- ✕ Multiple providers (4)
- 30 mile radius
- 60 mile radius
- 90 mile radius

41.42 miles



### Access Summary By State

October 12, 2020

**Access Analysis**

DWP Network

**Member Group**

DWP Members

**Provider Group**

- DWP All Providers
- DWP General Practitioner
- DWP Oral Surgeon
- DWP Endodontist
- DWP Orthodontist
- DWP Periodontist
- DWP Prosthodontist

<sup>1</sup> Provider counts represent:

- P: Unique providers
- L: Unique provider locations

\*\* These records have been excluded from the analysis because of invalid zip codes.

All Members												
Member		Provider		With Access		Without Access		Counts <sup>1</sup>		Average Distance		Average Time
Group	#	Group	Standard	#	%	#	%	P	L	1	2	1
DWP Members	231,495	DWP All Providers	1 in 30 miles and 3...	231,443	99.9	52	0.1	1,443	536	3.1	4.1	3.5
		DWP General Pr...	1 in 30 miles and 3...	231,443	99.9	52	0.1	1,233	505	3.2	4.1	3.5
		DWP General Pr...	1 in 60 miles and 6...	231,490	99.9	5	0.1	1,233	505	3.2	4.1	3.5
		DWP General Pr...	1 in 90 miles and 9...	231,490	99.9	5	0.1	1,233	505	3.2	4.1	3.5
		DWP Oral Surgeon	1 in 30 miles and 3...	139,344	60.2	92,151	39.8	150	34	25.8	28.8	30.3
		DWP Oral Surgeon	1 in 60 miles and 6...	186,850	80.7	44,645	19.3	150	34	25.8	28.8	30.3
		DWP Oral Surgeon	1 in 90 miles and 9...	212,923	92.0	18,572	8.0	150	34	25.8	28.8	30.3
		DWP Endodontist	1 in 30 miles and 3...	78,101	33.7	153,394	66.3	10	4	45.1	56.2	62.2
		DWP Endodontist	1 in 60 miles and 6...	105,041	45.4	126,454	54.6	10	4	45.1	56.2	62.2
		DWP Endodontist	1 in 90 miles and 9...	158,444	68.4	73,051	31.6	10	4	45.1	56.2	62.2
		DWP Orthodontist	1 in 30 miles and 3...	105,008	45.4	126,487	54.6	18	12	31.1	43.6	39.2
		DWP Orthodontist	1 in 60 miles and 6...	168,913	73.0	62,582	27.0	18	12	31.1	43.6	39.2
		DWP Orthodontist	1 in 90 miles and 9...	208,204	89.9	23,291	10.1	18	12	31.1	43.6	39.2
		DWP Periodontist	1 in 30 miles and 3...	21,467	9.3	210,028	90.7	12	5	61.2	70.9	78.2
		DWP Periodontist	1 in 60 miles and 6...	63,932	27.6	167,563	72.4	12	5	61.2	70.9	78.2
		DWP Periodontist	1 in 90 miles and 9...	131,014	56.6	100,481	43.4	12	5	61.2	70.9	78.2
		DWP Prosthodo...	1 in 30 miles and 3...	75,499	32.6	155,996	67.4	20	5	49.4	78.7	61.5
		DWP Prosthodo...	1 in 60 miles and 6...	110,861	47.9	120,634	52.1	20	5	49.4	78.7	61.5
		DWP Prosthodo...	1 in 90 miles and 9...	169,597	73.3	61,898	26.7	20	5	49.4	78.7	61.5

Key Geographic Areas										
State Name	Member	Provider		With Access		Without Access		Average Distance		Average Time
	#	Group	Standard	#	%	#	%	1	2	1
Iowa	231,486	DWP General Practitioner	1 in 60 miles and 60 mins	231,486	100.0	0	0.0	3.2	4.1	3.5
		DWP General Practitioner	1 in 90 miles and 90 mins	231,486	100.0	0	0.0	3.2	4.1	3.5
		DWP All Providers	1 in 30 miles and 30 mins	231,440	99.9	46	0.1	3.1	4.1	3.5
		DWP General Practitioner	1 in 30 miles and 30 mins	231,440	99.9	46	0.1	3.2	4.1	3.5
		DWP Oral Surgeon	1 in 90 miles and 90 mins	212,922	92.0	18,564	8.0	25.8	28.8	30.3
		DWP Orthodontist	1 in 90 miles and 90 mins	208,202	89.9	23,284	10.1	31.1	43.6	39.2
		DWP Oral Surgeon	1 in 60 miles and 60 mins	186,849	80.7	44,637	19.3	25.8	28.8	30.3
		DWP Prosthodontist	1 in 90 miles and 90 mins	169,597	73.3	61,889	26.7	49.3	78.7	61.4
		DWP Orthodontist	1 in 60 miles and 60 mins	168,912	73.0	62,574	27.0	31.1	43.6	39.2
		DWP Endodontist	1 in 90 miles and 90 mins	158,443	68.4	73,043	31.6	45.1	56.2	62.2
		DWP Oral Surgeon	1 in 30 miles and 30 mins	139,343	60.2	92,143	39.8	25.8	28.8	30.3
		DWP Periodontist	1 in 90 miles and 90 mins	131,013	56.6	100,473	43.4	61.1	70.9	78.2
		DWP Prosthodontist	1 in 60 miles and 60 mins	110,861	47.9	120,625	52.1	49.3	78.7	61.4
		DWP Endodontist	1 in 60 miles and 60 mins	105,041	45.4	126,445	54.6	45.1	56.2	62.2
		DWP Orthodontist	1 in 30 miles and 30 mins	105,007	45.4	126,479	54.6	31.1	43.6	39.2
		DWP Endodontist	1 in 30 miles and 30 mins	78,101	33.7	153,385	66.3	45.1	56.2	62.2

### Access Summary By City

October 12, 2020

**Access Analysis**

DWP Network

**Member Group**

DWP Members

**Provider Group**

- DWP All Providers
- DWP General Practitioner
- DWP Oral Surgeon
- DWP Endodontist
- DWP Orthodontist
- DWP Periodontist
- DWP Prosthodontist

<sup>1</sup> Provider counts represent:

- P: Unique providers
- L: Unique provider locations

\*\* These records have been excluded from the analysis because of invalid zip codes.

All Members												
Member		Provider		With Access		Without Access		Counts <sup>1</sup>		Average Distance		Average Time
Group	#	Group	Standard	#	%	#	%	P	L	1	2	1
DWP Members	231,495	DWP All Providers	1 in 30 miles and 3...	231,443	99.9	52	0.1	1,443	536	3.1	4.1	3.5
		DWP General Pr...	1 in 30 miles and 3...	231,443	99.9	52	0.1	1,233	505	3.2	4.1	3.5
		DWP General Pr...	1 in 60 miles and 6...	231,490	99.9	5	0.1	1,233	505	3.2	4.1	3.5
		DWP General Pr...	1 in 90 miles and 9...	231,490	99.9	5	0.1	1,233	505	3.2	4.1	3.5
		DWP Oral Surgeon	1 in 30 miles and 3...	139,344	60.2	92,151	39.8	150	34	25.8	28.8	30.3
		DWP Oral Surgeon	1 in 60 miles and 6...	186,850	80.7	44,645	19.3	150	34	25.8	28.8	30.3
		DWP Oral Surgeon	1 in 90 miles and 9...	212,923	92.0	18,572	8.0	150	34	25.8	28.8	30.3
		DWP Endodontist	1 in 30 miles and 3...	78,101	33.7	153,394	66.3	10	4	45.1	56.2	62.2
		DWP Endodontist	1 in 60 miles and 6...	105,041	45.4	126,454	54.6	10	4	45.1	56.2	62.2
		DWP Endodontist	1 in 90 miles and 9...	158,444	68.4	73,051	31.6	10	4	45.1	56.2	62.2
		DWP Orthodontist	1 in 30 miles and 3...	105,008	45.4	126,487	54.6	18	12	31.1	43.6	39.2
		DWP Orthodontist	1 in 60 miles and 6...	168,913	73.0	62,582	27.0	18	12	31.1	43.6	39.2
		DWP Orthodontist	1 in 90 miles and 9...	208,204	89.9	23,291	10.1	18	12	31.1	43.6	39.2
		DWP Periodontist	1 in 30 miles and 3...	21,467	9.3	210,028	90.7	12	5	61.2	70.9	78.2
		DWP Periodontist	1 in 60 miles and 6...	63,932	27.6	167,563	72.4	12	5	61.2	70.9	78.2
		DWP Periodontist	1 in 90 miles and 9...	131,014	56.6	100,481	43.4	12	5	61.2	70.9	78.2
		DWP Prosthodo...	1 in 30 miles and 3...	75,499	32.6	155,996	67.4	20	5	49.4	78.7	61.5
		DWP Prosthodo...	1 in 60 miles and 6...	110,861	47.9	120,634	52.1	20	5	49.4	78.7	61.5
		DWP Prosthodo...	1 in 90 miles and 9...	169,597	73.3	61,898	26.7	20	5	49.4	78.7	61.5

Key Geographic Areas										
City	Member	Provider		With Access		Without Access		Average Distance		Average Time
	#	Group	Standard	#	%	#	%	1	2	1
Des Moines, IA	25,693	DWP All Providers	1 in 30 miles and 30 mins	25,693	100.0	0	0.0	0.8	1.0	1.3
		DWP General Practitioner	1 in 30 miles and 30 mins	25,693	100.0	0	0.0	0.8	1.0	1.3
		DWP General Practitioner	1 in 60 miles and 60 mins	25,693	100.0	0	0.0	0.8	1.0	1.3
		DWP General Practitioner	1 in 90 miles and 90 mins	25,693	100.0	0	0.0	0.8	1.0	1.3
		DWP Oral Surgeon	1 in 90 miles and 90 mins	25,691	99.9	2	0.1	2.7	3.1	4.2
		DWP Orthodontist	1 in 90 miles and 90 mins	25,691	99.9	2	0.1	4.3	4.3	6.7
		DWP Oral Surgeon	1 in 60 miles and 60 mins	25,689	99.9	4	0.1	2.7	3.1	4.2
		DWP Prosthodontist	1 in 90 miles and 90 mins	25,689	99.9	4	0.1	5.3	77.4	7.8
		DWP Endodontist	1 in 90 miles and 90 mins	25,688	99.9	5	0.1	4.2	4.2	7.4
		DWP Oral Surgeon	1 in 30 miles and 30 mins	25,687	99.9	6	0.1	2.7	3.1	4.2
		DWP Orthodontist	1 in 60 miles and 60 mins	25,686	99.9	7	0.1	4.3	4.3	6.7
		DWP Orthodontist	1 in 30 miles and 30 mins	25,685	99.9	8	0.1	4.3	4.3	6.7
		DWP Prosthodontist	1 in 60 miles and 60 mins	25,685	99.9	8	0.1	5.3	77.4	7.8
		DWP Endodontist	1 in 60 miles and 60 mins	25,683	99.9	10	0.1	4.2	4.2	7.4
		DWP Prosthodontist	1 in 30 miles and 30 mins	25,683	99.9	10	0.1	5.3	77.4	7.8
DWP Endodontist	1 in 30 miles and 30 mins	25,681	99.9	12	0.1	4.2	4.2	7.4		