

# ***Network Access Analysis***

***Dental Wellness Plan***

***Delta Dental of Iowa***

---

*July 17, 2020*

# Contents

## Report Contents

<p>Access Overview 30 Miles . . . . .</p> <p style="margin-left: 20px;"><i>DWP Members: DWP All Providers, DWP Members: DWP General Practitioner, DWP Members: DWP Oral Surgeon, DWP Members: DWP Endodontist, DWP Members: DWP Orthodontist, DWP Members: DWP Periodontist, DWP Members: DWP Prosthodontist</i></p>	<p>3</p>
<p>Access Overview 60 Miles . . . . .</p> <p style="margin-left: 20px;"><i>DWP Members: DWP All Providers, DWP Members: DWP General Practitioner, DWP Members: DWP Oral Surgeon, DWP Members: DWP Endodontist, DWP Members: DWP Orthodontist, DWP Members: DWP Periodontist, DWP Members: DWP Prosthodontist</i></p>	<p>10</p>
<p>Access Overview 90 Miles . . . . .</p> <p style="margin-left: 20px;"><i>DWP Members: DWP All Providers, DWP Members: DWP General Practitioner, DWP Members: DWP Oral Surgeon, DWP Members: DWP Endodontist, DWP Members: DWP Orthodontist, DWP Members: DWP Periodontist, DWP Members: DWP Prosthodontist</i></p>	<p>17</p>
<p>DWP General Practitioner Access Map . . . . .</p>	<p>24</p>
<p>DWP Oral Surgeon Access Map . . . . .</p>	<p>25</p>
<p>DWP Endodontist Access Map . . . . .</p>	<p>26</p>
<p>DWP Periodontist Access Map . . . . .</p>	<p>27</p>
<p>DWP Prosthodontist Access Map . . . . .</p>	<p>28</p>
<p>DWP Orthodontist Access Map . . . . .</p>	<p>29</p>
<p>Access Summary By State . . . . .</p> <p style="margin-left: 20px;"><i>DWP Members: DWP General Practitioner, DWP Members: DWP General Practitioner, DWP Members: DWP Oral Surgeon, DWP Members: DWP Oral Surgeon, DWP Members: DWP Oral Surgeon, DWP Members: DWP Endodontist, DWP Members: DWP Endodontist, DWP Members: DWP Endodontist, DWP Members: DWP Periodontist, DWP Members: DWP Periodontist, DWP Members: DWP Periodontist, DWP Members: DWP Prosthodontist, DWP Members: DWP Prosthodontist, DWP Members: DWP Prosthodontist, DWP Members: DWP Orthodontist, DWP Members: DWP Orthodontist, DWP Members: DWP Orthodontist, DWP Members: DWP All Providers</i></p>	<p>30</p>
<p>Access Summary By City . . . . .</p> <p style="margin-left: 20px;"><i>DWP Members: DWP General Practitioner, DWP Members: DWP General Practitioner, DWP Members: DWP General Practitioner, DWP Members: DWP Oral Surgeon, DWP Members: DWP Oral Surgeon, DWP Members: DWP Oral Surgeon, DWP Members: DWP Endodontist, DWP Members: DWP Endodontist, DWP Members: DWP Endodontist, DWP Members: DWP Periodontist, DWP Members: DWP Periodontist, DWP Members: DWP Periodontist, DWP Members: DWP Prosthodontist, DWP Members: DWP Prosthodontist, DWP Members: DWP Prosthodontist, DWP Members: DWP Orthodontist, DWP Members: DWP Orthodontist, DWP Members: DWP Orthodontist, DWP Members: DWP All Providers</i></p>	<p>31</p>

# Access Overview 30 Miles

July 17, 2020

**Access Analysis**

DWP Network

**Member / Provider Groups**

DWP Members

DWP All Providers


**Comparison Graph**

Percent of members with access to a choice of providers over miles

- 1st closest
- 2nd closest

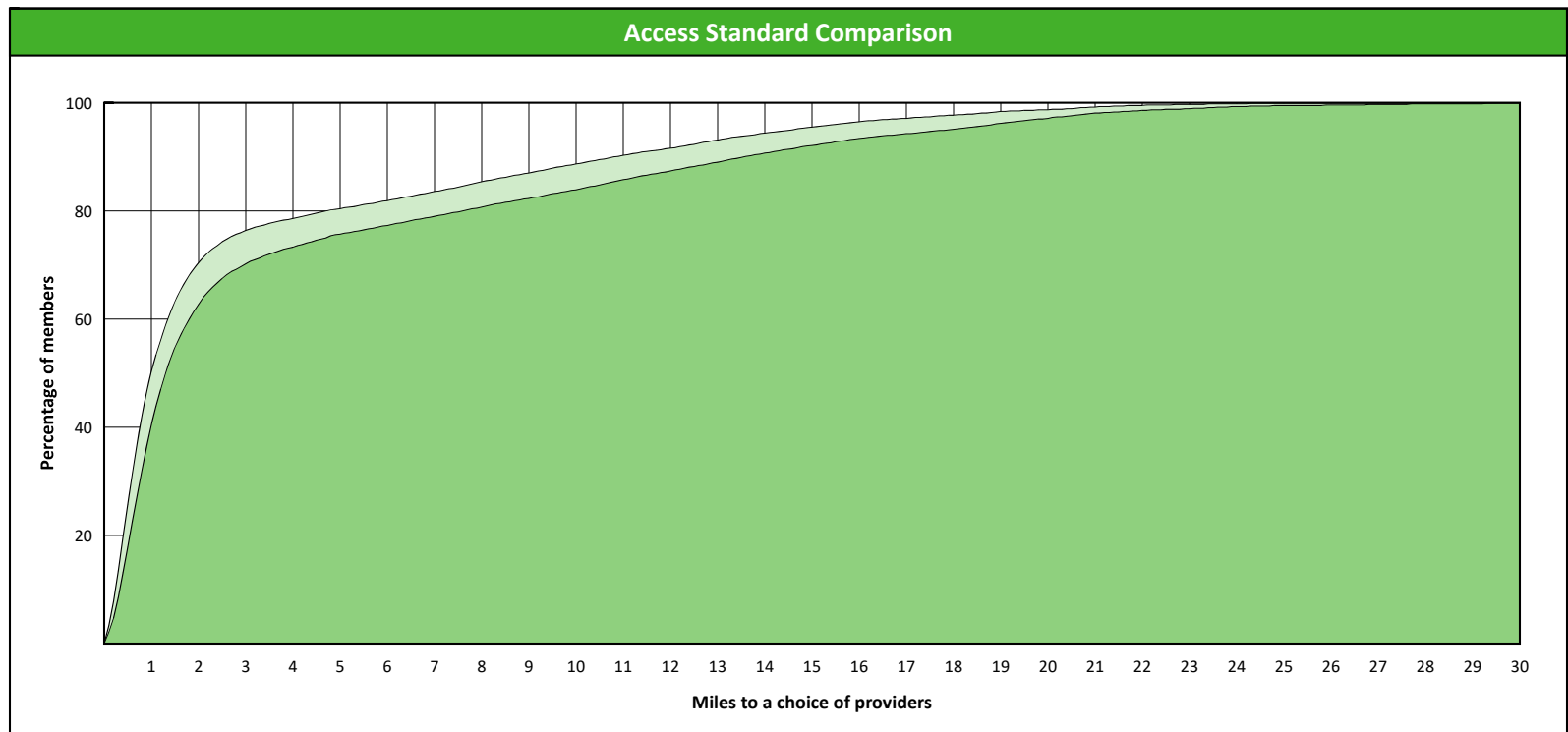
<sup>1</sup> The Access Standard is defined as (DWP Members) members accessing:

1 (DWP All Providers) provider in 30 miles and 30 minutes



### Distances/Times

	Average
Distance/Time to 1st closest provider	3.2 miles 3.5 mins
Distance/Time to 2nd closest provider	4.1 miles 4.6 mins



# Access Overview 30 Miles

July 17, 2020

**Access Analysis**

DWP Network

**Member / Provider Groups**

DWP Members

DWP General Practitioner

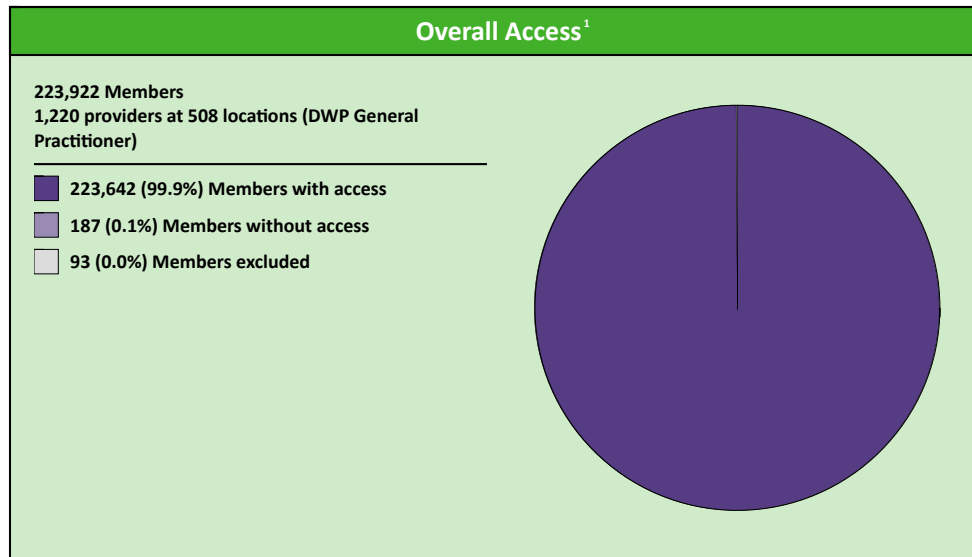
**Comparison Graph**

Percent of members with access to a choice of providers over miles

- 1st closest
- 2nd closest

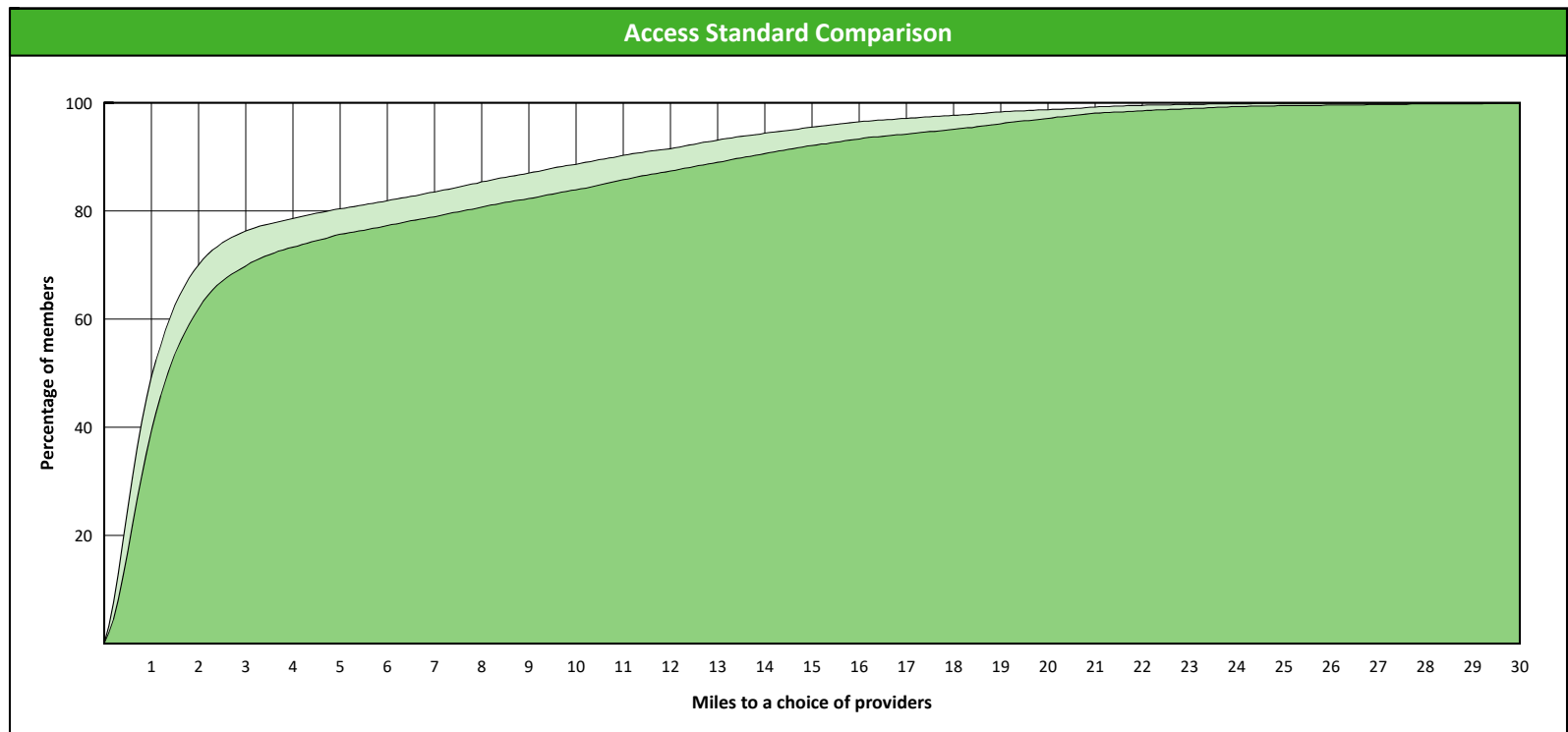
<sup>1</sup> The Access Standard is defined as (DWP Members) members accessing:

1 (DWP General Practitioner) provider in 30 miles and 30 minutes



### Distances/Times

	Average
Distance/Time to 1st closest provider	3.2 miles 3.6 mins
Distance/Time to 2nd closest provider	4.2 miles 4.7 mins



# Access Overview 30 Miles

July 17, 2020

**Access Analysis**

DWP Network

**Member / Provider Groups**

DWP Members

DWP Oral Surgeon


**Comparison Graph**

Percent of members with access to a choice of providers over miles

- 1st closest
- 2nd closest

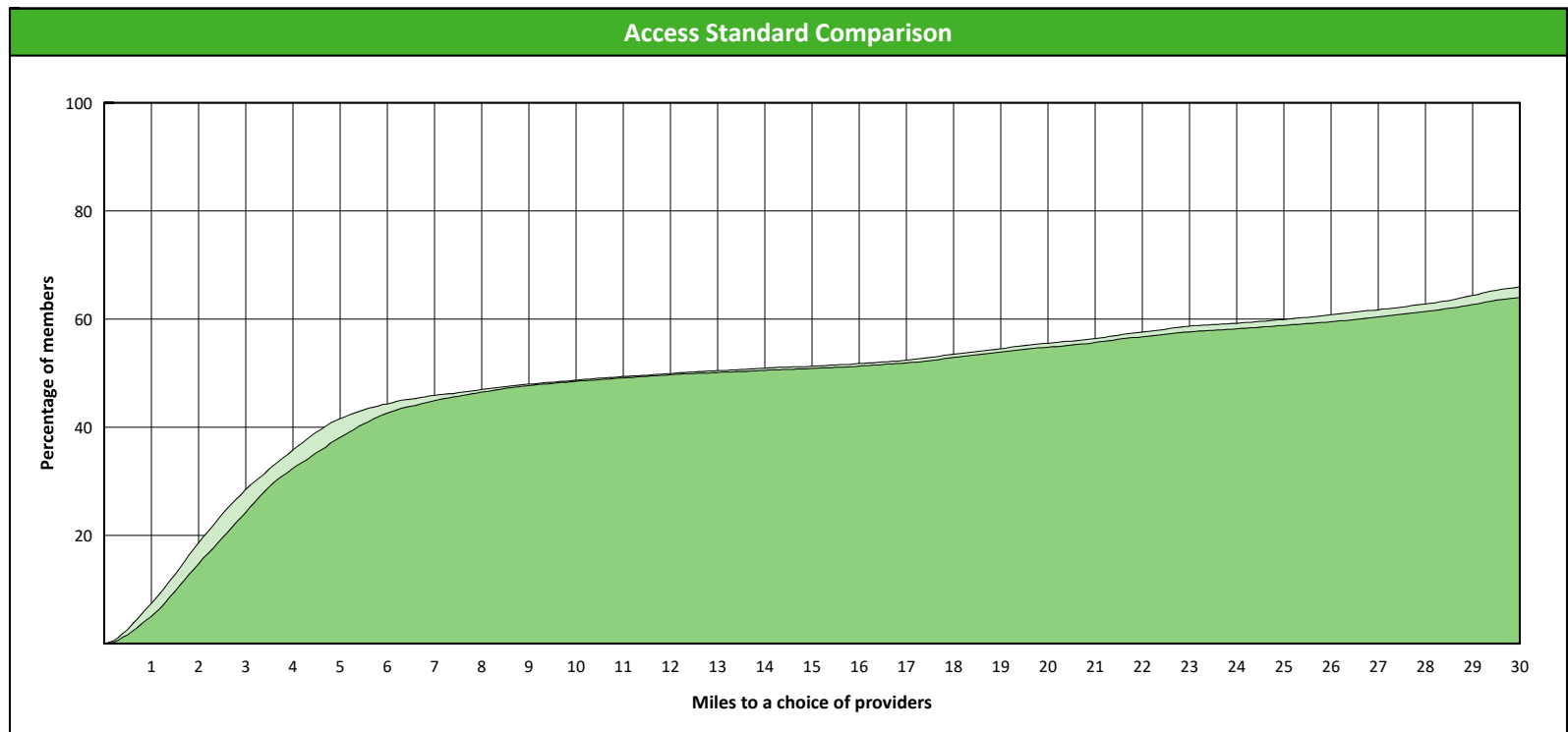
<sup>1</sup> The Access Standard is defined as (DWP Members) members accessing:

1 (DWP Oral Surgeon) provider in 30 miles and 30 minutes



### Distances/Times

	Average
Distance/Time to 1st closest provider	22.2 miles 26.0 mins
Distance/Time to 2nd closest provider	26.7 miles 31.1 mins



# Access Overview 30 Miles

July 17, 2020

**Access Analysis**

DWP Network

**Member / Provider Groups**

DWP Members

DWP Endodontist


**Comparison Graph**

Percent of members with access to a choice of providers over miles

- 1st closest
- 2nd closest

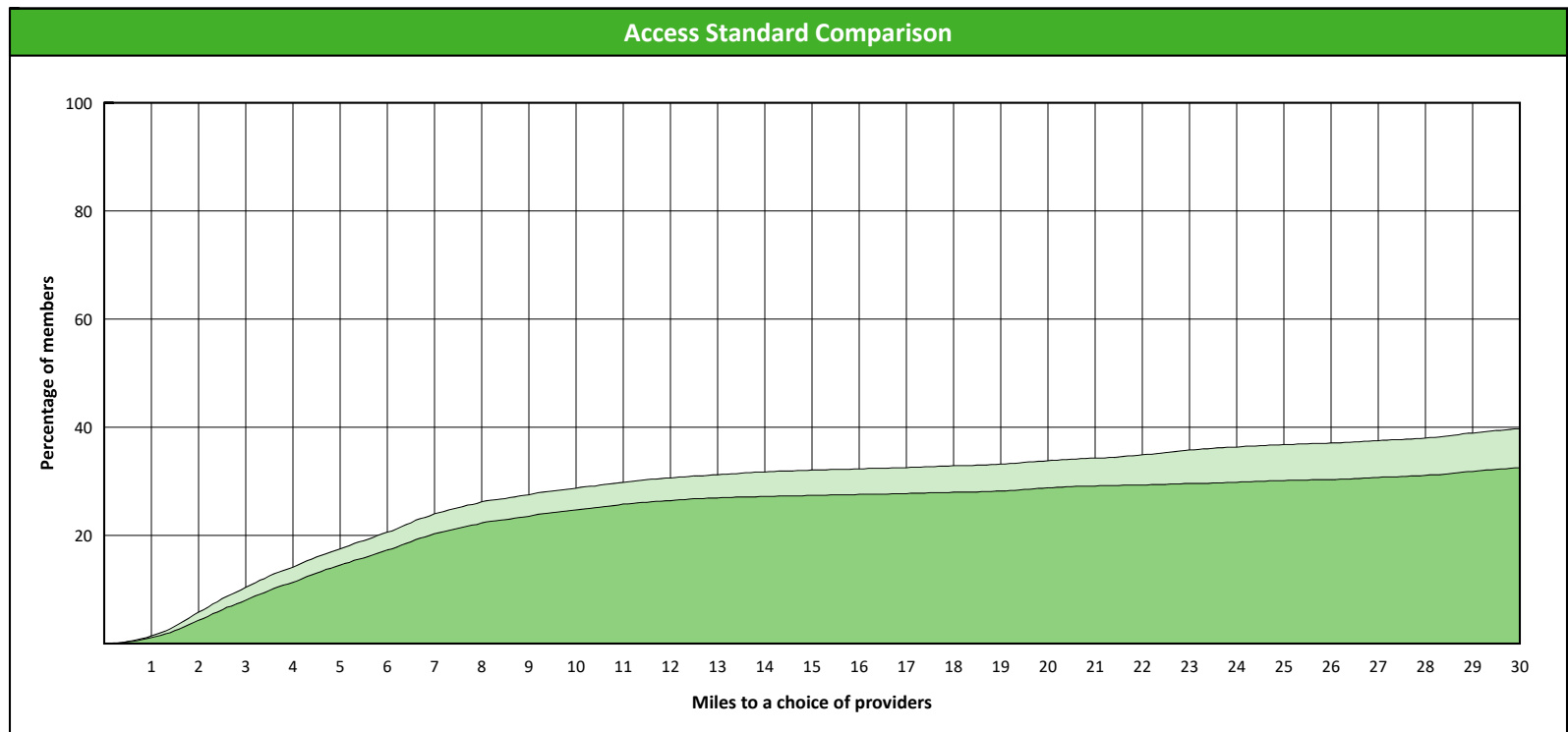
<sup>1</sup> The Access Standard is defined as (DWP Members) members accessing:

- 1 (DWP Endodontist) provider in 30 miles and 30 minutes



### Distances/Times

	Average
Distance/Time to 1st closest provider	43.4 miles 58.3 mins
Distance/Time to 2nd closest provider	56.3 miles 78.2 mins



# Access Overview 30 Miles

July 17, 2020

**Access Analysis**

DWP Network

**Member / Provider Groups**

DWP Members

DWP Orthodontist


**Comparison Graph**

Percent of members with access to a choice of providers over miles

- 1st closest
- 2nd closest

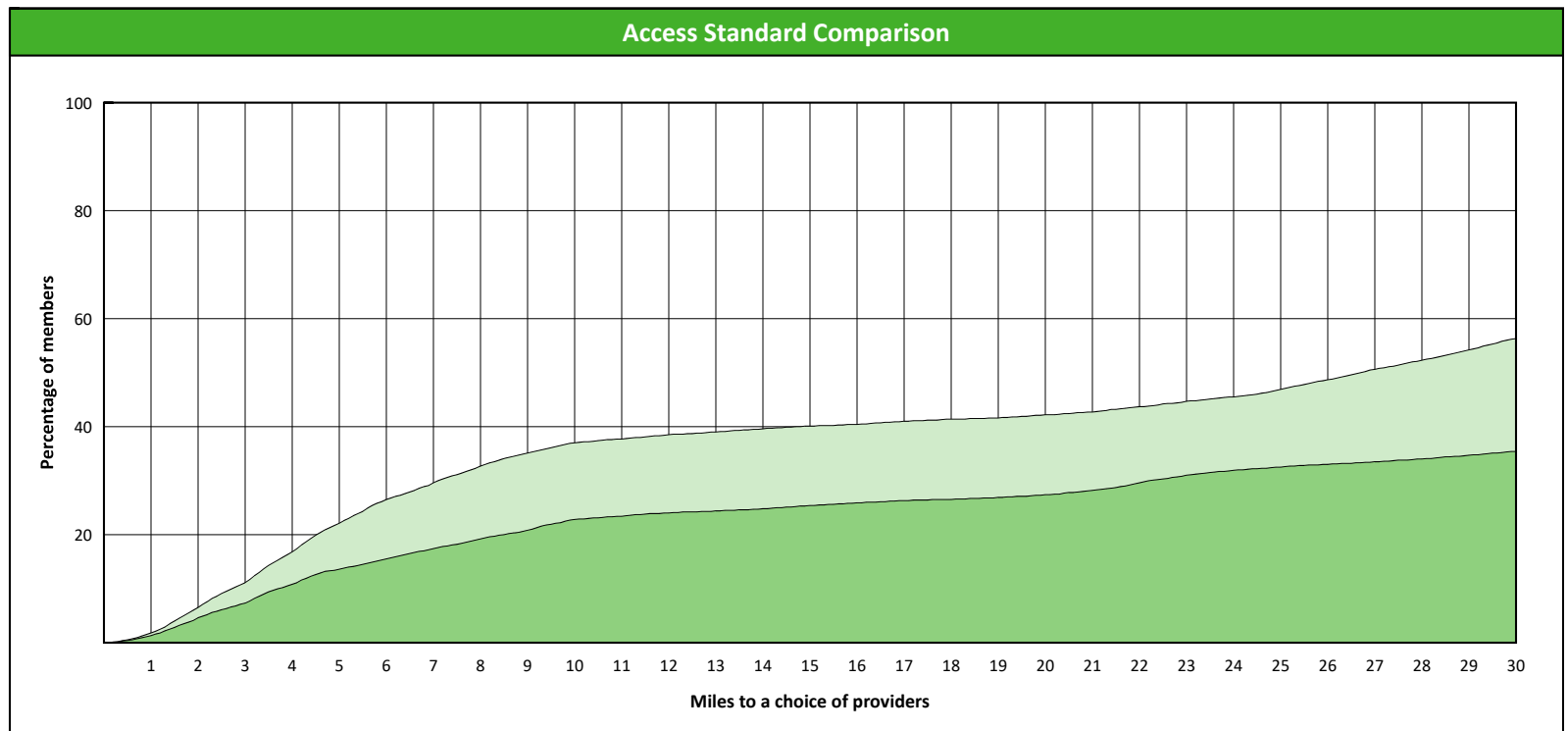
<sup>1</sup> The Access Standard is defined as (DWP Members) members accessing:

1 (DWP Orthodontist) provider in 30 miles and 30 minutes



### Distances/Times

	Average
Distance/Time to 1st closest provider	31.1 miles 39.3 mins
Distance/Time to 2nd closest provider	43.6 miles 55.2 mins



# Access Overview 30 Miles

July 17, 2020

**Access Analysis**

DWP Network

**Member / Provider Groups**

DWP Members

DWP Periodontist


**Comparison Graph**

Percent of members with access to a choice of providers over miles

- 1st closest
- 2nd closest

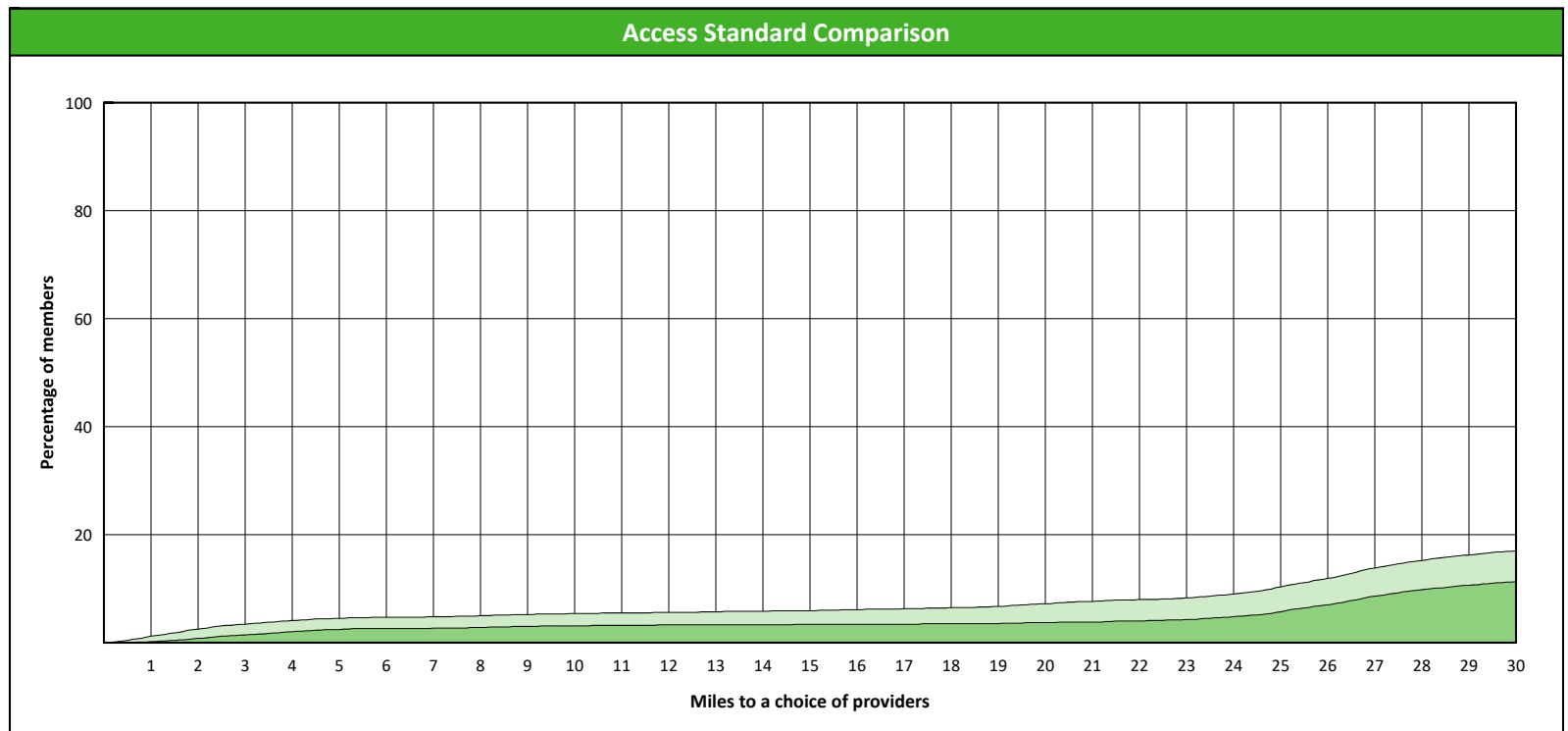
<sup>1</sup> The Access Standard is defined as (DWP Members) members accessing:

- 1 (DWP Periodontist) provider in 30 miles and 30 minutes



### Distances/Times

	Average
Distance/Time to 1st closest provider	61.2 miles 78.3 mins
Distance/Time to 2nd closest provider	71.0 miles 90.5 mins





# Access Overview 30 Miles

July 17, 2020

**Access Analysis**

DWP Network

**Member / Provider Groups**

DWP Members


DWP Prosthodontist

**Comparison Graph**

Percent of members with access to a choice of providers over miles

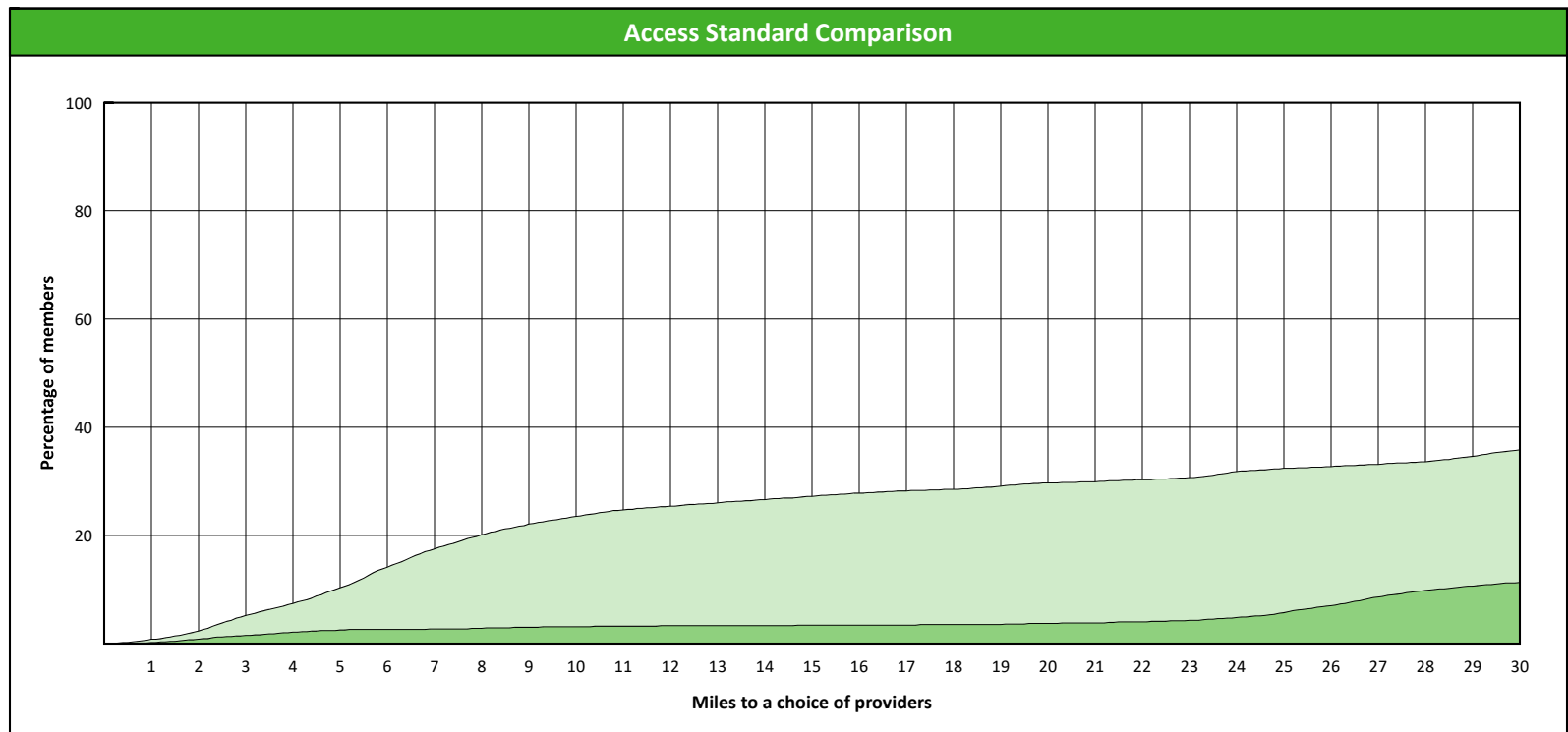
- 1st closest
- 2nd closest

<sup>1</sup> The Access Standard is defined as (DWP Members) members accessing:  
1 (DWP Prosthodontist) provider in 30 miles and 30 minutes



### Distances/Times

	Average
Distance/Time to 1st closest provider	49.4 miles 61.6 mins
Distance/Time to 2nd closest provider	78.8 miles 99.7 mins



# Access Overview 60 Miles

July 17, 2020

**Access Analysis**

DWP Network

**Member / Provider Groups**

DWP Members

DWP All Providers

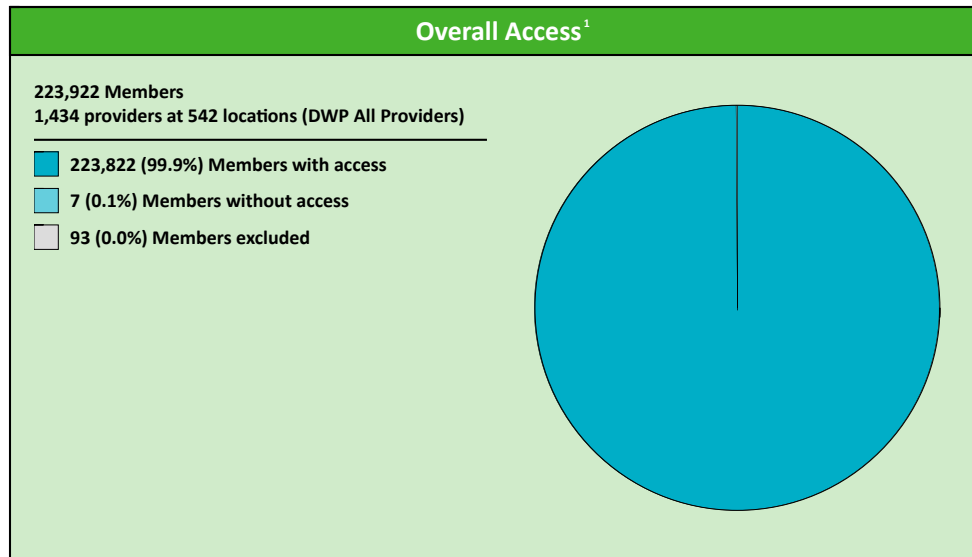
**Comparison Graph**

Percent of members with access to a choice of providers over miles

- 1st closest
- 2nd closest

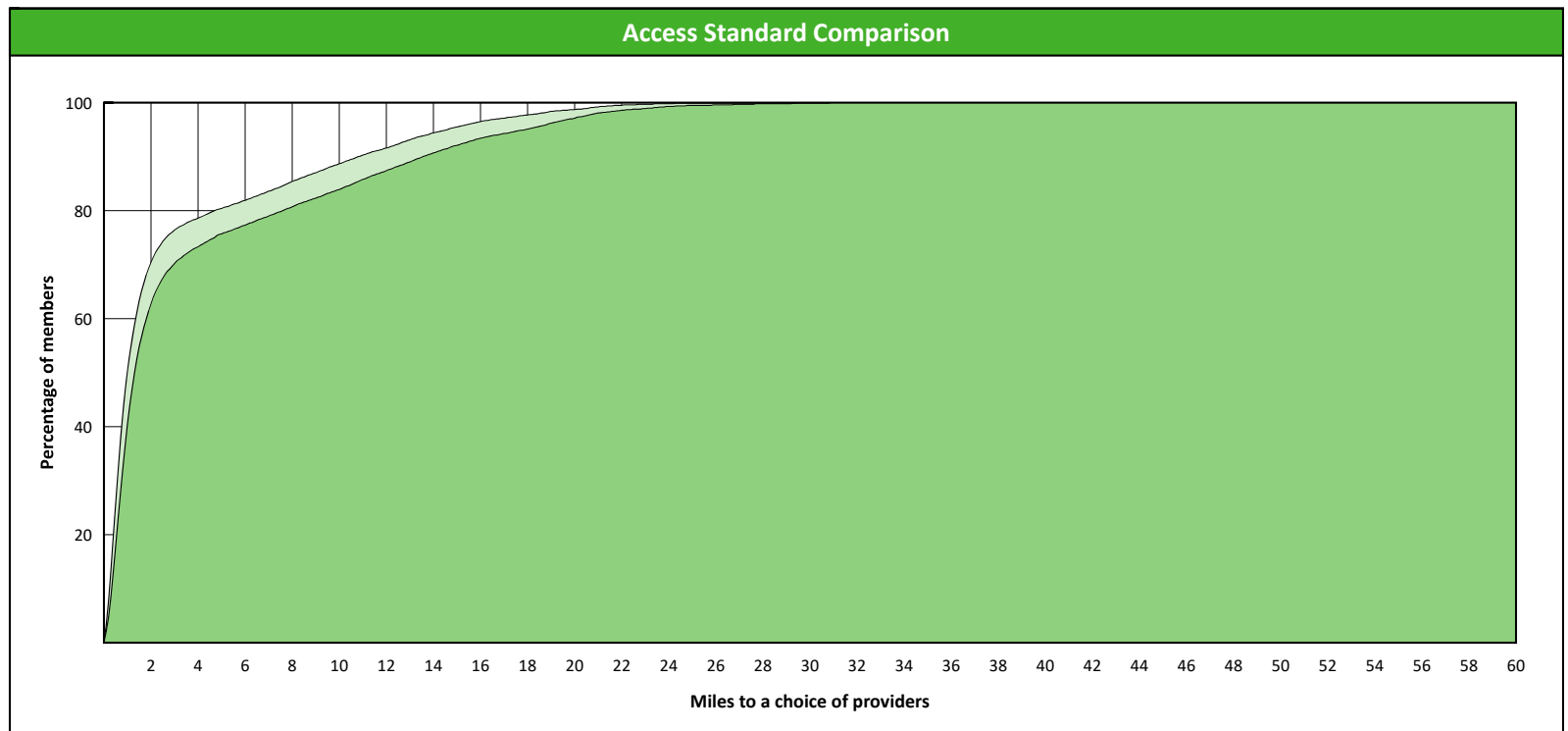
<sup>1</sup> The Access Standard is defined as (DWP Members) members accessing:

1 (DWP All Providers) provider in 60 miles and 60 minutes



### Distances/Times

		Average
Distance/Time to 1st closest provider		3.2 miles 3.5 mins
Distance/Time to 2nd closest provider		4.1 miles 4.6 mins



# Access Overview 60 Miles

July 17, 2020

**Access Analysis**

DWP Network

**Member / Provider Groups**

DWP Members

DWP General Practitioner


**Comparison Graph**

Percent of members with access to a choice of providers over miles

- 1st closest
- 2nd closest

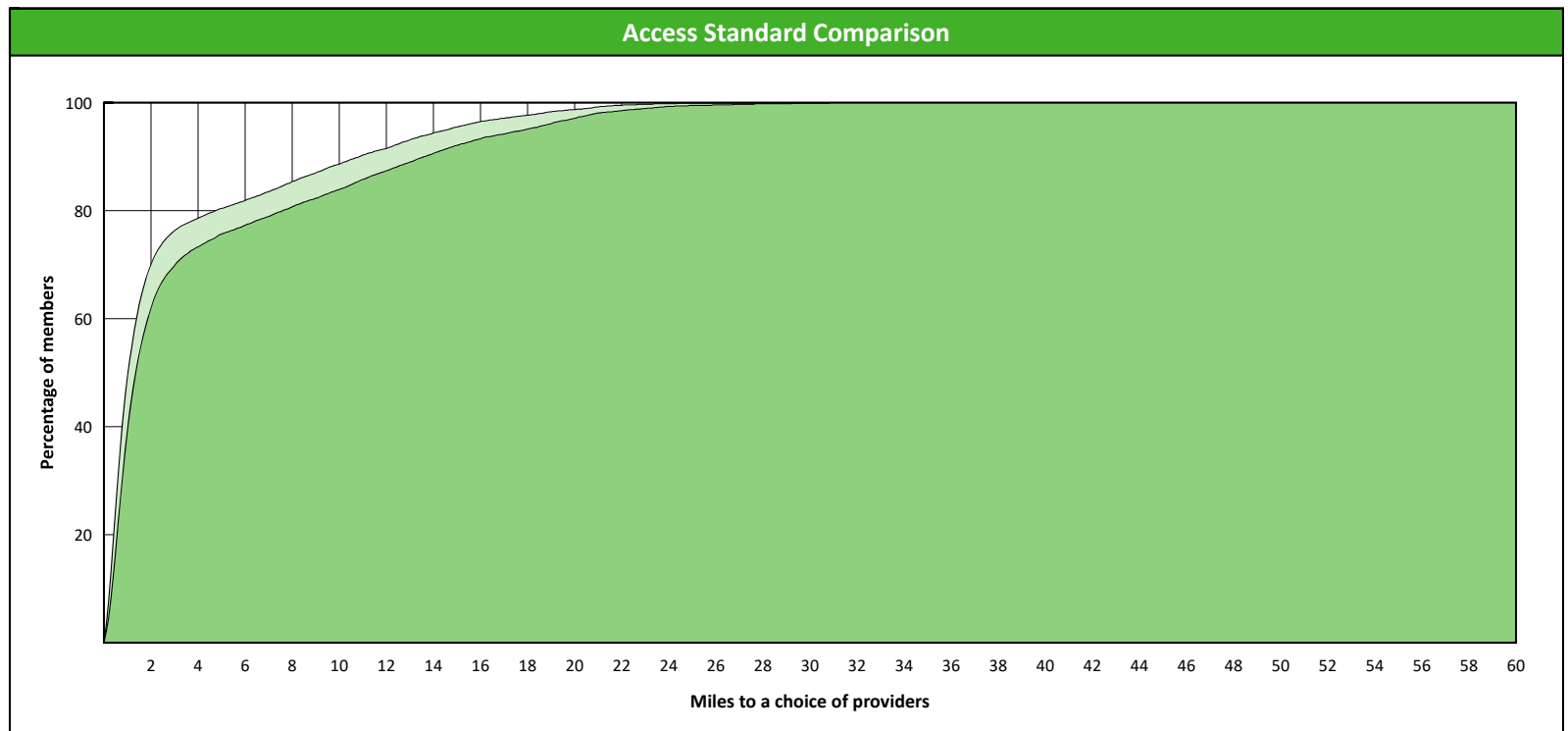
<sup>1</sup> The Access Standard is defined as (DWP Members) members accessing:

1 (DWP General Practitioner) provider in 60 miles and 60 minutes



### Distances/Times

	Average
Distance/Time to 1st closest provider	3.2 miles 3.6 mins
Distance/Time to 2nd closest provider	4.2 miles 4.7 mins



# Access Overview 60 Miles

July 17, 2020

**Access Analysis**

DWP Network

**Member / Provider Groups**

DWP Members

DWP Oral Surgeon


**Comparison Graph**

Percent of members with access to a choice of providers over miles

- 1st closest
- 2nd closest

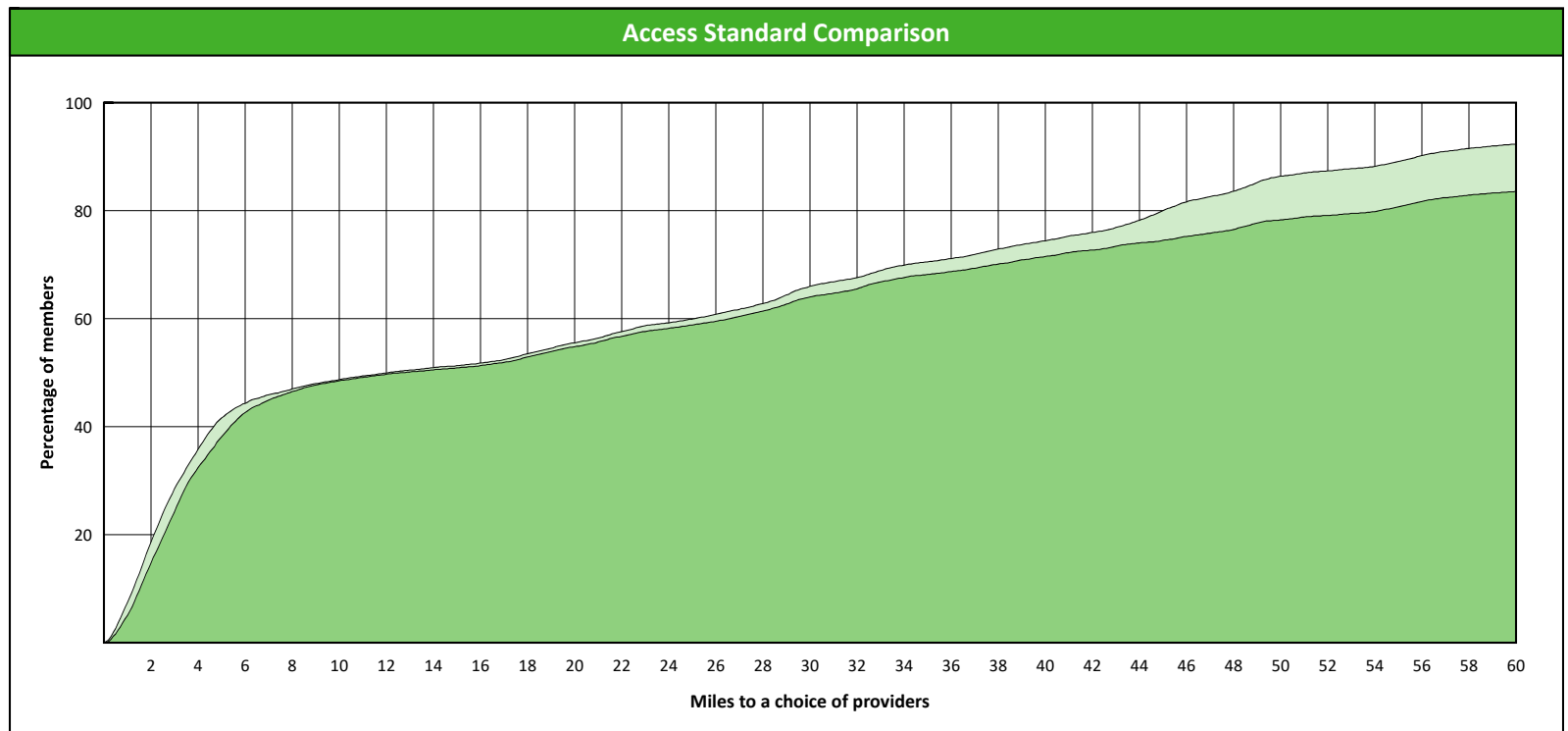
<sup>1</sup> The Access Standard is defined as (DWP Members) members accessing:

1 (DWP Oral Surgeon) provider in 60 miles and 60 minutes



### Distances/Times

	Average
Distance/Time to 1st closest provider	22.2 miles 26.0 mins
Distance/Time to 2nd closest provider	26.7 miles 31.1 mins



# Access Overview 60 Miles

July 17, 2020

**Access Analysis**

DWP Network

**Member / Provider Groups**

DWP Members

DWP Endodontist


**Comparison Graph**

Percent of members with access to a choice of providers over miles

- 1st closest
- 2nd closest

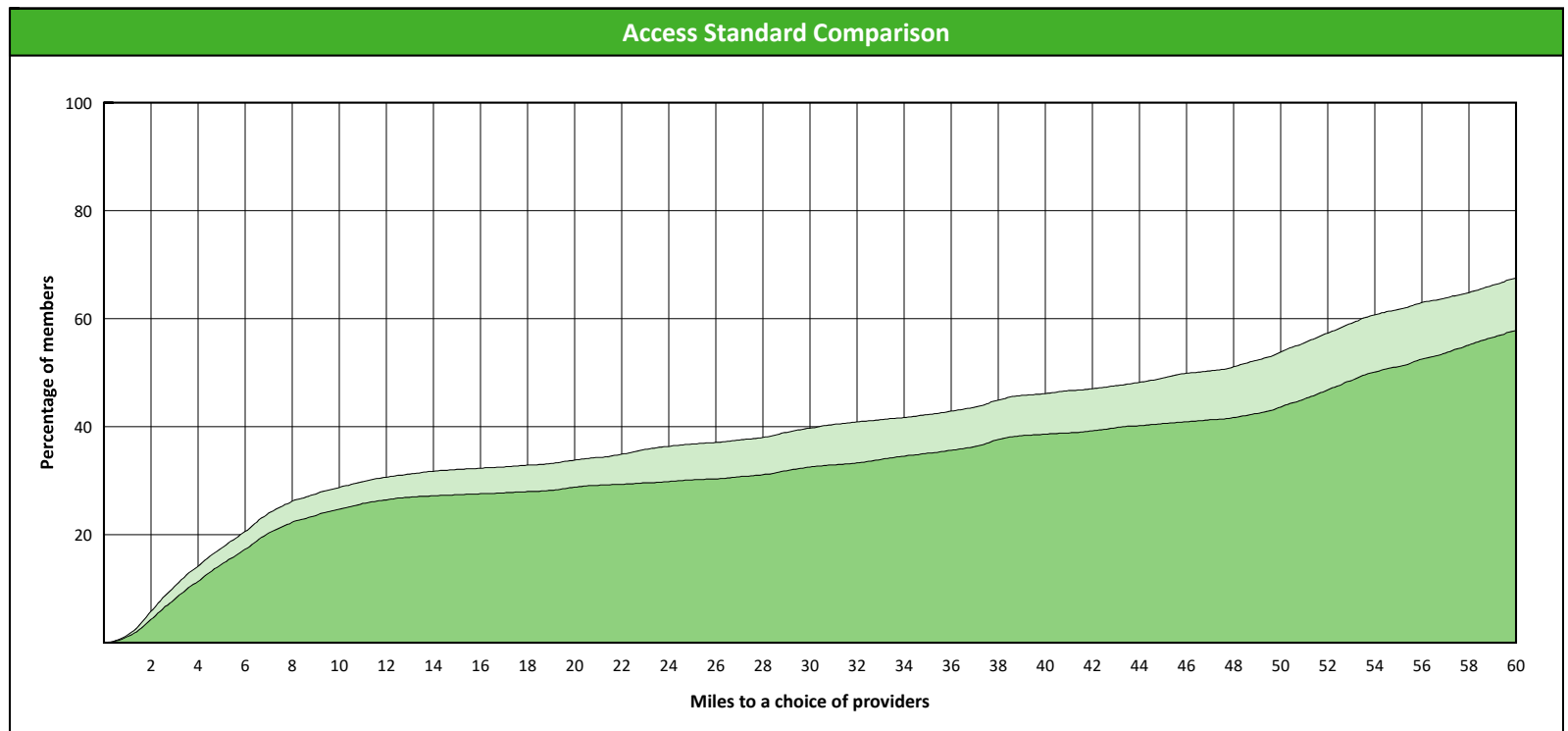
<sup>1</sup> The Access Standard is defined as (DWP Members) members accessing:

1 (DWP Endodontist) provider in 60 miles and 60 minutes



### Distances/Times

	Average
Distance/Time to 1st closest provider	43.4 miles 58.3 mins
Distance/Time to 2nd closest provider	56.3 miles 78.2 mins



# Access Overview 60 Miles

July 17, 2020

**Access Analysis**

DWP Network

**Member / Provider Groups**

DWP Members

DWP Orthodontist


**Comparison Graph**

Percent of members with access to a choice of providers over miles

- 1st closest
- 2nd closest

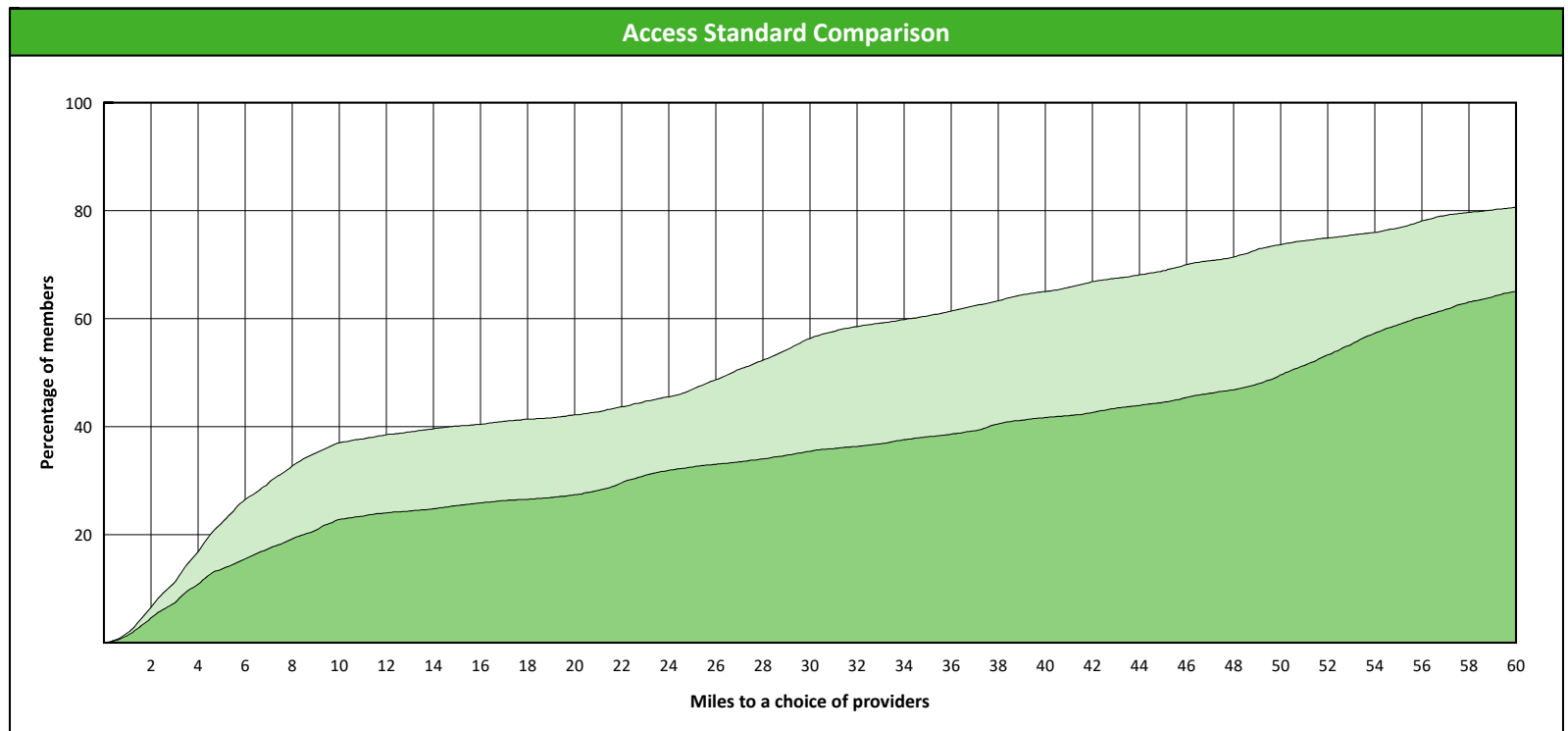
<sup>1</sup> The Access Standard is defined as (DWP Members) members accessing:

1 (DWP Orthodontist) provider in 60 miles and 60 minutes



### Distances/Times

	Average
Distance/Time to 1st closest provider	31.1 miles 39.3 mins
Distance/Time to 2nd closest provider	43.6 miles 55.2 mins



# Access Overview 60 Miles

July 17, 2020

**Access Analysis**

DWP Network

**Member / Provider Groups**

DWP Members

DWP Periodontist


**Comparison Graph**

Percent of members with access to a choice of providers over miles

- 1st closest
- 2nd closest

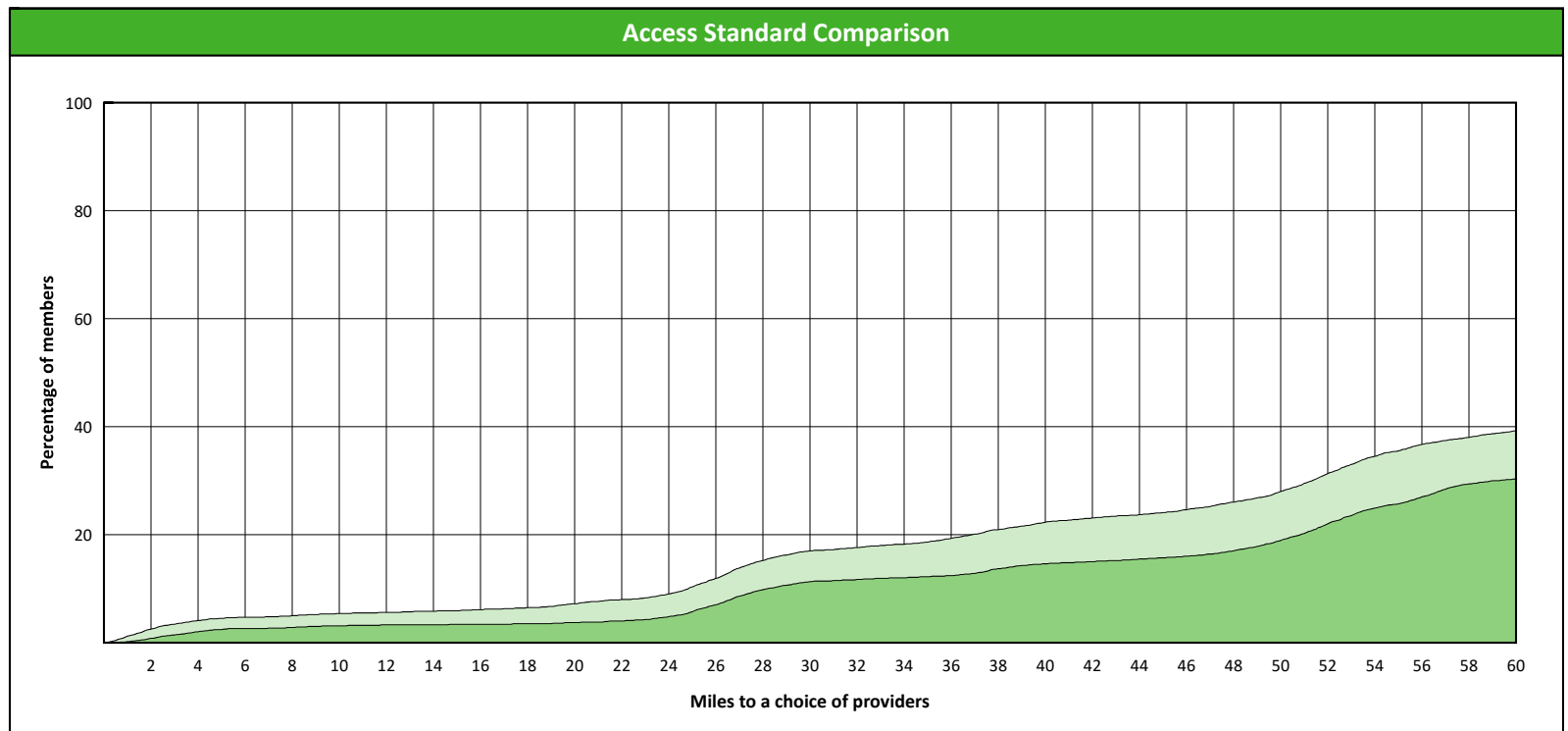
<sup>1</sup> The Access Standard is defined as (DWP Members) members accessing:

1 (DWP Periodontist) provider in 60 miles and 60 minutes



### Distances/Times

	Average
Distance/Time to 1st closest provider	61.2 miles 78.3 mins
Distance/Time to 2nd closest provider	71.0 miles 90.5 mins



# Access Overview 60 Miles

July 17, 2020

**Access Analysis**

DWP Network

**Member / Provider Groups**

DWP Members


DWP Prosthodontist

**Comparison Graph**

Percent of members with access to a choice of providers over miles

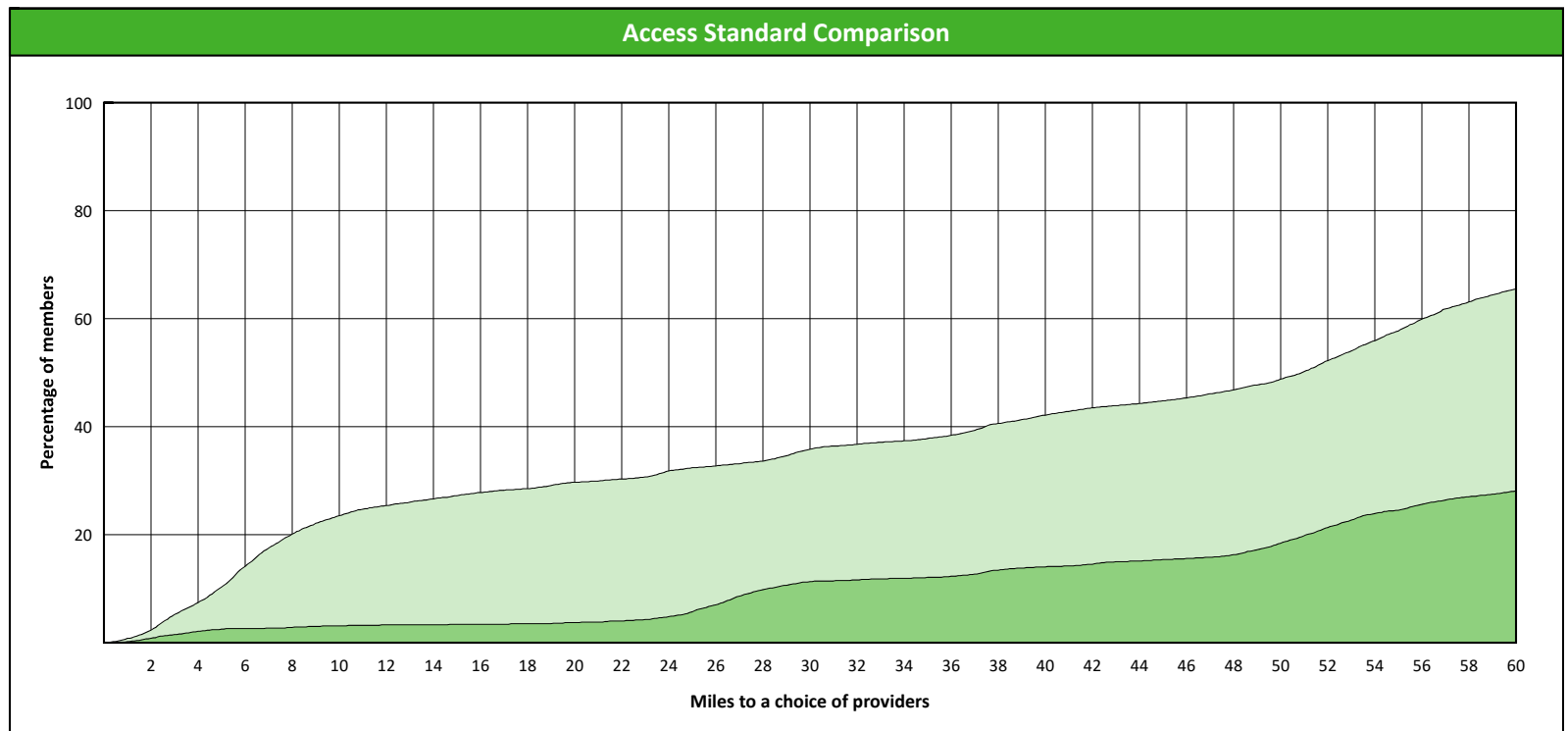
- 1st closest
- 2nd closest

<sup>1</sup> The Access Standard is defined as (DWP Members) members accessing:  
1 (DWP Prosthodontist) provider in 60 miles and 60 minutes



### Distances/Times

	Average
Distance/Time to 1st closest provider	49.4 miles 61.6 mins
Distance/Time to 2nd closest provider	78.8 miles 99.7 mins





# Access Overview 90 Miles

July 17, 2020

**Access Analysis**

DWP Network

**Member / Provider Groups**

DWP Members

DWP All Providers

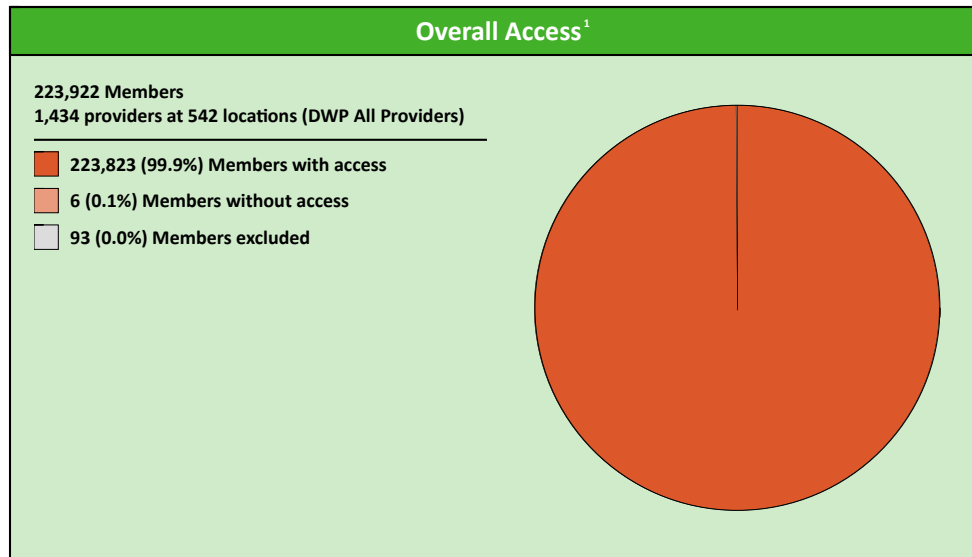
**Comparison Graph**

Percent of members with access to a choice of providers over miles

- 1st closest
- 2nd closest

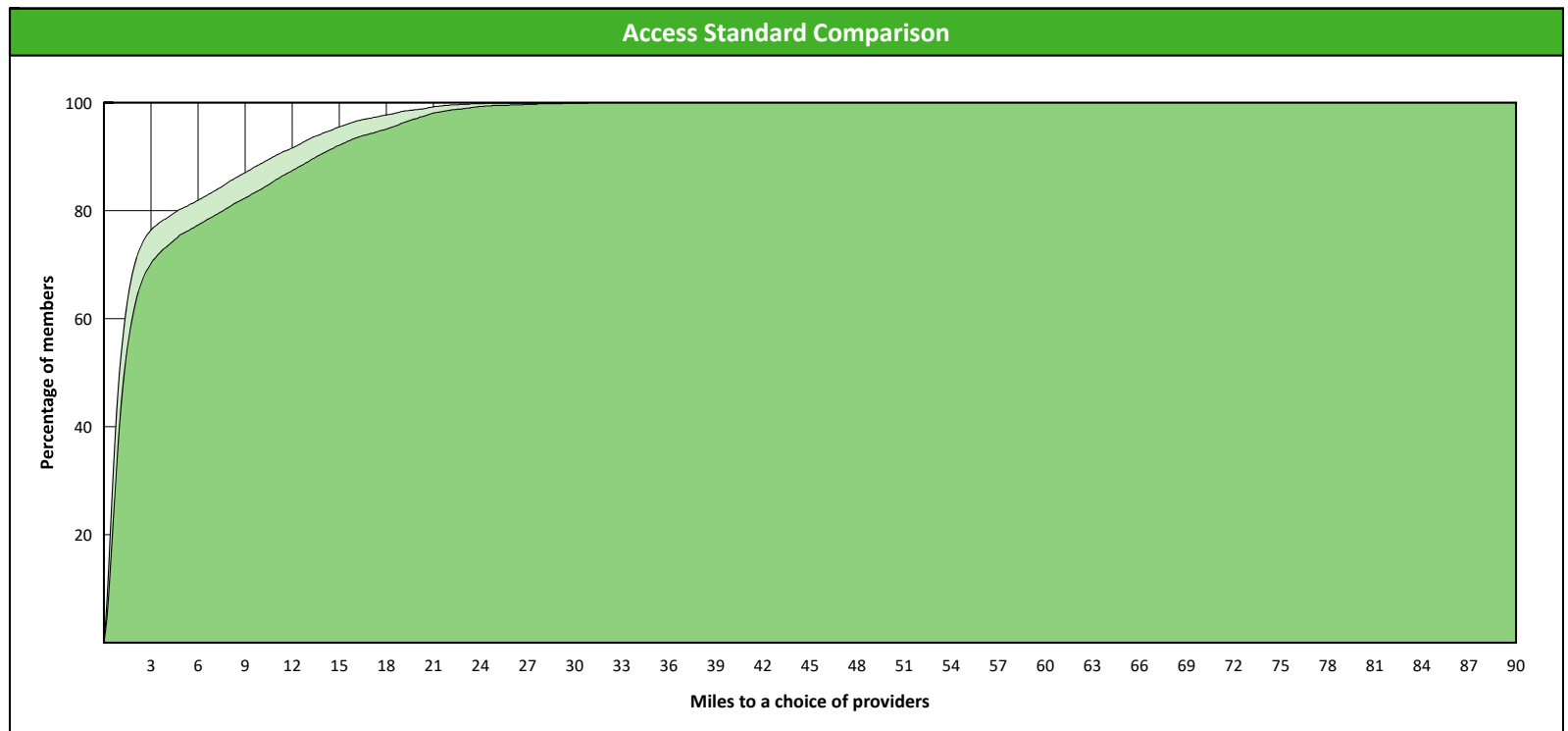
<sup>1</sup> The Access Standard is defined as (DWP Members) members accessing:

1 (DWP All Providers) provider in 90 miles and 90 minutes



### Distances/Times

		Average
Distance/Time to 1st closest provider		3.2 miles 3.5 mins
Distance/Time to 2nd closest provider		4.1 miles 4.6 mins



# Access Overview 90 Miles

July 17, 2020

**Access Analysis**

DWP Network

**Member / Provider Groups**

DWP Members

DWP General Practitioner


**Comparison Graph**

Percent of members with access to a choice of providers over miles

- 1st closest
- 2nd closest

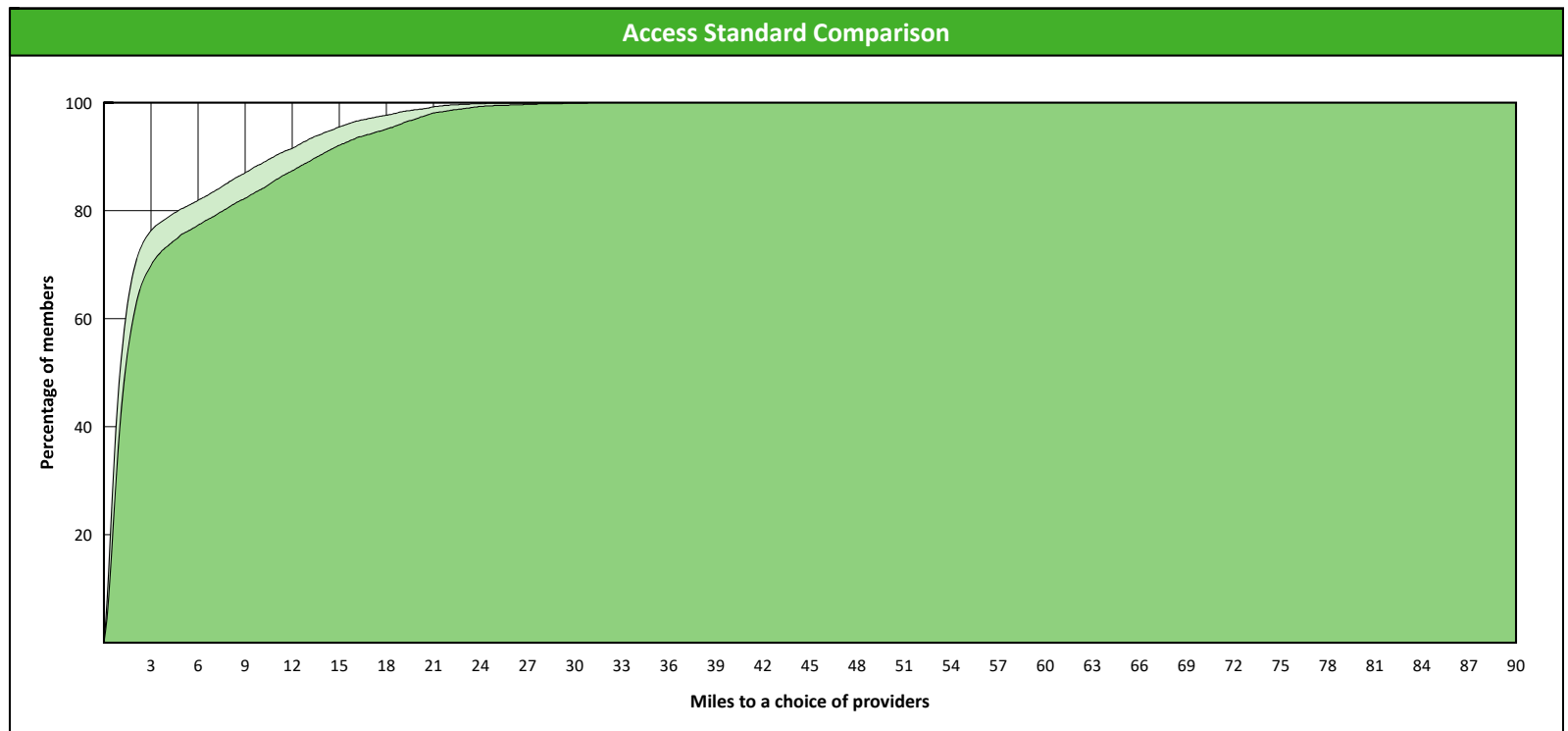
<sup>1</sup> The Access Standard is defined as (DWP Members) members accessing:

1 (DWP General Practitioner) provider in 90 miles and 90 minutes



### Distances/Times

	Average
Distance/Time to 1st closest provider	3.2 miles 3.6 mins
Distance/Time to 2nd closest provider	4.2 miles 4.7 mins



# Access Overview 90 Miles

July 17, 2020

**Access Analysis**

DWP Network

**Member / Provider Groups**

DWP Members

DWP Oral Surgeon


**Comparison Graph**

Percent of members with access to a choice of providers over miles

- 1st closest
- 2nd closest

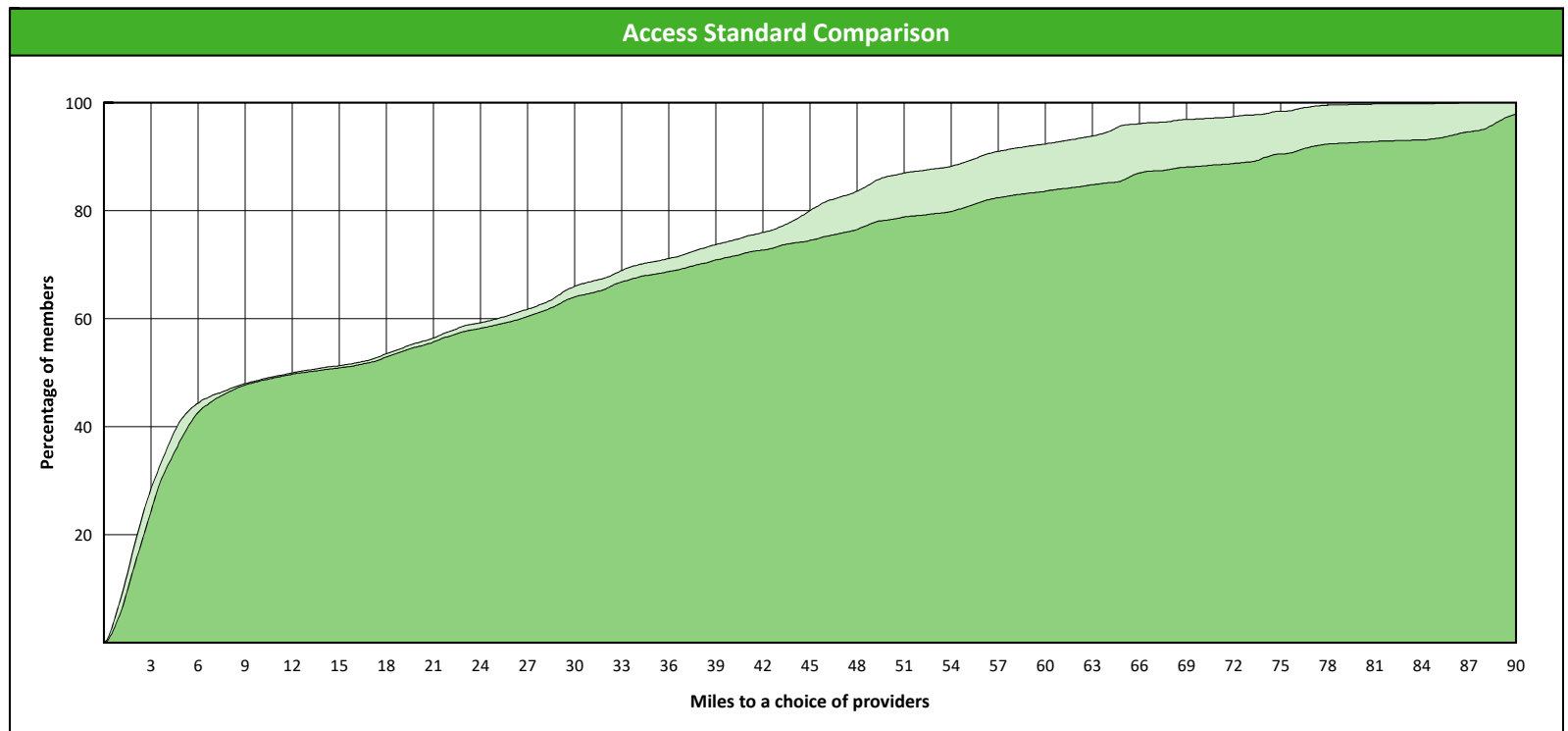
<sup>1</sup> The Access Standard is defined as (DWP Members) members accessing:

1 (DWP Oral Surgeon) provider in 90 miles and 90 minutes



### Distances/Times

	Average
Distance/Time to 1st closest provider	22.2 miles 26.0 mins
Distance/Time to 2nd closest provider	26.7 miles 31.1 mins



# Access Overview 90 Miles

July 17, 2020

**Access Analysis**

DWP Network

**Member / Provider Groups**

DWP Members

DWP Endodontist

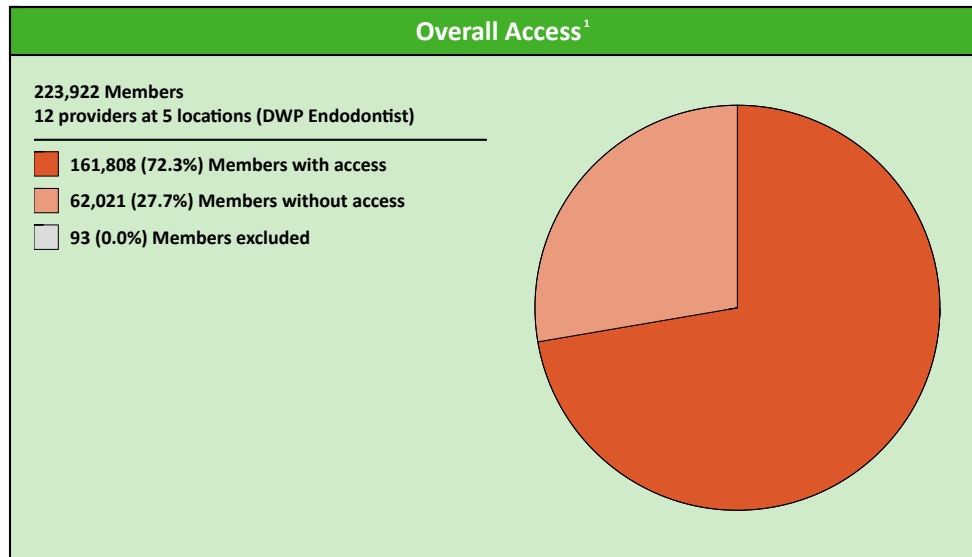
**Comparison Graph**

Percent of members with access to a choice of providers over miles

- 1st closest
- 2nd closest

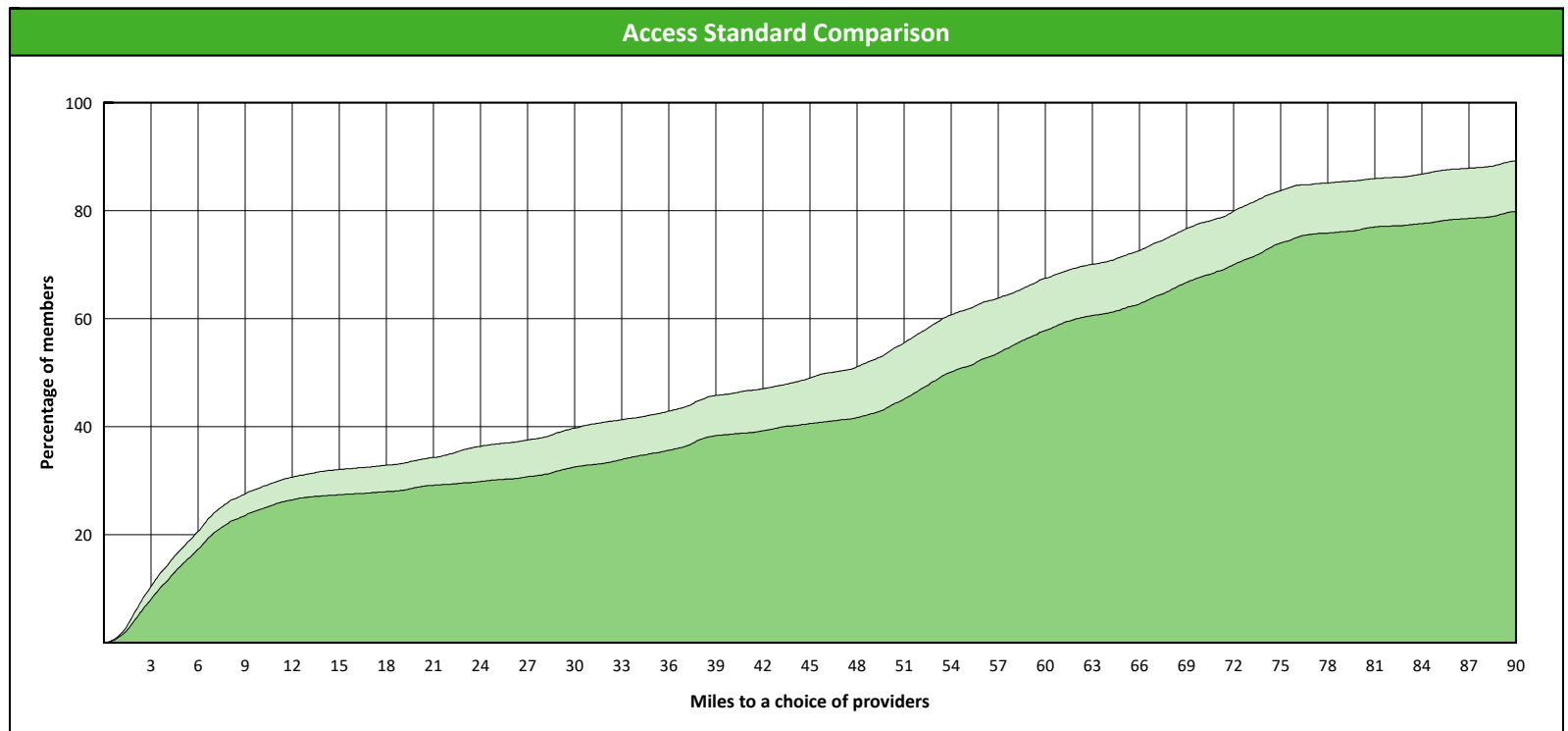
<sup>1</sup> The Access Standard is defined as (DWP Members) members accessing:

1 (DWP Endodontist) provider in 90 miles and 90 minutes



### Distances/Times

	Average
Distance/Time to 1st closest provider	43.4 miles 58.3 mins
Distance/Time to 2nd closest provider	56.3 miles 78.2 mins



# Access Overview 90 Miles

July 17, 2020

**Access Analysis**

DWP Network

**Member / Provider Groups**

DWP Members

DWP Orthodontist


**Comparison Graph**

Percent of members with access to a choice of providers over miles

- 1st closest
- 2nd closest

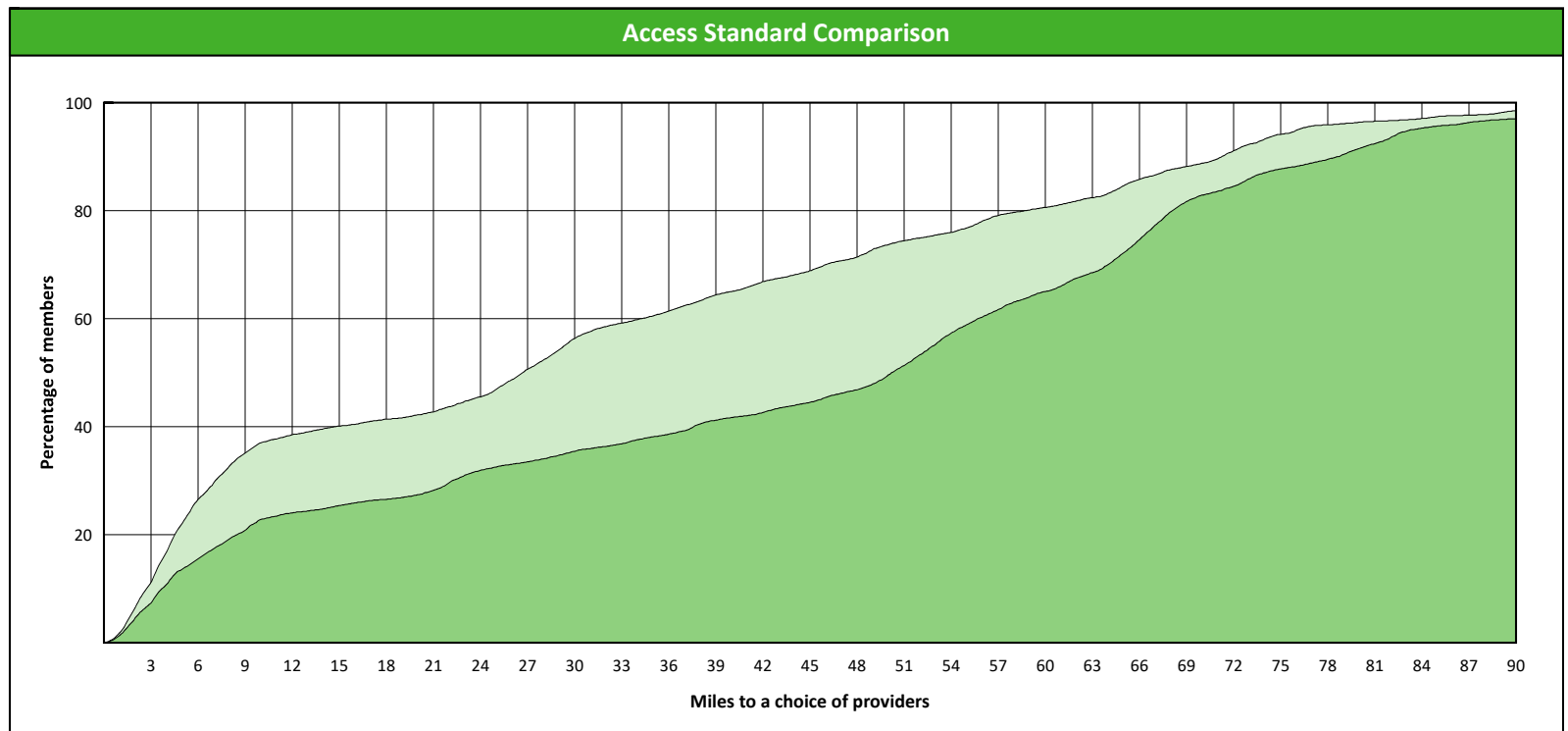
<sup>1</sup> The Access Standard is defined as (DWP Members) members accessing:

1 (DWP Orthodontist) provider in 90 miles and 90 minutes



### Distances/Times

	Average
Distance/Time to 1st closest provider	31.1 miles 39.3 mins
Distance/Time to 2nd closest provider	43.6 miles 55.2 mins



# Access Overview 90 Miles

July 17, 2020

**Access Analysis**

DWP Network

**Member / Provider Groups**

DWP Members

DWP Periodontist

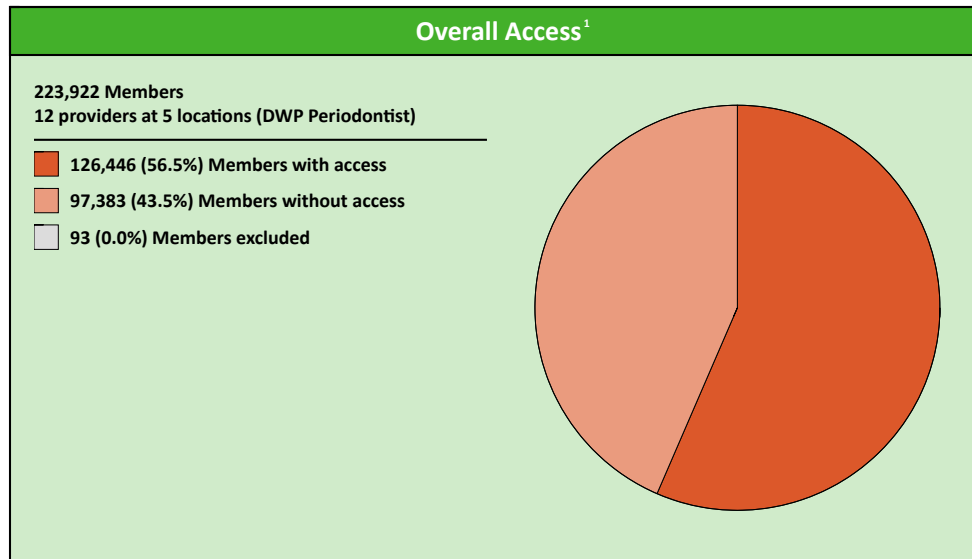
**Comparison Graph**

Percent of members with access to a choice of providers over miles

- 1st closest
- 2nd closest

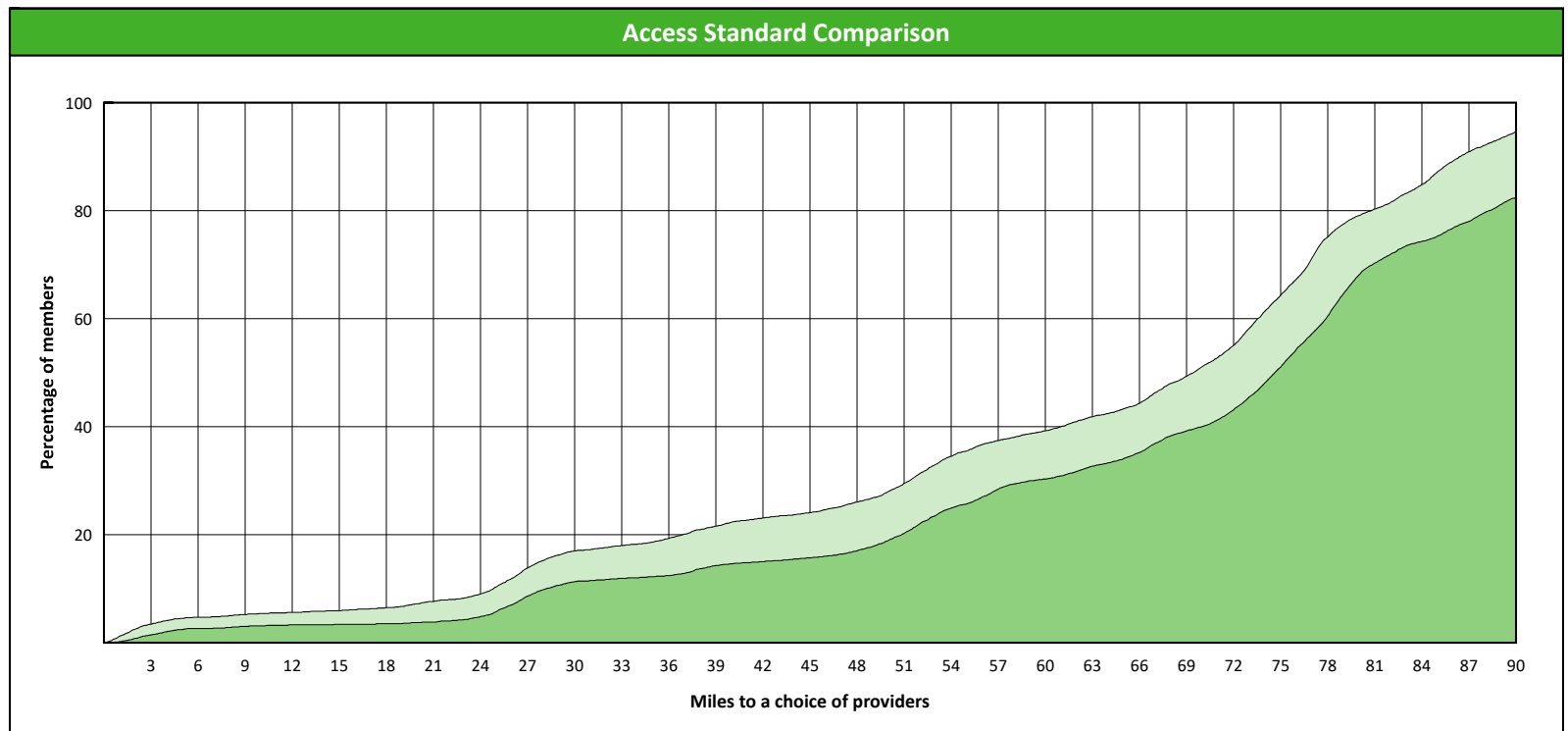
<sup>1</sup> The Access Standard is defined as (DWP Members) members accessing:

1 (DWP Periodontist) provider in 90 miles and 90 minutes



### Distances/Times

	Average
Distance/Time to 1st closest provider	61.2 miles 78.3 mins
Distance/Time to 2nd closest provider	71.0 miles 90.5 mins



# Access Overview 90 Miles

July 17, 2020

**Access Analysis**

DWP Network

**Member / Provider Groups**

DWP Members

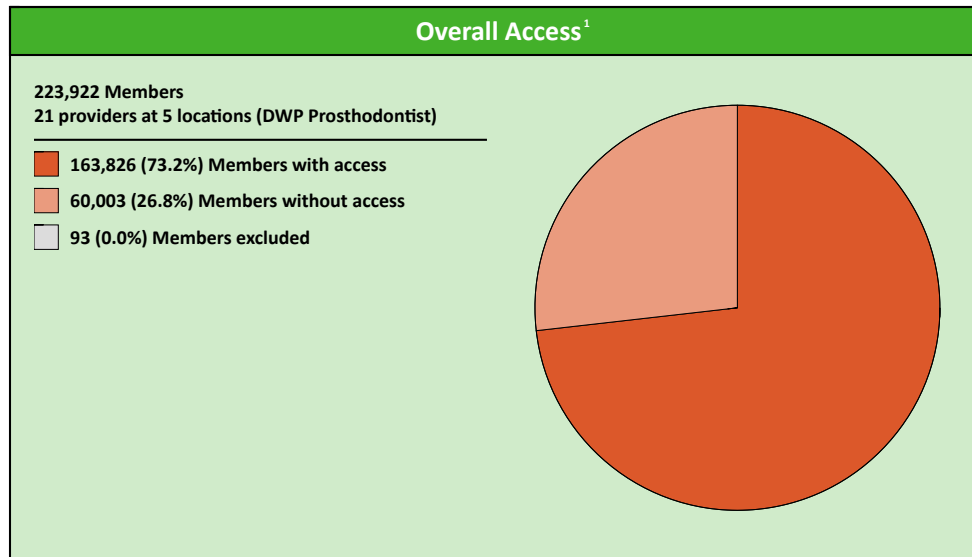
DWP Prosthodontist

**Comparison Graph**

Percent of members with access to a choice of providers over miles

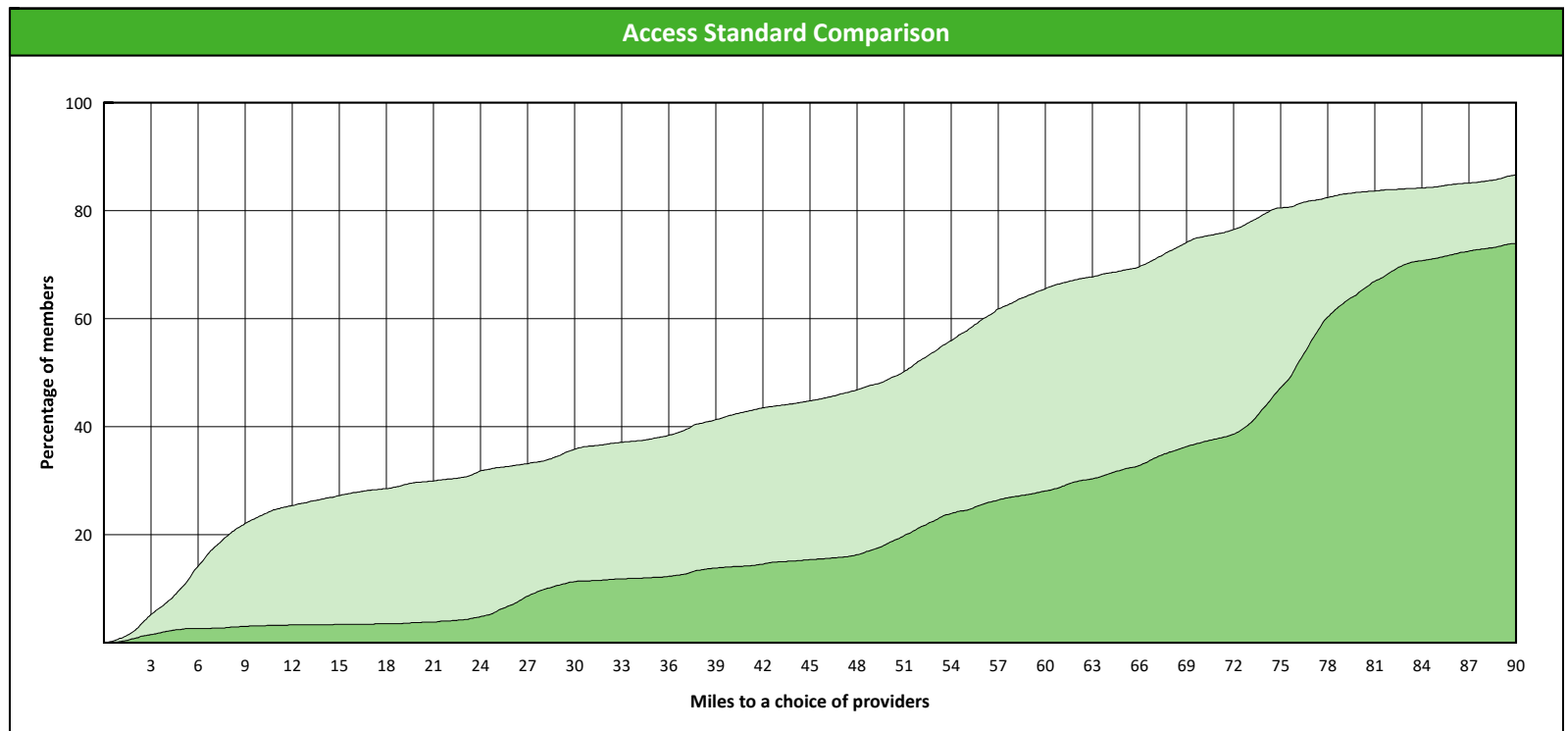
- 1st closest
- 2nd closest

<sup>1</sup> The Access Standard is defined as (DWP Members) members accessing:  
1 (DWP Prosthodontist) provider in 90 miles and 90 minutes



### Distances/Times

	Average
Distance/Time to 1st closest provider	49.4 miles 61.6 mins
Distance/Time to 2nd closest provider	78.8 miles 99.7 mins



# DWP General Practitioner Access Map

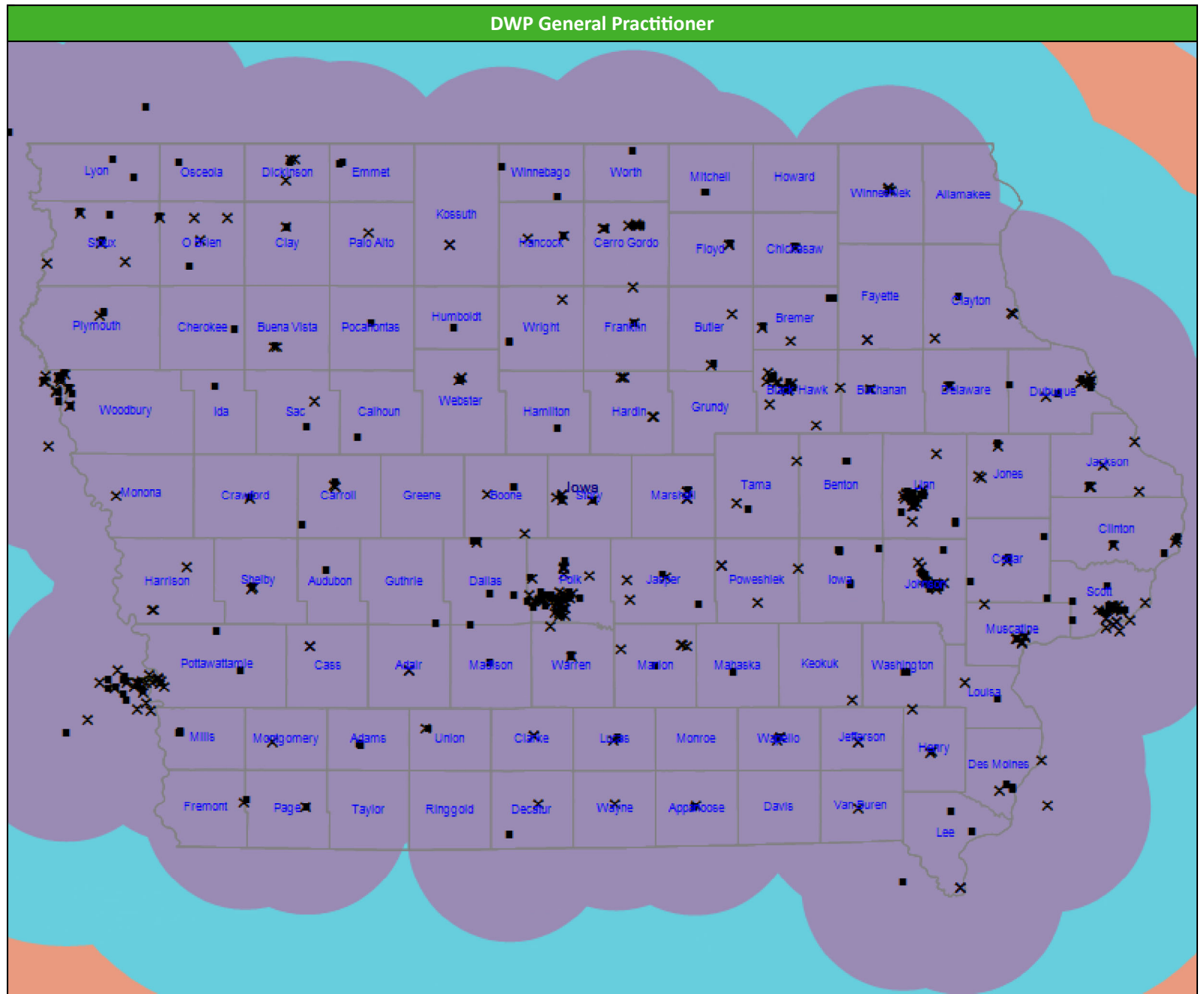
July 17, 2020

## DWP General Practitioner

1,220 providers at 508 locations

- Single providers (230)
- ✕ Multiple providers (278)
- 30 mile radius
- 60 mile radius
- 90 mile radius

41.42 miles





# DWP Oral Surgeon Access Map

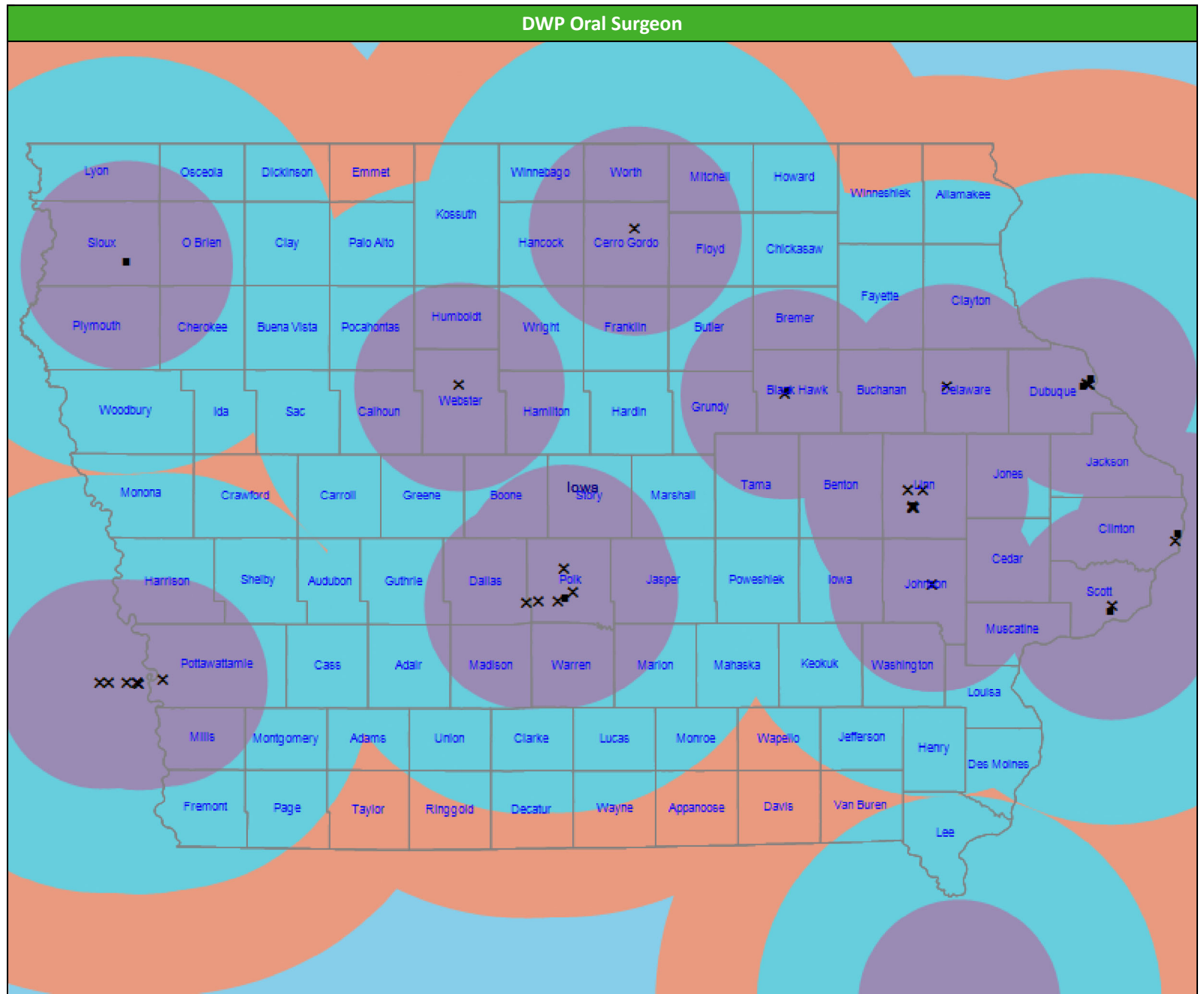
July 17, 2020

## DWP Oral Surgeon

151 providers at 37 locations

- Single providers (9)
- ✕ Multiple providers (28)
- 30 mile radius
- 60 mile radius
- 90 mile radius

41.42 miles



# DWP Endodontist Access Map

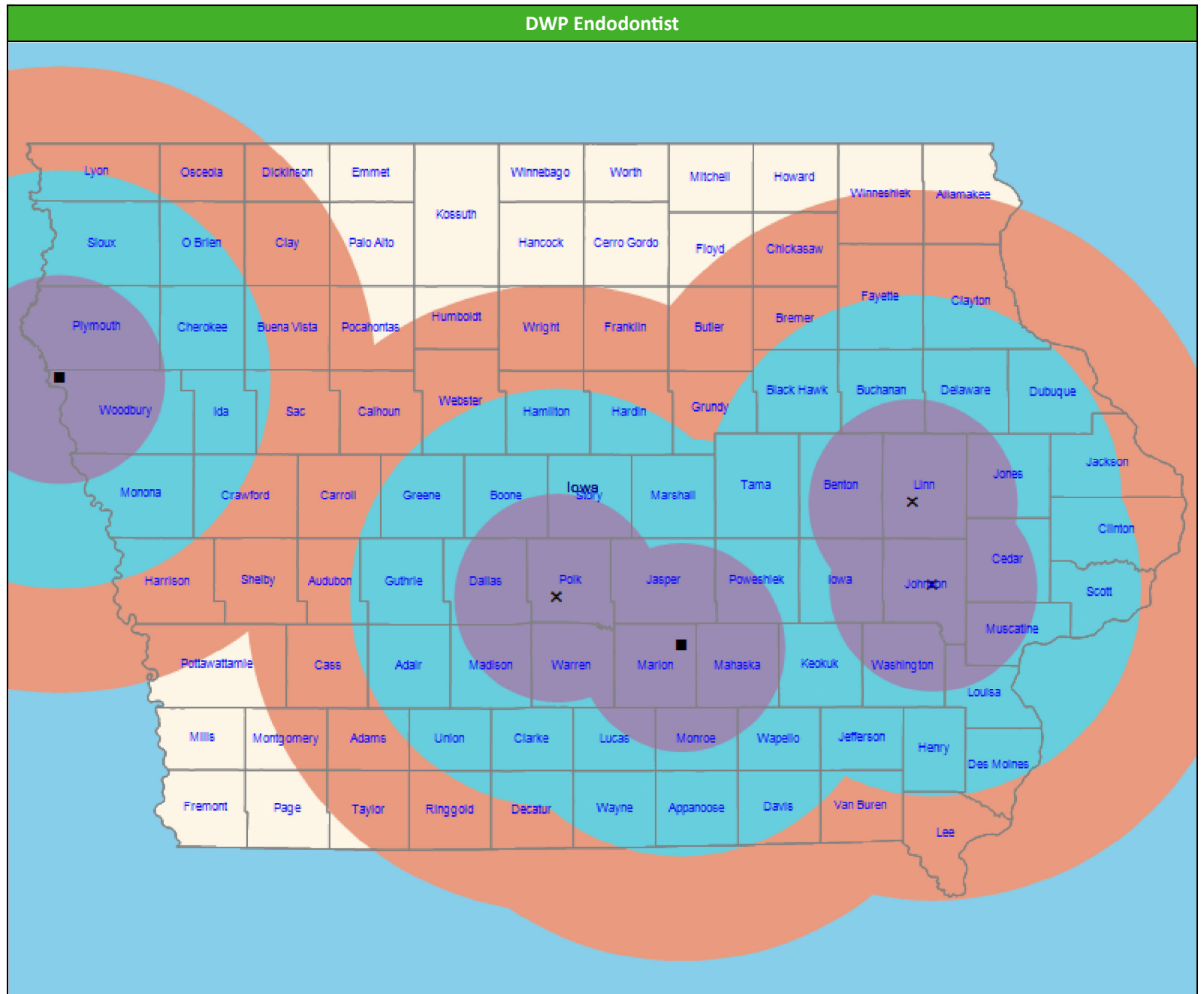
July 17, 2020

## DWP Endodontist

12 providers at 5 locations

- Single providers (2)
- ✕ Multiple providers (3)
- 30 mile radius
- 60 mile radius
- 90 mile radius

41.42 miles



# DWP Periodontist Access Map

July 17, 2020

## DWP Periodontist

12 providers at 5 locations

- Single providers (4)
- ✕ Multiple providers (1)
- 30 mile radius
- 60 mile radius
- 90 mile radius

41.42 miles



# DWP Prosthodontist Access Map

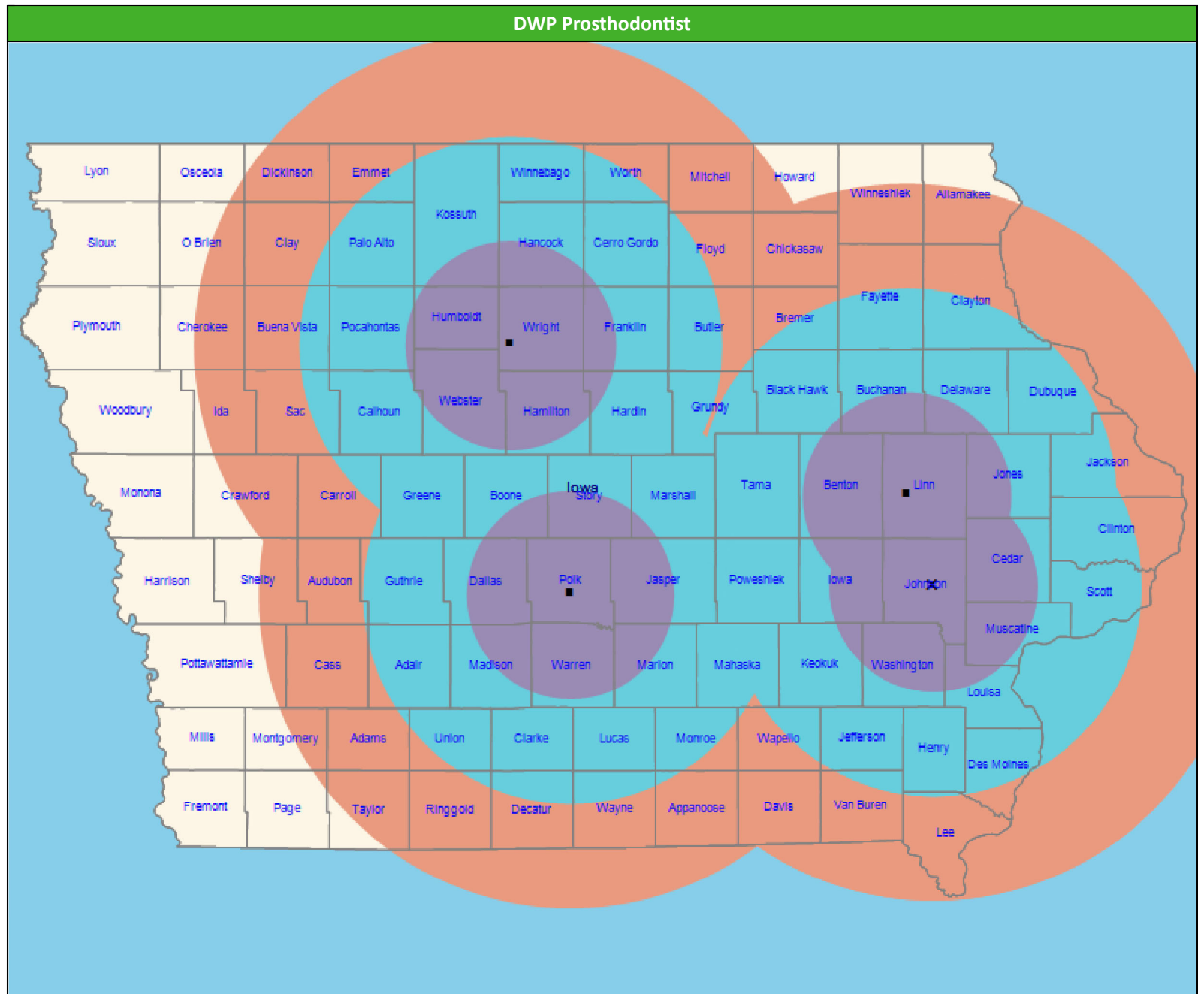
July 17, 2020

## DWP Prosthodontist

21 providers at 5 locations

- Single providers (3)
- ✕ Multiple providers (2)
- 30 mile radius
- 60 mile radius
- 90 mile radius

41.42 miles



# DWP Orthodontist Access Map

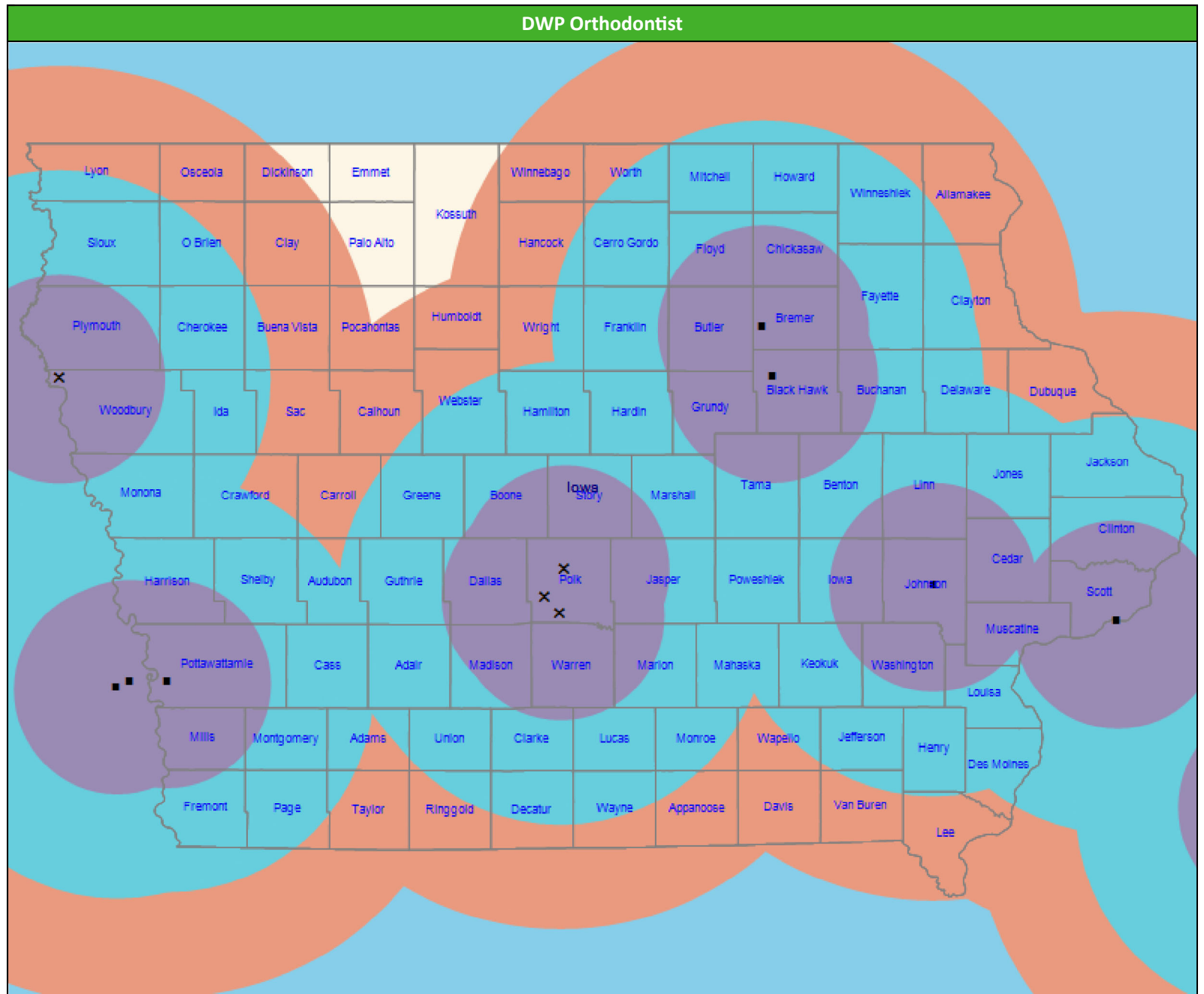
July 17, 2020

## DWP Orthodontist

18 providers at 12 locations

- Single providers (8)
- ✕ Multiple providers (4)
- 30 mile radius
- 60 mile radius
- 90 mile radius

41.42 miles



### Access Summary By State

July 17, 2020

**Access Analysis**

DWP Network

**Member Group**

DWP Members

**Provider Group**

- DWP All Providers
- DWP General Practitioner
- DWP Oral Surgeon
- DWP Endodontist
- DWP Orthodontist
- DWP Periodontist
- DWP Prosthodontist

<sup>1</sup> Provider counts represent:

- P: Unique providers
- L: Unique provider locations

\*\* These records have been excluded from the analysis because of invalid zip codes.

All Members												
Member		Provider		With Access		Without Access		Counts <sup>1</sup>		Average Distance		Average Time
Group	#	Group	Standard	#	%	#	%	P	L	1	2	1
DWP Members	223,829	DWP All Providers	1 in 30 miles and 3...	223,642	99.9	187	0.1	1,434	542	3.2	4.1	3.5
		DWP General Pr...	1 in 30 miles and 3...	223,642	99.9	187	0.1	1,220	508	3.2	4.2	3.6
		DWP General Pr...	1 in 60 miles and 6...	223,822	99.9	7	0.1	1,220	508	3.2	4.2	3.6
		DWP General Pr...	1 in 90 miles and 9...	223,822	99.9	7	0.1	1,220	508	3.2	4.2	3.6
		DWP Oral Surgeon	1 in 30 miles and 3...	136,898	61.2	86,931	38.8	151	37	22.2	26.7	26.0
		DWP Oral Surgeon	1 in 60 miles and 6...	194,181	86.8	29,648	13.2	151	37	22.2	26.7	26.0
		DWP Oral Surgeon	1 in 90 miles and 9...	219,426	98.0	4,403	2.0	151	37	22.2	26.7	26.0
		DWP Endodontist	1 in 30 miles and 3...	81,252	36.3	142,577	63.7	12	5	43.4	56.3	58.3
		DWP Endodontist	1 in 60 miles and 6...	116,003	51.8	107,826	48.2	12	5	43.4	56.3	58.3
		DWP Endodontist	1 in 90 miles and 9...	161,808	72.3	62,021	27.7	12	5	43.4	56.3	58.3
		DWP Orthodontist	1 in 30 miles and 3...	101,347	45.3	122,482	54.7	18	12	31.1	43.6	39.3
		DWP Orthodontist	1 in 60 miles and 6...	163,144	72.9	60,685	27.1	18	12	31.1	43.6	39.3
		DWP Orthodontist	1 in 90 miles and 9...	201,312	89.9	22,517	10.1	18	12	31.1	43.6	39.3
		DWP Periodontist	1 in 30 miles and 3...	20,637	9.2	203,192	90.8	12	5	61.2	71.0	78.3
		DWP Periodontist	1 in 60 miles and 6...	61,784	27.6	162,045	72.4	12	5	61.2	71.0	78.3
		DWP Periodontist	1 in 90 miles and 9...	126,446	56.5	97,383	43.5	12	5	61.2	71.0	78.3
		DWP Prosthodo...	1 in 30 miles and 3...	72,767	32.5	151,062	67.5	21	5	49.4	78.8	61.6
		DWP Prosthodo...	1 in 60 miles and 6...	106,992	47.8	116,837	52.2	21	5	49.4	78.8	61.6
		DWP Prosthodo...	1 in 90 miles and 9...	163,826	73.2	60,003	26.8	21	5	49.4	78.8	61.6

Key Geographic Areas										
State Name	Member	Provider		With Access		Without Access		Average Distance		Average Time
	#	Group	Standard	#	%	#	%	1	2	1
Iowa	223,815	DWP General Practitioner	1 in 60 miles and 60 mins	223,815	100.0	0	0.0	3.2	4.2	3.6
		DWP General Practitioner	1 in 90 miles and 90 mins	223,815	100.0	0	0.0	3.2	4.2	3.6
		DWP All Providers	1 in 30 miles and 30 mins	223,637	99.9	178	0.1	3.2	4.1	3.5
		DWP General Practitioner	1 in 30 miles and 30 mins	223,637	99.9	178	0.1	3.2	4.2	3.6
		DWP Oral Surgeon	1 in 90 miles and 90 mins	219,420	98.0	4,395	2.0	22.1	26.7	26.0
		DWP Orthodontist	1 in 90 miles and 90 mins	201,307	89.9	22,508	10.1	31.1	43.6	39.3
		DWP Oral Surgeon	1 in 60 miles and 60 mins	194,177	86.8	29,638	13.2	22.1	26.7	26.0
		DWP Prosthodontist	1 in 90 miles and 90 mins	163,825	73.2	59,990	26.8	49.4	78.8	61.5
		DWP Orthodontist	1 in 60 miles and 60 mins	163,142	72.9	60,673	27.1	31.1	43.6	39.3
		DWP Endodontist	1 in 90 miles and 90 mins	161,806	72.3	62,009	27.7	43.4	56.3	58.3
		DWP Oral Surgeon	1 in 30 miles and 30 mins	136,897	61.2	86,918	38.8	22.1	26.7	26.0
		DWP Periodontist	1 in 90 miles and 90 mins	126,444	56.5	97,371	43.5	61.2	71.0	78.2
		DWP Endodontist	1 in 60 miles and 60 mins	116,002	51.8	107,813	48.2	43.4	56.3	58.3
		DWP Prosthodontist	1 in 60 miles and 60 mins	106,992	47.8	116,823	52.2	49.4	78.8	61.5
		DWP Orthodontist	1 in 30 miles and 30 mins	101,345	45.3	122,470	54.7	31.1	43.6	39.3
		DWP Endodontist	1 in 30 miles and 30 mins	81,251	36.3	142,564	63.7	43.4	56.3	58.3

### Access Summary By City

July 17, 2020

**Access Analysis**

DWP Network

**Member Group**

DWP Members

**Provider Group**

- DWP All Providers
- DWP General Practitioner
- DWP Oral Surgeon
- DWP Endodontist
- DWP Orthodontist
- DWP Periodontist
- DWP Prosthodontist

<sup>1</sup> Provider counts represent:

- P: Unique providers
- L: Unique provider locations

\*\* These records have been excluded from the analysis because of invalid zip codes.

All Members												
Member		Provider		With Access		Without Access		Counts <sup>1</sup>		Average Distance		Average Time
Group	#	Group	Standard	#	%	#	%	P	L	1	2	1
DWP Members	223,829	DWP All Providers	1 in 30 miles and 3...	223,642	99.9	187	0.1	1,434	542	3.2	4.1	3.5
		DWP General Pr...	1 in 30 miles and 3...	223,642	99.9	187	0.1	1,220	508	3.2	4.2	3.6
		DWP General Pr...	1 in 60 miles and 6...	223,822	99.9	7	0.1	1,220	508	3.2	4.2	3.6
		DWP General Pr...	1 in 90 miles and 9...	223,822	99.9	7	0.1	1,220	508	3.2	4.2	3.6
		DWP Oral Surgeon	1 in 30 miles and 3...	136,898	61.2	86,931	38.8	151	37	22.2	26.7	26.0
		DWP Oral Surgeon	1 in 60 miles and 6...	194,181	86.8	29,648	13.2	151	37	22.2	26.7	26.0
		DWP Oral Surgeon	1 in 90 miles and 9...	219,426	98.0	4,403	2.0	151	37	22.2	26.7	26.0
		DWP Endodontist	1 in 30 miles and 3...	81,252	36.3	142,577	63.7	12	5	43.4	56.3	58.3
		DWP Endodontist	1 in 60 miles and 6...	116,003	51.8	107,826	48.2	12	5	43.4	56.3	58.3
		DWP Endodontist	1 in 90 miles and 9...	161,808	72.3	62,021	27.7	12	5	43.4	56.3	58.3
		DWP Orthodontist	1 in 30 miles and 3...	101,347	45.3	122,482	54.7	18	12	31.1	43.6	39.3
		DWP Orthodontist	1 in 60 miles and 6...	163,144	72.9	60,685	27.1	18	12	31.1	43.6	39.3
		DWP Orthodontist	1 in 90 miles and 9...	201,312	89.9	22,517	10.1	18	12	31.1	43.6	39.3
		DWP Periodontist	1 in 30 miles and 3...	20,637	9.2	203,192	90.8	12	5	61.2	71.0	78.3
		DWP Periodontist	1 in 60 miles and 6...	61,784	27.6	162,045	72.4	12	5	61.2	71.0	78.3
		DWP Periodontist	1 in 90 miles and 9...	126,446	56.5	97,383	43.5	12	5	61.2	71.0	78.3
		DWP Prosthodo...	1 in 30 miles and 3...	72,767	32.5	151,062	67.5	21	5	49.4	78.8	61.6
		DWP Prosthodo...	1 in 60 miles and 6...	106,992	47.8	116,837	52.2	21	5	49.4	78.8	61.6
		DWP Prosthodo...	1 in 90 miles and 9...	163,826	73.2	60,003	26.8	21	5	49.4	78.8	61.6

Key Geographic Areas										
City	Member	Provider		With Access		Without Access		Average Distance		Average Time
	#	Group	Standard	#	%	#	%	1	2	1
Des Moines, IA	24,837	DWP All Providers	1 in 30 miles and 30 mins	24,837	100.0	0	0.0	0.8	1.0	1.3
		DWP General Practitioner	1 in 30 miles and 30 mins	24,837	100.0	0	0.0	0.8	1.0	1.3
		DWP General Practitioner	1 in 60 miles and 60 mins	24,837	100.0	0	0.0	0.8	1.0	1.3
		DWP General Practitioner	1 in 90 miles and 90 mins	24,837	100.0	0	0.0	0.8	1.0	1.3
		DWP Oral Surgeon	1 in 90 miles and 90 mins	24,836	99.9	1	0.1	2.7	3.1	4.2
		DWP Orthodontist	1 in 90 miles and 90 mins	24,836	99.9	1	0.1	4.3	4.3	6.7
		DWP Prosthodontist	1 in 90 miles and 90 mins	24,835	99.9	2	0.1	5.3	77.4	7.8
		DWP Endodontist	1 in 90 miles and 90 mins	24,834	99.9	3	0.1	4.2	4.2	7.4
		DWP Oral Surgeon	1 in 30 miles and 30 mins	24,834	99.9	3	0.1	2.7	3.1	4.2
		DWP Oral Surgeon	1 in 60 miles and 60 mins	24,834	99.9	3	0.1	2.7	3.1	4.2
		DWP Endodontist	1 in 60 miles and 60 mins	24,832	99.9	5	0.1	4.2	4.2	7.4
		DWP Orthodontist	1 in 30 miles and 30 mins	24,831	99.9	6	0.1	4.3	4.3	6.7
		DWP Orthodontist	1 in 60 miles and 60 mins	24,831	99.9	6	0.1	4.3	4.3	6.7
		DWP Prosthodontist	1 in 60 miles and 60 mins	24,831	99.9	6	0.1	5.3	77.4	7.8
		DWP Endodontist	1 in 30 miles and 30 mins	24,830	99.9	7	0.1	4.2	4.2	7.4
DWP Prosthodontist	1 in 30 miles and 30 mins	24,830	99.9	7	0.1	5.3	77.4	7.8		