

Network Access Analysis

Dental Wellness Plan

Delta Dental of Iowa

April 8, 2020

Contents

Report Contents

Access Overview 30 Miles	3
<i>DWP Members: DWP GP, DWP Members: DWP OS, DWP Members: DWP ENDO, DWP Members: DWP PERIO, DWP Members DWP PROST, DWP Members: DWP ORTHO</i>	
Access Overview 60 Miles	9
<i>DWP Members: DWP GP, DWP Members: DWP OS, DWP Members: DWP ENDO, DWP Members: DWP PERIO, DWP Members DWP PROST, DWP Members: DWP ORTHO</i>	
Access Overview 90 Miles	15
<i>DWP Members: DWP GP, DWP Members: DWP OS, DWP Members: DWP ENDO, DWP Members: DWP PERIO, DWP Members DWP PROST, DWP Members: DWP ORTHO</i>	
DWP GP Access Map	21
DWP Oral Surgeon Access Map	22
DWP Endodontist Access Map	23
DWP Periodontist Access Map	24
DWP Prosthodontist Access Map	25
DWP Orthodontist Access Map	26
Access Summary By State	27
Access Summary By City	28

Access Overview 30 Miles

April 8, 2020

Access Analysis

DWP Network

Member / Provider Groups

DWP Members

DWP GP

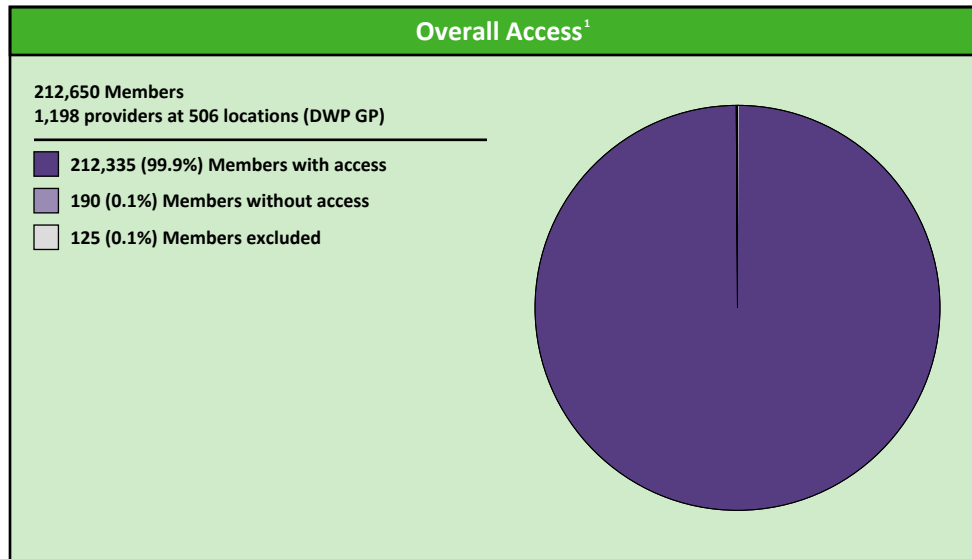
Comparison Graph

Percent of members with access to a choice of providers over miles

- 1st closest
- 2nd closest

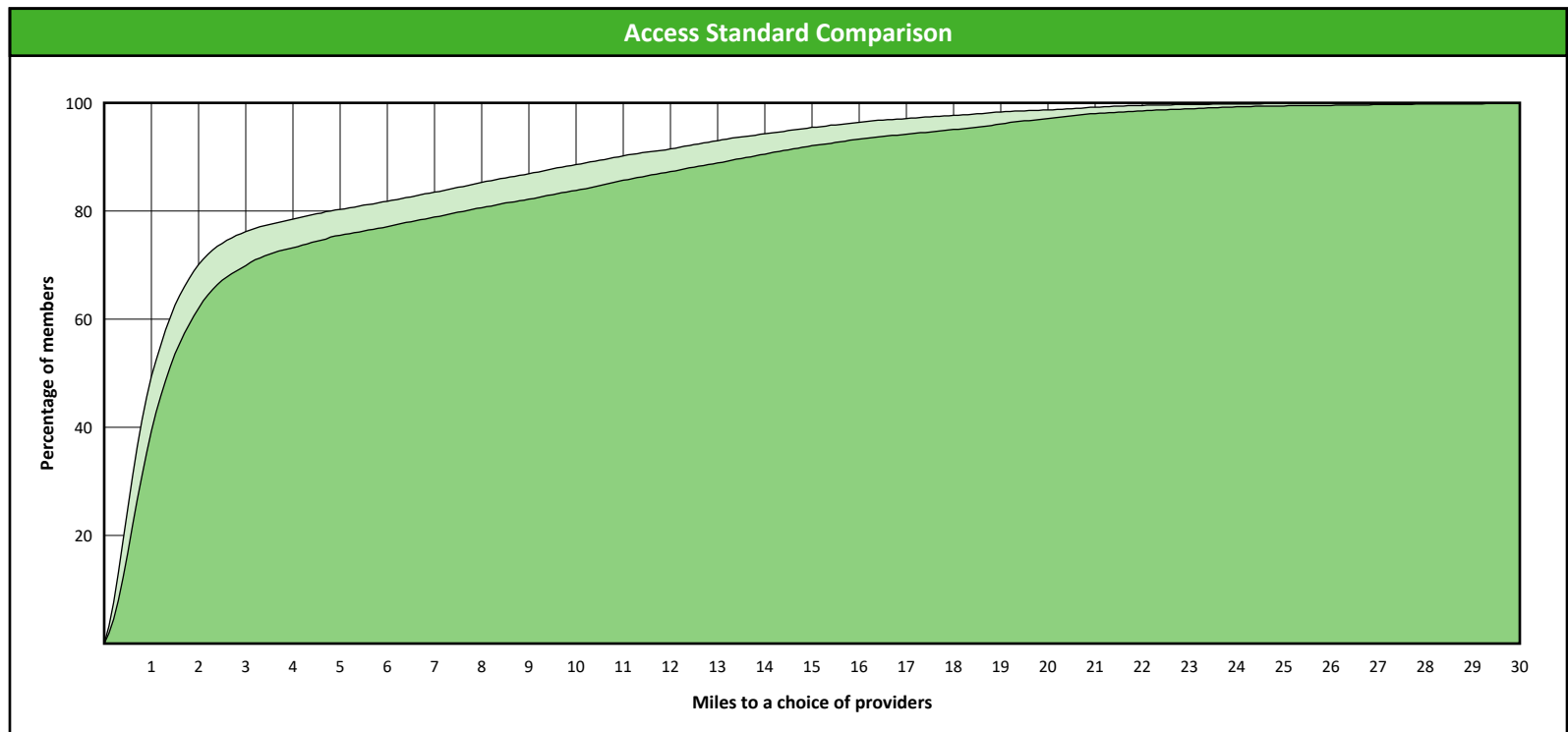
¹ The Access Standard is defined as (DWP Members) members accessing:

- 1 (DWP GP) provider in 30 miles and 30 minutes



Distances/Times

	Average
Distance/Time to 1st closest provider	3.2 miles 3.6 mins
Distance/Time to 2nd closest provider	4.2 miles 4.7 mins



Access Overview 30 Miles

April 8, 2020

Access Analysis

DWP Network

Member / Provider Groups

DWP Members

DWP OS

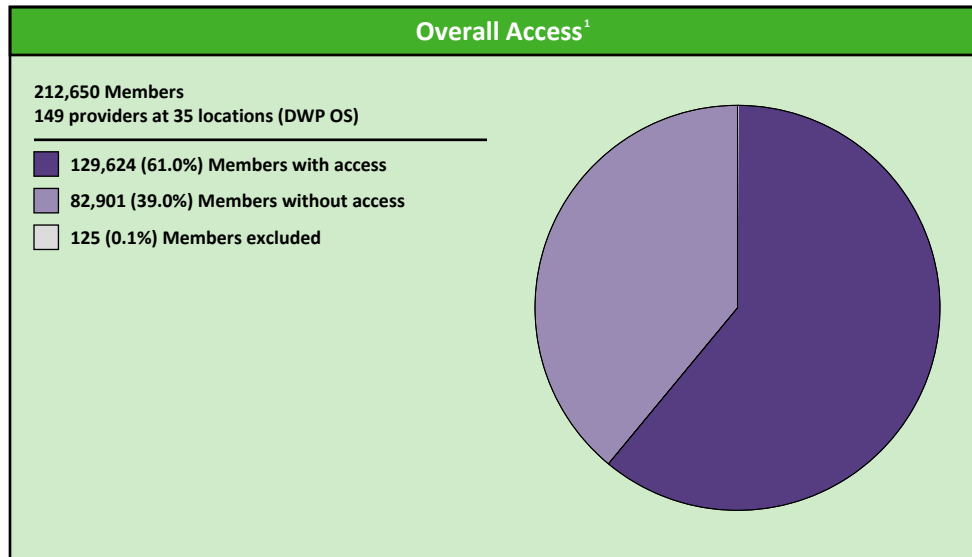
Comparison Graph

Percent of members with access to a choice of providers over miles

- 1st closest
- 2nd closest

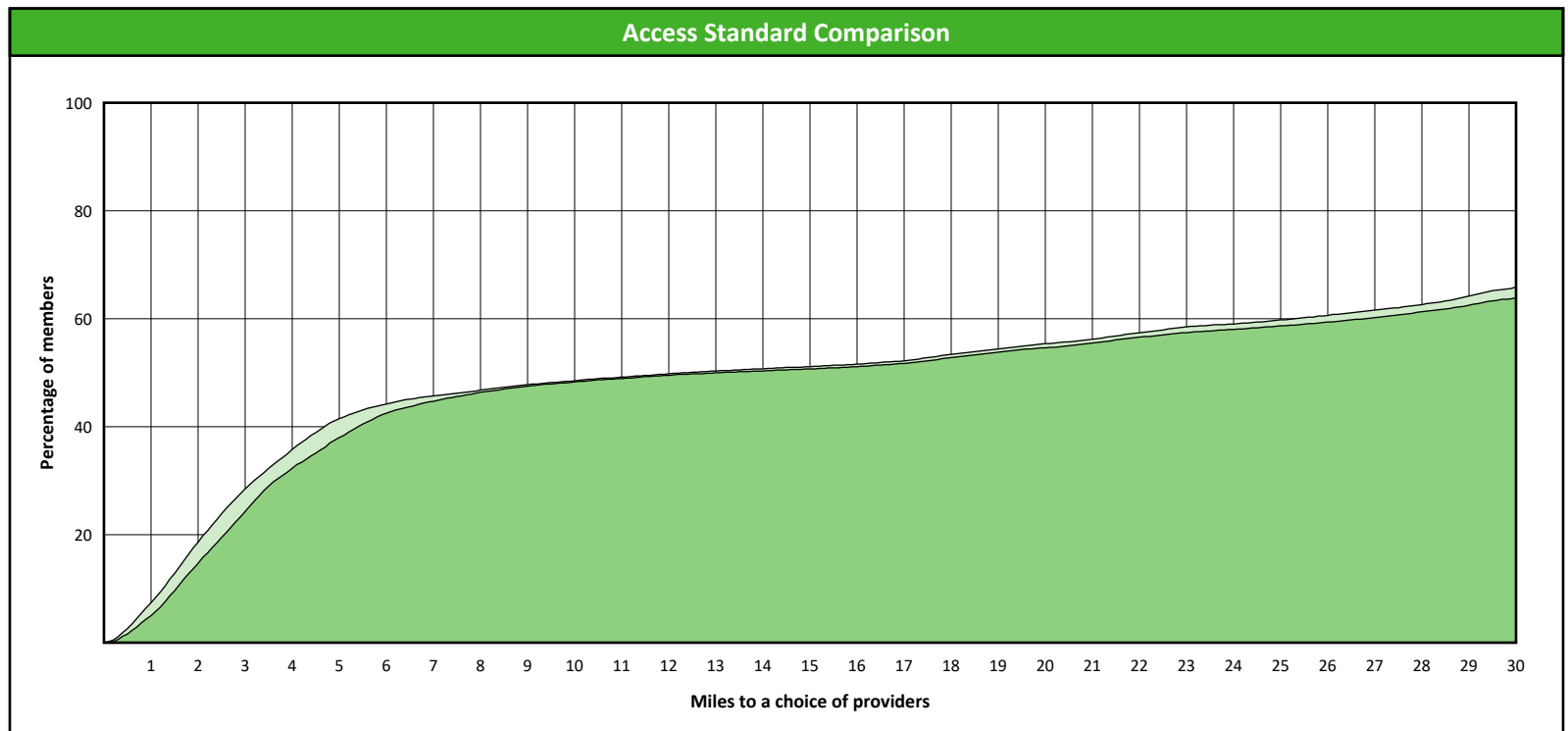
¹ The Access Standard is defined as (DWP Members) members accessing:

- 1 (DWP OS) provider in 30 miles and 30 minutes



Distances/Times

	Average
Distance/Time to 1st closest provider	22.2 miles 26.1 mins
Distance/Time to 2nd closest provider	26.8 miles 31.4 mins



Access Overview 30 Miles

April 8, 2020

Access Analysis

DWP Network

Member / Provider Groups

DWP Members

DWP ENDO


Comparison Graph

Percent of members with access to a choice of providers over miles

- 1st closest
- 2nd closest

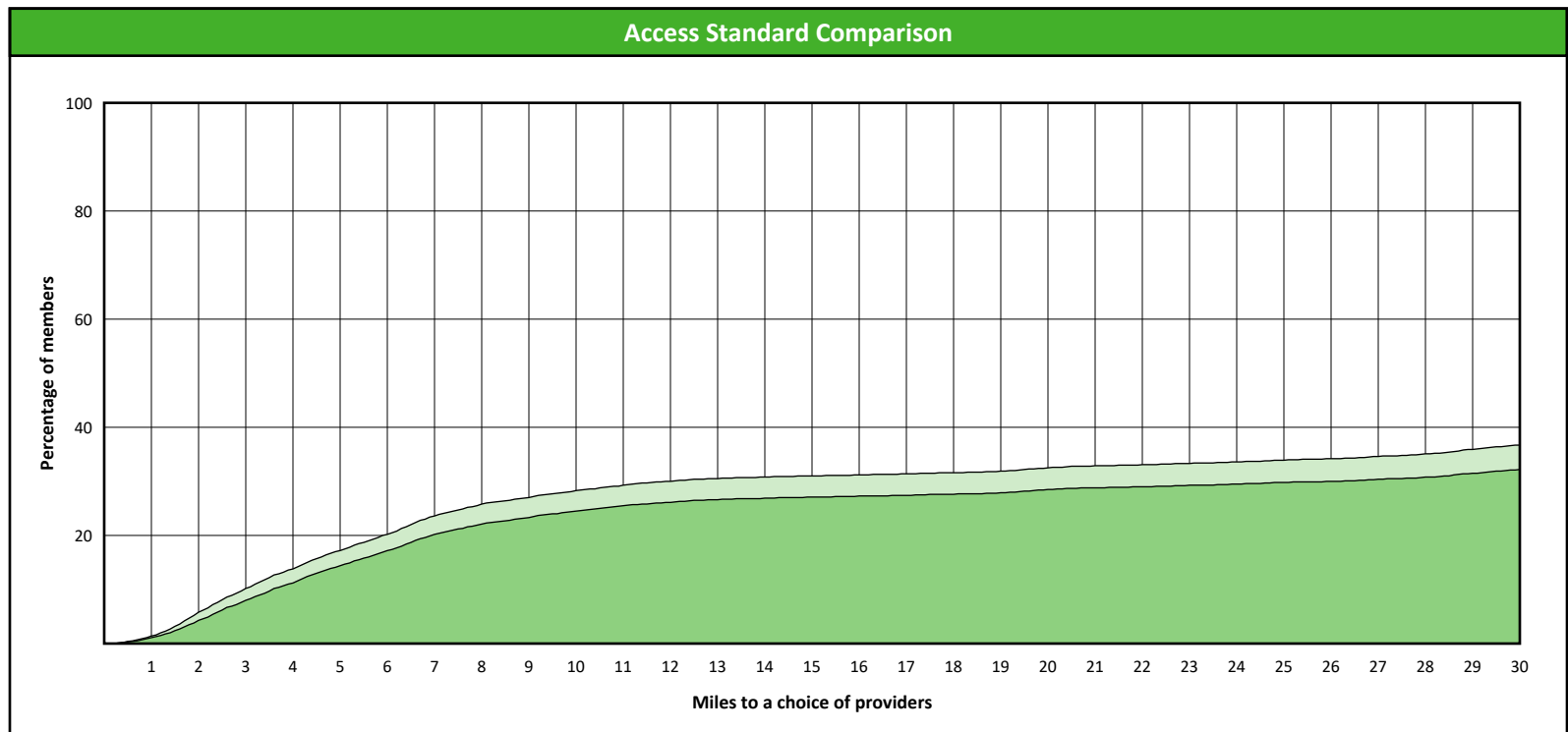
¹ The Access Standard is defined as (DWP Members) members accessing:

- 1 (DWP ENDO) provider in 30 miles and 30 minutes



Distances/Times

	Average
Distance/Time to 1st closest provider	45.4 miles 62.7 mins
Distance/Time to 2nd closest provider	56.6 miles 79.8 mins



Access Overview 30 Miles

April 8, 2020

Access Analysis

DWP Network

Member / Provider Groups

DWP Members

DWP PERIO


Comparison Graph

Percent of members with access to a choice of providers over miles

- 1st closest
- 2nd closest

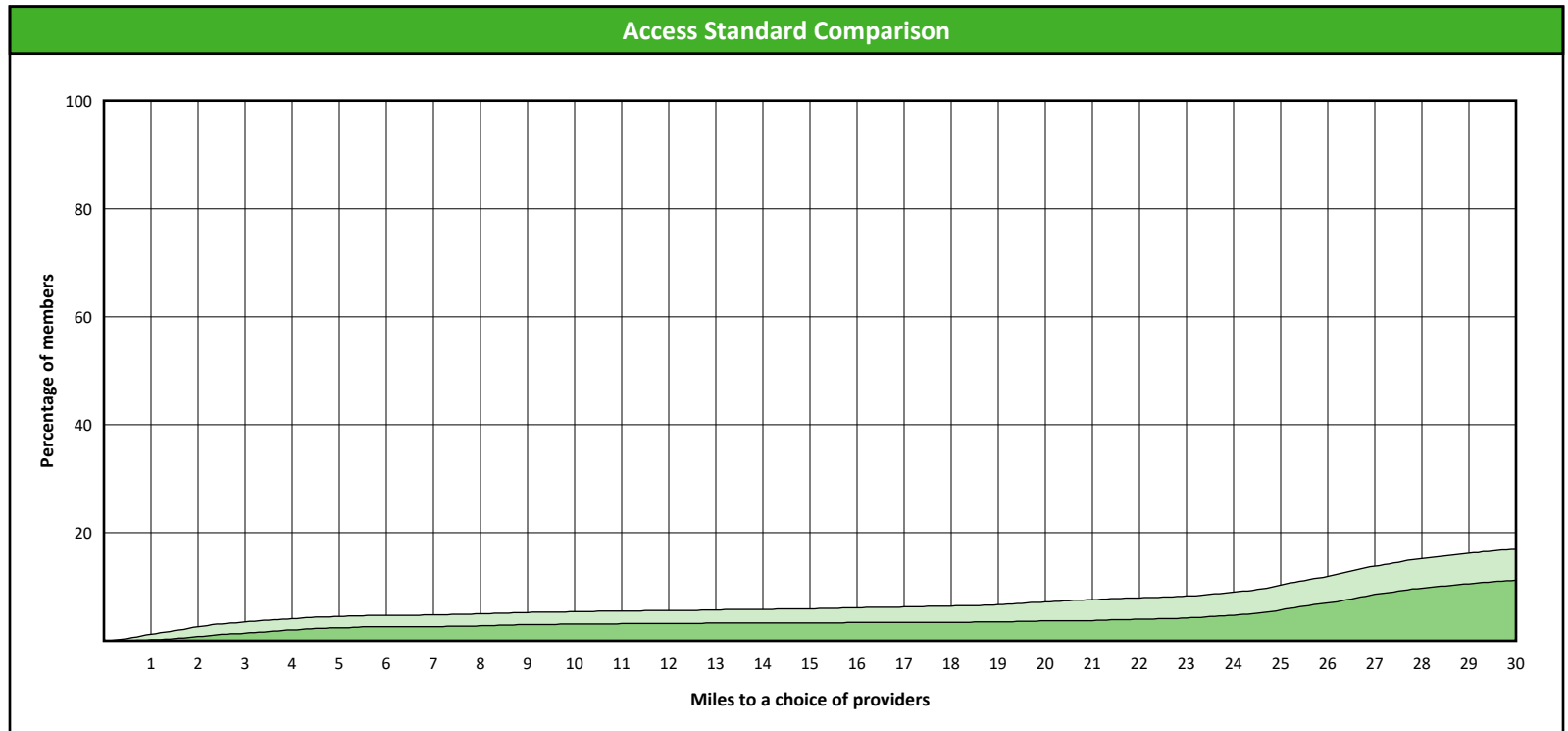
¹ The Access Standard is defined as (DWP Members) members accessing:

- 1 (DWP PERIO) provider in 30 miles and 30 minutes



Distances/Times

	Average
Distance/Time to 1st closest provider	61.2 miles 78.3 mins
Distance/Time to 2nd closest provider	71.1 miles 90.6 mins



Access Overview 30 Miles

April 8, 2020

Access Analysis

DWP Network

Member / Provider Groups

DWP Members

DWP PROST


Comparison Graph

Percent of members with access to a choice of providers over miles

- 1st closest
- 2nd closest

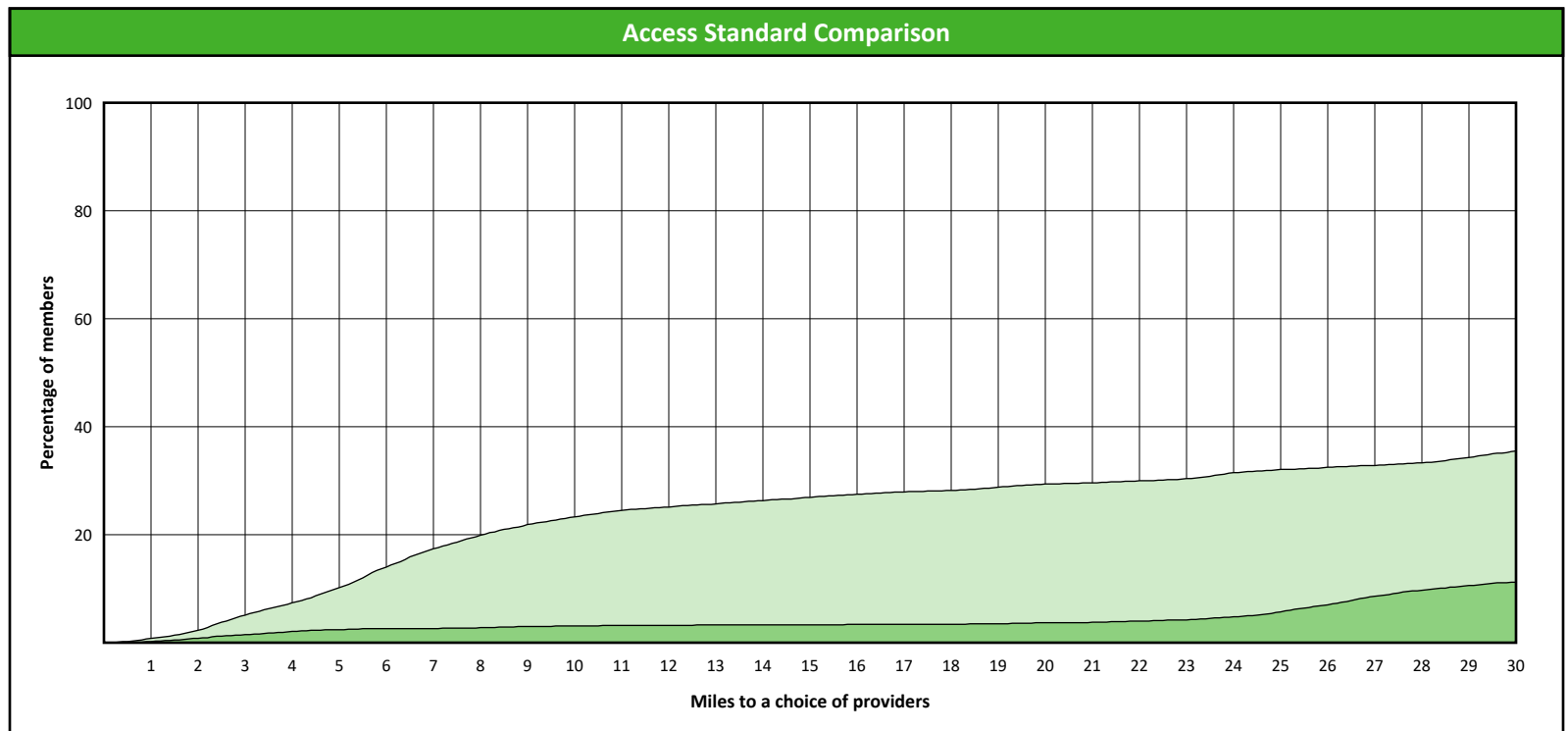
¹ The Access Standard is defined as (DWP Members) members accessing:

1 (DWP PROST) provider in 30 miles and 30 minutes



Distances/Times

	Average
Distance/Time to 1st closest provider	49.7 miles 61.8 mins
Distance/Time to 2nd closest provider	78.9 miles 99.8 mins



Access Overview 30 Miles

April 8, 2020

Access Analysis

DWP Network

Member / Provider Groups

DWP Members

DWP ORTHO

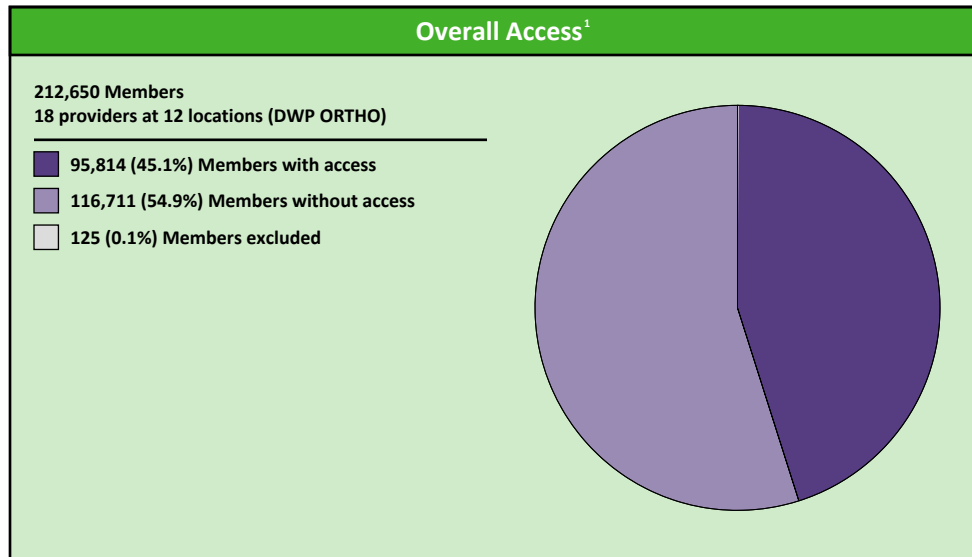
Comparison Graph

Percent of members with access to a choice of providers over miles

- 1st closest
- 2nd closest

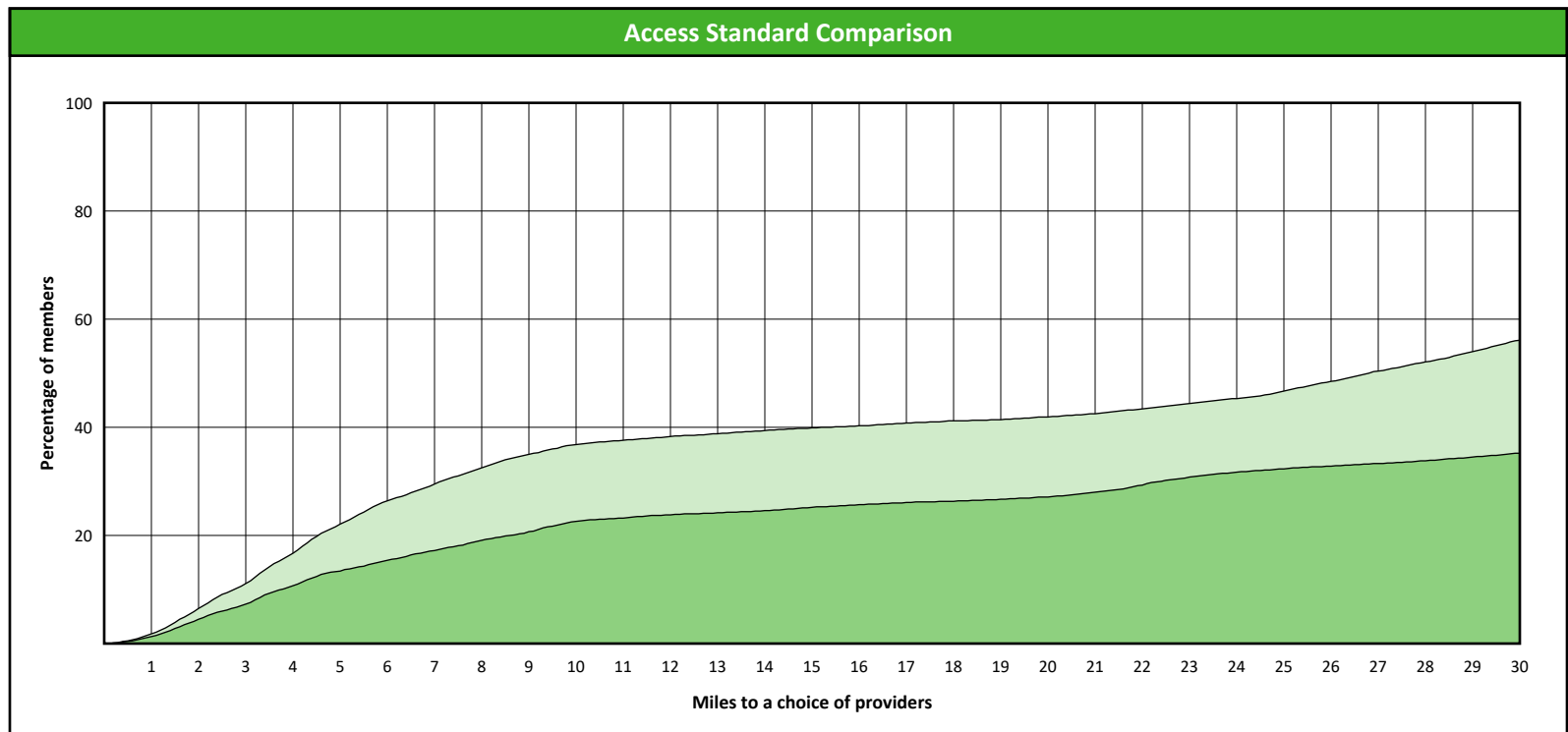
¹ The Access Standard is defined as (DWP Members) members accessing:

1 (DWP ORTHO) provider in 30 miles and 30 minutes



Distances/Times

	Average
Distance/Time to 1st closest provider	31.3 miles 39.4 mins
Distance/Time to 2nd closest provider	43.8 miles 55.3 mins



Access Overview 60 Miles

April 8, 2020

Access Analysis

DWP Network

Member / Provider Groups

DWP Members

DWP GP

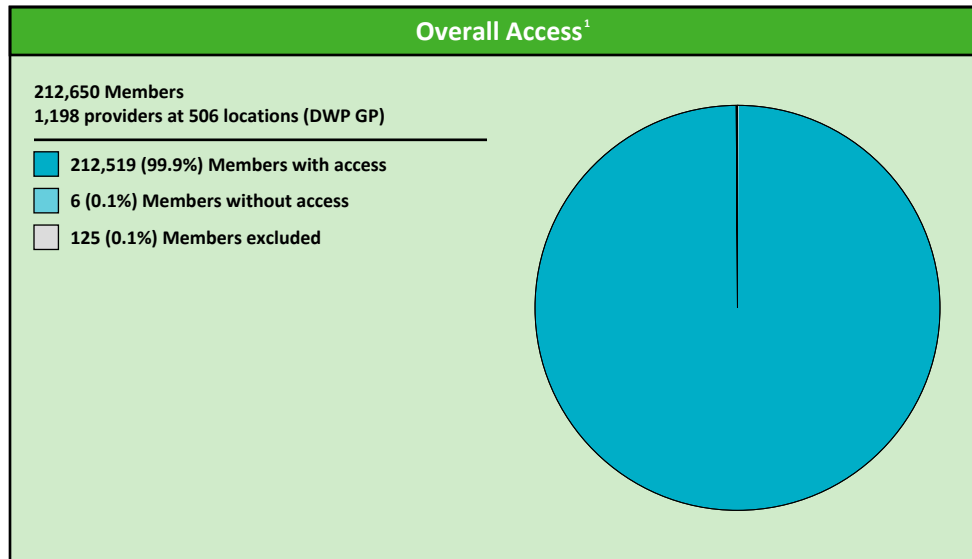
Comparison Graph

Percent of members with access to a choice of providers over miles

- 1st closest
- 2nd closest

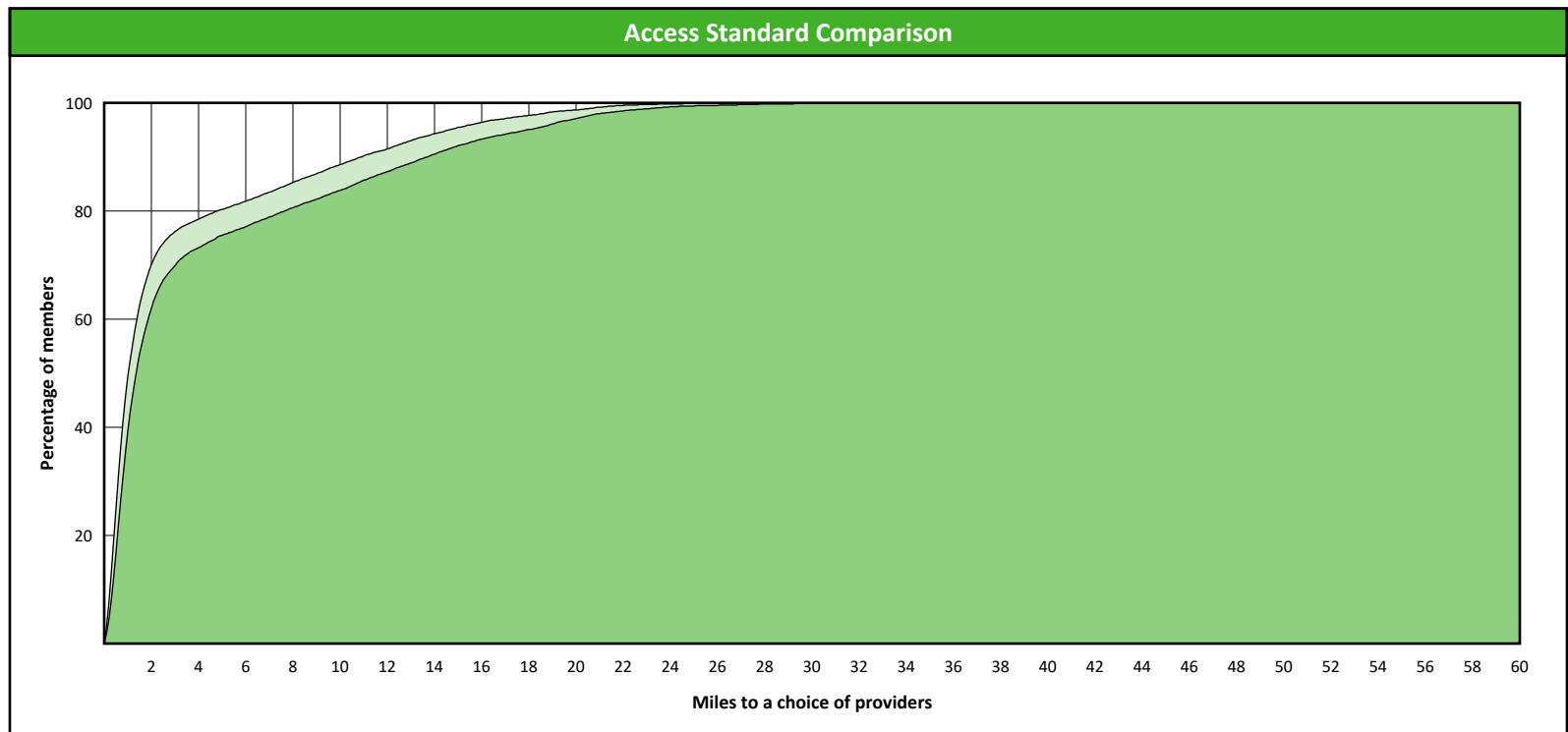
¹ The Access Standard is defined as (DWP Members) members accessing:

- 1 (DWP GP) provider in 60 miles and 60 minutes



Distances/Times

		Average
Distance/Time to 1st closest provider		3.2 miles 3.6 mins
Distance/Time to 2nd closest provider		4.2 miles 4.7 mins



Access Overview 60 Miles

April 8, 2020

Access Analysis

DWP Network

Member / Provider Groups

DWP Members

DWP OS


Comparison Graph

Percent of members with access to a choice of providers over miles

- 1st closest
- 2nd closest

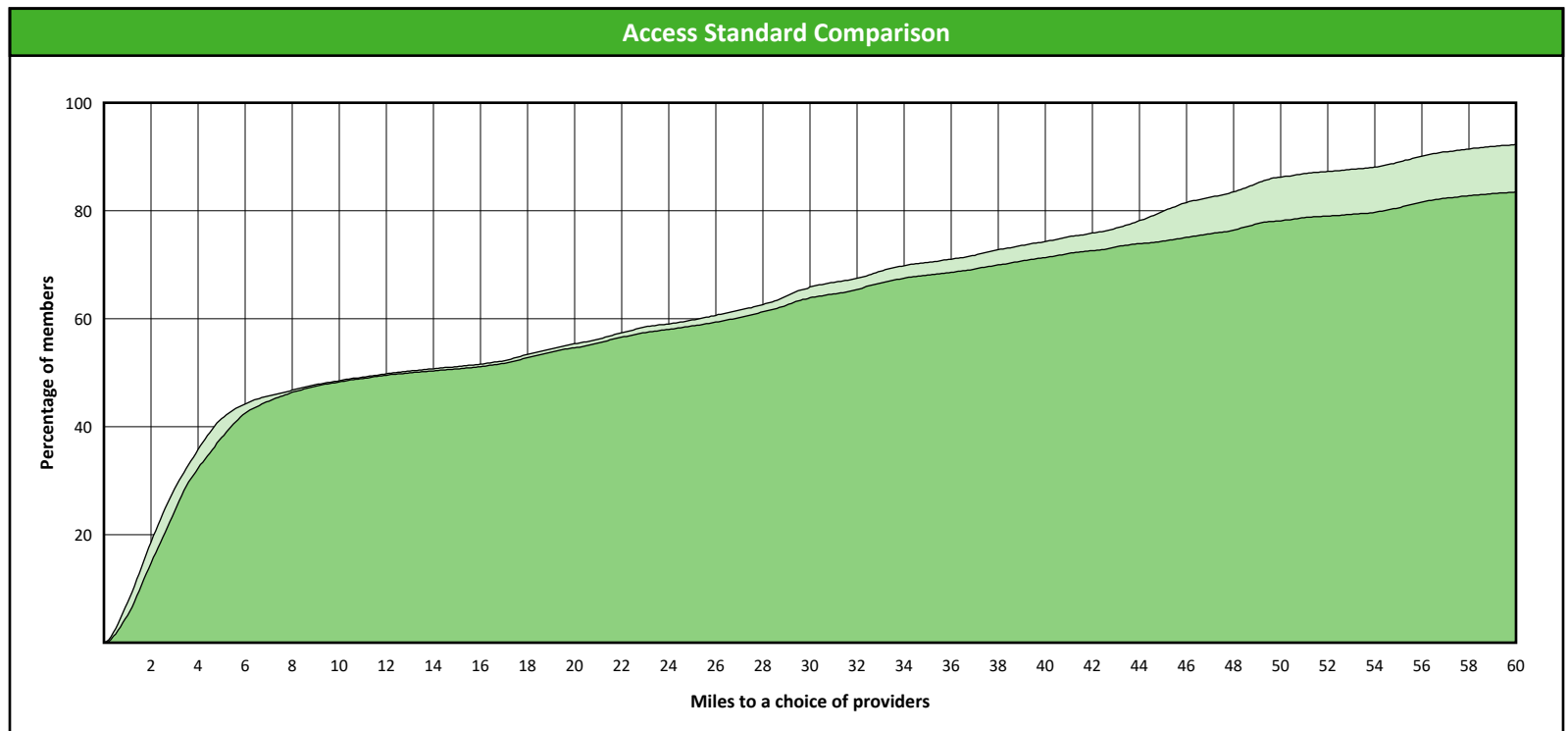
¹ The Access Standard is defined as (DWP Members) members accessing:

- 1 (DWP OS) provider in 60 miles and 60 minutes



Distances/Times

	Average
Distance/Time to 1st closest provider	22.2 miles 26.1 mins
Distance/Time to 2nd closest provider	26.8 miles 31.4 mins



Access Overview 60 Miles

April 8, 2020

Access Analysis

DWP Network

Member / Provider Groups

DWP Members

DWP ENDO


Comparison Graph

Percent of members with access to a choice of providers over miles

- 1st closest
- 2nd closest

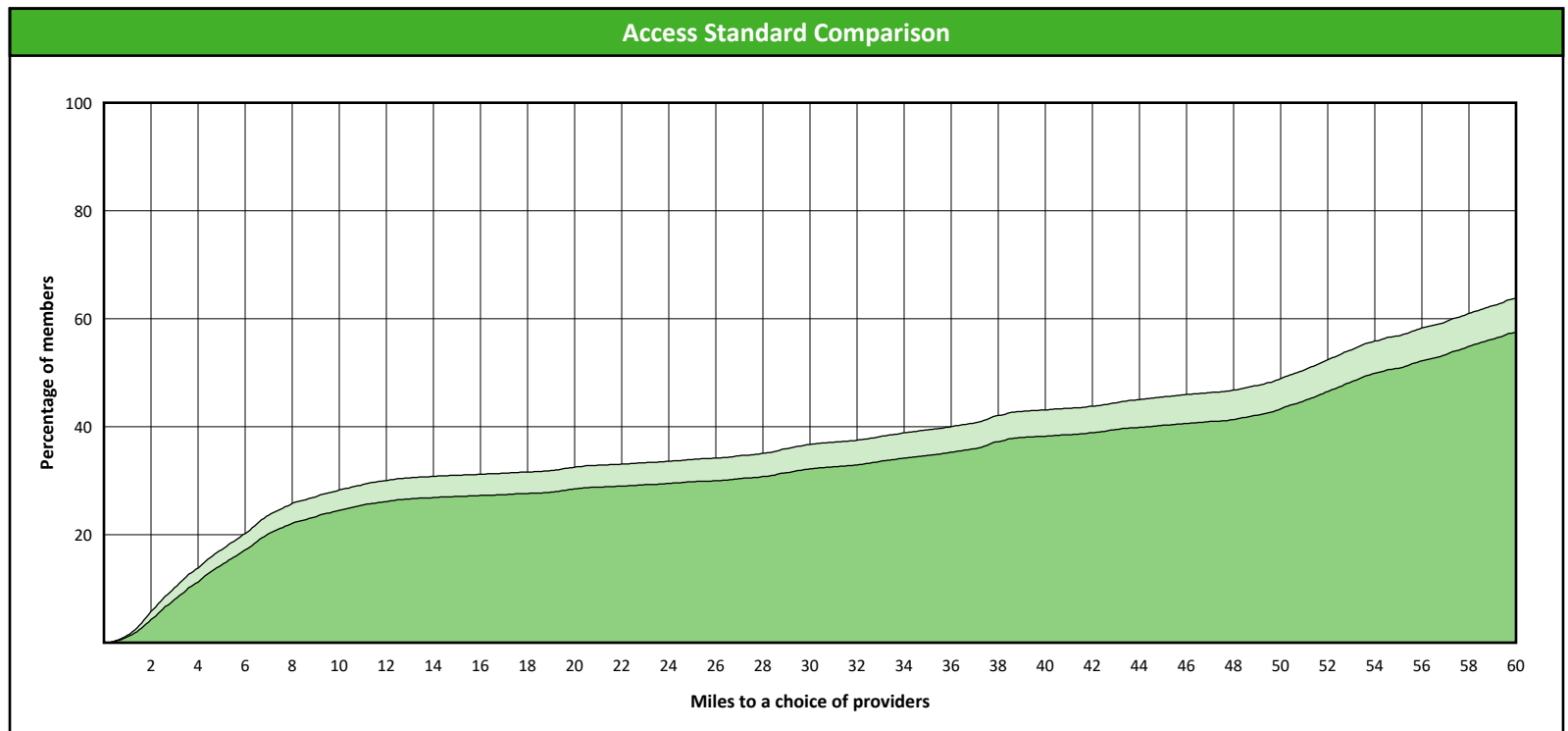
¹ The Access Standard is defined as (DWP Members) members accessing:

- 1 (DWP ENDO) provider in 60 miles and 60 minutes



Distances/Times

	Average
Distance/Time to 1st closest provider	45.4 miles 62.7 mins
Distance/Time to 2nd closest provider	56.6 miles 79.8 mins



Access Overview 60 Miles

April 8, 2020

Access Analysis

DWP Network

Member / Provider Groups

DWP Members

DWP PERIO


Comparison Graph

Percent of members with access to a choice of providers over miles

- 1st closest
- 2nd closest

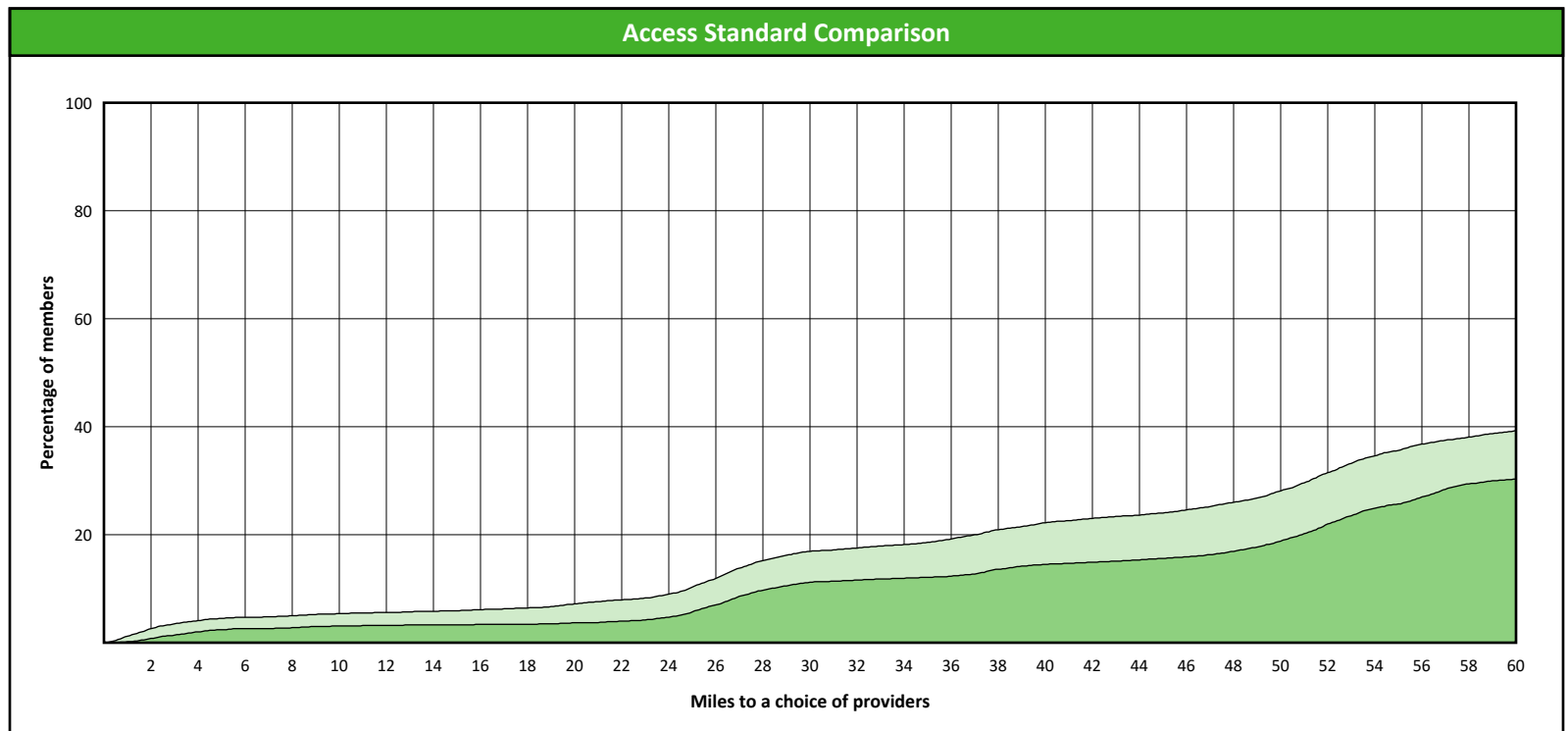
¹ The Access Standard is defined as (DWP Members) members accessing:

1 (DWP PERIO) provider in 60 miles and 60 minutes



Distances/Times

	Average
Distance/Time to 1st closest provider	61.2 miles 78.3 mins
Distance/Time to 2nd closest provider	71.1 miles 90.6 mins



Access Overview 60 Miles

April 8, 2020

Access Analysis

DWP Network

Member / Provider Groups

DWP Members

DWP PROST


Comparison Graph

Percent of members with access to a choice of providers over miles

- 1st closest
- 2nd closest

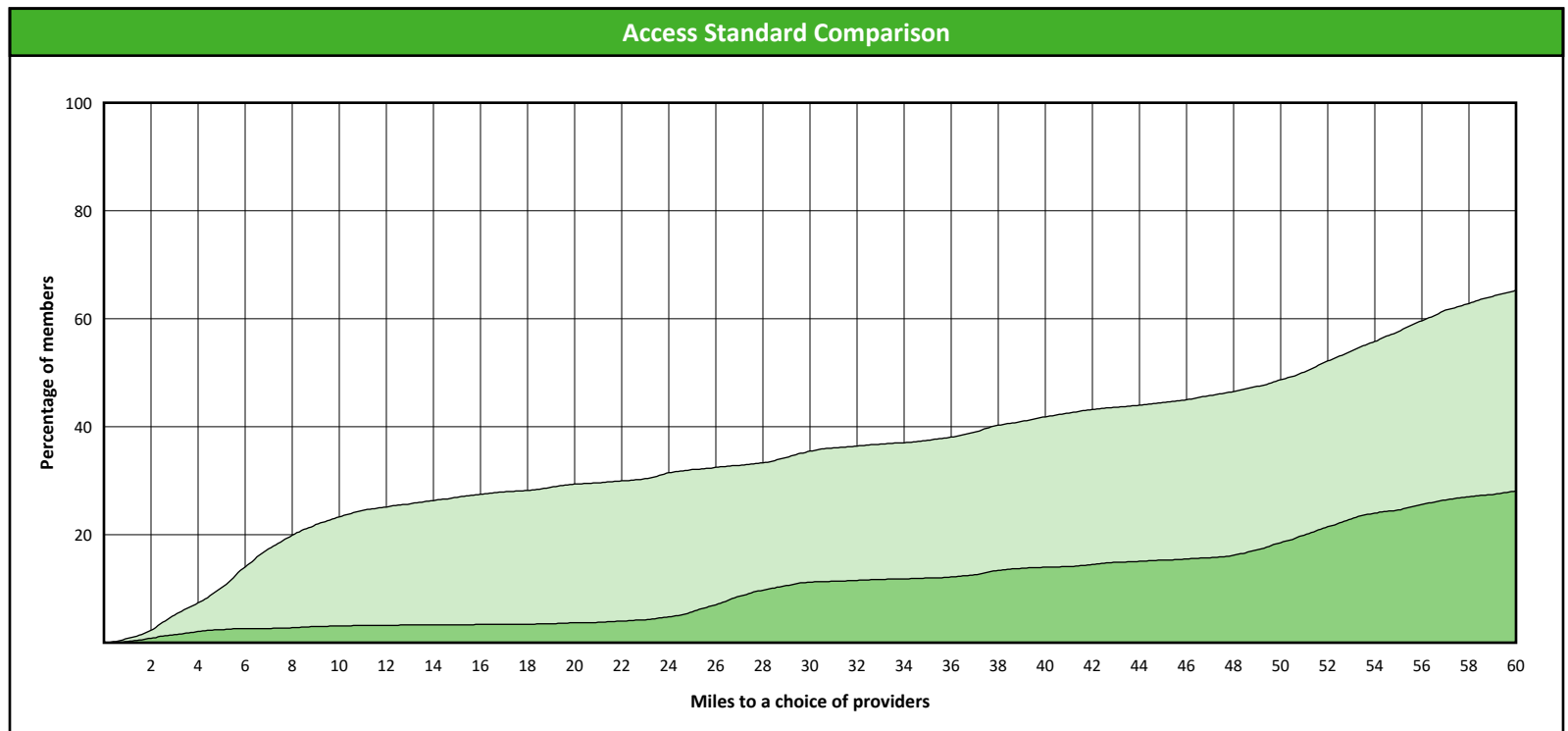
¹ The Access Standard is defined as (DWP Members) members accessing:

1 (DWP PROST) provider in 60 miles and 60 minutes



Distances/Times

	Average
Distance/Time to 1st closest provider	49.7 miles 61.8 mins
Distance/Time to 2nd closest provider	78.9 miles 99.8 mins



Access Overview 60 Miles

April 8, 2020

Access Analysis

DWP Network

Member / Provider Groups

DWP Members

DWP ORTHO


Comparison Graph

Percent of members with access to a choice of providers over miles

- 1st closest
- 2nd closest

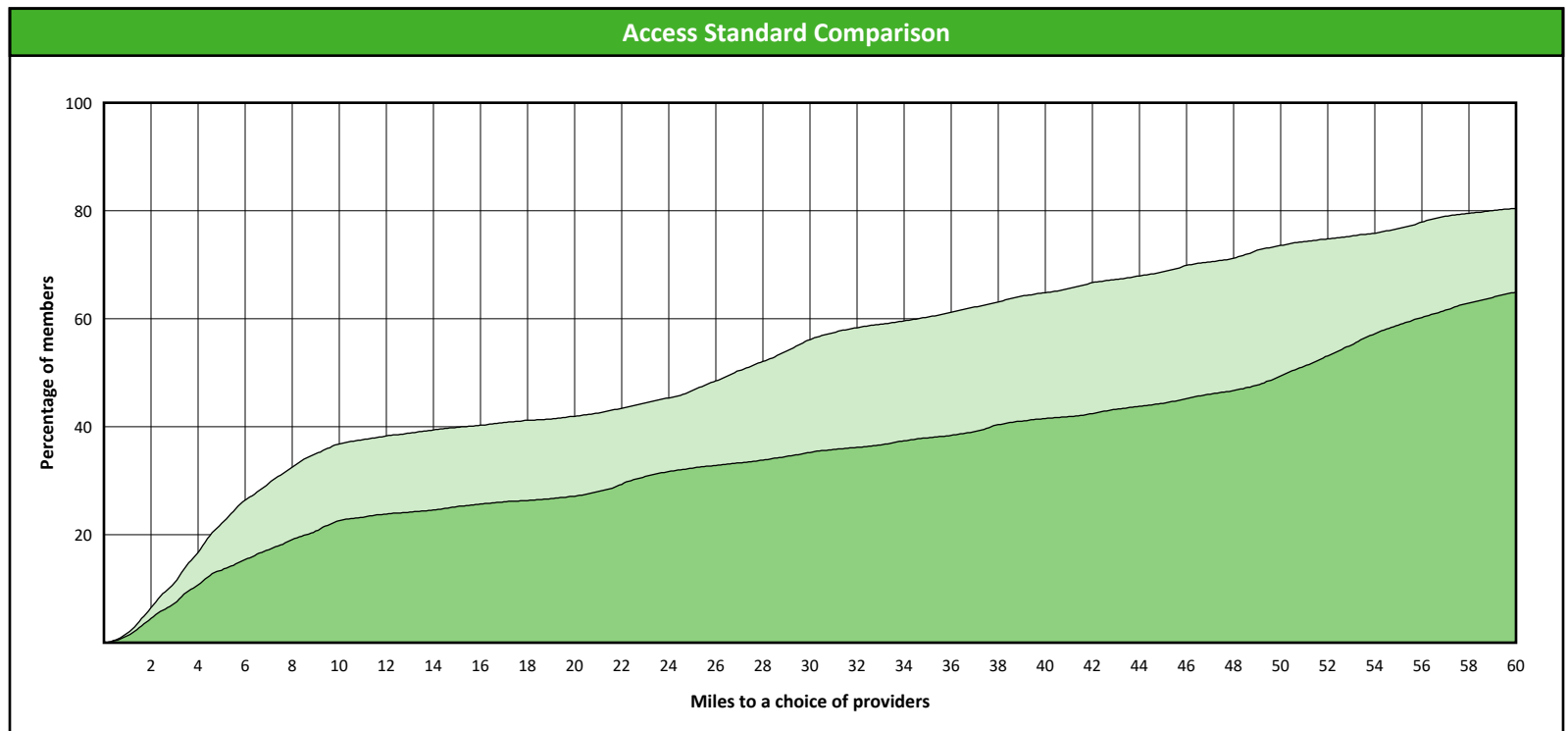
¹ The Access Standard is defined as (DWP Members) members accessing:

- 1 (DWP ORTHO) provider in 60 miles and 60 minutes



Distances/Times

	Average
Distance/Time to 1st closest provider	31.3 miles 39.4 mins
Distance/Time to 2nd closest provider	43.8 miles 55.3 mins



Access Overview 90 Miles

April 8, 2020

Access Analysis

DWP Network

Member / Provider Groups

DWP Members

DWP GP

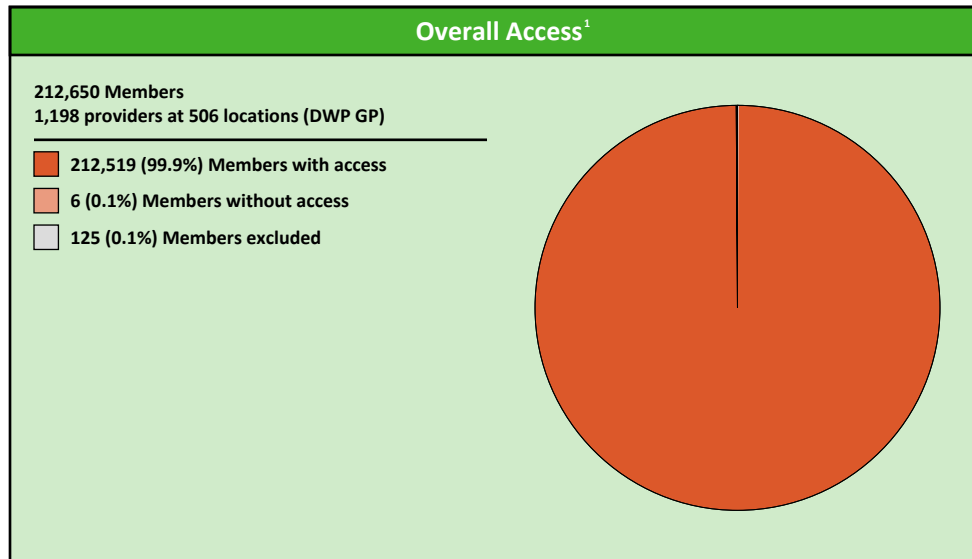
Comparison Graph

Percent of members with access to a choice of providers over miles

- 1st closest
- 2nd closest

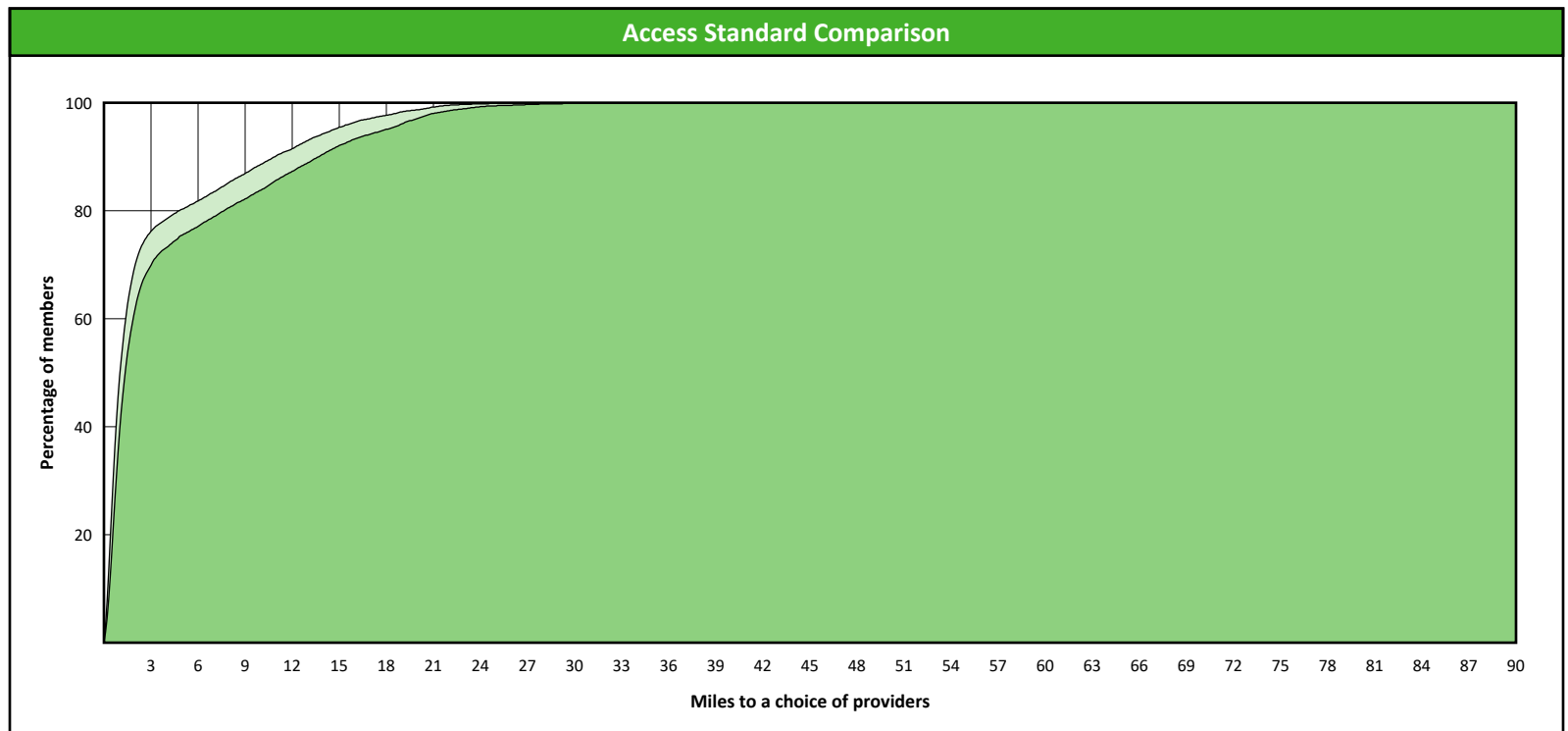
¹ The Access Standard is defined as (DWP Members) members accessing:

- 1 (DWP GP) provider in 90 miles and 90 minutes



Distances/Times

	Average
Distance/Time to 1st closest provider	3.2 miles 3.6 mins
Distance/Time to 2nd closest provider	4.2 miles 4.7 mins



Access Overview 90 Miles

April 8, 2020

Access Analysis

DWP Network

Member / Provider Groups

DWP Members

DWP OS


Comparison Graph

Percent of members with access to a choice of providers over miles

- 1st closest
- 2nd closest

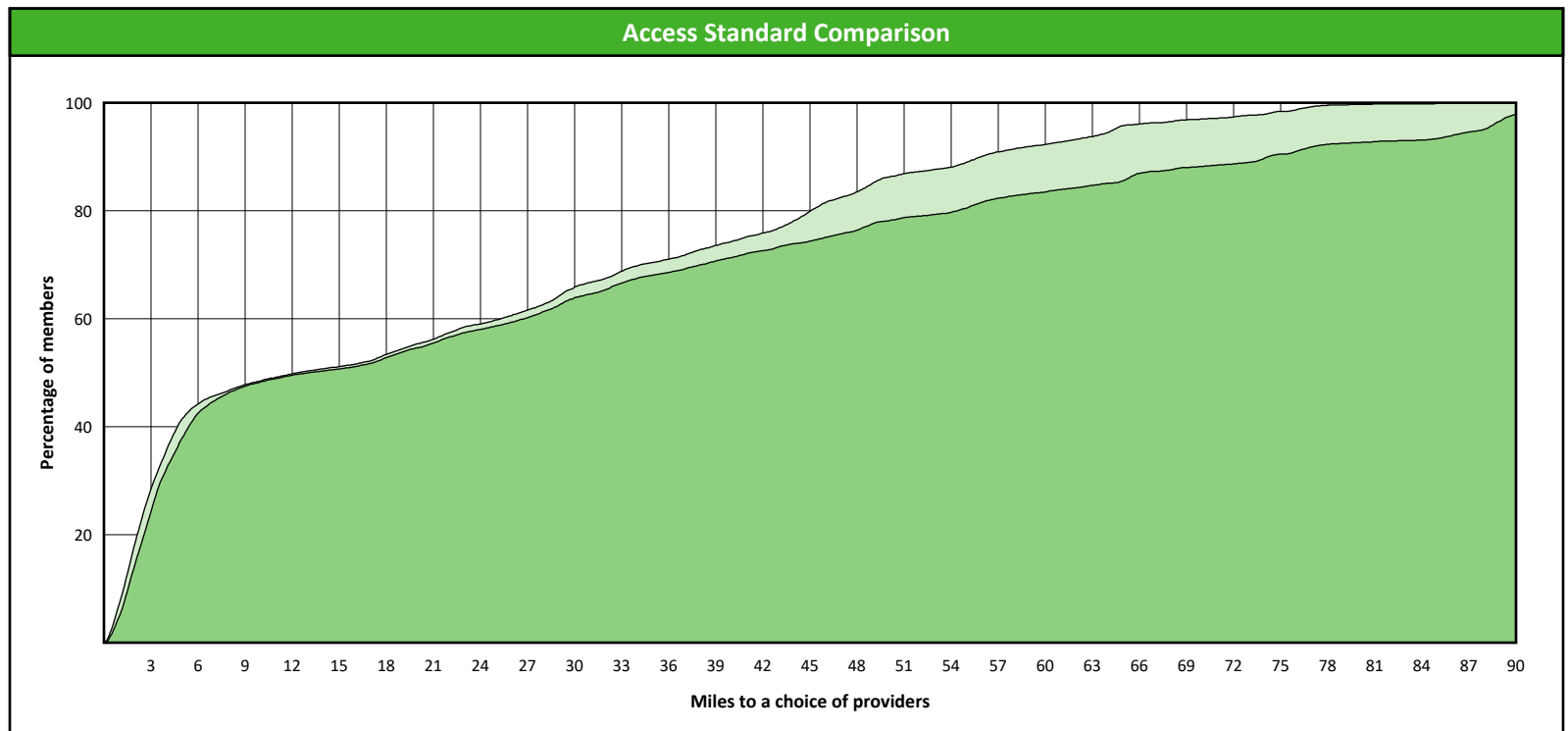
¹ The Access Standard is defined as (DWP Members) members accessing:

1 (DWP OS) provider in 90 miles and 90 minutes



Distances/Times

	Average
Distance/Time to 1st closest provider	22.2 miles 26.1 mins
Distance/Time to 2nd closest provider	26.8 miles 31.4 mins



Access Overview 90 Miles

April 8, 2020

Access Analysis

DWP Network

Member / Provider Groups

DWP Members

DWP ENDO

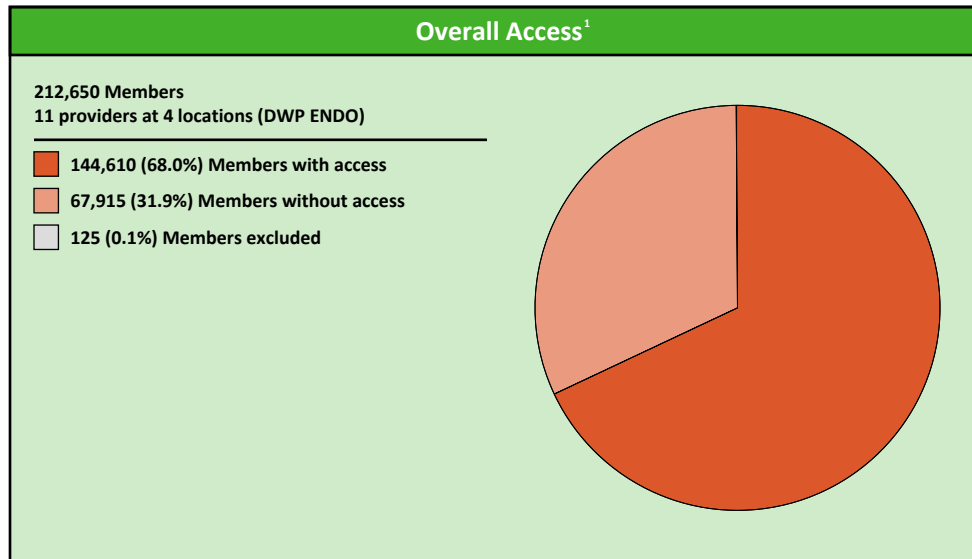
Comparison Graph

Percent of members with access to a choice of providers over miles

- 1st closest
- 2nd closest

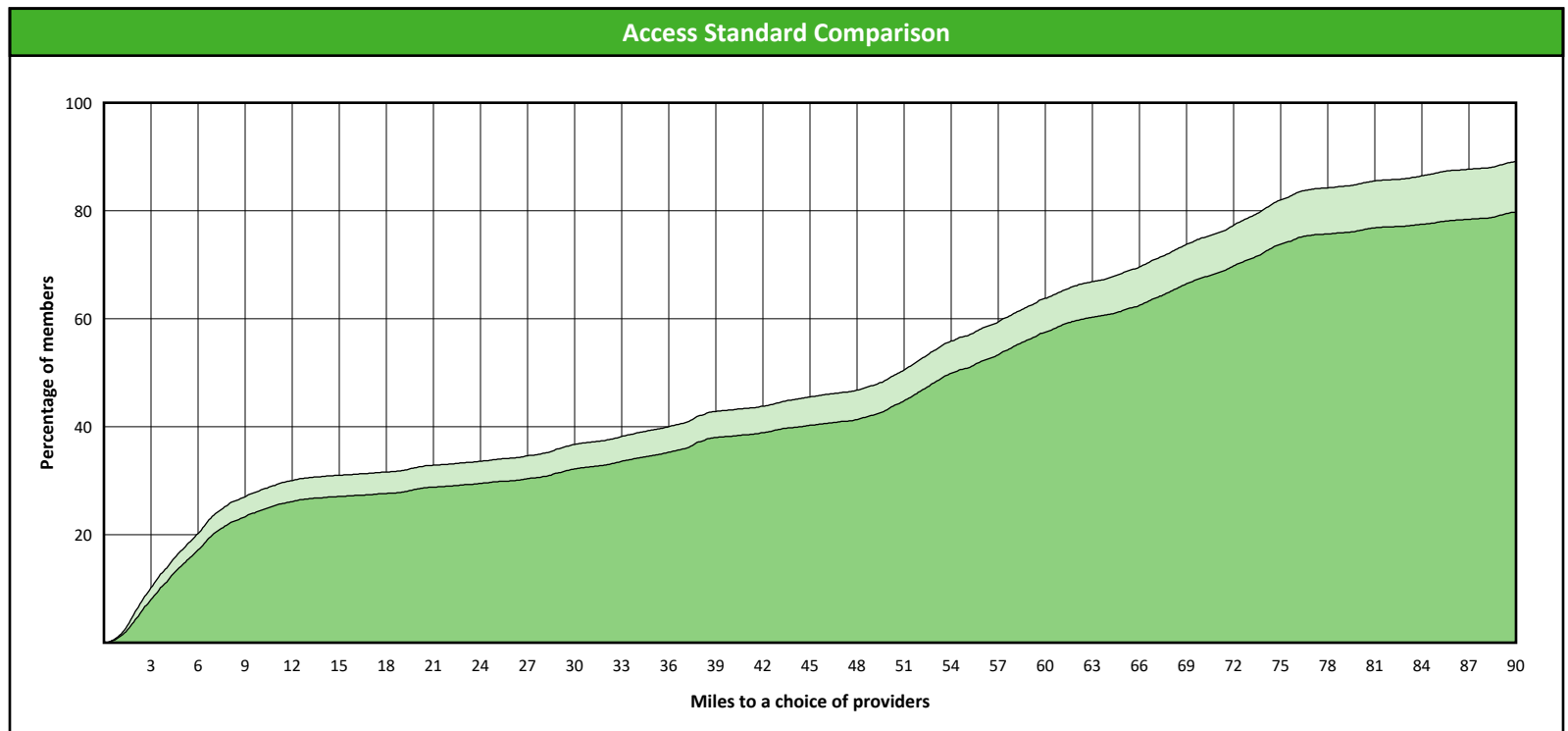
¹ The Access Standard is defined as (DWP Members) members accessing:

- 1 (DWP ENDO) provider in 90 miles and 90 minutes



Distances/Times

	Average
Distance/Time to 1st closest provider	45.4 miles 62.7 mins
Distance/Time to 2nd closest provider	56.6 miles 79.8 mins



Access Overview 90 Miles

April 8, 2020

Access Analysis

DWP Network

Member / Provider Groups

DWP Members

DWP PERIO

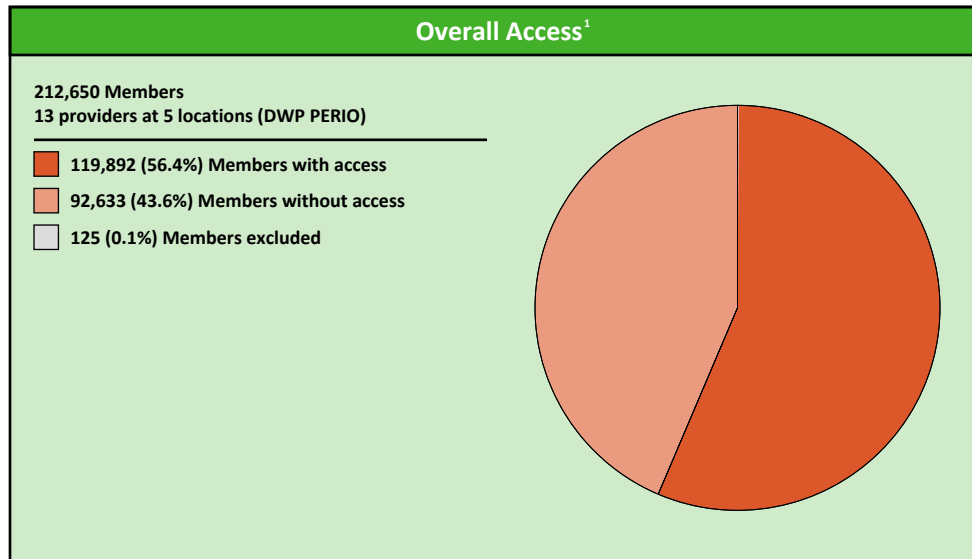
Comparison Graph

Percent of members with access to a choice of providers over miles

- 1st closest
- 2nd closest

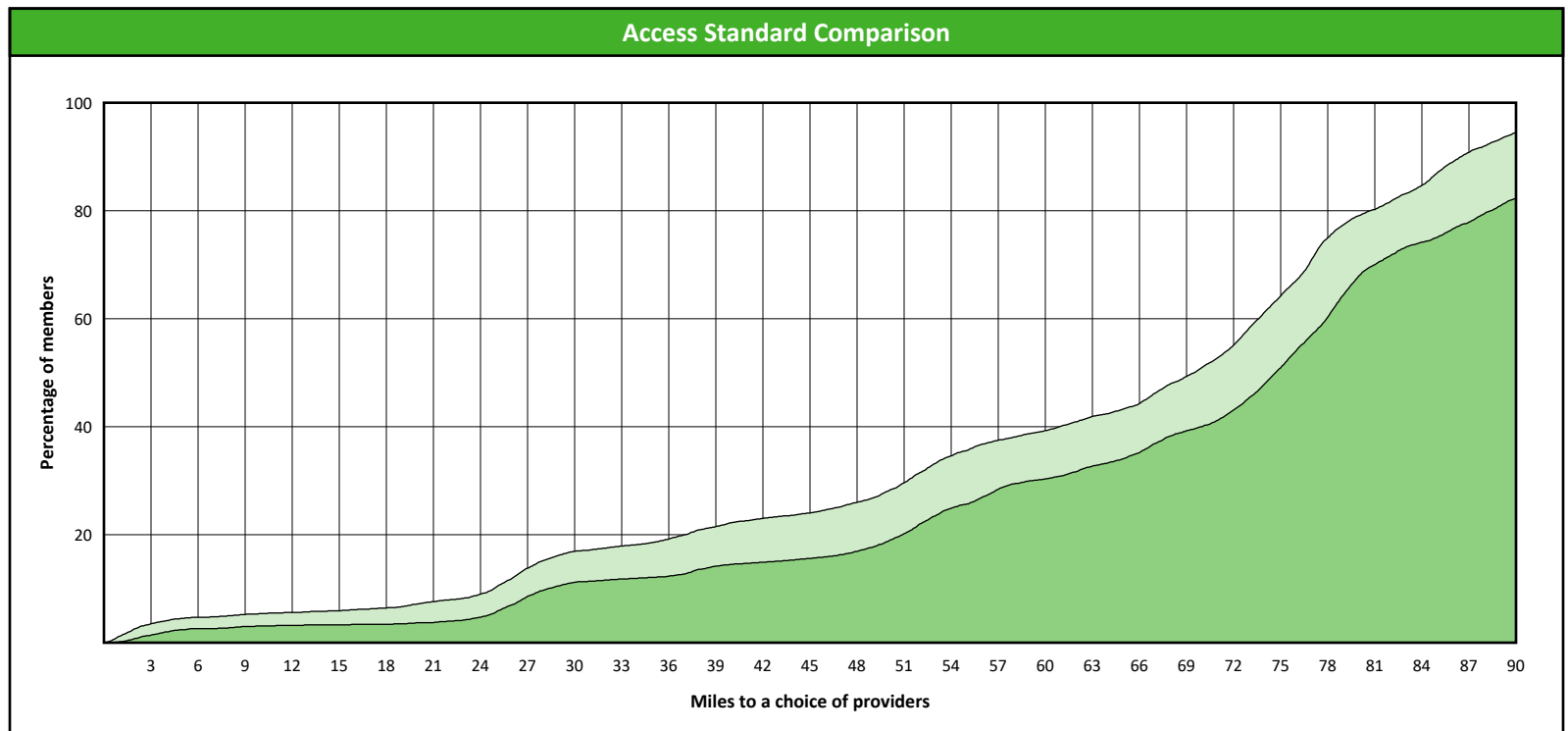
¹ The Access Standard is defined as (DWP Members) members accessing:

1 (DWP PERIO) provider in 90 miles and 90 minutes



Distances/Times

	Average
Distance/Time to 1st closest provider	61.2 miles 78.3 mins
Distance/Time to 2nd closest provider	71.1 miles 90.6 mins



Access Overview 90 Miles

April 8, 2020

Access Analysis

DWP Network

Member / Provider Groups

DWP Members

DWP PROST


Comparison Graph

Percent of members with access to a choice of providers over miles

- 1st closest
- 2nd closest

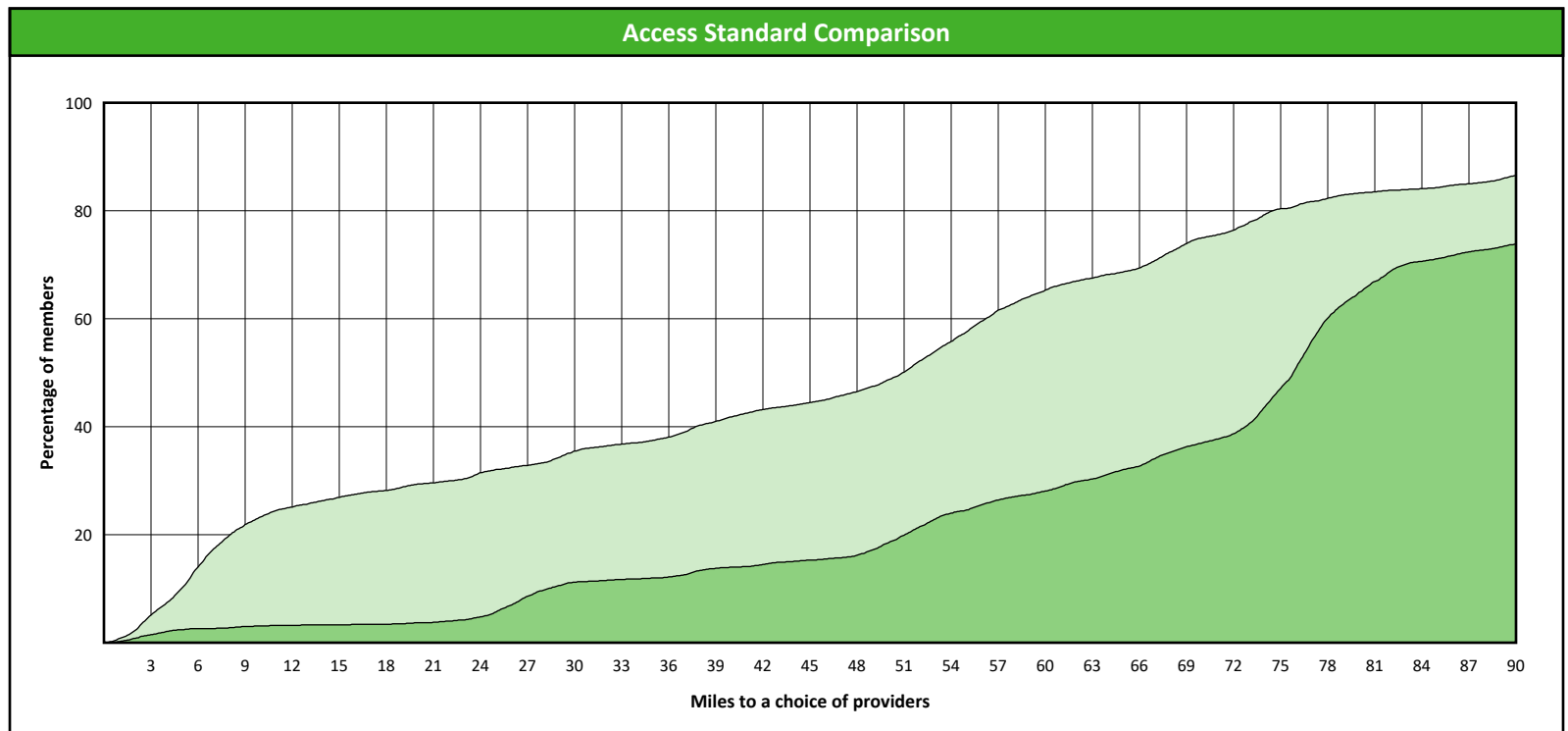
¹ The Access Standard is defined as (DWP Members) members accessing:

1 (DWP PROST) provider in 90 miles and 90 minutes



Distances/Times

	Average
Distance/Time to 1st closest provider	49.7 miles 61.8 mins
Distance/Time to 2nd closest provider	78.9 miles 99.8 mins



Access Overview 90 Miles

April 8, 2020

Access Analysis

DWP Network

Member / Provider Groups

DWP Members

DWP ORTHO


Comparison Graph

Percent of members with access to a choice of providers over miles

- 1st closest
- 2nd closest

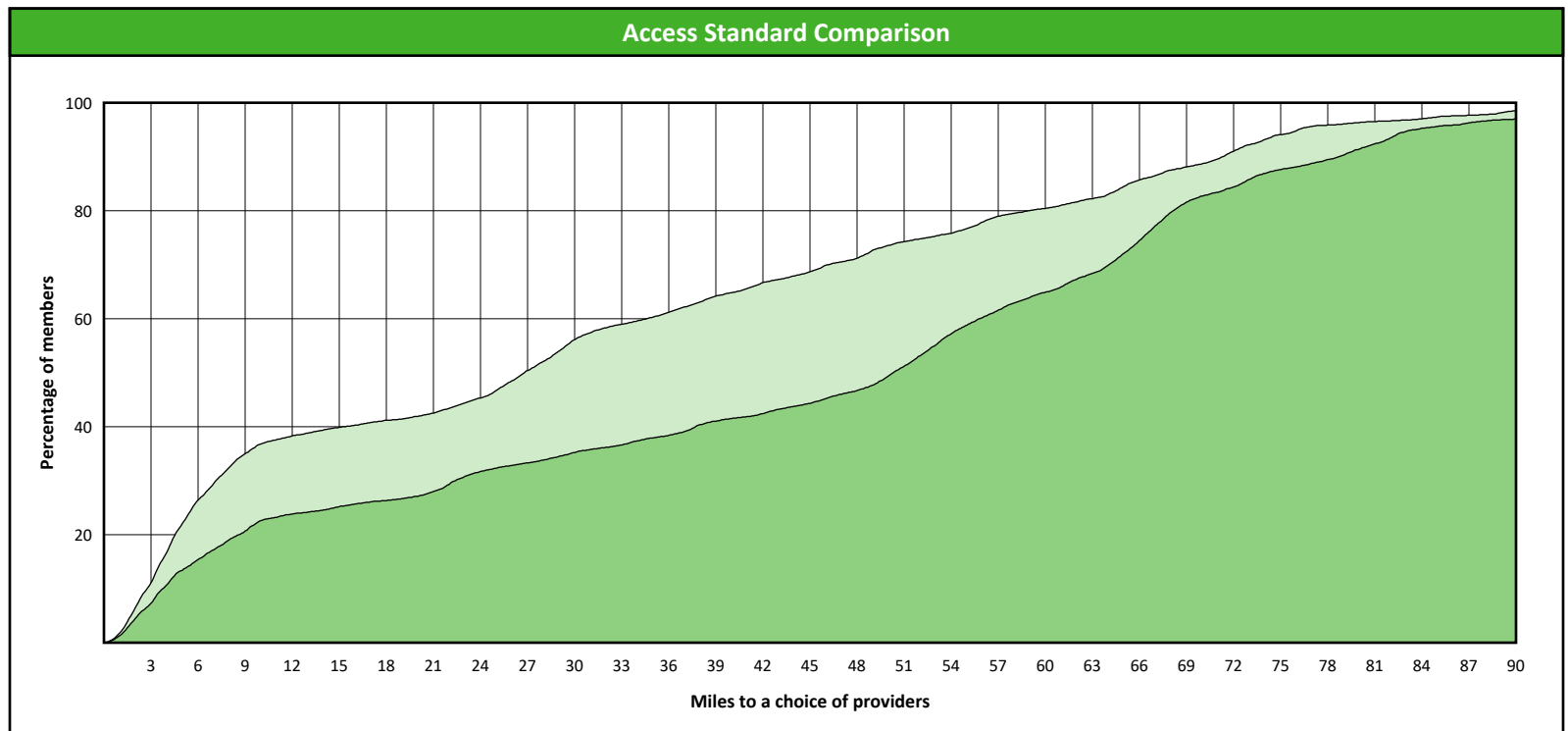
¹ The Access Standard is defined as (DWP Members) members accessing:

1 (DWP ORTHO) provider in 90 miles and 90 minutes



Distances/Times

	Average
Distance/Time to 1st closest provider	31.3 miles 39.4 mins
Distance/Time to 2nd closest provider	43.8 miles 55.3 mins



DWP GP Access Map

April 8, 2020

DWP GP

1,198 providers at 506 locations

■ Single providers (230)

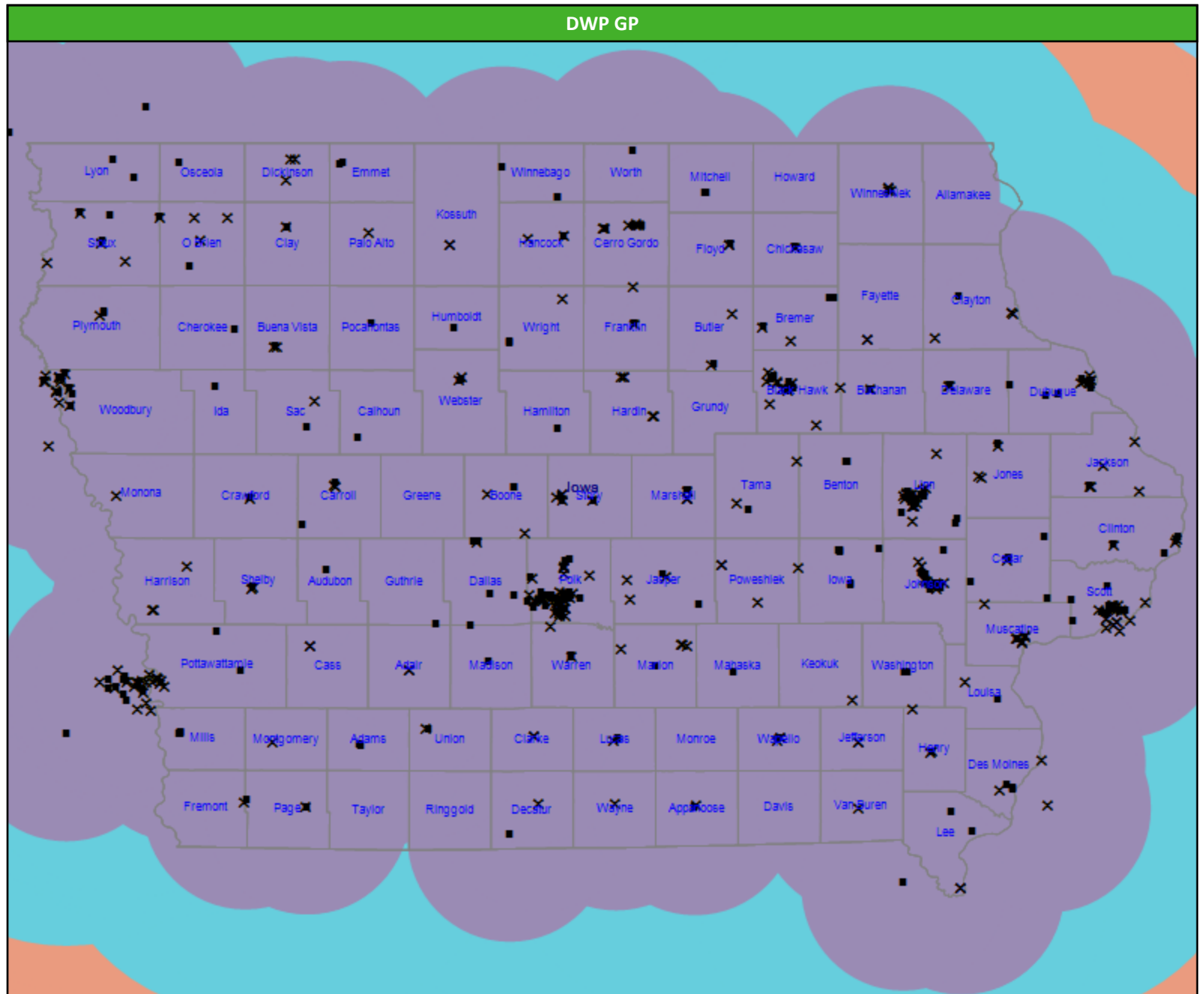
✕ Multiple providers (276)

● 30 mile radius

● 60 mile radius

● 90 mile radius

41.42 miles



DWP Oral Surgeon Access Map

April 8, 2020

DWP OS

149 providers at 35 locations

- Single providers (9)
- ✕ Multiple providers (26)
- 30 mile radius
- 60 mile radius
- 90 mile radius

41.42 miles



DWP Endodontist Access Map

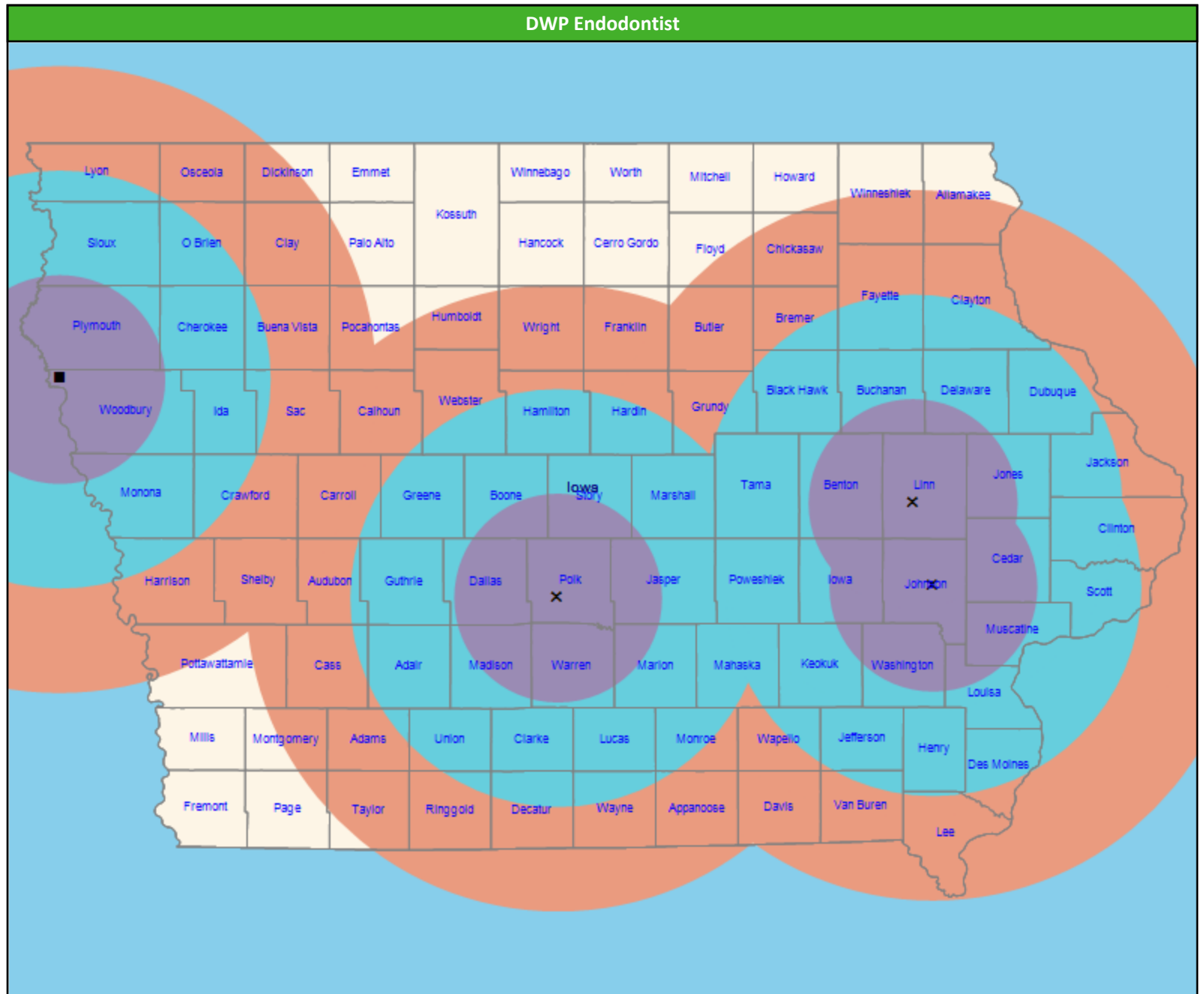
April 8, 2020

DWP ENDO

11 providers at 4 locations

- Single providers (1)
- ✕ Multiple providers (3)
- 30 mile radius
- 60 mile radius
- 90 mile radius

41.42 miles



DWP Periodontist Access Map

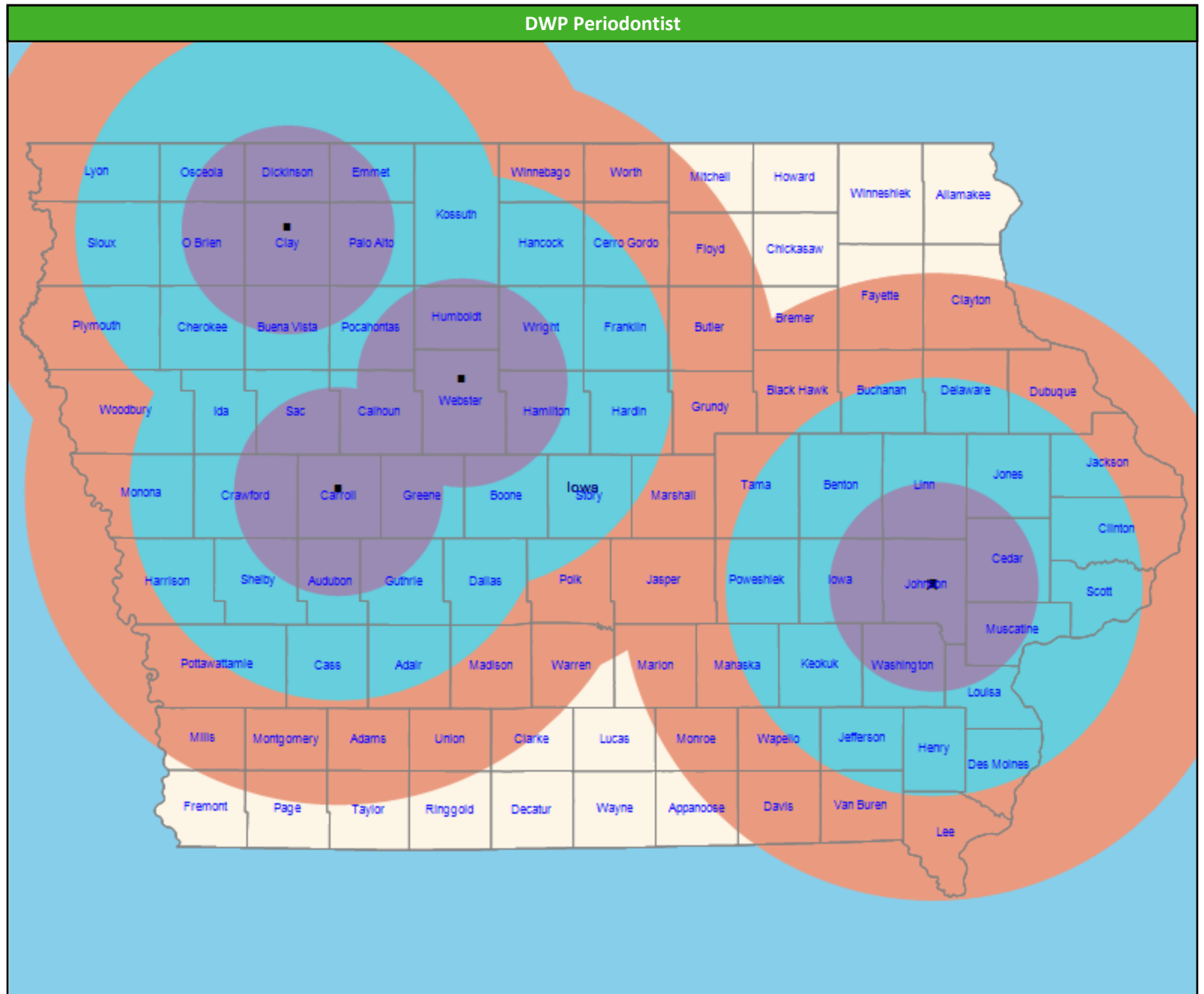
April 8, 2020

DWP PERIO

13 providers at 5 locations

- Single providers (4)
- ✕ Multiple providers (1)
- 30 mile radius
- 60 mile radius
- 90 mile radius

41.42 miles



DWP Prosthodontist Access Map

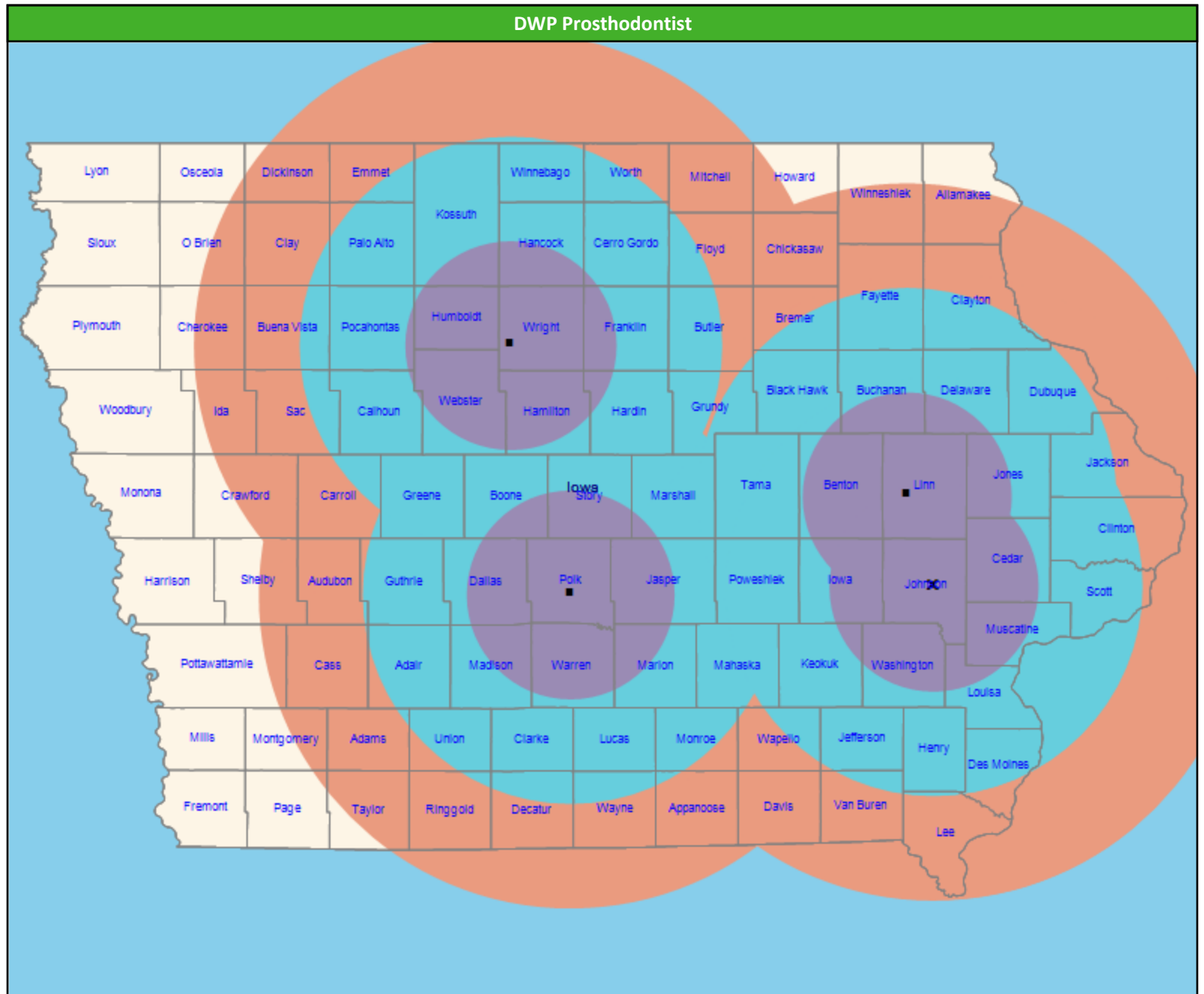
April 8, 2020

DWP PROST

20 providers at 5 locations

- Single providers (3)
- × Multiple providers (2)
- 30 mile radius
- 60 mile radius
- 90 mile radius

41.42 miles



DWP Orthodontist Access Map

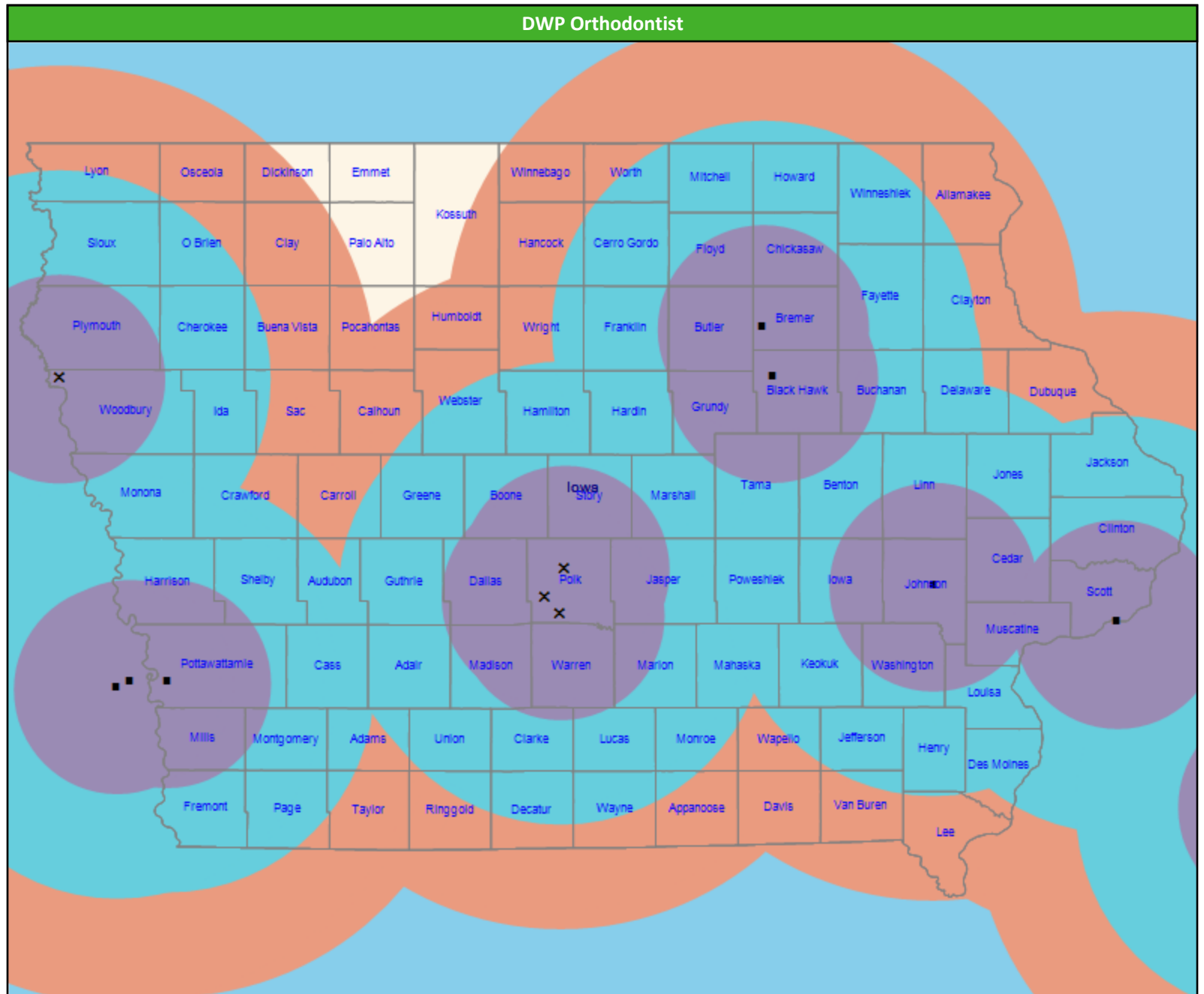
April 8, 2020

DWP ORTHO

18 providers at 12 locations

- Single providers (8)
- ✕ Multiple providers (4)
- 30 mile radius
- 60 mile radius
- 90 mile radius

41.42 miles



Access Summary By State

April 8, 2020

Access Analysis

DWP Network

Member Group

DWP Members

Provider Group

DWP GP

DWP OS

DWP ENDO

DWP PERIO

DWP PROST

DWP ORTHO

¹ Provider counts represent:

P: Unique providers

L: Unique provider locations

** These records have been excluded from the analysis because of invalid zip codes.

All Members												
Member		Provider		With Access		Without Access		Counts ¹		Average Distance		Average Time
Group	#	Group	Standard	#	%	#	%	P	L	1	2	1
DWP Members	212,525	DWP GP	1 in 30 miles an...	212,335	99.9	190	0.1	1,198	506	3.2	4.2	3.6
		DWP GP	1 in 60 miles an...	212,519	99.9	6	0.1	1,198	506	3.2	4.2	3.6
DWP Members		DWP GP	1 in 90 miles an...	212,519	99.9	6	0.1	1,198	506	3.2	4.2	3.6
		DWP OS	1 in 30 miles an...	129,624	61.0	82,901	39.0	149	35	22.2	26.8	26.1
		DWP OS	1 in 60 miles an...	183,824	86.5	28,701	13.5	149	35	22.2	26.8	26.1
		DWP OS	1 in 90 miles an...	208,284	98.0	4,241	2.0	149	35	22.2	26.8	26.1
		DWP ENDO	1 in 30 miles an...	70,756	33.3	141,769	66.7	11	4	45.4	56.6	62.7
		DWP ENDO	1 in 60 miles an...	95,456	44.9	117,069	55.1	11	4	45.4	56.6	62.7
		DWP ENDO	1 in 90 miles an...	144,610	68.0	67,915	32.0	11	4	45.4	56.6	62.7
		DWP PERIO	1 in 30 miles an...	19,515	9.2	193,010	90.8	13	5	61.2	71.1	78.3
		DWP PERIO	1 in 60 miles an...	58,557	27.6	153,968	72.4	13	5	61.2	71.1	78.3
		DWP PERIO	1 in 90 miles an...	119,892	56.4	92,633	43.6	13	5	61.2	71.1	78.3
		DWP PROST	1 in 30 miles an...	68,457	32.2	144,068	67.8	20	5	49.7	78.9	61.8
		DWP PROST	1 in 60 miles an...	100,926	47.5	111,599	52.5	20	5	49.7	78.9	61.8
		DWP PROST	1 in 90 miles an...	155,202	73.0	57,323	27.0	20	5	49.7	78.9	61.8
		DWP ORTHO	1 in 30 miles an...	95,814	45.1	116,711	54.9	18	12	31.3	43.8	39.4
		DWP ORTHO	1 in 60 miles an...	154,540	72.7	57,985	27.3	18	12	31.3	43.8	39.4
		DWP ORTHO	1 in 90 miles an...	191,015	89.9	21,510	10.1	18	12	31.3	43.8	39.4

Key Geographic Areas										
State Name	Member	Provider		With Access		Without Access		Average Distance		Average Time
	#	Group	Standard	#	%	#	%	1	2	1
Iowa	212,510	DWP GP	1 in 60 miles and 60 mins	212,510	100.0	0	0.0	3.2	4.2	3.6
		DWP GP	1 in 90 miles and 90 mins	212,510	100.0	0	0.0	3.2	4.2	3.6
		DWP GP	1 in 30 miles and 30 mins	212,328	99.9	182	0.1	3.2	4.2	3.6
		DWP OS	1 in 90 miles and 90 mins	208,276	98.0	4,234	2.0	22.2	26.8	26.0
		DWP ORTHO	1 in 90 miles and 90 mins	191,009	89.9	21,501	10.1	31.3	43.7	39.4
		DWP OS	1 in 60 miles and 60 mins	183,818	86.5	28,692	13.5	22.2	26.8	26.0
		DWP PROST	1 in 90 miles and 90 mins	155,201	73.0	57,309	27.0	49.6	78.9	61.8
		DWP ORTHO	1 in 60 miles and 60 mins	154,536	72.7	57,974	27.3	31.3	43.7	39.4
		DWP ENDO	1 in 90 miles and 90 mins	144,607	68.0	67,903	32.0	45.4	56.6	62.7
		DWP OS	1 in 30 miles and 30 mins	129,623	61.0	82,887	39.0	22.2	26.8	26.0
		DWP PERIO	1 in 90 miles and 90 mins	119,890	56.4	92,620	43.6	61.2	71.1	78.3
		DWP PROST	1 in 60 miles and 60 mins	100,926	47.5	111,584	52.5	49.6	78.9	61.8
		DWP ORTHO	1 in 30 miles and 30 mins	95,811	45.1	116,699	54.9	31.3	43.7	39.4
		DWP ENDO	1 in 60 miles and 60 mins	95,454	44.9	117,056	55.1	45.4	56.6	62.7
		DWP ENDO	1 in 30 miles and 30 mins	70,754	33.3	141,756	66.7	45.4	56.6	62.7
		DWP PROST	1 in 30 miles and 30 mins	68,457	32.2	144,053	67.8	49.6	78.9	61.8
DWP PERIO	1 in 60 miles and 60 mins	58,557	27.6	153,953	72.4	61.2	71.1	78.3		

Access Summary By City

April 8, 2020

Access Analysis

DWP Network

Member Group

DWP Members

Provider Group

DWP GP

DWP OS

DWP ENDO

DWP PERIO

DWP PROST

DWP ORTHO

¹ Provider counts represent:

P: Unique providers

L: Unique provider locations

** These records have been excluded from the analysis because of invalid zip codes.

All Members												
Member		Provider		With Access		Without Access		Counts ¹		Average Distance		Average Time
Group	#	Group	Standard	#	%	#	%	P	L	1	2	1
DWP Members	212,525	DWP GP	1 in 30 miles an...	212,335	99.9	190	0.1	1,198	506	3.2	4.2	3.6
		DWP GP	1 in 60 miles an...	212,519	99.9	6	0.1	1,198	506	3.2	4.2	3.6
DWP Members	212,525	DWP GP	1 in 90 miles an...	212,519	99.9	6	0.1	1,198	506	3.2	4.2	3.6
		DWP OS	1 in 30 miles an...	129,624	61.0	82,901	39.0	149	35	22.2	26.8	26.1
		DWP OS	1 in 60 miles an...	183,824	86.5	28,701	13.5	149	35	22.2	26.8	26.1
		DWP OS	1 in 90 miles an...	208,284	98.0	4,241	2.0	149	35	22.2	26.8	26.1
		DWP ENDO	1 in 30 miles an...	70,756	33.3	141,769	66.7	11	4	45.4	56.6	62.7
		DWP ENDO	1 in 60 miles an...	95,456	44.9	117,069	55.1	11	4	45.4	56.6	62.7
		DWP ENDO	1 in 90 miles an...	144,610	68.0	67,915	32.0	11	4	45.4	56.6	62.7
		DWP PERIO	1 in 30 miles an...	19,515	9.2	193,010	90.8	13	5	61.2	71.1	78.3
		DWP PERIO	1 in 60 miles an...	58,557	27.6	153,968	72.4	13	5	61.2	71.1	78.3
		DWP PERIO	1 in 90 miles an...	119,892	56.4	92,633	43.6	13	5	61.2	71.1	78.3
		DWP PROST	1 in 30 miles an...	68,457	32.2	144,068	67.8	20	5	49.7	78.9	61.8
		DWP PROST	1 in 60 miles an...	100,926	47.5	111,599	52.5	20	5	49.7	78.9	61.8
		DWP PROST	1 in 90 miles an...	155,202	73.0	57,323	27.0	20	5	49.7	78.9	61.8
		DWP ORTHO	1 in 30 miles an...	95,814	45.1	116,711	54.9	18	12	31.3	43.8	39.4
		DWP ORTHO	1 in 60 miles an...	154,540	72.7	57,985	27.3	18	12	31.3	43.8	39.4
		DWP ORTHO	1 in 90 miles an...	191,015	89.9	21,510	10.1	18	12	31.3	43.8	39.4

Key Geographic Areas										
City	Member	Provider		With Access		Without Access		Average Distance		Average Time
	#	Group	Standard	#	%	#	%	1	2	1
Des Moines, IA	23,444	DWP GP	1 in 30 miles and 30 mins	23,444	100.0	0	0.0	0.8	1.0	1.3
		DWP GP	1 in 60 miles and 60 mins	23,444	100.0	0	0.0	0.8	1.0	1.3
		DWP GP	1 in 90 miles and 90 mins	23,444	100.0	0	0.0	0.8	1.0	1.3
		DWP OS	1 in 90 miles and 90 mins	23,444	100.0	0	0.0	2.7	3.1	4.2
		DWP ORTHO	1 in 90 miles and 90 mins	23,443	99.9	1	0.1	4.3	4.3	6.7
		DWP PROST	1 in 90 miles and 90 mins	23,441	99.9	3	0.1	5.3	77.4	7.8
		DWP ENDO	1 in 90 miles and 90 mins	23,440	99.9	4	0.1	4.2	4.2	7.4
		DWP ORTHO	1 in 60 miles and 60 mins	23,440	99.9	4	0.1	4.3	4.3	6.7
		DWP OS	1 in 60 miles and 60 mins	23,440	99.9	4	0.1	2.7	3.1	4.2
		DWP OS	1 in 30 miles and 30 mins	23,437	99.9	7	0.1	2.7	3.1	4.2
		DWP ORTHO	1 in 30 miles and 30 mins	23,436	99.9	8	0.1	4.3	4.3	6.7
		DWP PROST	1 in 60 miles and 60 mins	23,436	99.9	8	0.1	5.3	77.4	7.8
		DWP ENDO	1 in 60 miles and 60 mins	23,435	99.9	9	0.1	4.2	4.2	7.4
		DWP PROST	1 in 30 miles and 30 mins	23,435	99.9	9	0.1	5.3	77.4	7.8
		DWP ENDO	1 in 30 miles and 30 mins	23,434	99.9	10	0.1	4.2	4.2	7.4
		DWP PERIO	1 in 90 miles and 90 mins	6,625	28.3	16,819	71.7	74.1	77.1	96.6
DWP PERIO	1 in 60 miles and 60 mins	4	0.1	23,440	99.9	74.1	77.1	96.6		