

Network Access Analysis

Dental Wellness Plan

Delta Dental of Iowa

January 8, 2020

Contents

Report Contents

| | |
|--|----|
| Access Overview 30 Miles | 3 |
| <i>DWP Members: DWP GP, DWP Members: DWP OS, DWP Members: DWP ENDO, DWP Members: DWP PERIO, DWP Members: DWP PROST, DWP Members: DWP ORTHO</i> | |
| Access Overview 60 Miles | 9 |
| <i>DWP Members: DWP GP, DWP Members: DWP OS, DWP Members: DWP ENDO, DWP Members: DWP PERIO, DWP Members: DWP PROST, DWP Members: DWP ORTHO</i> | |
| Access Overview 90 Miles | 15 |
| <i>DWP Members: DWP GP, DWP Members: DWP OS, DWP Members: DWP ENDO, DWP Members: DWP PERIO, DWP Members: DWP PROST, DWP Members: DWP ORTHO</i> | |
| DWP GP Access Map | 21 |
| DWP Oral Surgeon Access Map | 22 |
| DWP Endodontist Access Map | 23 |
| DWP Periodontist Access Map | 24 |
| DWP Prosthodontist Access Map | 25 |
| DWP Orthodontist Access Map | 26 |
| Access Summary By State | 27 |
| Access Summary By City | 28 |

Access Overview 30 Miles

January 8, 2020

Access Analysis

DWP Network

Member / Provider Groups

DWP Members

DWP GP


Comparison Graph

Percent of members with access to a choice of providers over miles

- 1st closest
- 2nd closest

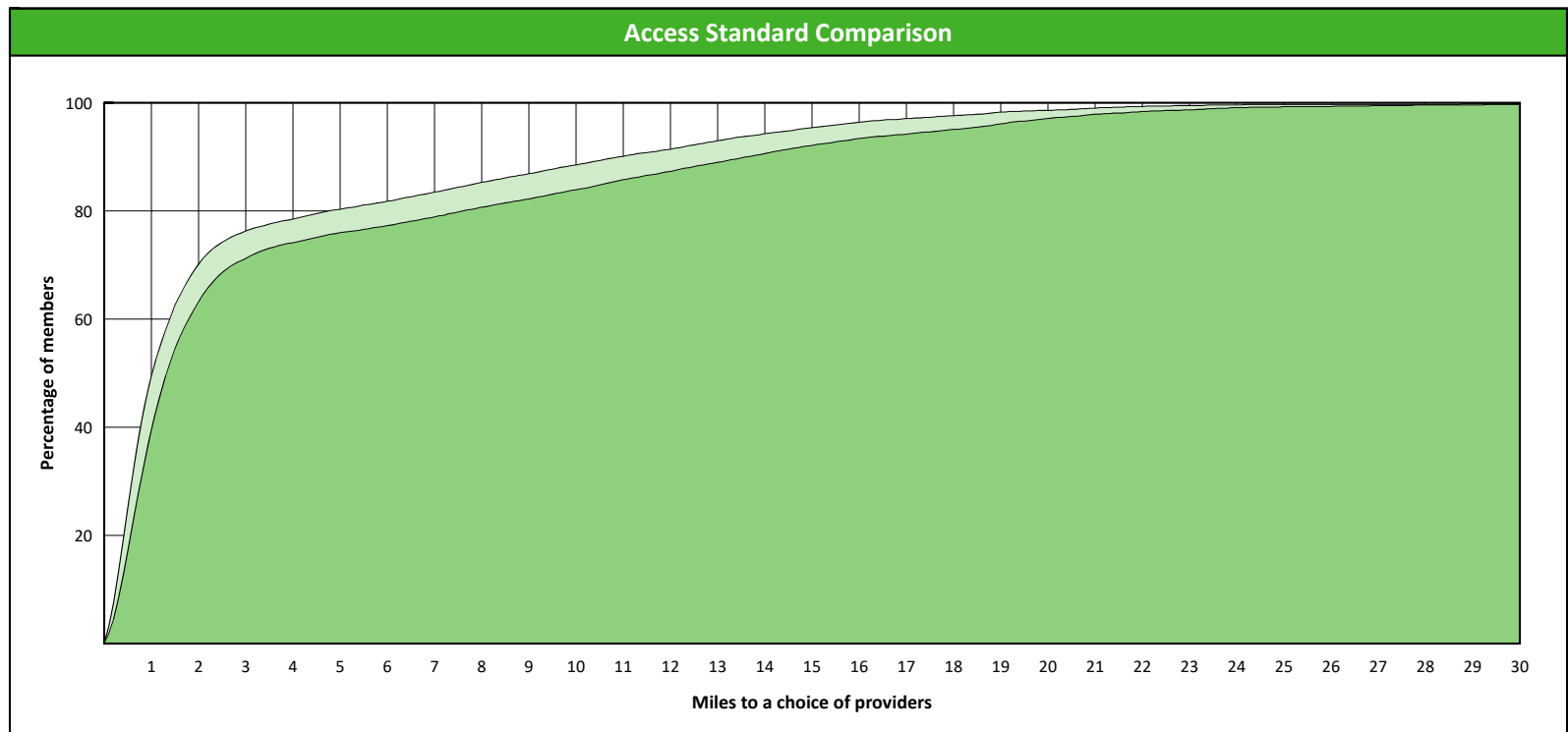
¹ The Access Standard is defined as (DWP Members) members accessing:

- 1 (DWP GP) provider in 30 miles and 30 minutes



Distances/Times

| | Average |
|---------------------------------------|-----------------------|
| Distance/Time to 1st closest provider | 3.4 miles 3.8 mins |
| Distance/Time to 2nd closest provider | 4.3 miles 4.8 mins |
| | |
| | |
| | |



Access Overview 30 Miles

January 8, 2020

Access Analysis

DWP Network

Member / Provider Groups

DWP Members

DWP OS


Comparison Graph

Percent of members with access to a choice of providers over miles

- 1st closest
- 2nd closest

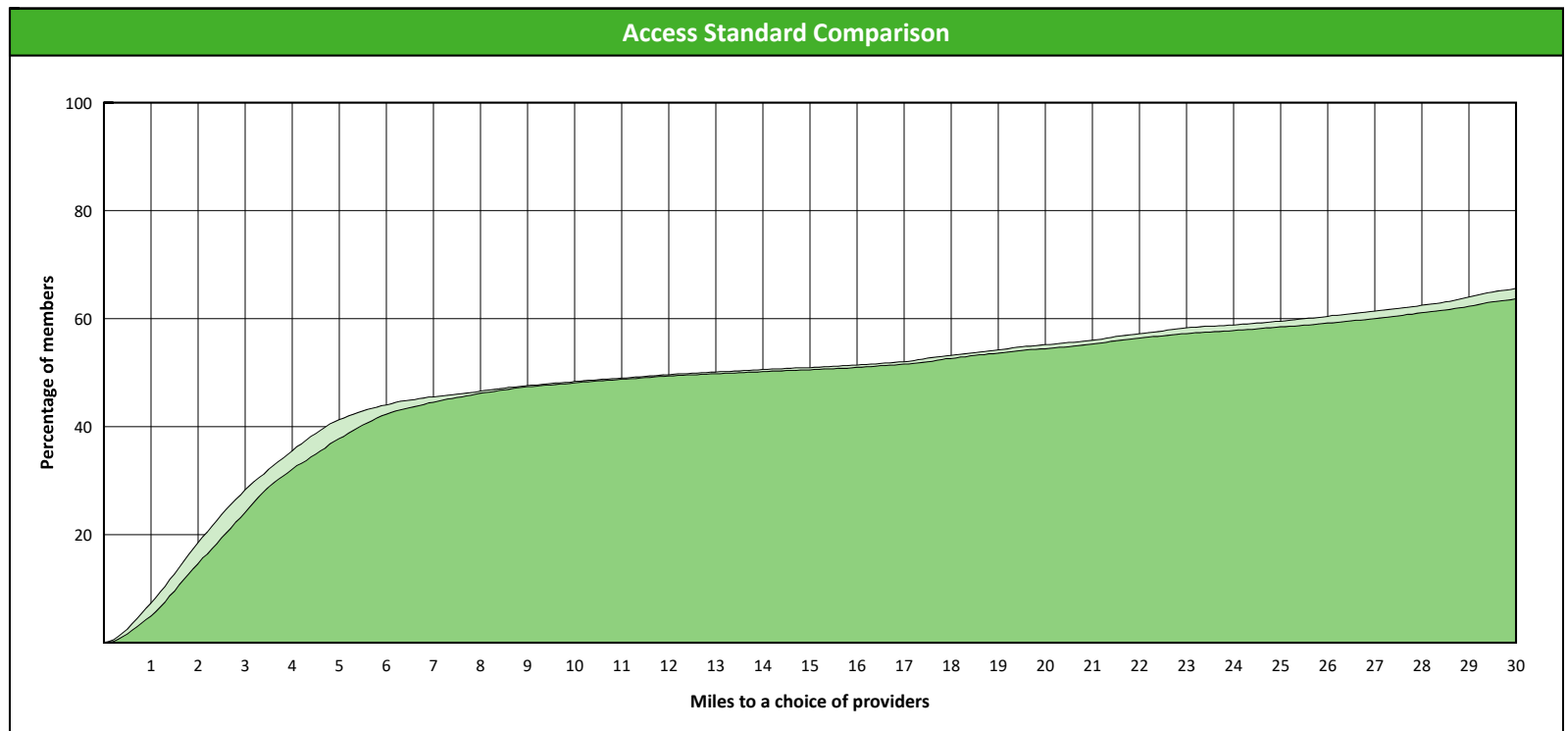
¹ The Access Standard is defined as (DWP Members) members accessing:

- 1 (DWP OS) provider in 30 miles and 30 minutes



Distances/Times

| | Average |
|---------------------------------------|-------------------------|
| Distance/Time to 1st closest provider | 22.5 miles 26.4 mins |
| Distance/Time to 2nd closest provider | 27.1 miles 31.8 mins |
| | |
| | |
| | |



Access Overview 30 Miles

January 8, 2020

Access Analysis

DWP Network

Member / Provider Groups

DWP Members

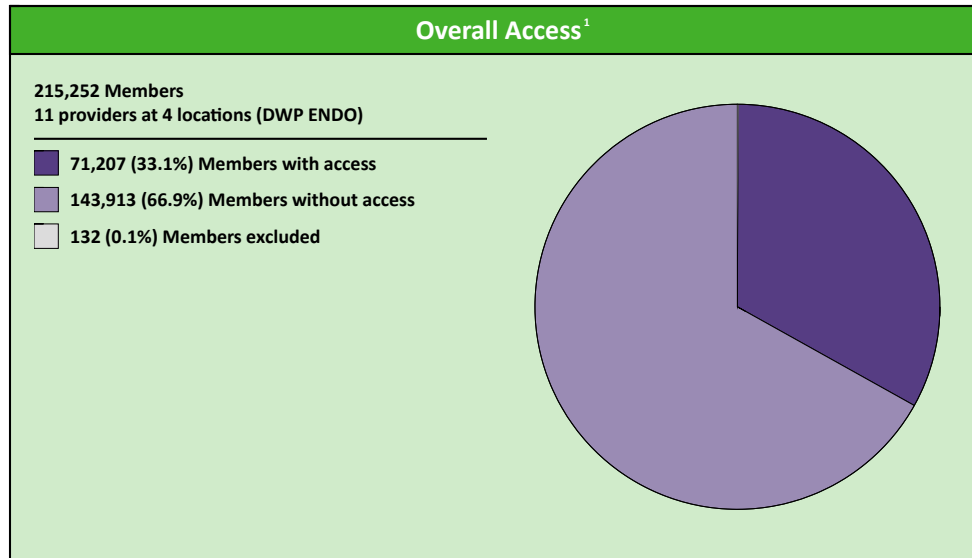
DWP ENDO

Comparison Graph

Percent of members with access to a choice of providers over miles

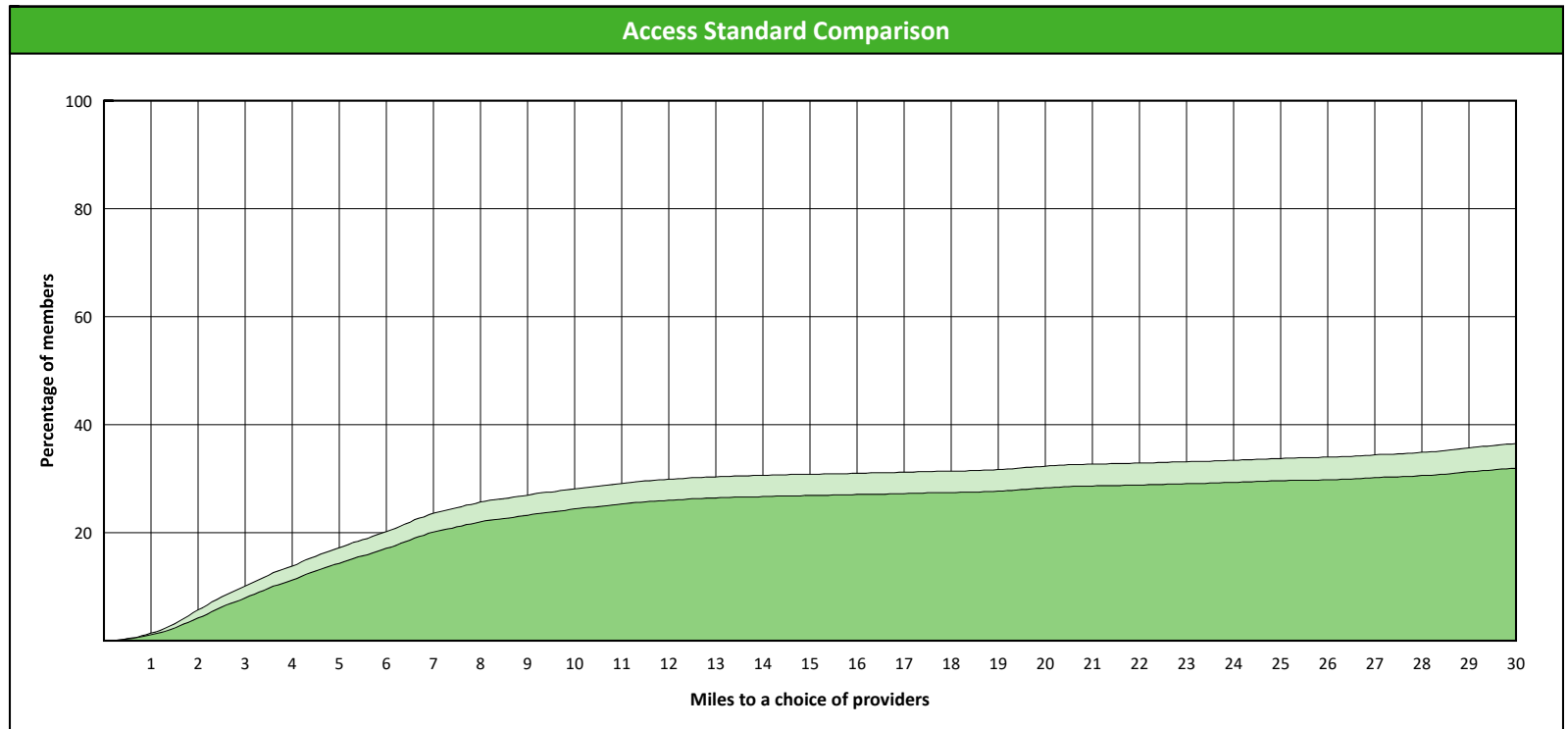
- 1st closest
- 2nd closest

¹ The Access Standard is defined as (DWP Members) members accessing:
1 (DWP ENDO) provider in 30 miles and 30 minutes



Distances/Times

| | Average |
|---------------------------------------|-------------------------|
| Distance/Time to 1st closest provider | 45.8 miles 63.3 mins |
| Distance/Time to 2nd closest provider | 57.1 miles 80.5 mins |
| | |
| | |
| | |



Access Overview 30 Miles

January 8, 2020

Access Analysis

DWP Network

Member / Provider Groups

DWP Members


DWP PERIO

Comparison Graph

Percent of members with access to a choice of providers over miles

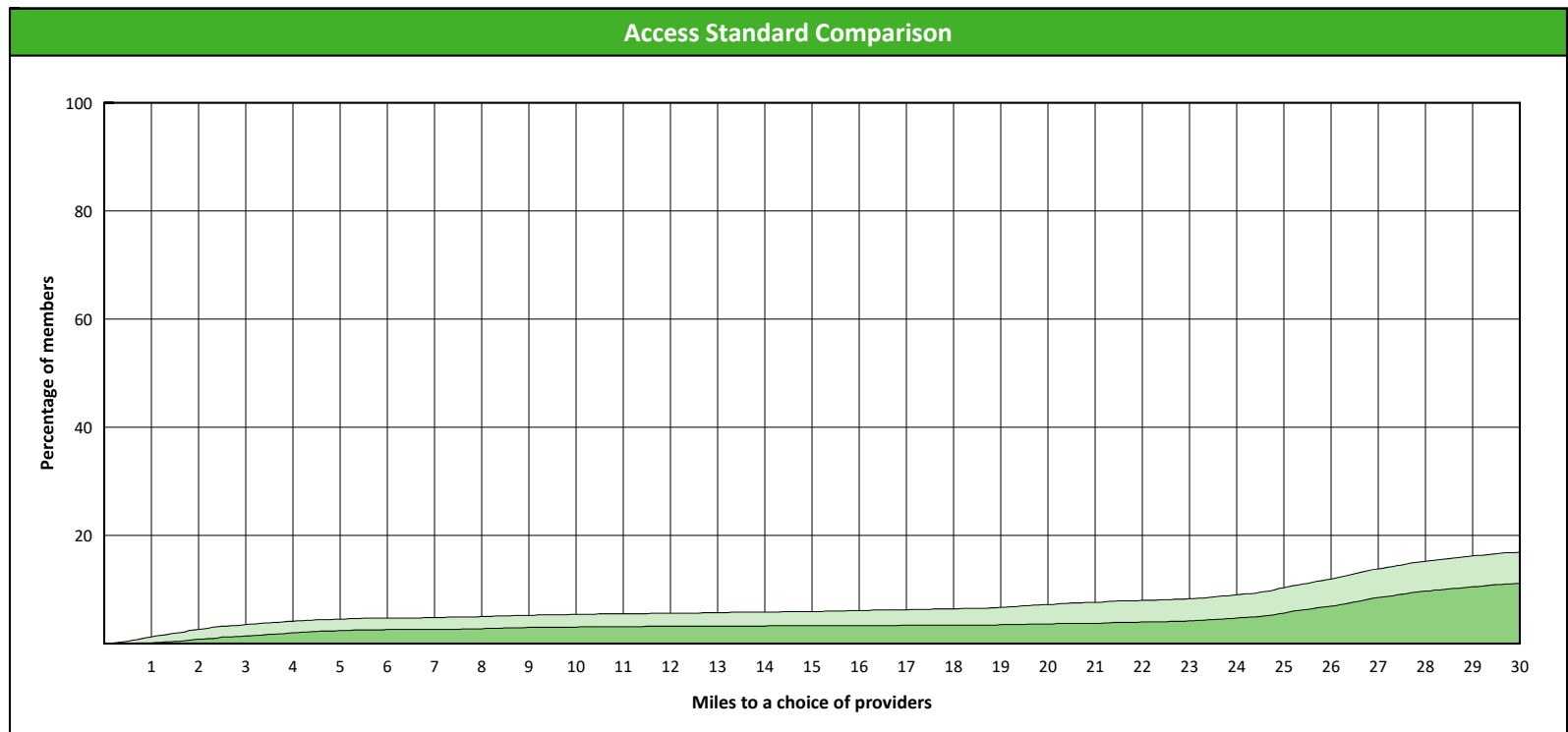
- 1st closest
- 2nd closest

¹ The Access Standard is defined as (DWP Members) members accessing:
 1 (DWP PERIO) provider in 30 miles and 30 minutes



Distances/Times

| | Average |
|---------------------------------------|-------------------------|
| Distance/Time to 1st closest provider | 61.5 miles 78.6 mins |
| Distance/Time to 2nd closest provider | 71.4 miles 91.1 mins |
| | |
| | |
| | |



Access Overview 30 Miles

January 8, 2020

Access Analysis

DWP Network

Member / Provider Groups

DWP Members

DWP PROST


Comparison Graph

Percent of members with access to a choice of providers over miles

- 1st closest
- 2nd closest

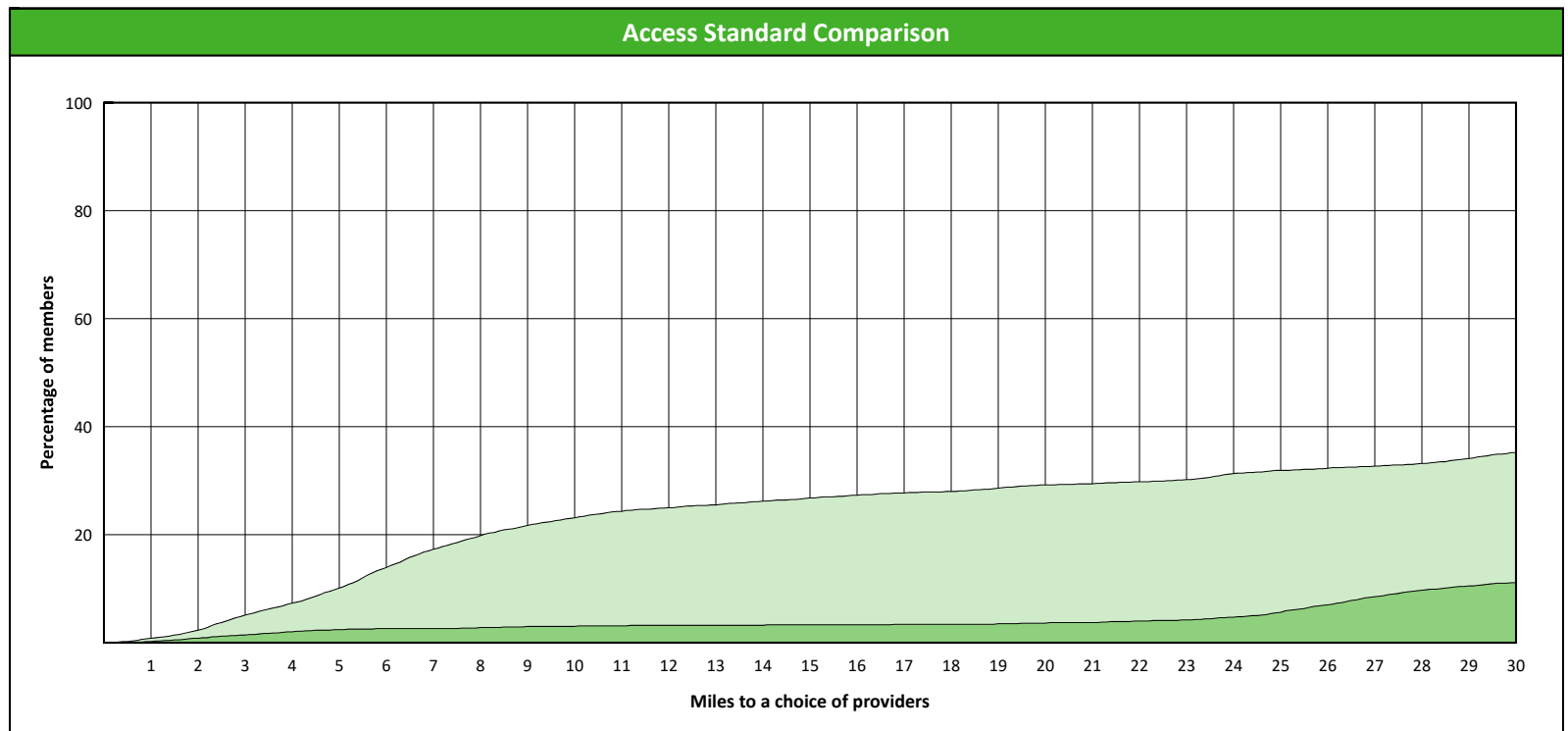
¹ The Access Standard is defined as (DWP Members) members accessing:

1 (DWP PROST) provider in 30 miles and 30 minutes



Distances/Times

| | Average |
|---------------------------------------|--------------------------|
| Distance/Time to 1st closest provider | 50.1 miles 62.4 mins |
| Distance/Time to 2nd closest provider | 79.3 miles 100.4 mins |
| | |
| | |
| | |



Access Overview 30 Miles

January 8, 2020

Access Analysis

DWP Network

Member / Provider Groups

DWP Members

DWP ORTHO


Comparison Graph

Percent of members with access to a choice of providers over miles

- 1st closest
- 2nd closest

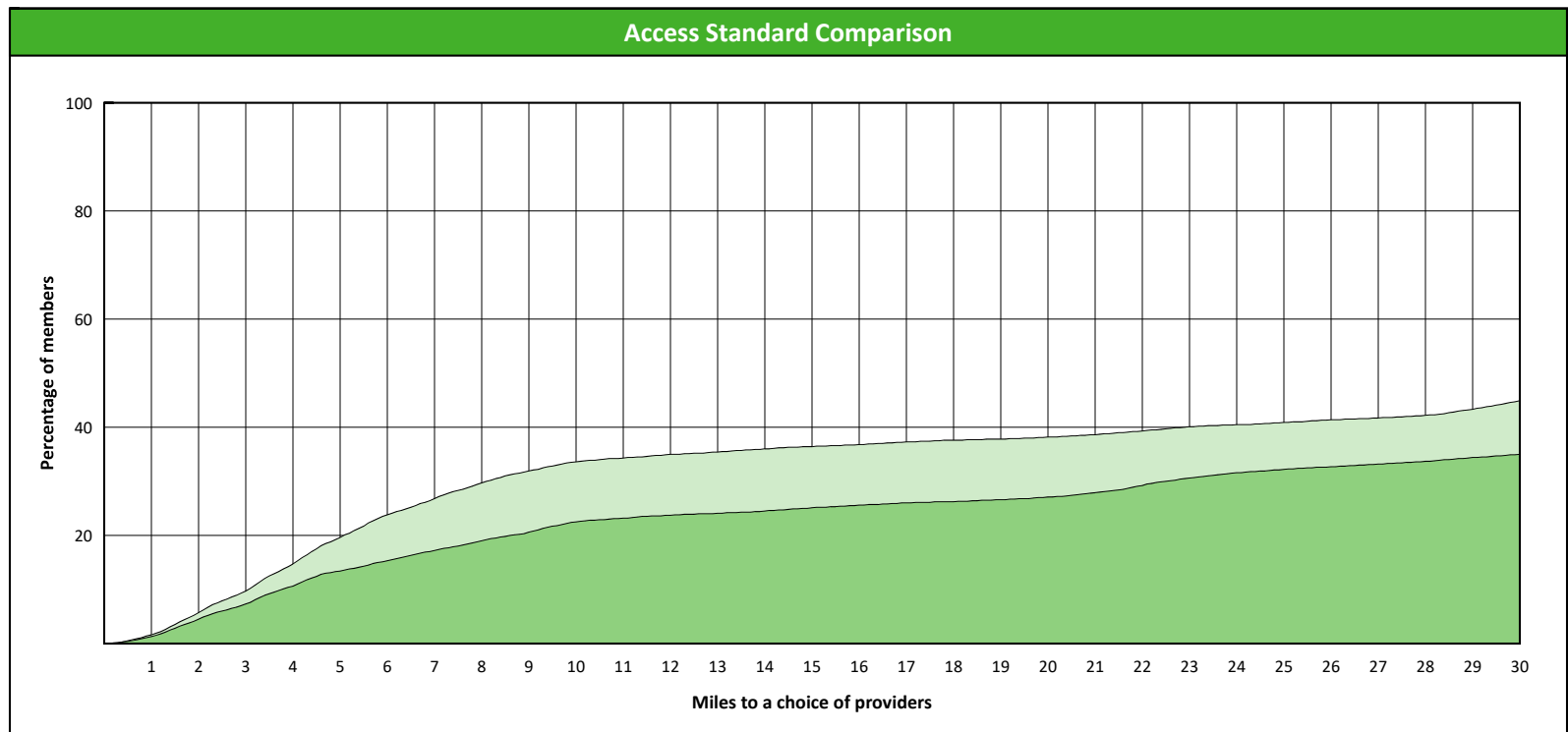
¹ The Access Standard is defined as (DWP Members) members accessing:

- 1 (DWP ORTHO) provider in 30 miles and 30 minutes



Distances/Times

| | Average |
|---------------------------------------|-------------------------|
| Distance/Time to 1st closest provider | 37.4 miles 45.4 mins |
| Distance/Time to 2nd closest provider | 50.9 miles 61.7 mins |
| | |
| | |
| | |



Access Overview 60 Miles

January 8, 2020

Access Analysis

DWP Network

Member / Provider Groups

DWP Members

DWP GP

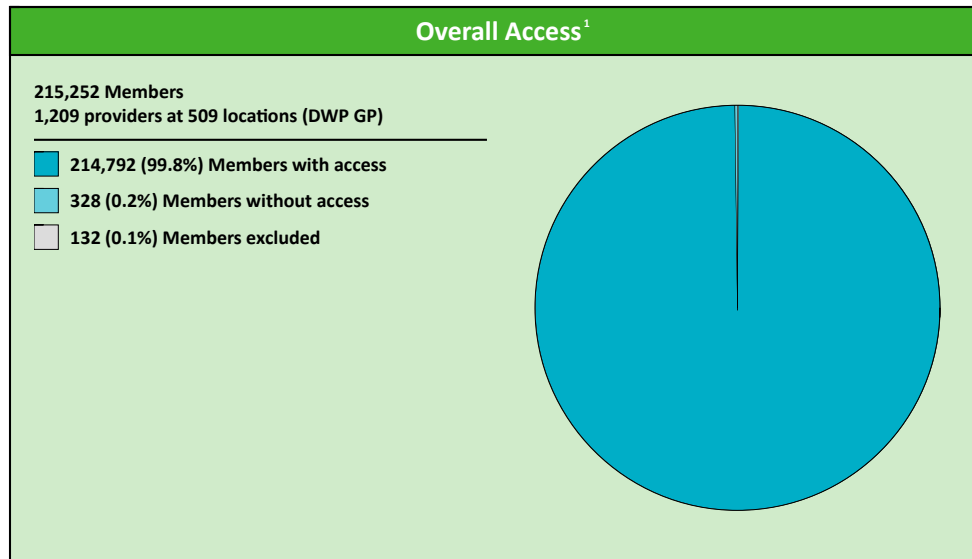
Comparison Graph

Percent of members with access to a choice of providers over miles

- 1st closest
- 2nd closest

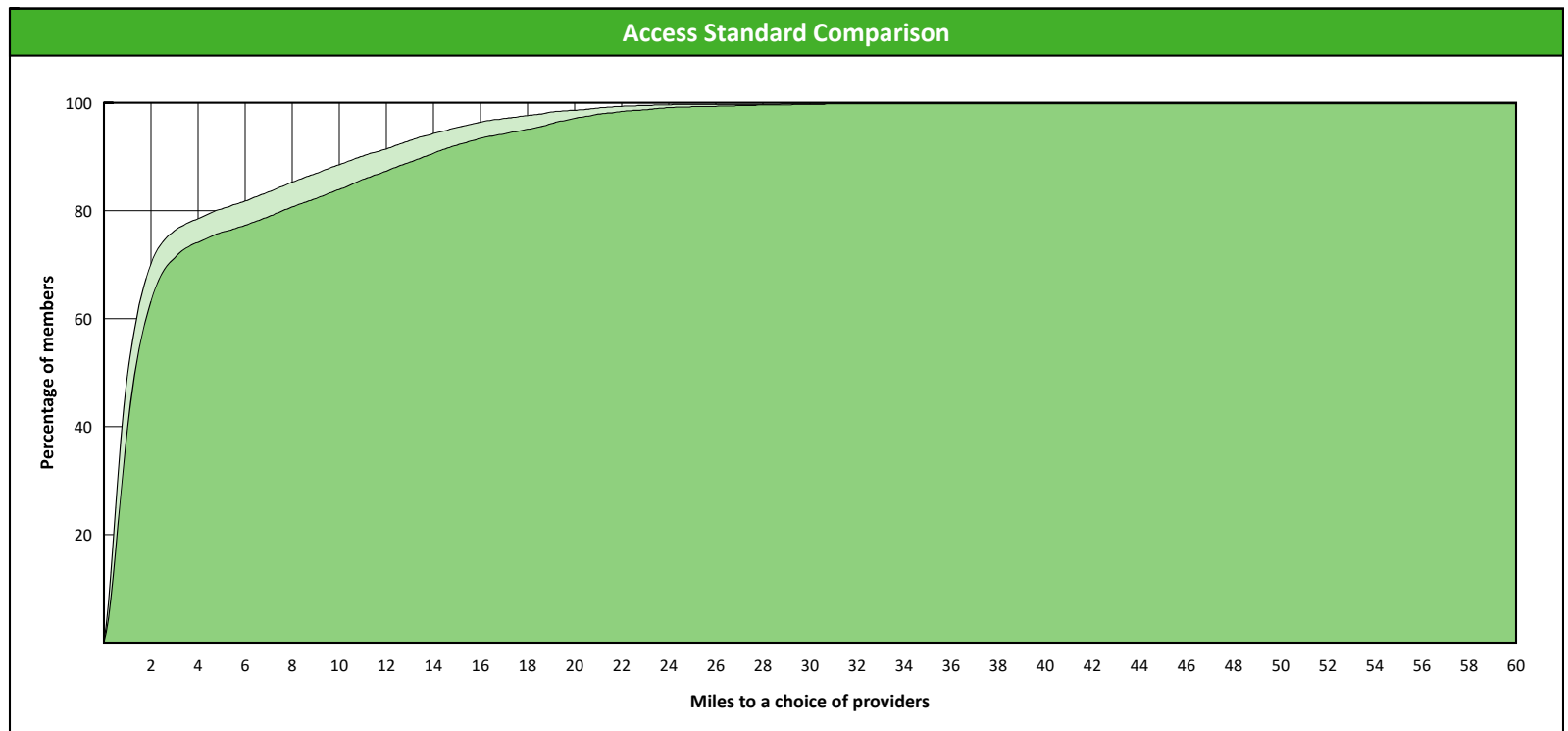
¹ The Access Standard is defined as (DWP Members) members accessing:

- 1 (DWP GP) provider in 60 miles and 60 minutes



Distances/Times

| | Average |
|---------------------------------------|-----------------------|
| Distance/Time to 1st closest provider | 3.4 miles 3.8 mins |
| Distance/Time to 2nd closest provider | 4.3 miles 4.8 mins |
| | |
| | |
| | |



Access Overview 60 Miles

January 8, 2020

Access Analysis

DWP Network

Member / Provider Groups

DWP Members

DWP OS


Comparison Graph

Percent of members with access to a choice of providers over miles

- 1st closest
- 2nd closest

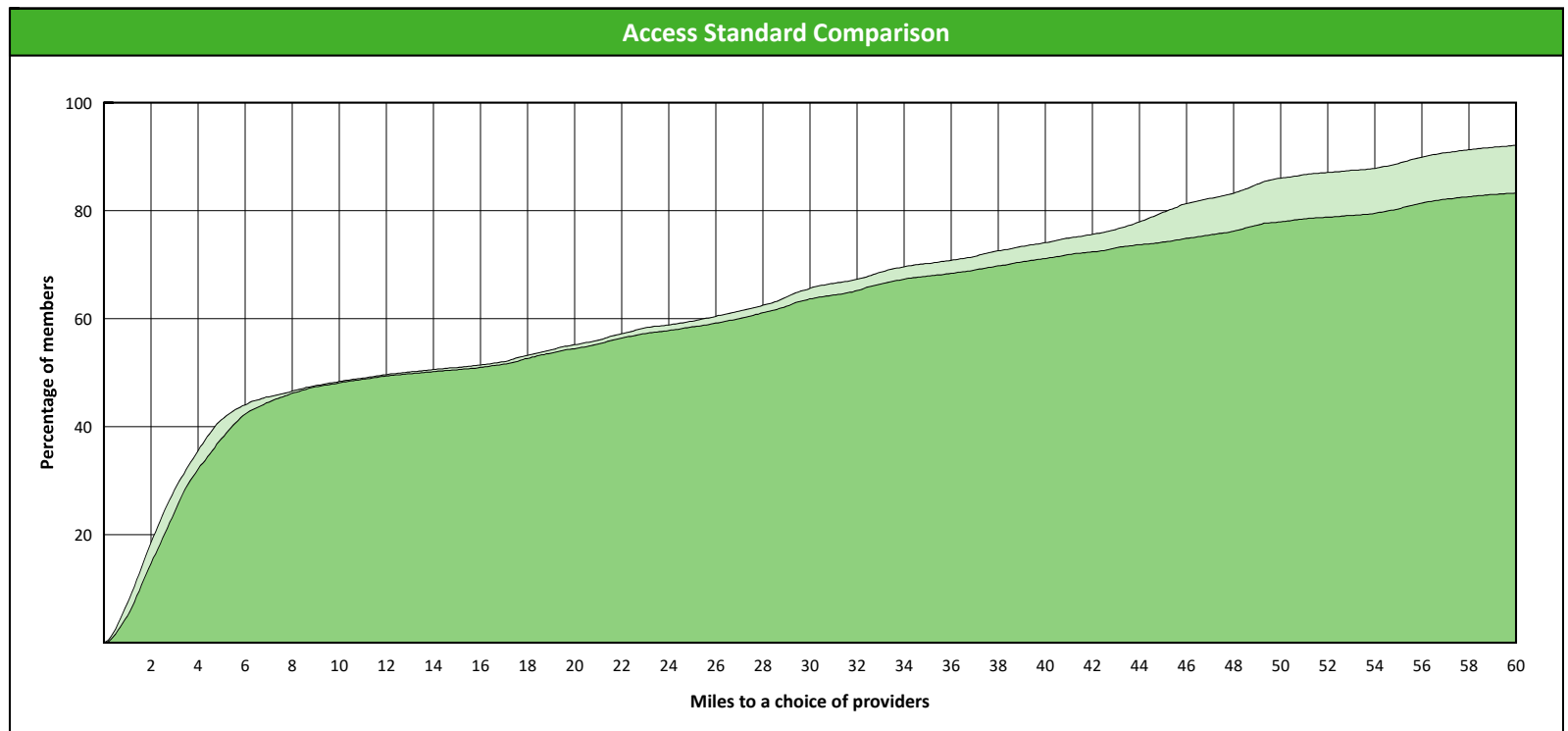
¹ The Access Standard is defined as (DWP Members) members accessing:

- 1 (DWP OS) provider in 60 miles and 60 minutes



Distances/Times

| | Average |
|---------------------------------------|-------------------------|
| Distance/Time to 1st closest provider | 22.5 miles 26.4 mins |
| Distance/Time to 2nd closest provider | 27.1 miles 31.8 mins |
| | |
| | |
| | |



Access Overview 60 Miles

January 8, 2020

Access Analysis

DWP Network

Member / Provider Groups

DWP Members


DWP ENDO

Comparison Graph

Percent of members with access to a choice of providers over miles

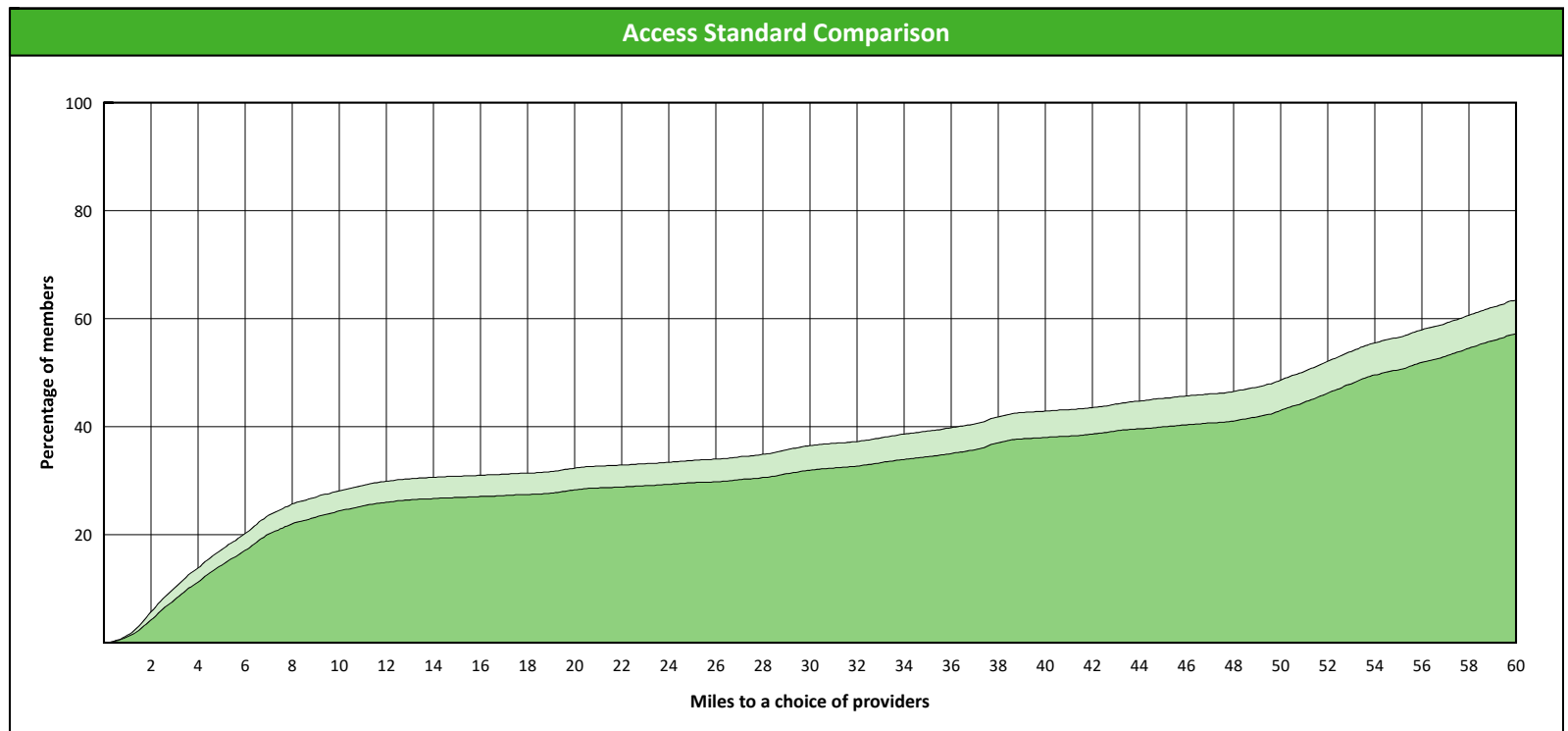
- 1st closest
- 2nd closest

¹ The Access Standard is defined as (DWP Members) members accessing:
1 (DWP ENDO) provider in 60 miles and 60 minutes



Distances/Times

| | Average |
|---------------------------------------|-------------------------|
| Distance/Time to 1st closest provider | 45.8 miles 63.3 mins |
| Distance/Time to 2nd closest provider | 57.1 miles 80.5 mins |
| | |
| | |
| | |



Access Overview 60 Miles

January 8, 2020

Access Analysis

DWP Network

Member / Provider Groups

DWP Members


DWP PERIO

Comparison Graph

Percent of members with access to a choice of providers over miles

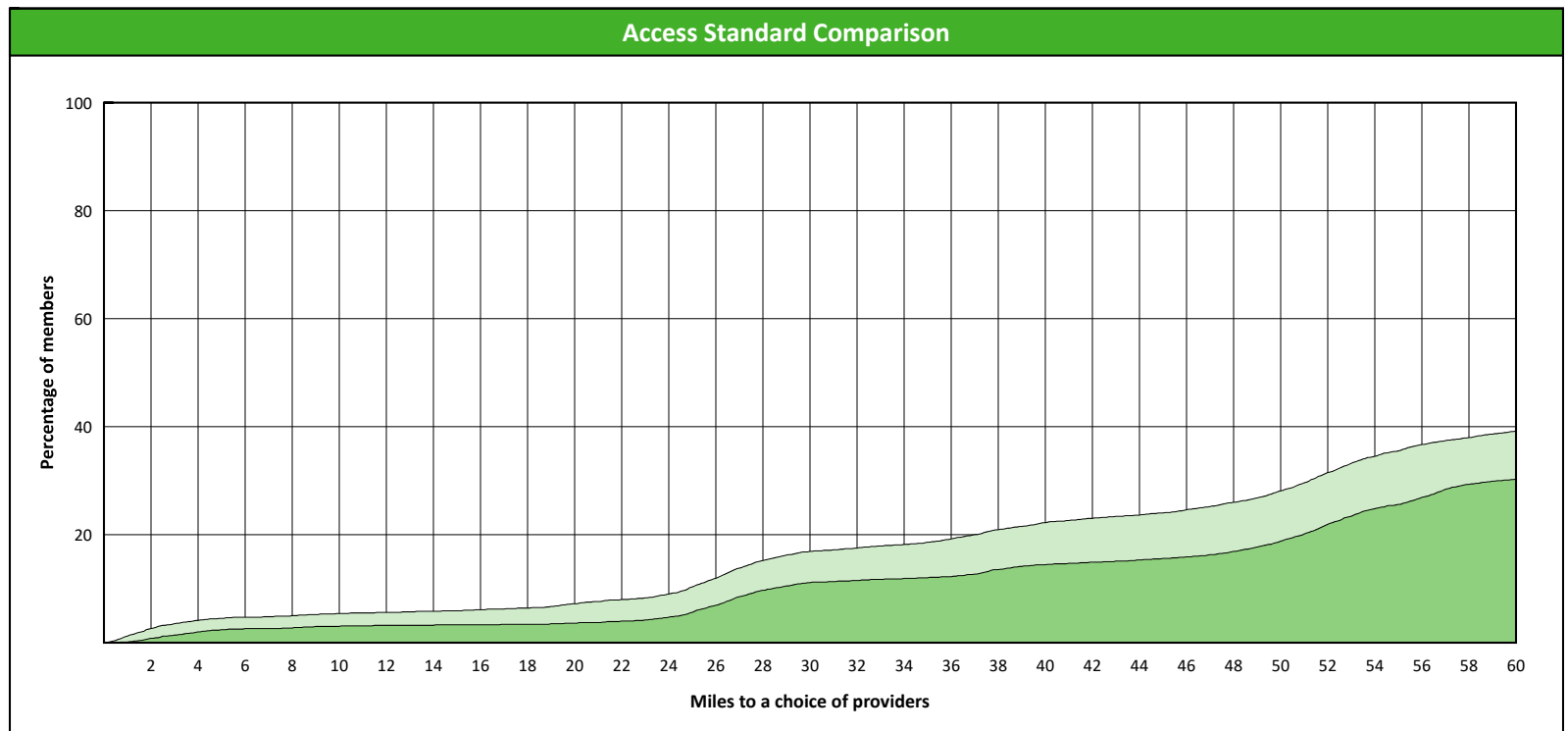
- 1st closest
- 2nd closest

¹ The Access Standard is defined as (DWP Members) members accessing:
 1 (DWP PERIO) provider in 60 miles and 60 minutes



Distances/Times

| | Average |
|---------------------------------------|-------------------------|
| Distance/Time to 1st closest provider | 61.5 miles 78.6 mins |
| Distance/Time to 2nd closest provider | 71.4 miles 91.1 mins |
| | |
| | |
| | |



Access Overview 60 Miles

January 8, 2020

Access Analysis

DWP Network

Member / Provider Groups

DWP Members

DWP PROST


Comparison Graph

Percent of members with access to a choice of providers over miles

- 1st closest
- 2nd closest

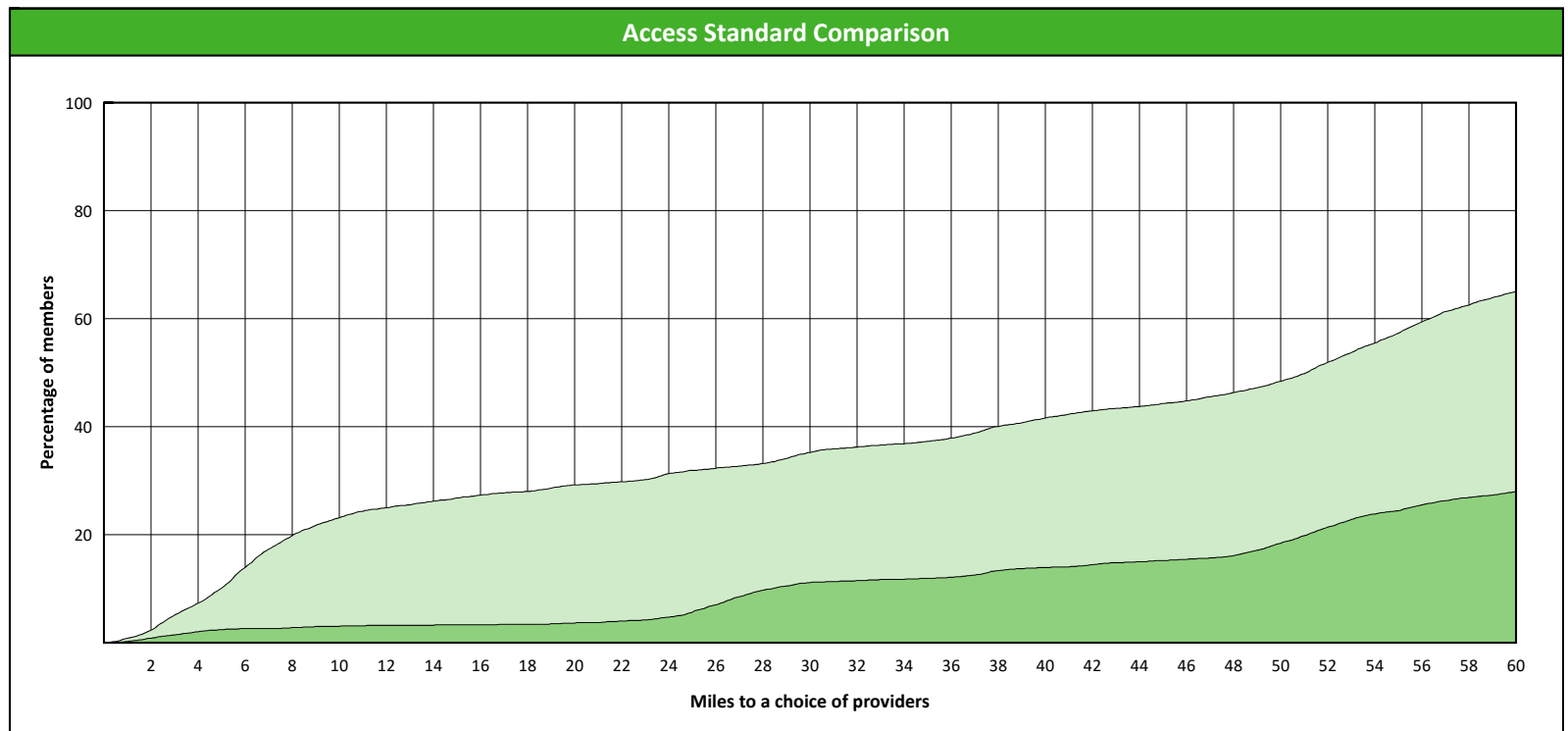
¹ The Access Standard is defined as (DWP Members) members accessing:

1 (DWP PROST) provider in 60 miles and 60 minutes



Distances/Times

| | Average |
|---------------------------------------|--------------------------|
| Distance/Time to 1st closest provider | 50.1 miles 62.4 mins |
| Distance/Time to 2nd closest provider | 79.3 miles 100.4 mins |
| | |
| | |
| | |



Access Overview 60 Miles

January 8, 2020

Access Analysis

DWP Network

Member / Provider Groups

DWP Members

DWP ORTHO


Comparison Graph

Percent of members with access to a choice of providers over miles

- 1st closest
- 2nd closest

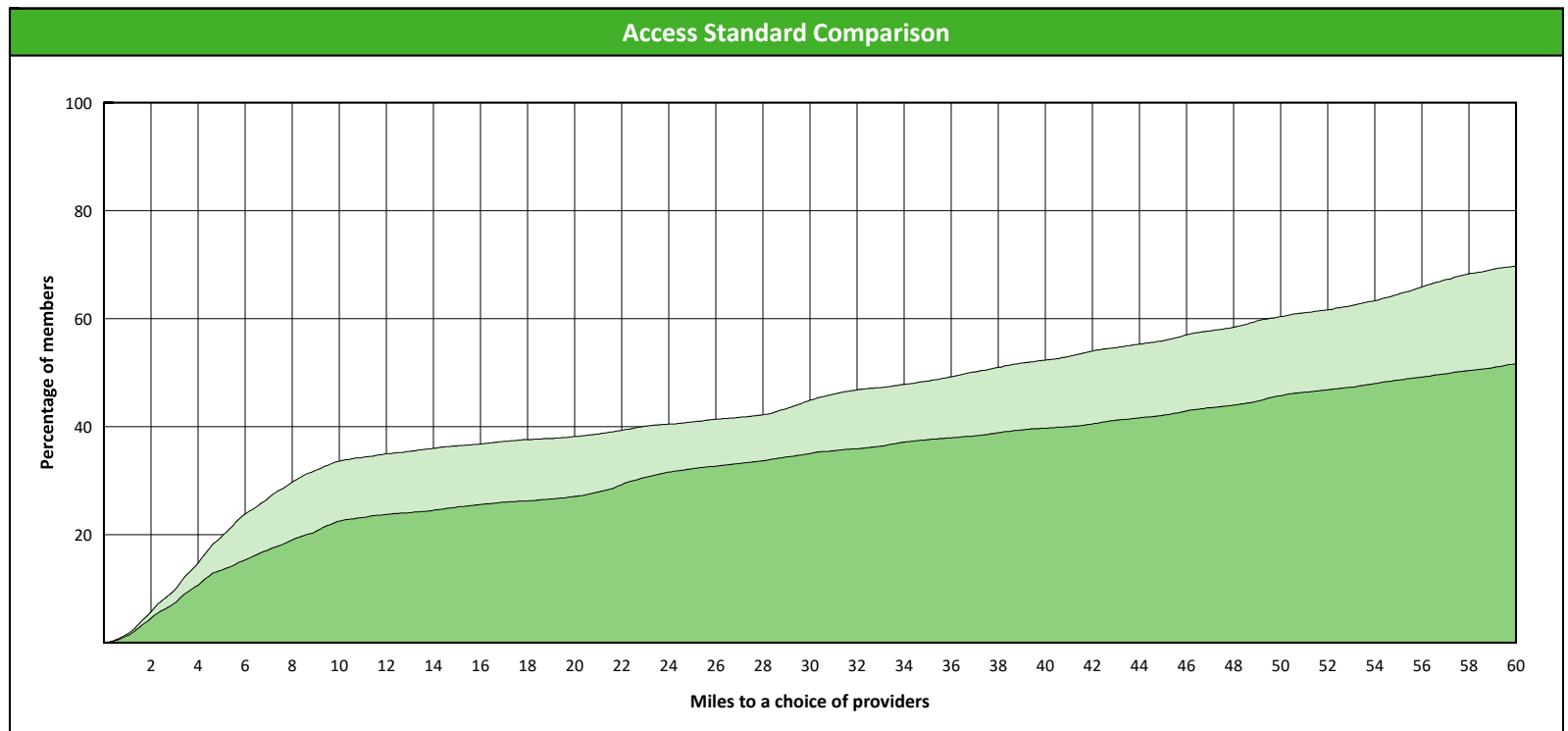
¹ The Access Standard is defined as (DWP Members) members accessing:

1 (DWP ORTHO) provider in 60 miles and 60 minutes



Distances/Times

| | Average |
|---------------------------------------|-------------------------|
| Distance/Time to 1st closest provider | 37.4 miles 45.4 mins |
| Distance/Time to 2nd closest provider | 50.9 miles 61.7 mins |
| | |
| | |
| | |



Access Overview 90 Miles

January 8, 2020

Access Analysis

DWP Network

Member / Provider Groups

DWP Members

DWP GP


Comparison Graph

Percent of members with access to a choice of providers over miles

- 1st closest
- 2nd closest

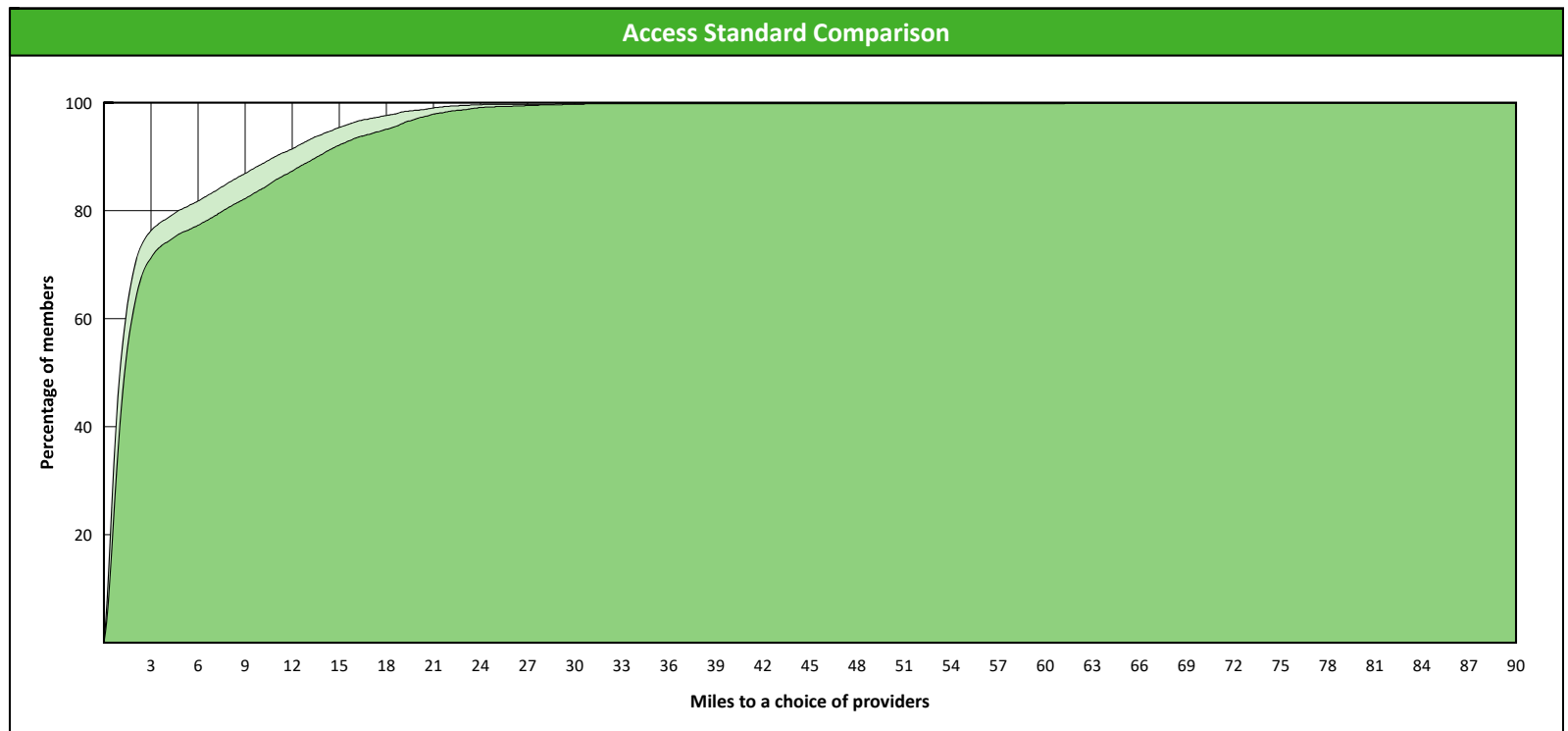
¹ The Access Standard is defined as (DWP Members) members accessing:

- 1 (DWP GP) provider in 90 miles and 90 minutes



Distances/Times

| | Average |
|---------------------------------------|-----------------------|
| Distance/Time to 1st closest provider | 3.4 miles 3.8 mins |
| Distance/Time to 2nd closest provider | 4.3 miles 4.8 mins |
| | |
| | |
| | |



Access Overview 90 Miles

January 8, 2020

Access Analysis

DWP Network

Member / Provider Groups

DWP Members

DWP OS

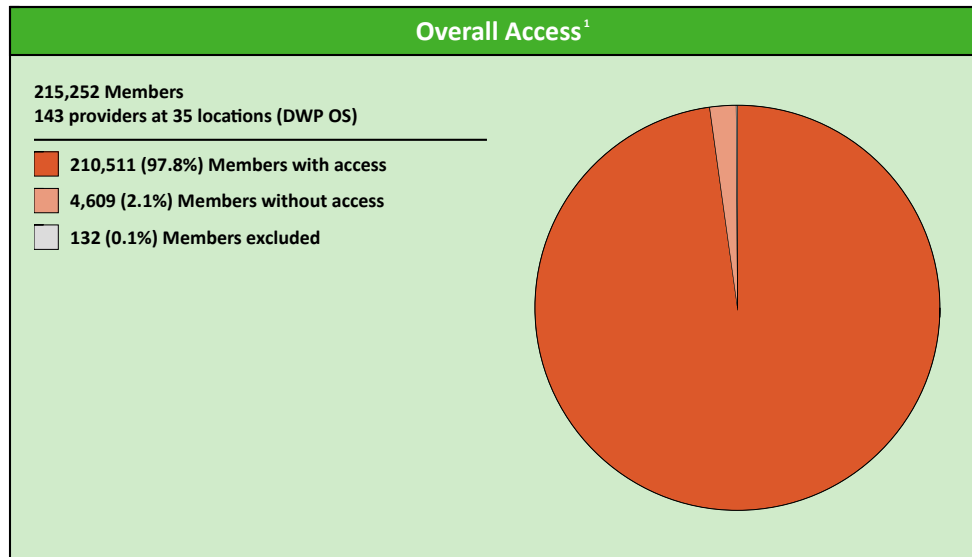
Comparison Graph

Percent of members with access to a choice of providers over miles

- 1st closest
- 2nd closest

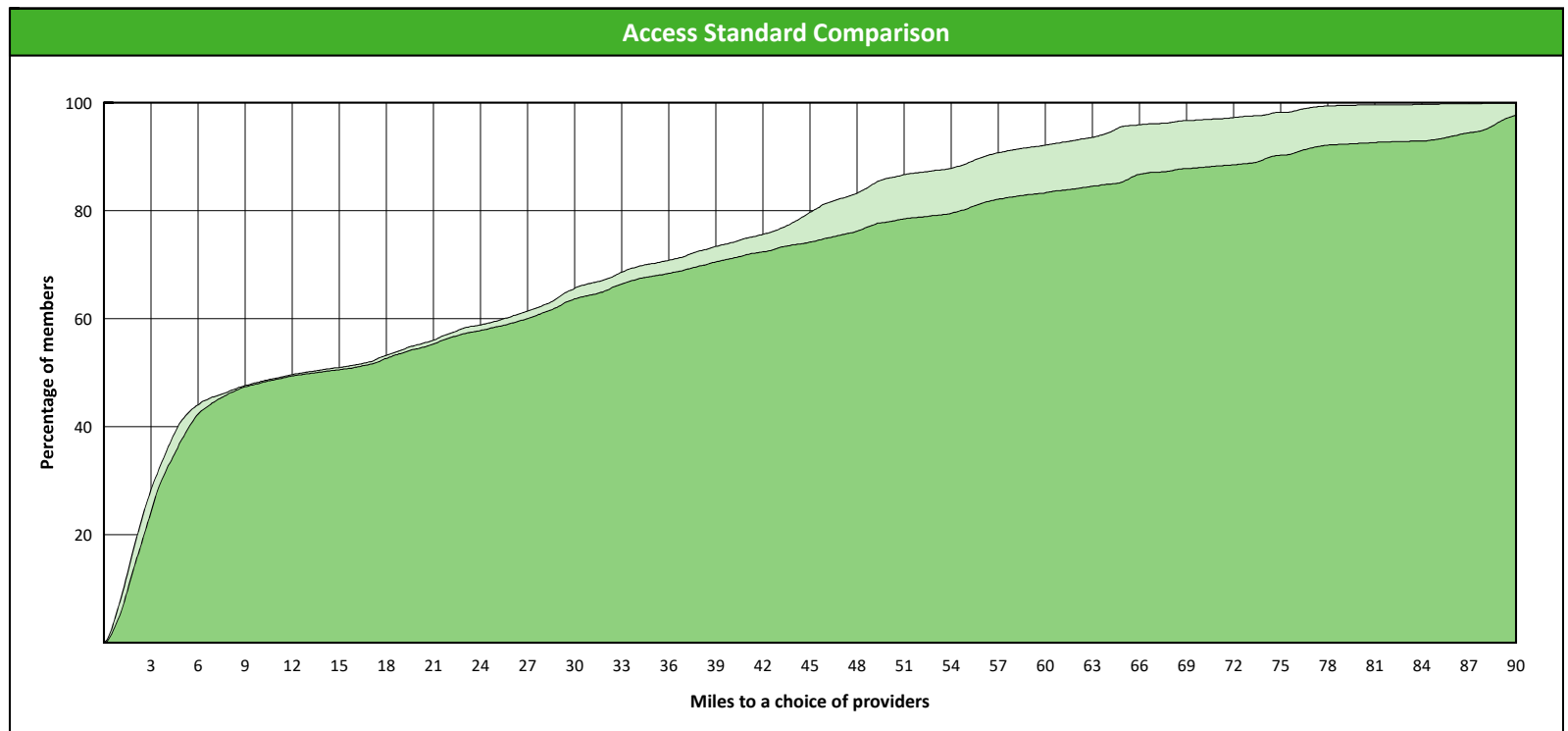
¹ The Access Standard is defined as (DWP Members) members accessing:

1 (DWP OS) provider in 90 miles and 90 minutes



Distances/Times

| | Average |
|---------------------------------------|-------------------------|
| Distance/Time to 1st closest provider | 22.5 miles 26.4 mins |
| Distance/Time to 2nd closest provider | 27.1 miles 31.8 mins |
| | |
| | |
| | |



Access Overview 90 Miles

January 8, 2020

Access Analysis

DWP Network

Member / Provider Groups

DWP Members

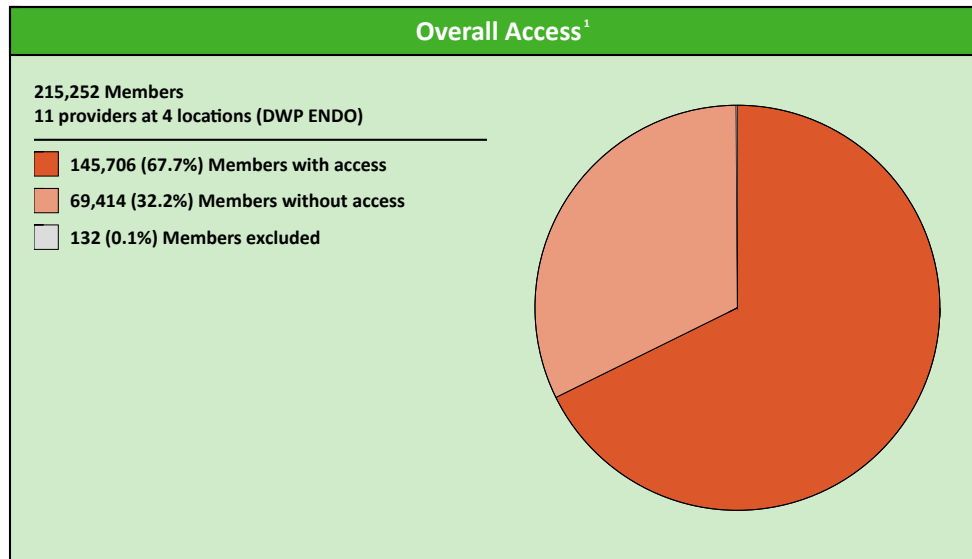
DWP ENDO

Comparison Graph

Percent of members with access to a choice of providers over miles

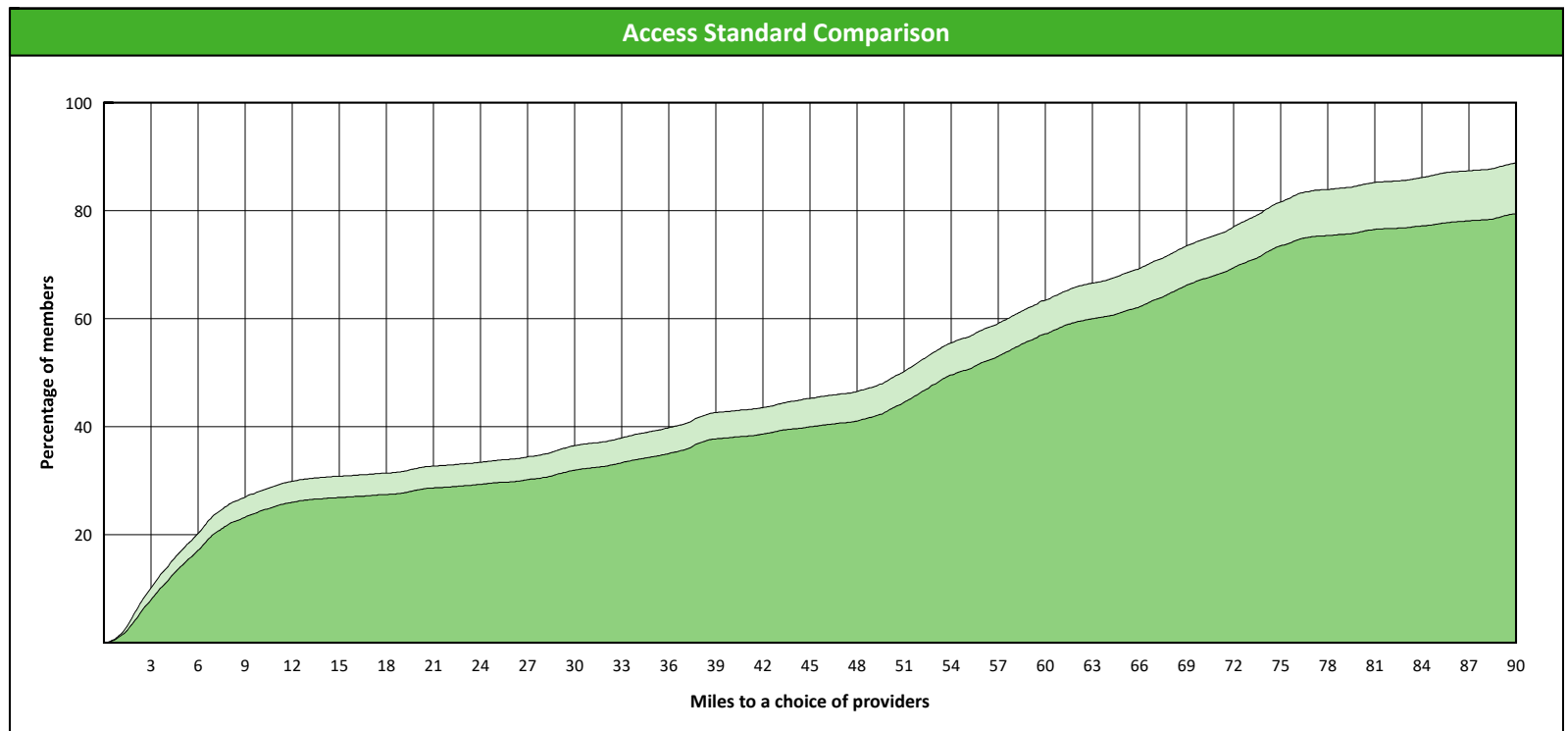
- 1st closest
- 2nd closest

¹ The Access Standard is defined as (DWP Members) members accessing:
1 (DWP ENDO) provider in 90 miles and 90 minutes



Distances/Times

| | Average |
|---------------------------------------|-------------------------|
| Distance/Time to 1st closest provider | 45.8 miles 63.3 mins |
| Distance/Time to 2nd closest provider | 57.1 miles 80.5 mins |
| | |
| | |
| | |



Access Overview 90 Miles

January 8, 2020

Access Analysis

DWP Network

Member / Provider Groups

DWP Members

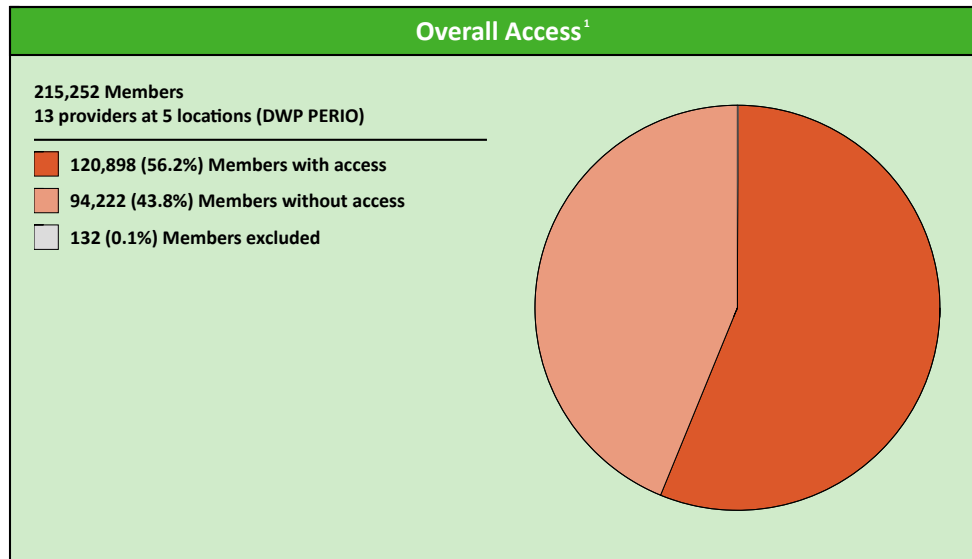
DWP PERIO

Comparison Graph

Percent of members with access to a choice of providers over miles

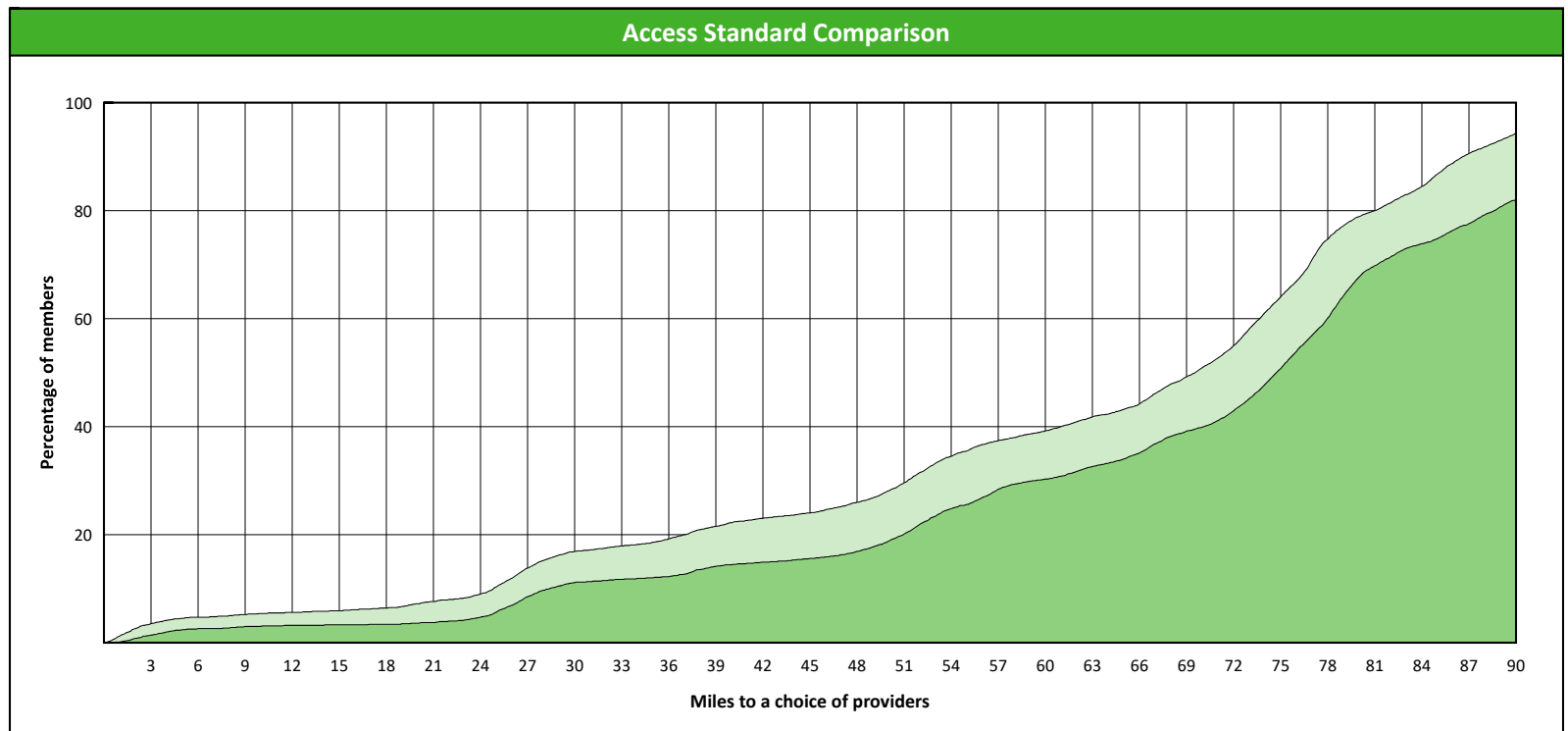
- 1st closest
- 2nd closest

¹ The Access Standard is defined as (DWP Members) members accessing:
1 (DWP PERIO) provider in 90 miles and 90 minutes



Distances/Times

| | Average |
|---------------------------------------|-------------------------|
| Distance/Time to 1st closest provider | 61.5 miles 78.6 mins |
| Distance/Time to 2nd closest provider | 71.4 miles 91.1 mins |
| | |
| | |
| | |



Access Overview 90 Miles

January 8, 2020

Access Analysis

DWP Network

Member / Provider Groups

DWP Members

DWP PROST

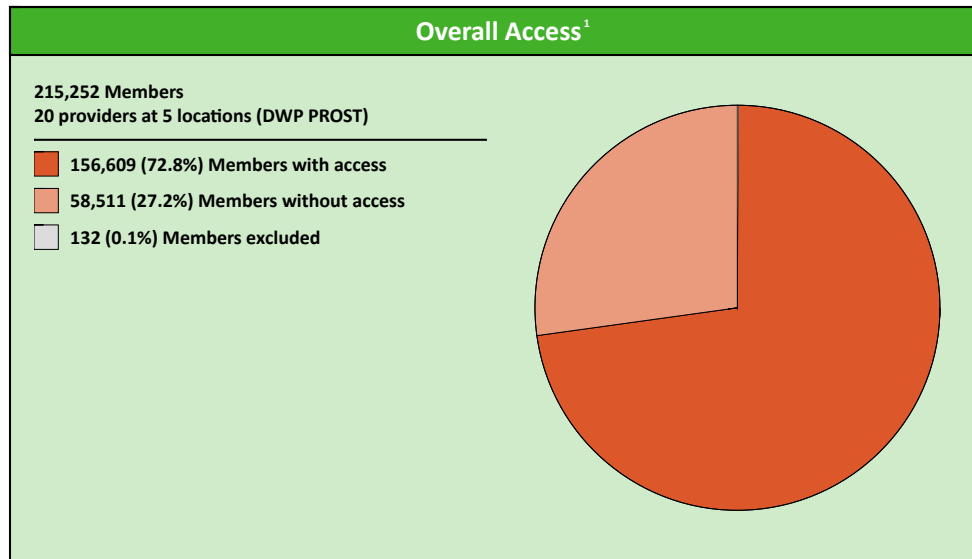
Comparison Graph

Percent of members with access to a choice of providers over miles

- 1st closest
- 2nd closest

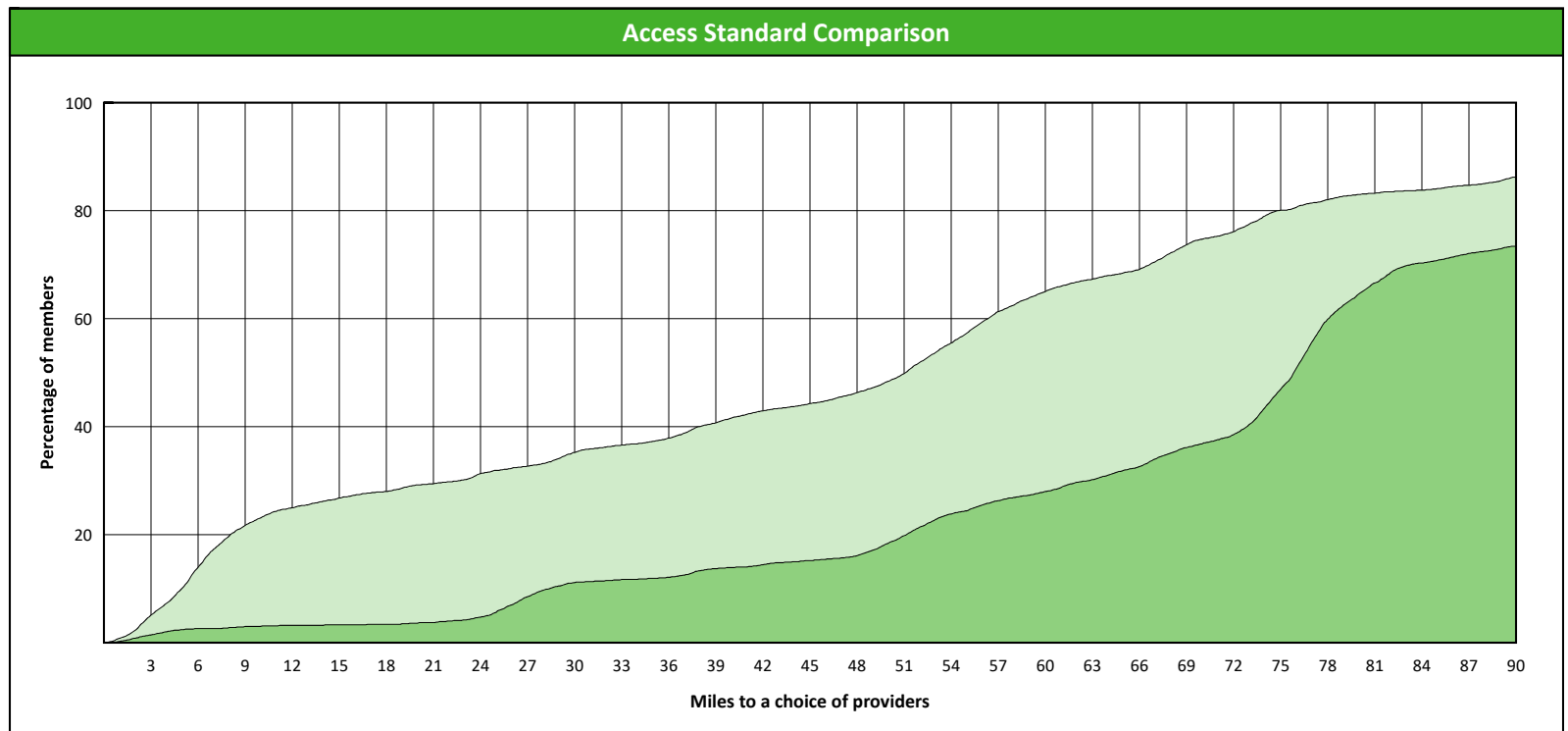
¹ The Access Standard is defined as (DWP Members) members accessing:

1 (DWP PROST) provider in 90 miles and 90 minutes



Distances/Times

| | Average |
|---------------------------------------|--------------------------|
| Distance/Time to 1st closest provider | 50.1 miles 62.4 mins |
| Distance/Time to 2nd closest provider | 79.3 miles 100.4 mins |
| | |
| | |
| | |



Access Overview 90 Miles

January 8, 2020

Access Analysis

DWP Network

Member / Provider Groups

DWP Members

DWP ORTHO


Comparison Graph

Percent of members with access to a choice of providers over miles

- 1st closest
- 2nd closest

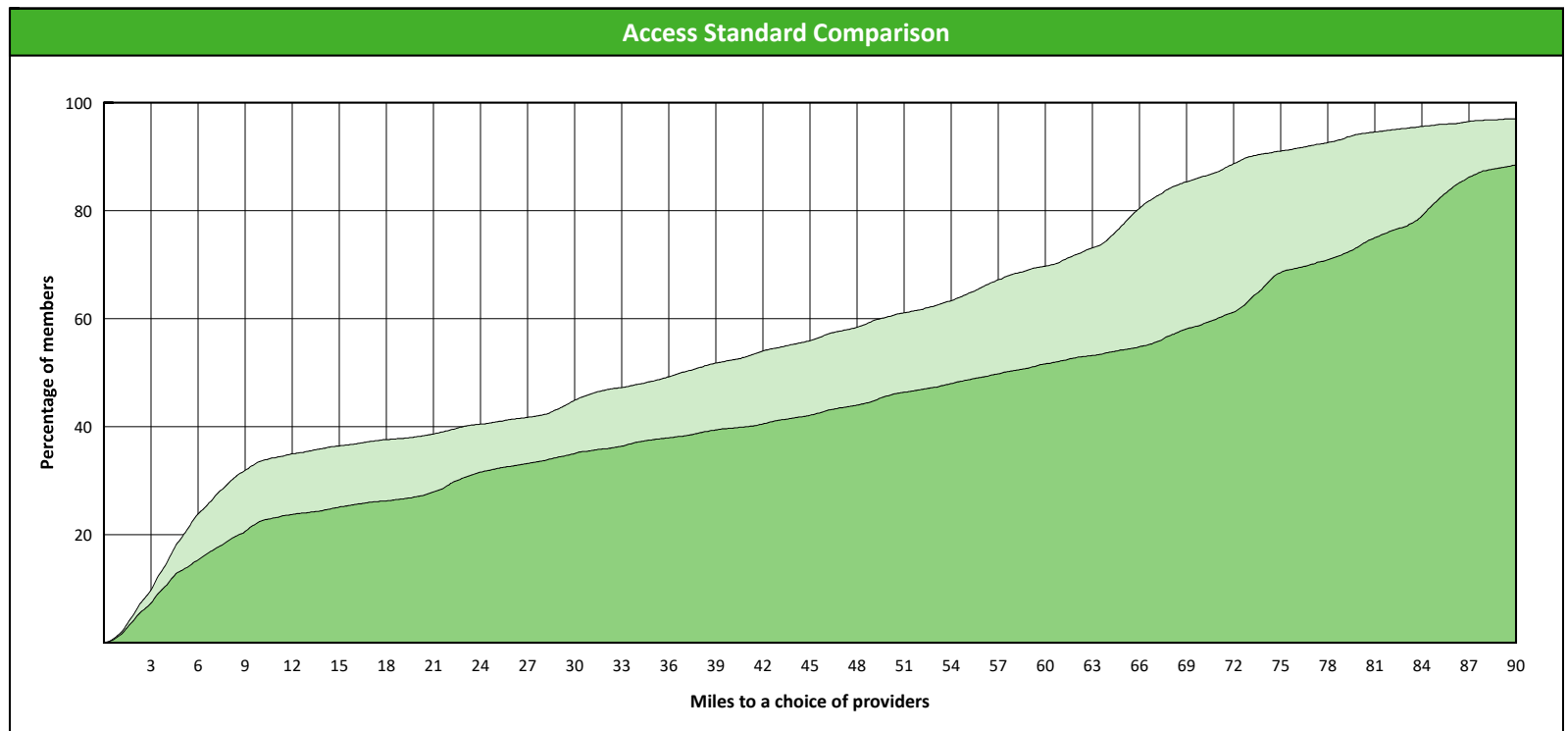
¹ The Access Standard is defined as (DWP Members) members accessing:

1 (DWP ORTHO) provider in 90 miles and 90 minutes



Distances/Times

| | Average |
|---------------------------------------|-------------------------|
| Distance/Time to 1st closest provider | 37.4 miles 45.4 mins |
| Distance/Time to 2nd closest provider | 50.9 miles 61.7 mins |
| | |
| | |
| | |



DWP GP Access Map

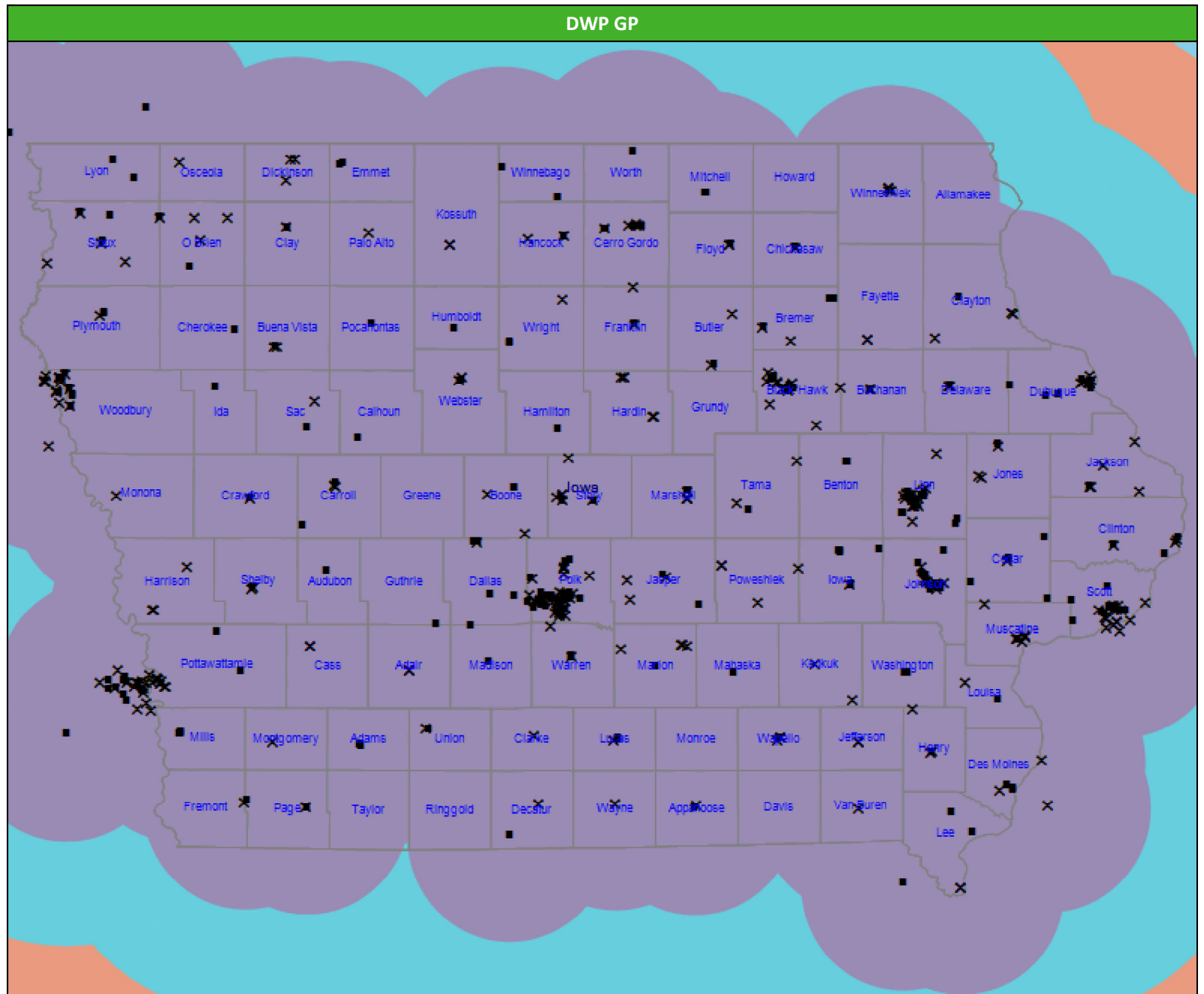
January 8, 2020

DWP GP

1,209 providers at 509 locations

- Single providers (231)
- ✕ Multiple providers (278)
- 30 mile radius
- 60 mile radius
- 90 mile radius

41.42 miles



DWP Oral Surgeon Access Map

January 8, 2020

DWP OS

143 providers at 35 locations

- Single providers (9)
- ✕ Multiple providers (26)
- 30 mile radius
- 60 mile radius
- 90 mile radius

41.42 miles



DWP Endodontist Access Map

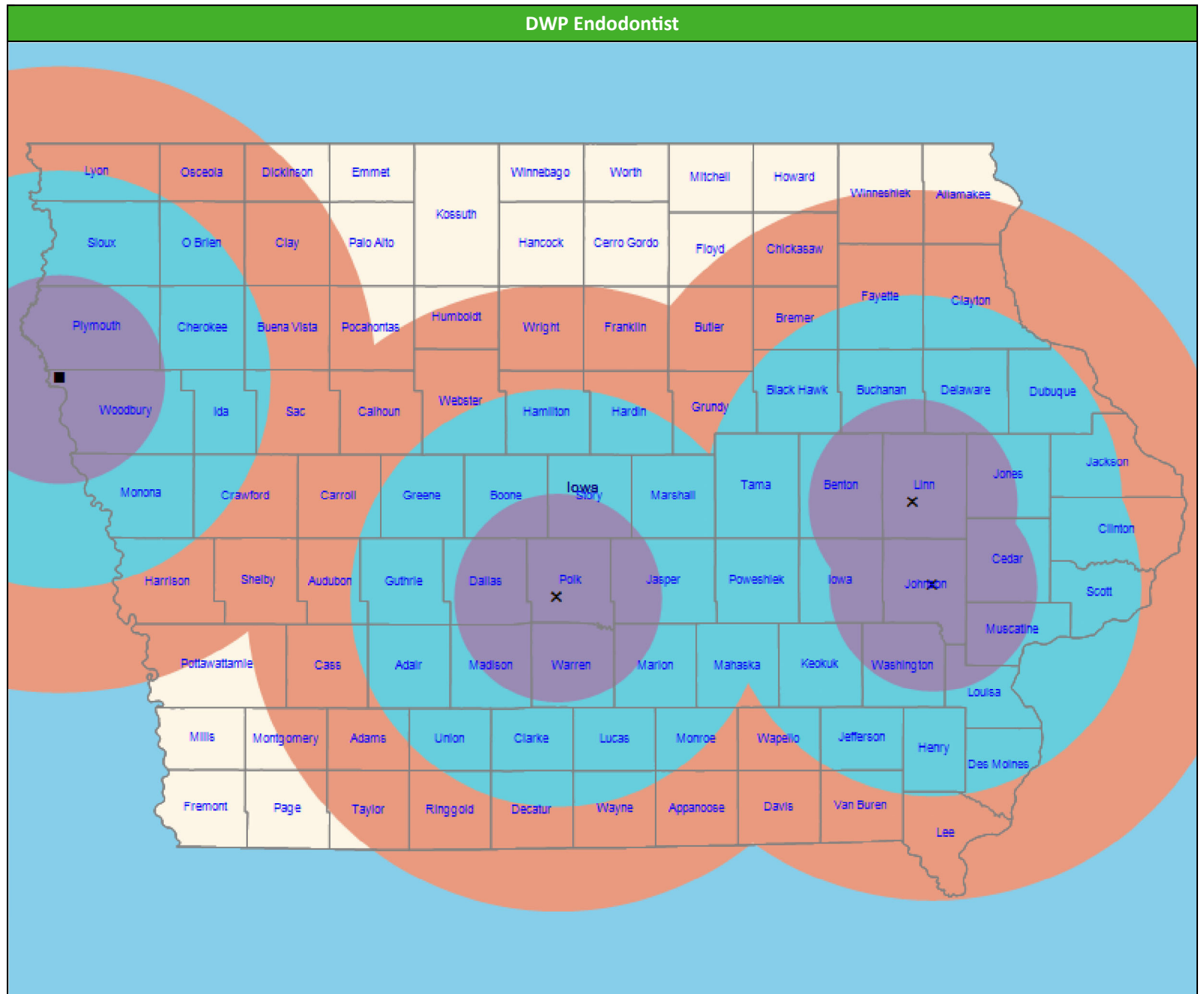
January 8, 2020

DWP ENDO

11 providers at 4 locations

- Single providers (1)
- ✕ Multiple providers (3)
- 30 mile radius
- 60 mile radius
- 90 mile radius

41.42 miles



DWP Periodontist Access Map

January 8, 2020

DWP PERIO

13 providers at 5 locations

- Single providers (4)
- ✕ Multiple providers (1)
- 30 mile radius
- 60 mile radius
- 90 mile radius

41.42 miles



DWP Prosthodontist Access Map

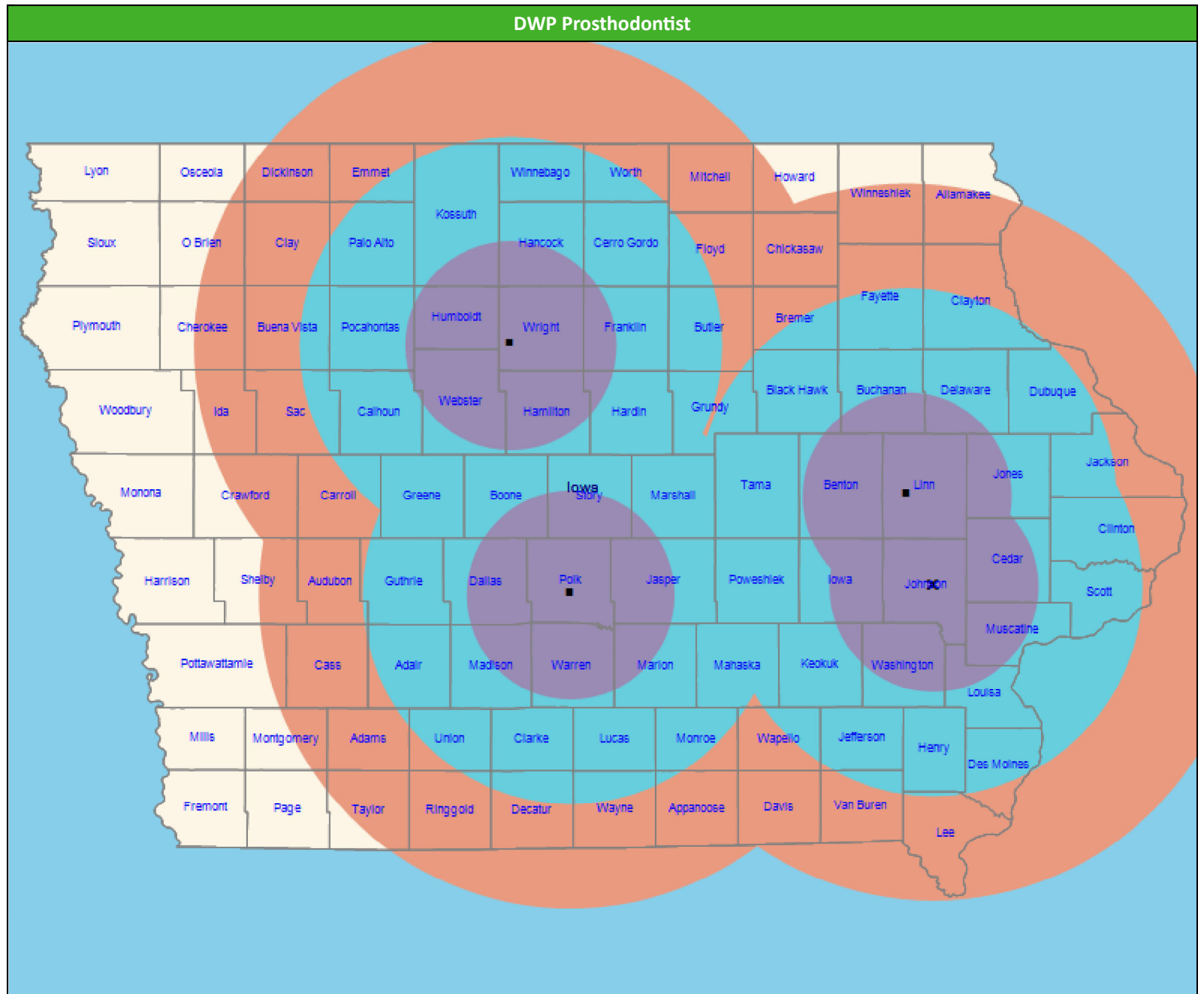
January 8, 2020

DWP PROST

20 providers at 5 locations

- Single providers (3)
- ✕ Multiple providers (2)
- 30 mile radius
- 60 mile radius
- 90 mile radius

41.42 miles



DWP Orthodontist Access Map

January 8, 2020

DWP ORTHO

17 providers at 11 locations

- Single providers (7)
- ✕ Multiple providers (4)
- 30 mile radius
- 60 mile radius
- 90 mile radius

41.42 miles



Access Summary By State

January 8, 2020

Access Analysis

DWP Network

Member Group

DWP Members

Provider Group

DWP GP

DWP OS

DWP ENDO

DWP PERIO

DWP PROST

DWP ORTHO

¹ Provider counts represent:

P: Unique providers

L: Unique provider locations

** These records have been excluded from the analysis because of invalid zip codes.

| All Members | | | | | | | | | | | | |
|-------------|---------|-----------|---------------------|-------------|------|----------------|------|---------------------|-----|------------------|------|--------------|
| Member | | Provider | | With Access | | Without Access | | Counts ¹ | | Average Distance | | Average Time |
| Group | # | Group | Standard | # | % | # | % | P | L | 1 | 2 | 1 |
| DWP Members | 215,120 | DWP GP | 1 in 30 miles an... | 214,535 | 99.7 | 585 | 0.3 | 1,209 | 509 | 3.4 | 4.3 | 3.8 |
| | | DWP GP | 1 in 60 miles an... | 214,792 | 99.8 | 328 | 0.2 | 1,209 | 509 | 3.4 | 4.3 | 3.8 |
| DWP Members | | DWP GP | 1 in 90 miles an... | 214,837 | 99.9 | 283 | 0.1 | 1,209 | 509 | 3.4 | 4.3 | 3.8 |
| | | DWP OS | 1 in 30 miles an... | 130,751 | 60.8 | 84,369 | 39.2 | 143 | 35 | 22.5 | 27.1 | 26.4 |
| | | DWP OS | 1 in 60 miles an... | 185,623 | 86.3 | 29,497 | 13.7 | 143 | 35 | 22.5 | 27.1 | 26.4 |
| | | DWP OS | 1 in 90 miles an... | 210,511 | 97.9 | 4,609 | 2.1 | 143 | 35 | 22.5 | 27.1 | 26.4 |
| | | DWP ENDO | 1 in 30 miles an... | 71,207 | 33.1 | 143,913 | 66.9 | 11 | 4 | 45.8 | 57.1 | 63.3 |
| | | DWP ENDO | 1 in 60 miles an... | 96,041 | 44.6 | 119,079 | 55.4 | 11 | 4 | 45.8 | 57.1 | 63.3 |
| | | DWP ENDO | 1 in 90 miles an... | 145,706 | 67.7 | 69,414 | 32.3 | 11 | 4 | 45.8 | 57.1 | 63.3 |
| | | DWP PERIO | 1 in 30 miles an... | 19,817 | 9.2 | 195,303 | 90.8 | 13 | 5 | 61.5 | 71.4 | 78.6 |
| | | DWP PERIO | 1 in 60 miles an... | 59,166 | 27.5 | 155,954 | 72.5 | 13 | 5 | 61.5 | 71.4 | 78.6 |
| | | DWP PERIO | 1 in 90 miles an... | 120,898 | 56.2 | 94,222 | 43.8 | 13 | 5 | 61.5 | 71.4 | 78.6 |
| | | DWP PROST | 1 in 30 miles an... | 68,930 | 32.0 | 146,190 | 68.0 | 20 | 5 | 50.1 | 79.3 | 62.4 |
| | | DWP PROST | 1 in 60 miles an... | 101,638 | 47.2 | 113,482 | 52.8 | 20 | 5 | 50.1 | 79.3 | 62.4 |
| | | DWP PROST | 1 in 90 miles an... | 156,609 | 72.8 | 58,511 | 27.2 | 20 | 5 | 50.1 | 79.3 | 62.4 |
| | | DWP ORTHO | 1 in 30 miles an... | 88,429 | 41.1 | 126,691 | 58.9 | 17 | 11 | 37.4 | 50.9 | 45.4 |
| | | DWP ORTHO | 1 in 60 miles an... | 130,372 | 60.6 | 84,748 | 39.4 | 17 | 11 | 37.4 | 50.9 | 45.4 |
| | | DWP ORTHO | 1 in 90 miles an... | 190,442 | 88.5 | 24,678 | 11.5 | 17 | 11 | 37.4 | 50.9 | 45.4 |

| Key Geographic Areas | | | | | | | | | | |
|----------------------|---------------------------|-----------|---------------------------|-------------|-------|----------------|------|------------------|------|--------------|
| State Name | Member | Provider | | With Access | | Without Access | | Average Distance | | Average Time |
| | # | Group | Standard | # | % | # | % | 1 | 2 | 1 |
| Iowa | 214,305 | DWP GP | 1 in 60 miles and 60 mins | 214,305 | 100.0 | 0 | 0.0 | 3.2 | 4.1 | 3.5 |
| | | DWP GP | 1 in 90 miles and 90 mins | 214,305 | 100.0 | 0 | 0.0 | 3.2 | 4.1 | 3.5 |
| | | DWP GP | 1 in 30 miles and 30 mins | 214,111 | 99.9 | 194 | 0.1 | 3.2 | 4.1 | 3.5 |
| | | DWP OS | 1 in 90 miles and 90 mins | 210,026 | 98.0 | 4,279 | 2.0 | 22.3 | 26.8 | 26.1 |
| | | DWP ORTHO | 1 in 90 miles and 90 mins | 190,045 | 88.7 | 24,260 | 11.3 | 37.2 | 50.7 | 45.1 |
| | | DWP OS | 1 in 60 miles and 60 mins | 185,231 | 86.4 | 29,074 | 13.6 | 22.3 | 26.8 | 26.1 |
| | | DWP PROST | 1 in 90 miles and 90 mins | 156,512 | 73.0 | 57,793 | 27.0 | 49.7 | 79.0 | 61.9 |
| | | DWP ENDO | 1 in 90 miles and 90 mins | 145,581 | 67.9 | 68,724 | 32.1 | 45.5 | 56.7 | 62.8 |
| | | DWP OS | 1 in 30 miles and 30 mins | 130,475 | 60.9 | 83,830 | 39.1 | 22.3 | 26.8 | 26.1 |
| | | DWP ORTHO | 1 in 60 miles and 60 mins | 130,049 | 60.7 | 84,256 | 39.3 | 37.2 | 50.7 | 45.1 |
| | | DWP PERIO | 1 in 90 miles and 90 mins | 120,824 | 56.4 | 93,481 | 43.6 | 61.2 | 71.1 | 78.2 |
| | | DWP PROST | 1 in 60 miles and 60 mins | 101,636 | 47.4 | 112,669 | 52.6 | 49.7 | 79.0 | 61.9 |
| | | DWP ENDO | 1 in 60 miles and 60 mins | 95,997 | 44.8 | 118,308 | 55.2 | 45.5 | 56.7 | 62.8 |
| | | DWP ORTHO | 1 in 30 miles and 30 mins | 88,151 | 41.1 | 126,154 | 58.9 | 37.2 | 50.7 | 45.1 |
| | | DWP ENDO | 1 in 30 miles and 30 mins | 71,175 | 33.2 | 143,130 | 66.8 | 45.5 | 56.7 | 62.8 |
| | | DWP PROST | 1 in 30 miles and 30 mins | 68,930 | 32.2 | 145,375 | 67.8 | 49.7 | 79.0 | 61.9 |
| DWP PERIO | 1 in 60 miles and 60 mins | 59,158 | 27.6 | 155,147 | 72.4 | 61.2 | 71.1 | 78.2 | | |

Access Summary By City

January 8, 2020

Access Analysis

DWP Network

Member Group

DWP Members

Provider Group

DWP GP

DWP OS

DWP ENDO

DWP PERIO

DWP PROST

DWP ORTHO

¹ Provider counts represent:

P: Unique providers

L: Unique provider locations

** These records have been excluded from the analysis because of invalid zip codes.

| All Members | | | | | | | | | | | | |
|-------------|---------|-----------|---------------------|-------------|------|----------------|------|---------------------|-----|------------------|------|--------------|
| Member | | Provider | | With Access | | Without Access | | Counts ¹ | | Average Distance | | Average Time |
| Group | # | Group | Standard | # | % | # | % | P | L | 1 | 2 | 1 |
| DWP Members | 215,120 | DWP GP | 1 in 30 miles an... | 214,535 | 99.7 | 585 | 0.3 | 1,209 | 509 | 3.4 | 4.3 | 3.8 |
| | | DWP GP | 1 in 60 miles an... | 214,792 | 99.8 | 328 | 0.2 | 1,209 | 509 | 3.4 | 4.3 | 3.8 |
| DWP Members | | DWP GP | 1 in 90 miles an... | 214,837 | 99.9 | 283 | 0.1 | 1,209 | 509 | 3.4 | 4.3 | 3.8 |
| | | DWP OS | 1 in 30 miles an... | 130,751 | 60.8 | 84,369 | 39.2 | 143 | 35 | 22.5 | 27.1 | 26.4 |
| | | DWP OS | 1 in 60 miles an... | 185,623 | 86.3 | 29,497 | 13.7 | 143 | 35 | 22.5 | 27.1 | 26.4 |
| | | DWP OS | 1 in 90 miles an... | 210,511 | 97.9 | 4,609 | 2.1 | 143 | 35 | 22.5 | 27.1 | 26.4 |
| | | DWP ENDO | 1 in 30 miles an... | 71,207 | 33.1 | 143,913 | 66.9 | 11 | 4 | 45.8 | 57.1 | 63.3 |
| | | DWP ENDO | 1 in 60 miles an... | 96,041 | 44.6 | 119,079 | 55.4 | 11 | 4 | 45.8 | 57.1 | 63.3 |
| | | DWP ENDO | 1 in 90 miles an... | 145,706 | 67.7 | 69,414 | 32.3 | 11 | 4 | 45.8 | 57.1 | 63.3 |
| | | DWP PERIO | 1 in 30 miles an... | 19,817 | 9.2 | 195,303 | 90.8 | 13 | 5 | 61.5 | 71.4 | 78.6 |
| | | DWP PERIO | 1 in 60 miles an... | 59,166 | 27.5 | 155,954 | 72.5 | 13 | 5 | 61.5 | 71.4 | 78.6 |
| | | DWP PERIO | 1 in 90 miles an... | 120,898 | 56.2 | 94,222 | 43.8 | 13 | 5 | 61.5 | 71.4 | 78.6 |
| | | DWP PROST | 1 in 30 miles an... | 68,930 | 32.0 | 146,190 | 68.0 | 20 | 5 | 50.1 | 79.3 | 62.4 |
| | | DWP PROST | 1 in 60 miles an... | 101,638 | 47.2 | 113,482 | 52.8 | 20 | 5 | 50.1 | 79.3 | 62.4 |
| | | DWP PROST | 1 in 90 miles an... | 156,609 | 72.8 | 58,511 | 27.2 | 20 | 5 | 50.1 | 79.3 | 62.4 |
| | | DWP ORTHO | 1 in 30 miles an... | 88,429 | 41.1 | 126,691 | 58.9 | 17 | 11 | 37.4 | 50.9 | 45.4 |
| | | DWP ORTHO | 1 in 60 miles an... | 130,372 | 60.6 | 84,748 | 39.4 | 17 | 11 | 37.4 | 50.9 | 45.4 |
| | | DWP ORTHO | 1 in 90 miles an... | 190,442 | 88.5 | 24,678 | 11.5 | 17 | 11 | 37.4 | 50.9 | 45.4 |

| Key Geographic Areas | | | | | | | | | | |
|----------------------|---------------------------|-----------|---------------------------|-------------|-------|----------------|------|------------------|------|--------------|
| City | Member | Provider | | With Access | | Without Access | | Average Distance | | Average Time |
| | # | Group | Standard | # | % | # | % | 1 | 2 | 1 |
| Des Moines, IA | 23,608 | DWP GP | 1 in 30 miles and 30 mins | 23,608 | 100.0 | 0 | 0.0 | 0.8 | 1.0 | 1.3 |
| | | DWP GP | 1 in 60 miles and 60 mins | 23,608 | 100.0 | 0 | 0.0 | 0.8 | 1.0 | 1.3 |
| | | DWP GP | 1 in 90 miles and 90 mins | 23,608 | 100.0 | 0 | 0.0 | 0.8 | 1.0 | 1.3 |
| | | DWP OS | 1 in 90 miles and 90 mins | 23,608 | 100.0 | 0 | 0.0 | 2.7 | 3.1 | 4.2 |
| | | DWP ORTHO | 1 in 90 miles and 90 mins | 23,607 | 99.9 | 1 | 0.1 | 4.3 | 4.3 | 6.7 |
| | | DWP PROST | 1 in 90 miles and 90 mins | 23,605 | 99.9 | 3 | 0.1 | 5.3 | 77.4 | 7.8 |
| | | DWP ENDO | 1 in 90 miles and 90 mins | 23,604 | 99.9 | 4 | 0.1 | 4.2 | 4.2 | 7.4 |
| | | DWP OS | 1 in 60 miles and 60 mins | 23,604 | 99.9 | 4 | 0.1 | 2.7 | 3.1 | 4.2 |
| | | DWP ORTHO | 1 in 60 miles and 60 mins | 23,602 | 99.9 | 6 | 0.1 | 4.3 | 4.3 | 6.7 |
| | | DWP OS | 1 in 30 miles and 30 mins | 23,601 | 99.9 | 7 | 0.1 | 2.7 | 3.1 | 4.2 |
| | | DWP PROST | 1 in 60 miles and 60 mins | 23,600 | 99.9 | 8 | 0.1 | 5.3 | 77.4 | 7.8 |
| | | DWP ENDO | 1 in 60 miles and 60 mins | 23,599 | 99.9 | 9 | 0.1 | 4.2 | 4.2 | 7.4 |
| | | DWP PROST | 1 in 30 miles and 30 mins | 23,599 | 99.9 | 9 | 0.1 | 5.3 | 77.4 | 7.8 |
| | | DWP ENDO | 1 in 30 miles and 30 mins | 23,598 | 99.9 | 10 | 0.1 | 4.2 | 4.2 | 7.4 |
| | | DWP ORTHO | 1 in 30 miles and 30 mins | 23,598 | 99.9 | 10 | 0.1 | 4.3 | 4.3 | 6.7 |
| | | DWP PERIO | 1 in 90 miles and 90 mins | 6,607 | 28.0 | 17,001 | 72.0 | 74.1 | 77.1 | 96.7 |
| DWP PERIO | 1 in 60 miles and 60 mins | 4 | 0.1 | 23,604 | 99.9 | 74.1 | 77.1 | 96.7 | | |