

Network Access Analysis

Hawki

Delta Dental of Iowa

January 9, 2020

Contents

Report Contents

Access Overview 30 Miles 3
Hawki Members: Hawki GP, Hawki Members: Hawki OS, Hawki Members: Hawki Endo, Hawki Members: Hawki Ortho, Hawki Members: Hawki Perio, Hawki Members: Hawki Prost

Access Overview 60 Miles 9
Hawki Members: Hawki GP, Hawki Members: Hawki OS, Hawki Members: Hawki Endo, Hawki Members: Hawki Ortho, Hawki Members: Hawki Perio, Hawki Members: Hawki Prost

Access Overview 90 Miles 15
Hawki Members: Hawki GP, Hawki Members: Hawki OS, Hawki Members: Hawki Endo, Hawki Members: Hawki Ortho, Hawki Members: Hawki Perio, Hawki Members: Hawki Prost

Hawki GP Access Map 21

Hawki Oral Surgeon Access Map 22

Hawki Endodontist Access Map 23

Hawki Orthodontist Access Map 24

Hawki Periodontist Access Map 25

Hawki Prothodontist Access Map 26

Access Summary By State Name 27

Access Summary By City 28

Access Overview 30 Miles

January 9, 2020

Access Analysis

Hawki

Member / Provider Groups

Hawki Members

Hawki GP


Comparison Graph

Percent of members with access to a choice of providers over miles

- 1st closest
- 2nd closest

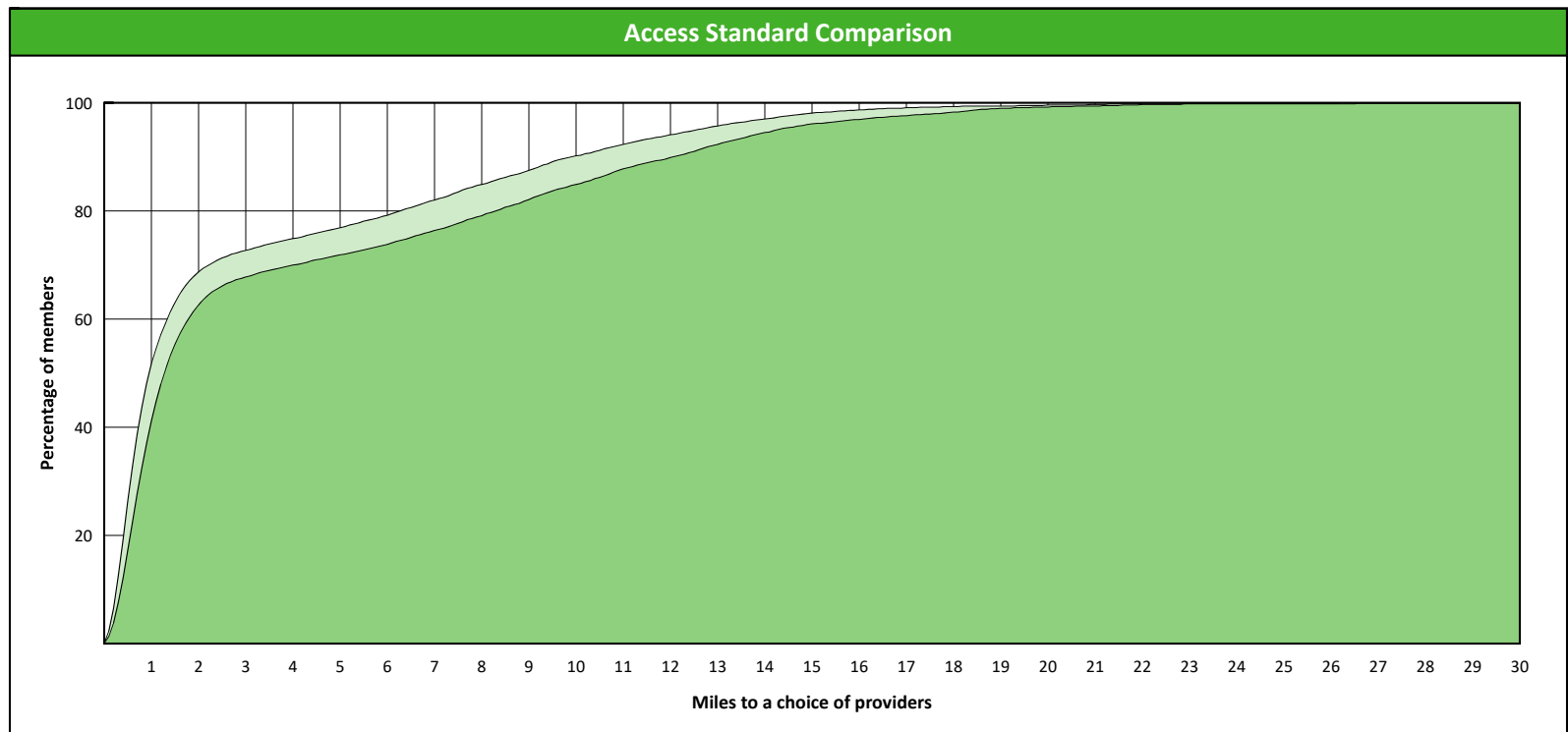
¹ The Access Standard is defined as (Hawki Members) members accessing:

- 1 (Hawki GP) provider in 30 miles and 30 minutes



Distances/Times

	Average
Distance/Time to 1st closest provider	3.2 miles 3.6 mins
Distance/Time to 2nd closest provider	4.1 miles 4.5 mins



Access Overview 30 Miles

January 9, 2020

Access Analysis

Hawki

Member / Provider Groups

Hawki Members

Hawki OS

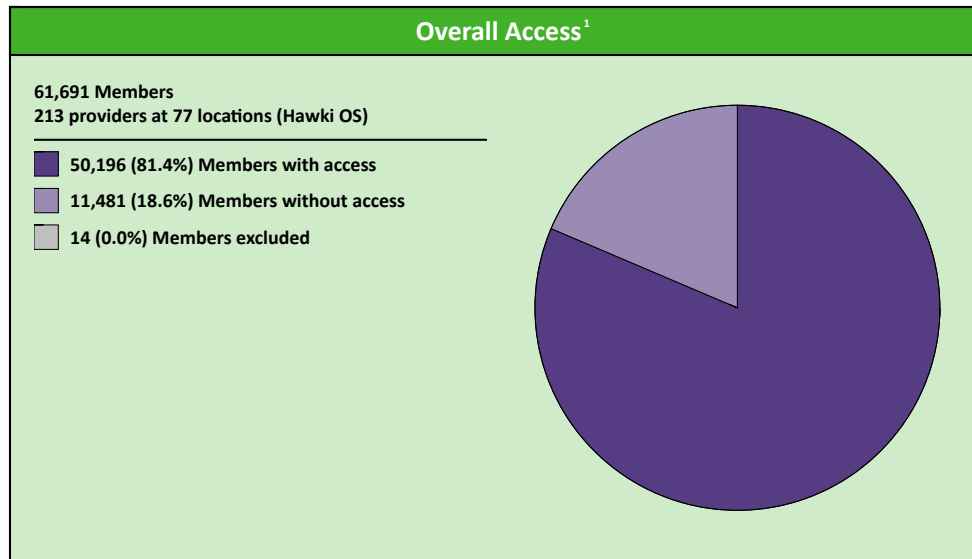
Comparison Graph

Percent of members with access to a choice of providers over miles

- 1st closest
- 2nd closest

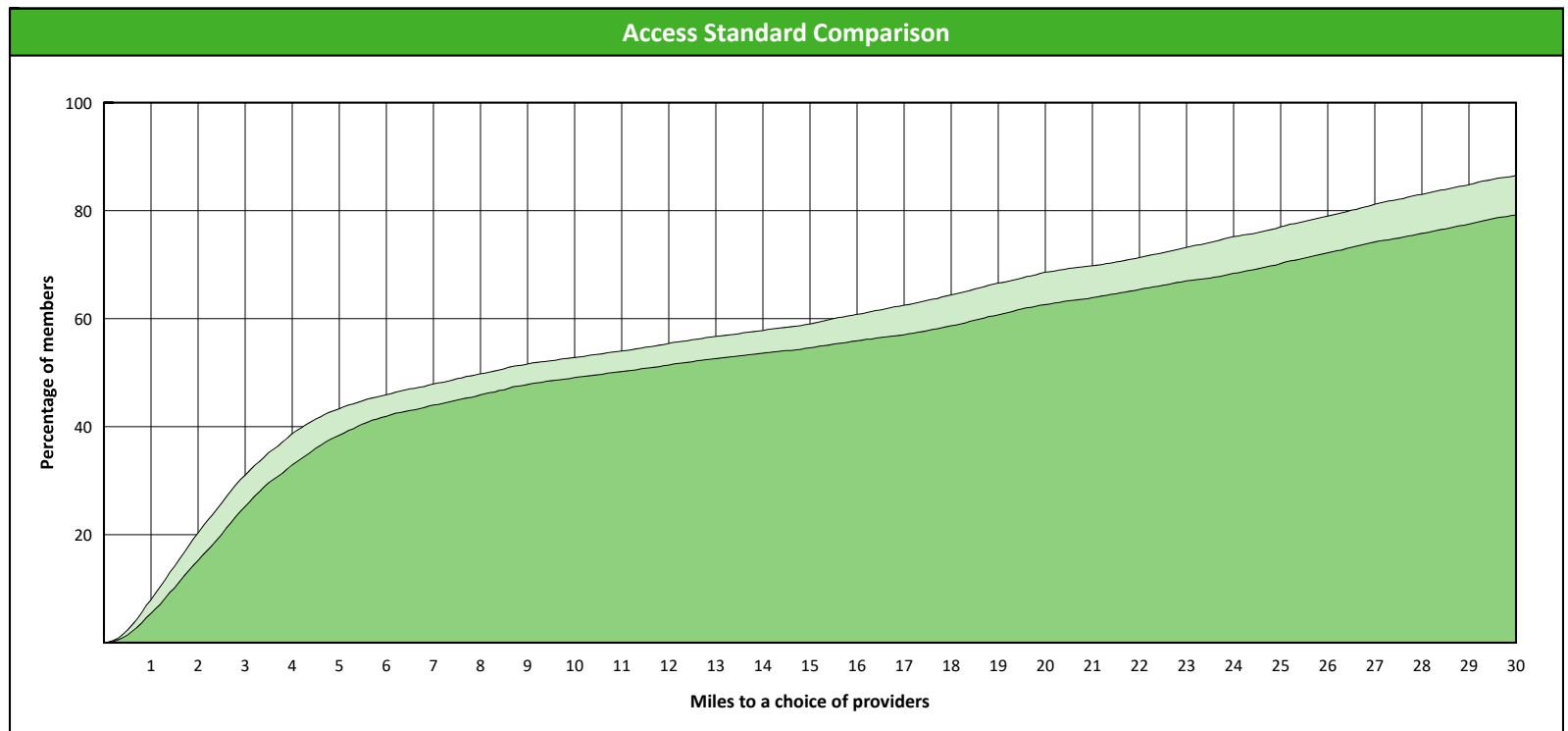
¹ The Access Standard is defined as (Hawki Members) members accessing:

- 1 (Hawki OS) provider in 30 miles and 30 minutes



Distances/Times

	Average
Distance/Time to 1st closest provider	14.3 miles 16.2 mins
Distance/Time to 2nd closest provider	17.4 miles 19.6 mins



Access Overview 30 Miles

January 9, 2020

Access Analysis

Hawki

Member / Provider Groups

Hawki Members

Hawki Endo


Comparison Graph

Percent of members with access to a choice of providers over miles

- 1st closest
- 2nd closest

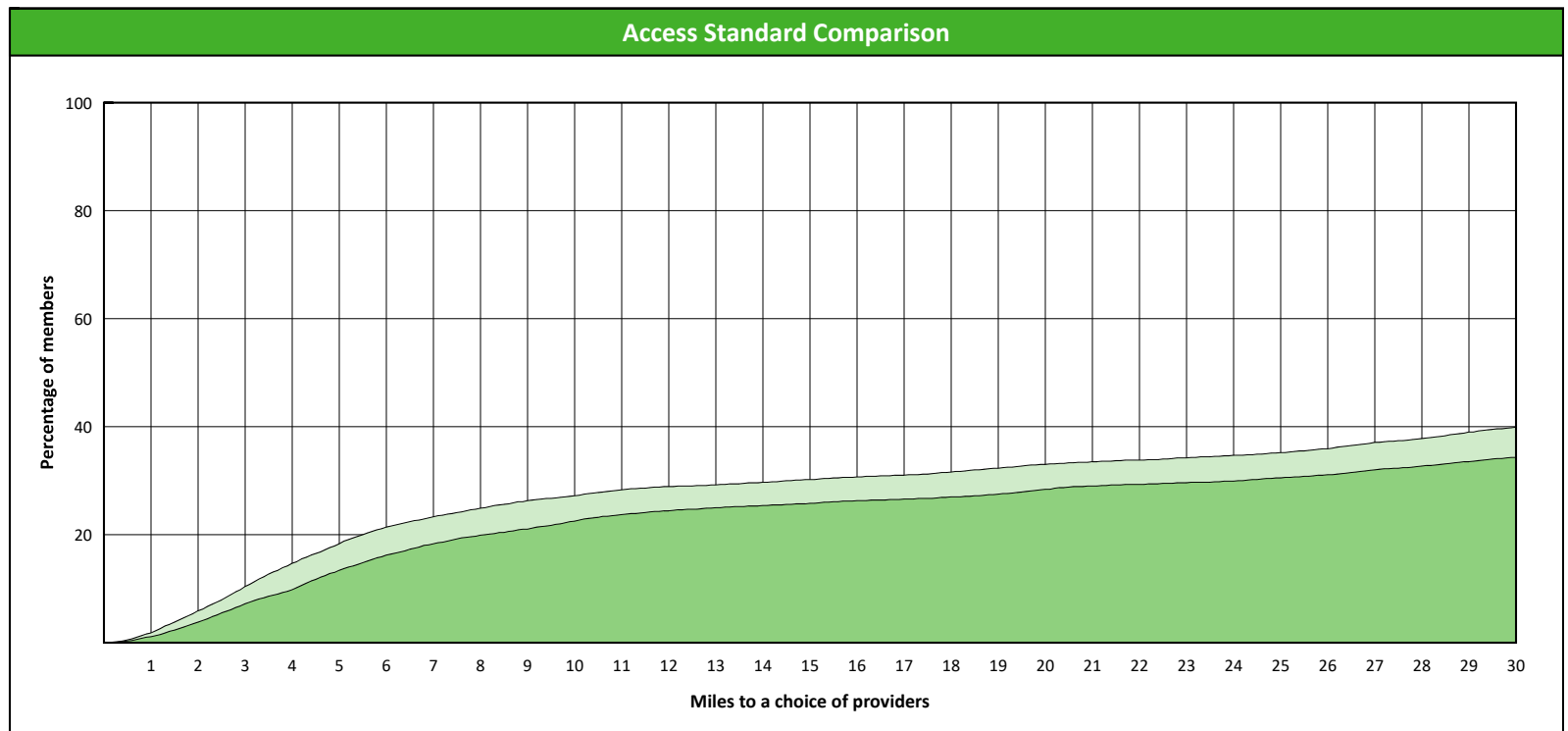
¹ The Access Standard is defined as (Hawki Members) members accessing:

1 (Hawki Endo) provider in 30 miles and 30 minutes



Distances/Times

	Average
Distance/Time to 1st closest provider	42.7 miles 52.5 mins
Distance/Time to 2nd closest provider	58.6 miles 70.3 mins



Access Overview 30 Miles

January 9, 2020

Access Analysis

Hawki

Member / Provider Groups

Hawki Members

Hawki Ortho


Comparison Graph

Percent of members with access to a choice of providers over miles

- 1st closest
- 2nd closest

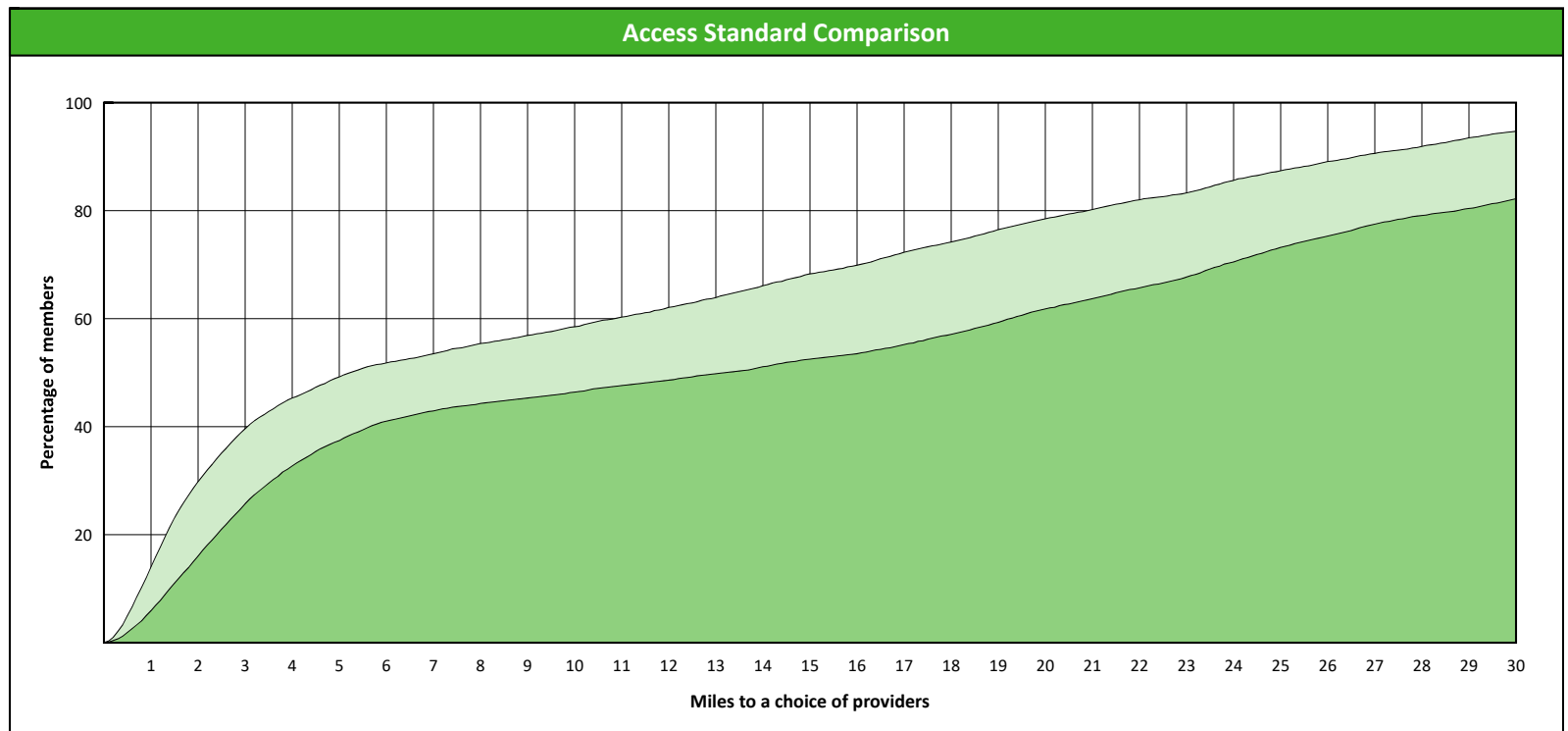
¹ The Access Standard is defined as (Hawki Members) members accessing:

1 (Hawki Ortho) provider in 30 miles and 30 minutes



Distances/Times

	Average
Distance/Time to 1st closest provider	10.8 miles 12.0 mins
Distance/Time to 2nd closest provider	16.5 miles 18.4 mins



Access Overview 30 Miles

January 9, 2020

Access Analysis

Hawki

Member / Provider Groups

Hawki Members

Hawki Perio


Comparison Graph

Percent of members with access to a choice of providers over miles

- 1st closest
- 2nd closest

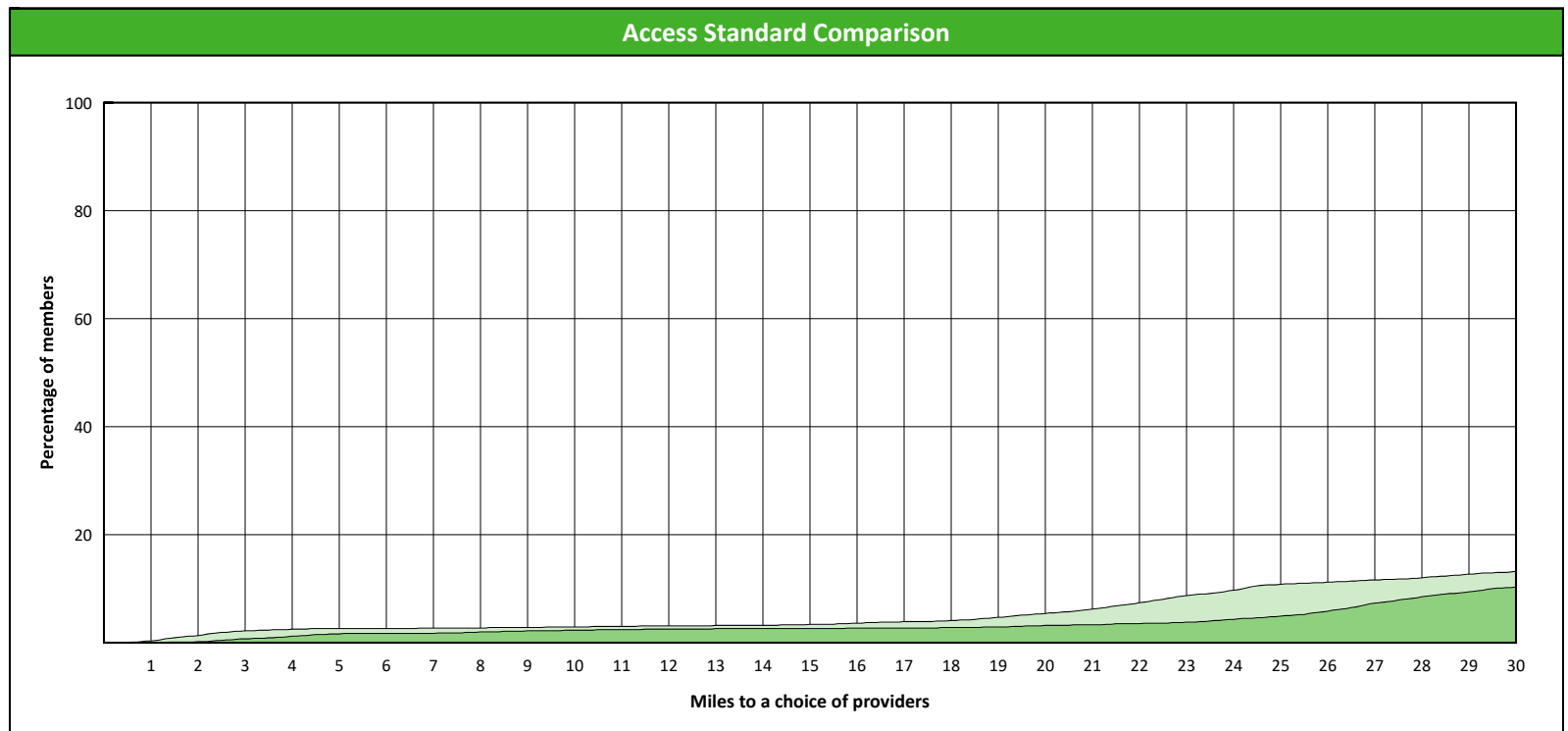
¹ The Access Standard is defined as (Hawki Members) members accessing:

1 (Hawki Perio) provider in 30 miles and 30 minutes



Distances/Times

	Average
Distance/Time to 1st closest provider	113.5 miles 132.7 mins
Distance/Time to 2nd closest provider	118.7 miles 142.4 mins



Access Overview 30 Miles

January 9, 2020

Access Analysis

Hawki

Member / Provider Groups

Hawki Members

Hawki Prost

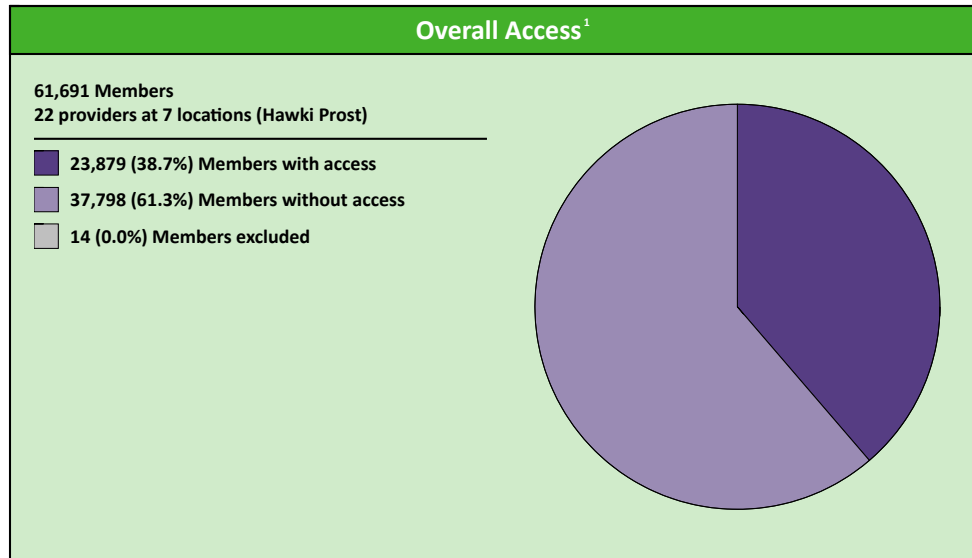
Comparison Graph

Percent of members with access to a choice of providers over miles

- 1st closest
- 2nd closest

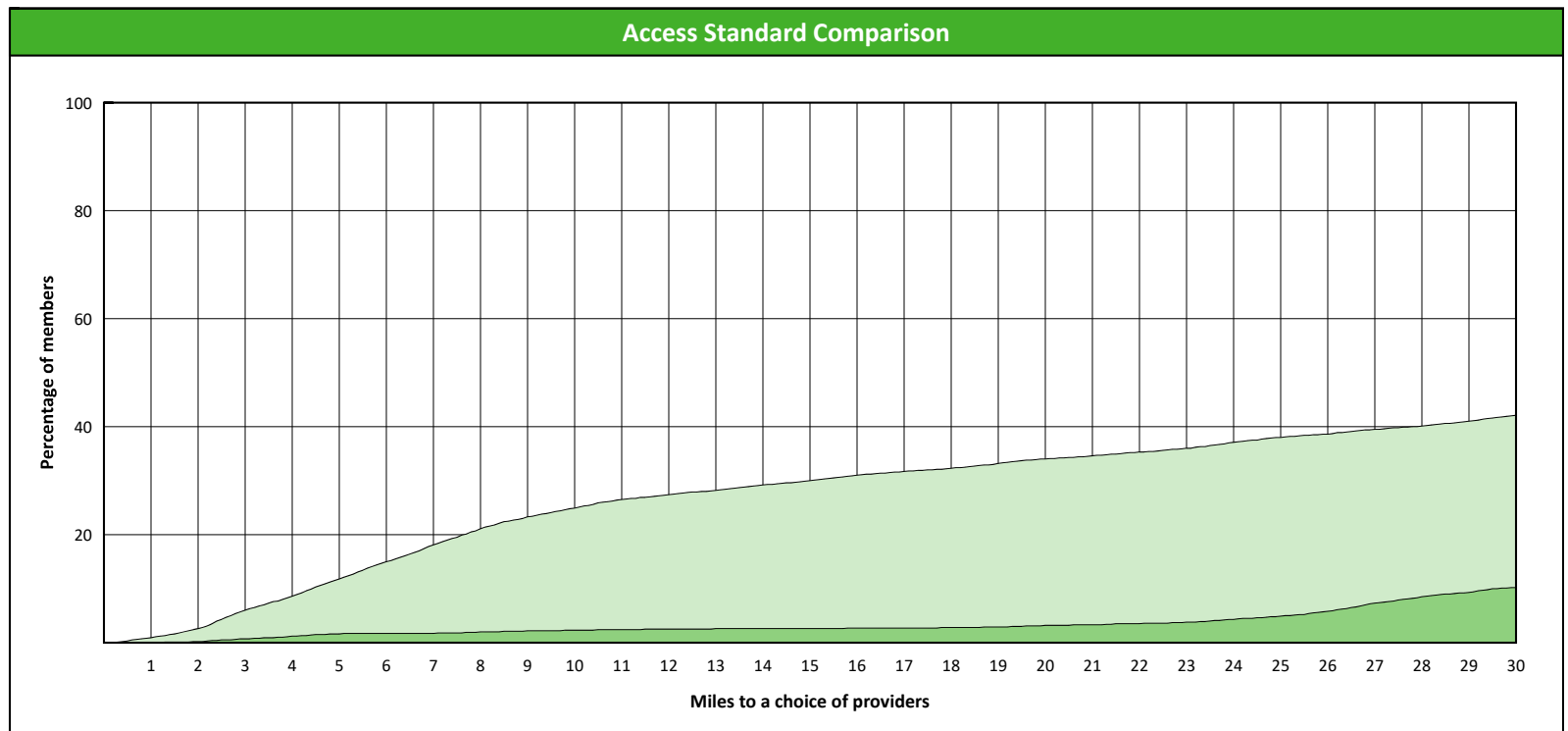
¹ The Access Standard is defined as (Hawki Members) members accessing:

1 (Hawki Prost) provider in 30 miles and 30 minutes



Distances/Times

	Average
Distance/Time to 1st closest provider	46.9 miles 55.8 mins
Distance/Time to 2nd closest provider	79.8 miles 97.2 mins



Access Overview 60 Miles

January 9, 2020

Access Analysis

Hawki

Member / Provider Groups

Hawki Members

Hawki GP

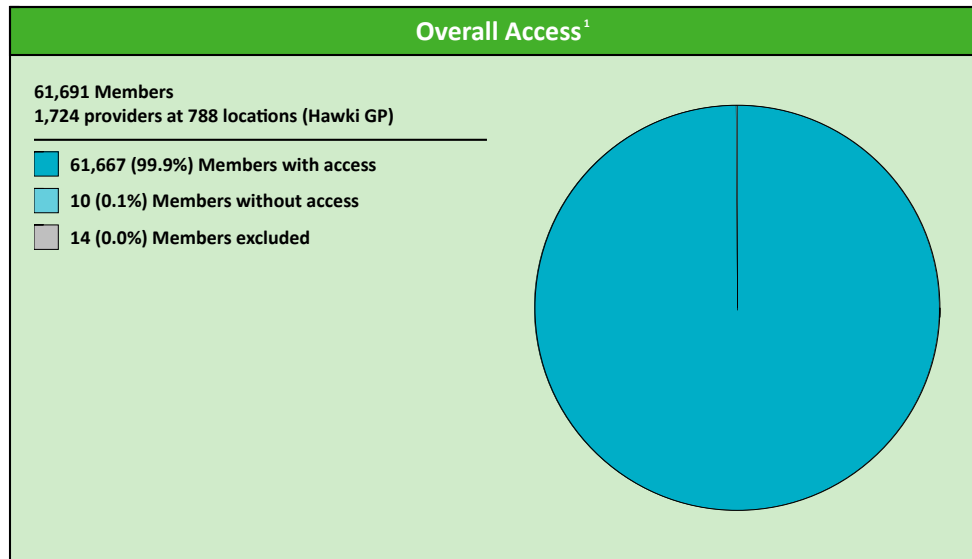
Comparison Graph

Percent of members with access to a choice of providers over miles

- 1st closest
- 2nd closest

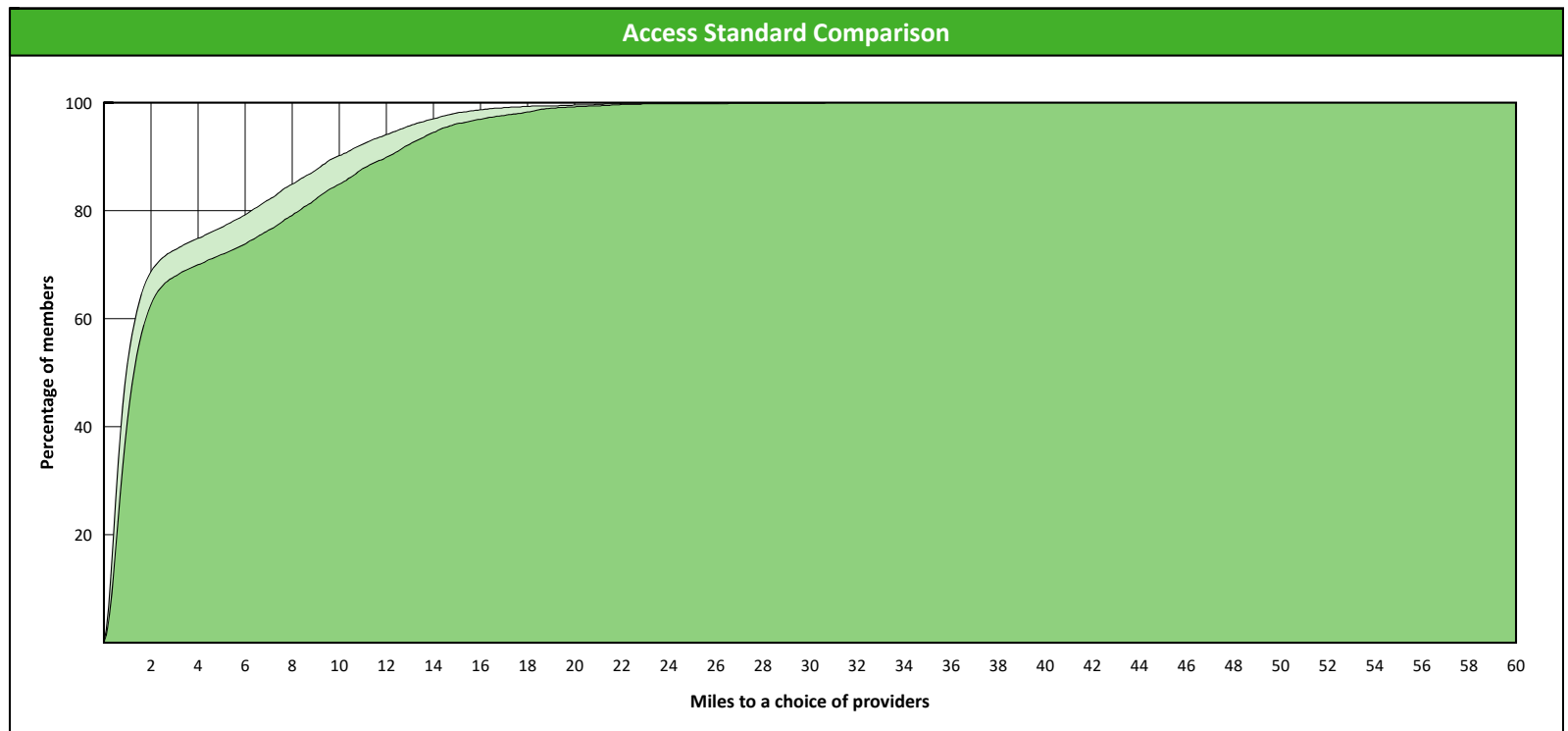
¹ The Access Standard is defined as (Hawki Members) members accessing:

- 1 (Hawki GP) provider in 60 miles and 60 minutes



Distances/Times

	Average
Distance/Time to 1st closest provider	3.2 miles 3.6 mins
Distance/Time to 2nd closest provider	4.1 miles 4.5 mins



Access Overview 60 Miles

January 9, 2020

Access Analysis

Hawki

Member / Provider Groups

Hawki Members

Hawki OS

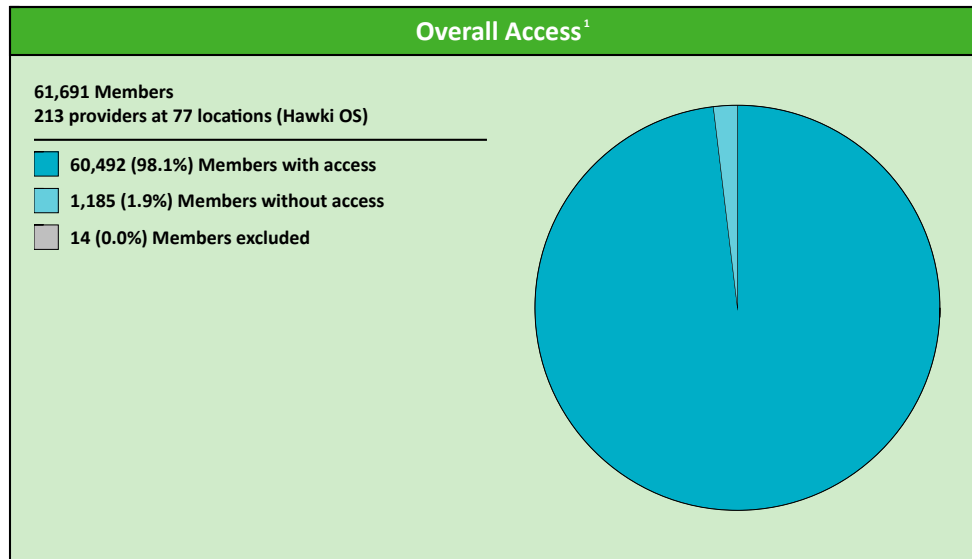
Comparison Graph

Percent of members with access to a choice of providers over miles

- 1st closest
- 2nd closest

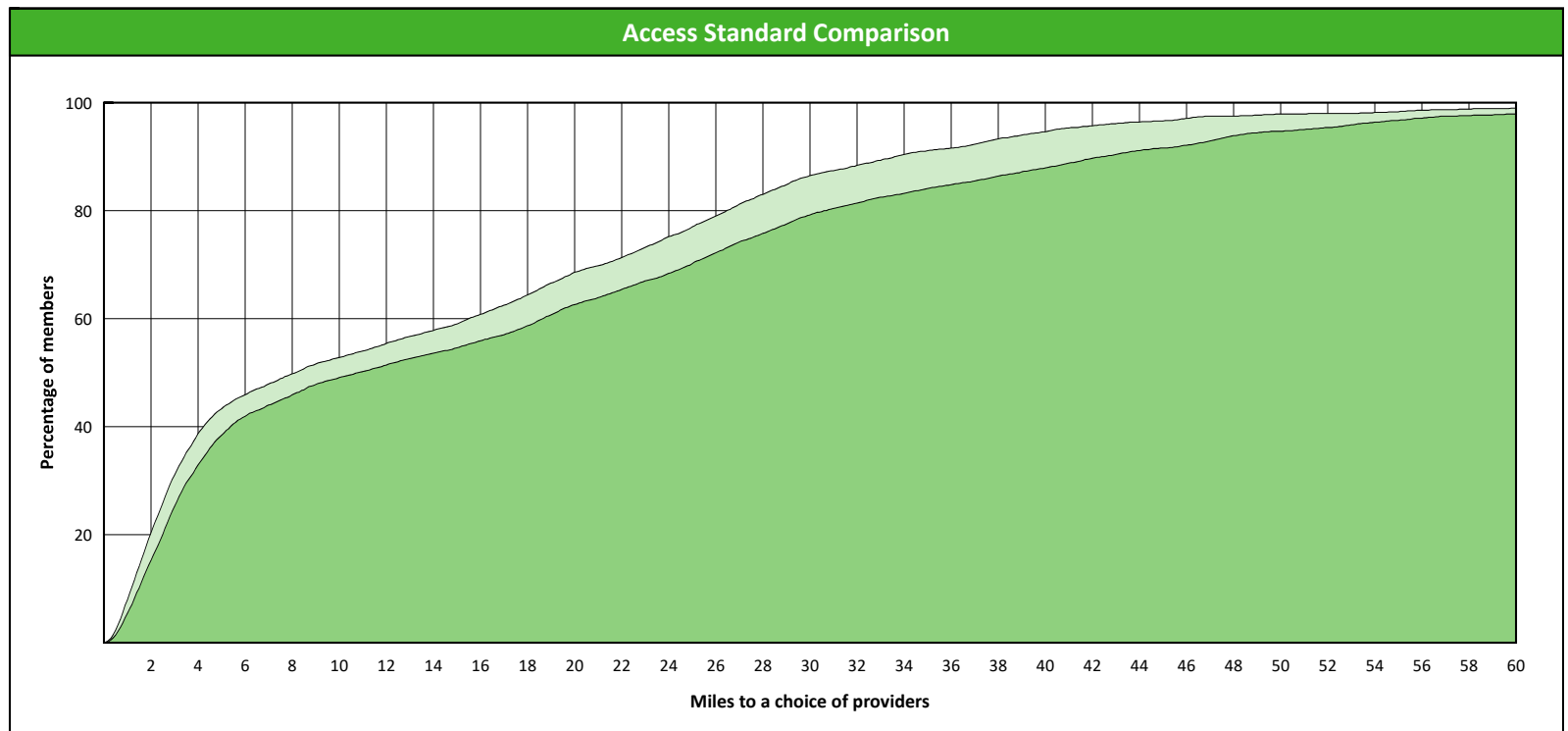
¹ The Access Standard is defined as (Hawki Members) members accessing:

- 1 (Hawki OS) provider in 60 miles and 60 minutes



Distances/Times

	Average
Distance/Time to 1st closest provider	14.3 miles 16.2 mins
Distance/Time to 2nd closest provider	17.4 miles 19.6 mins



Access Overview 60 Miles

January 9, 2020

Access Analysis

Hawki

Member / Provider Groups

Hawki Members

Hawki Endo


Comparison Graph

Percent of members with access to a choice of providers over miles

- 1st closest
- 2nd closest

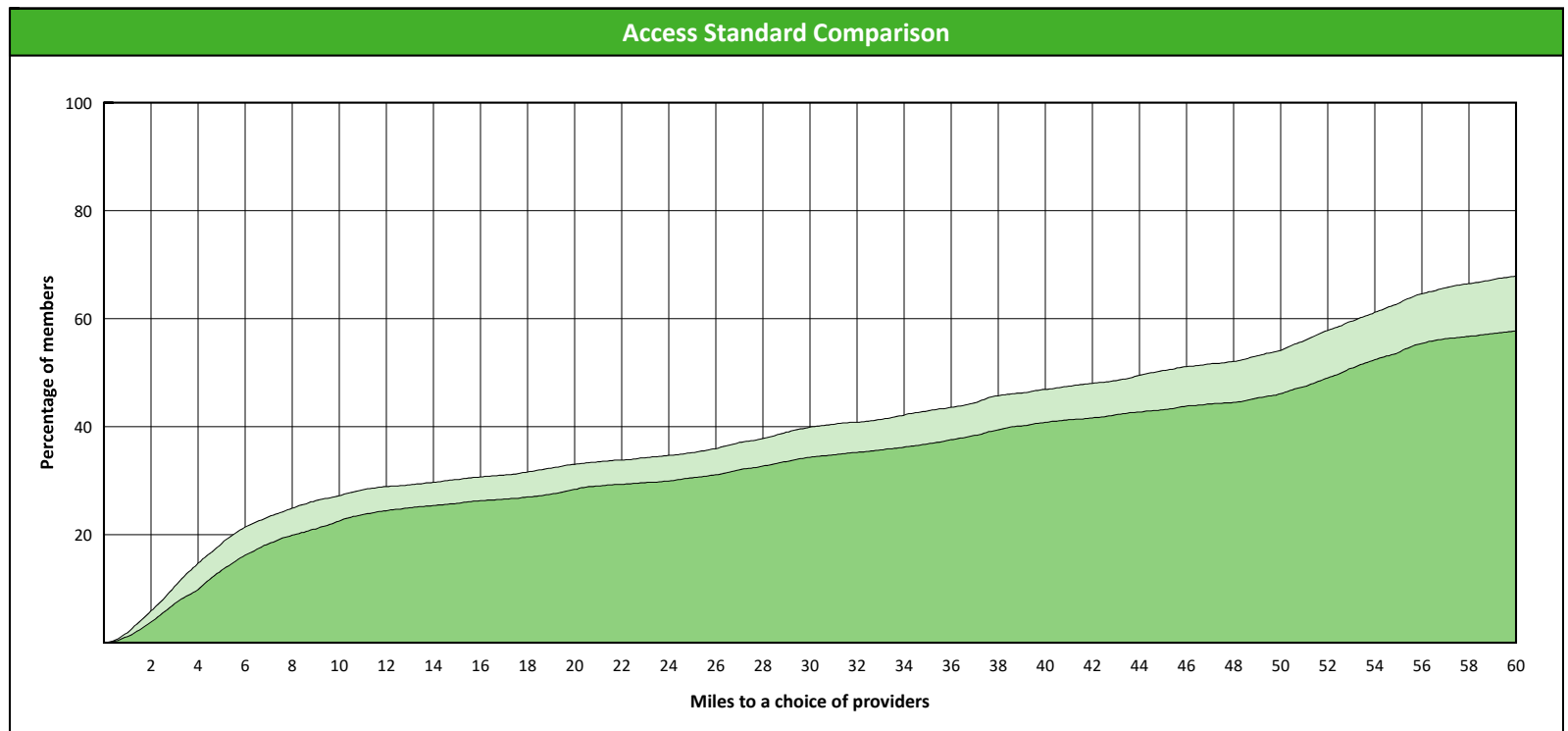
¹ The Access Standard is defined as (Hawki Members) members accessing:

1 (Hawki Endo) provider in 60 miles and 60 minutes



Distances/Times

	Average
Distance/Time to 1st closest provider	42.7 miles 52.5 mins
Distance/Time to 2nd closest provider	58.6 miles 70.3 mins



Access Overview 60 Miles

January 9, 2020

Access Analysis

Hawki

Member / Provider Groups

Hawki Members

Hawki Ortho


Comparison Graph

Percent of members with access to a choice of providers over miles

- 1st closest
- 2nd closest

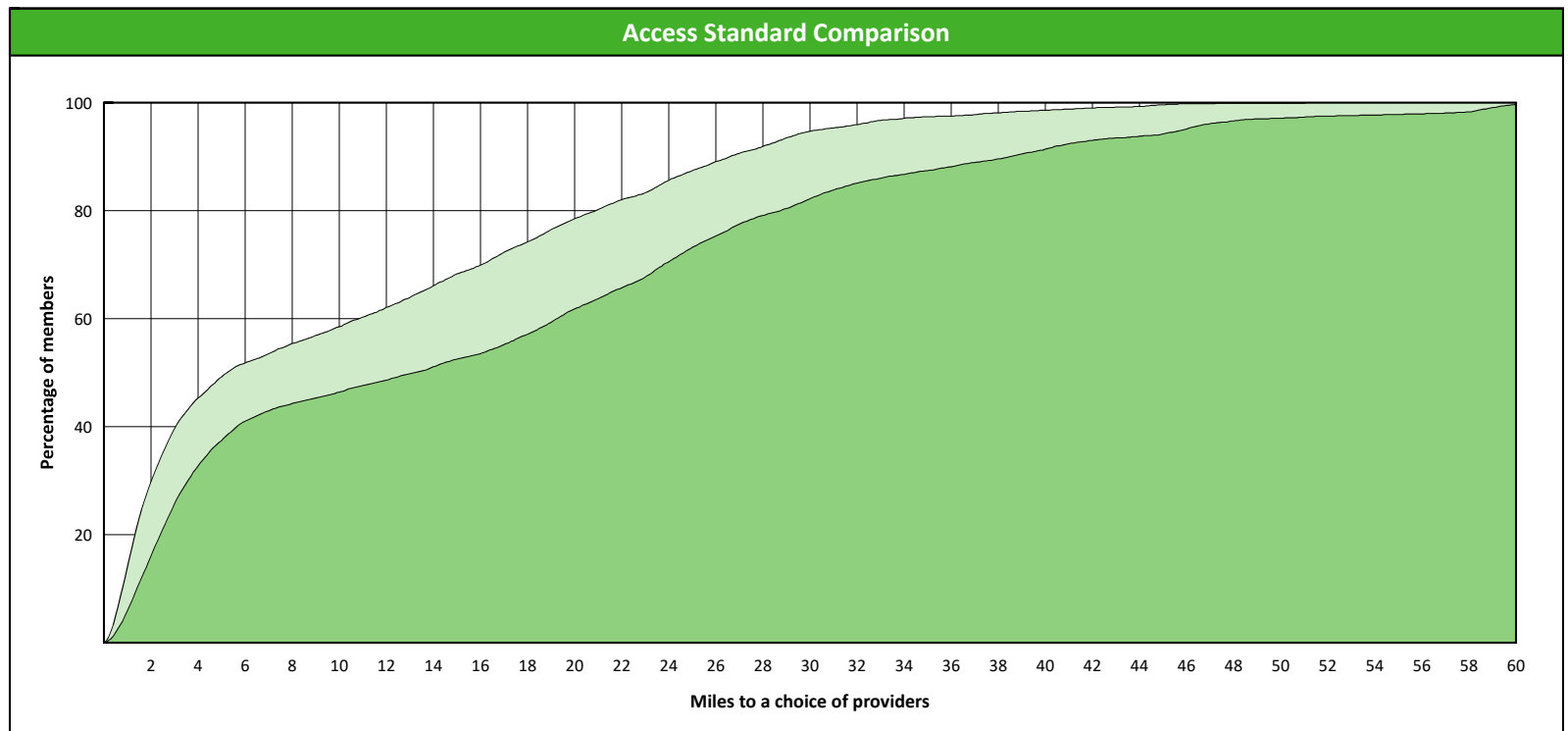
¹ The Access Standard is defined as (Hawki Members) members accessing:

1 (Hawki Ortho) provider in 60 miles and 60 minutes



Distances/Times

	Average
Distance/Time to 1st closest provider	10.8 miles 12.0 mins
Distance/Time to 2nd closest provider	16.5 miles 18.4 mins



Access Overview 60 Miles

January 9, 2020

Access Analysis

Hawki

Member / Provider Groups

Hawki Members

Hawki Perio


Comparison Graph

Percent of members with access to a choice of providers over miles

- 1st closest
- 2nd closest

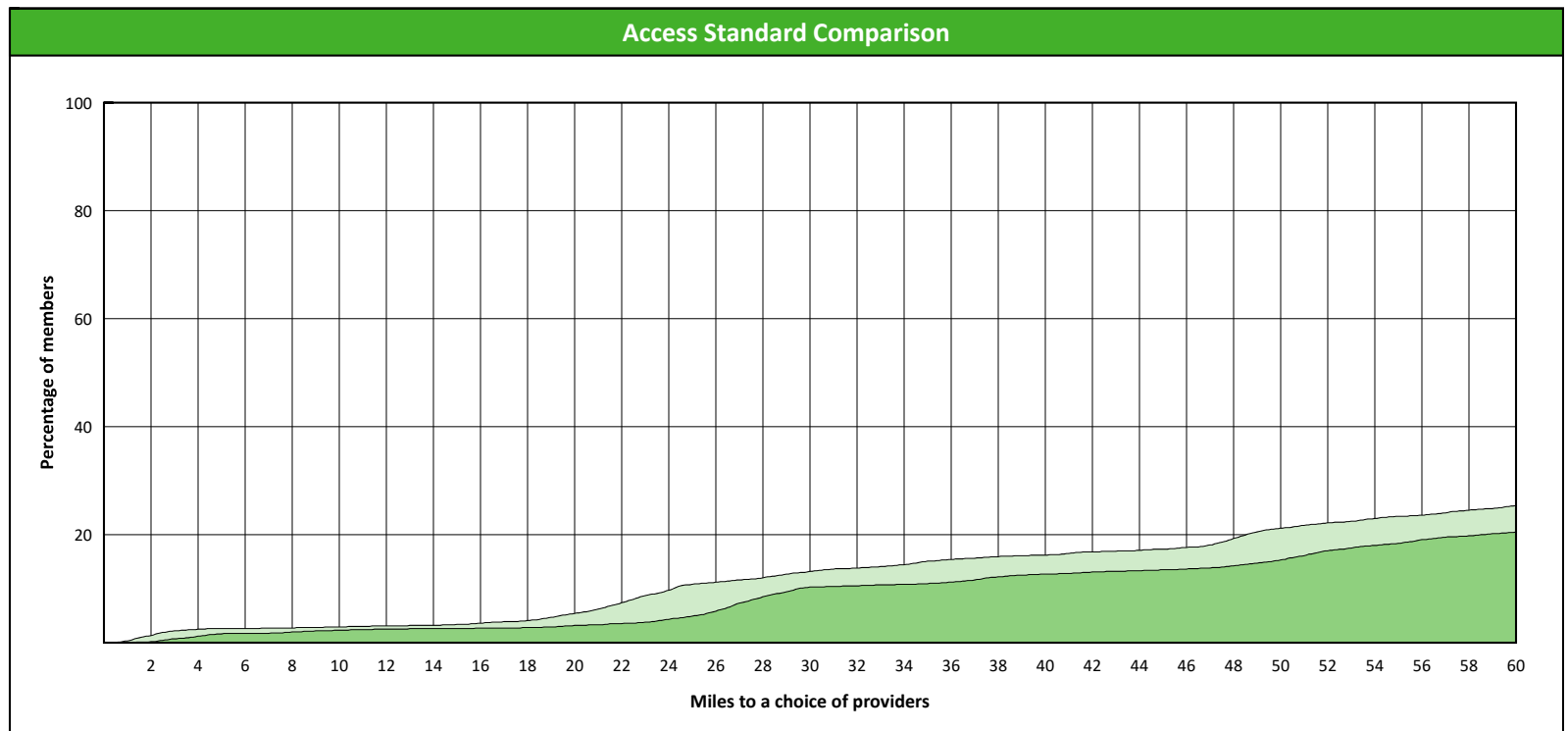
¹ The Access Standard is defined as (Hawki Members) members accessing:

1 (Hawki Perio) provider in 60 miles and 60 minutes



Distances/Times

	Average
Distance/Time to 1st closest provider	113.5 miles 132.7 mins
Distance/Time to 2nd closest provider	118.7 miles 142.4 mins



Access Overview 60 Miles

January 9, 2020

Access Analysis

Hawki

Member / Provider Groups

Hawki Members

Hawki Prost


Comparison Graph

Percent of members with access to a choice of providers over miles

- 1st closest
- 2nd closest

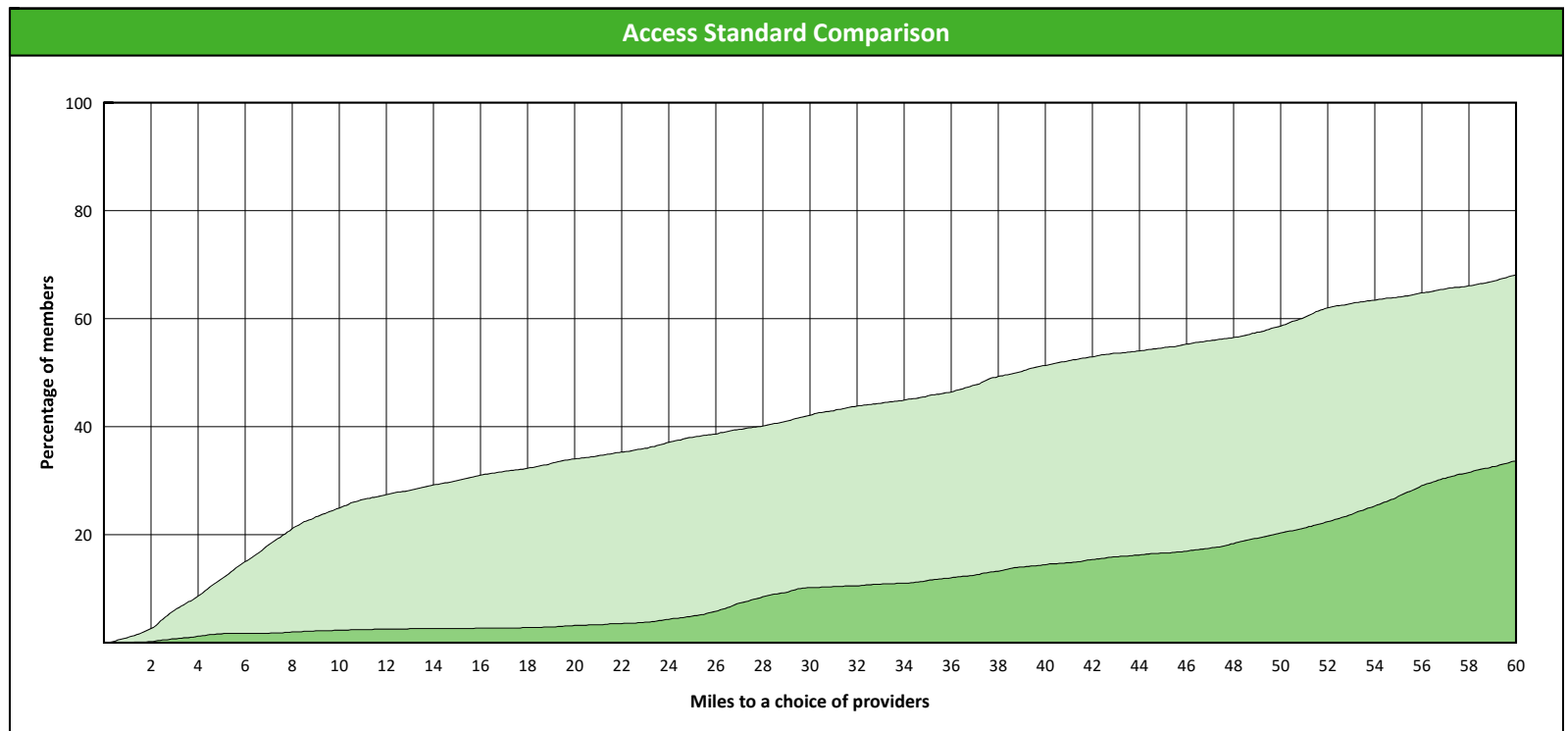
¹ The Access Standard is defined as (Hawki Members) members accessing:

1 (Hawki Prost) provider in 60 miles and 60 minutes



Distances/Times

	Average
Distance/Time to 1st closest provider	46.9 miles 55.8 mins
Distance/Time to 2nd closest provider	79.8 miles 97.2 mins



Access Overview 90 Miles

January 9, 2020

Access Analysis

Hawki

Member / Provider Groups

Hawki Members

Hawki GP

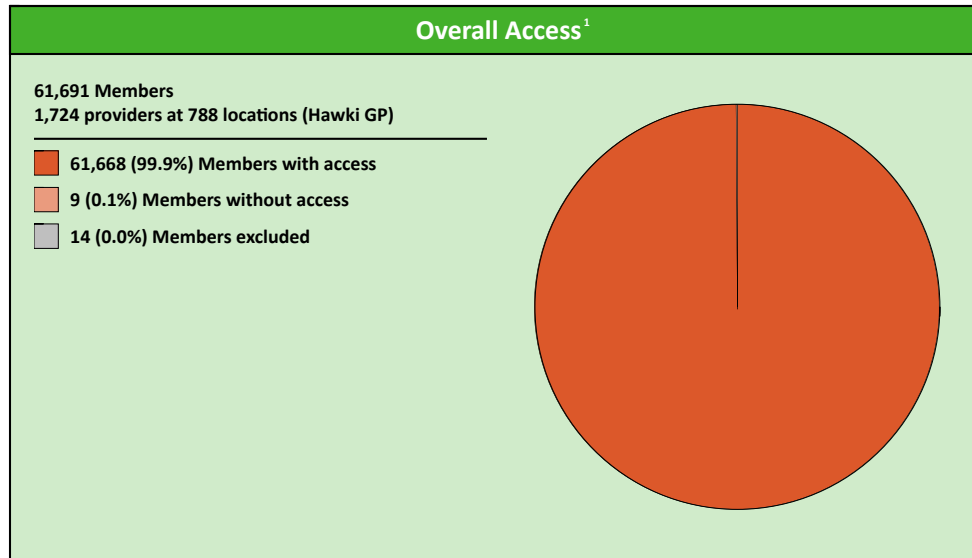
Comparison Graph

Percent of members with access to a choice of providers over miles

- 1st closest
- 2nd closest

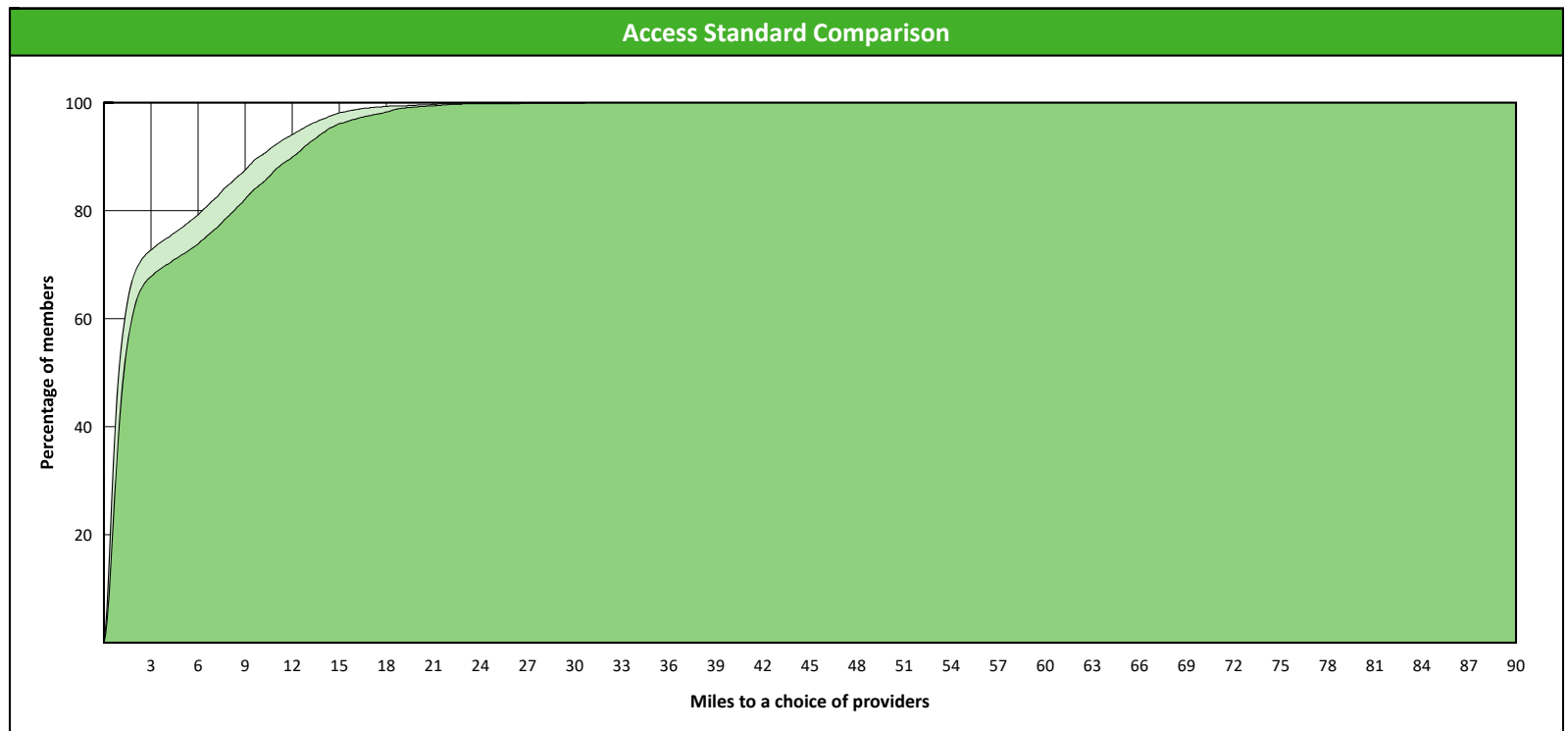
¹ The Access Standard is defined as (Hawki Members) members accessing:

- 1 (Hawki GP) provider in 90 miles and 90 minutes



Distances/Times

	Average
Distance/Time to 1st closest provider	3.2 miles 3.6 mins
Distance/Time to 2nd closest provider	4.1 miles 4.5 mins



Access Overview 90 Miles

January 9, 2020

Access Analysis

Hawki

Member / Provider Groups

Hawki Members

Hawki OS

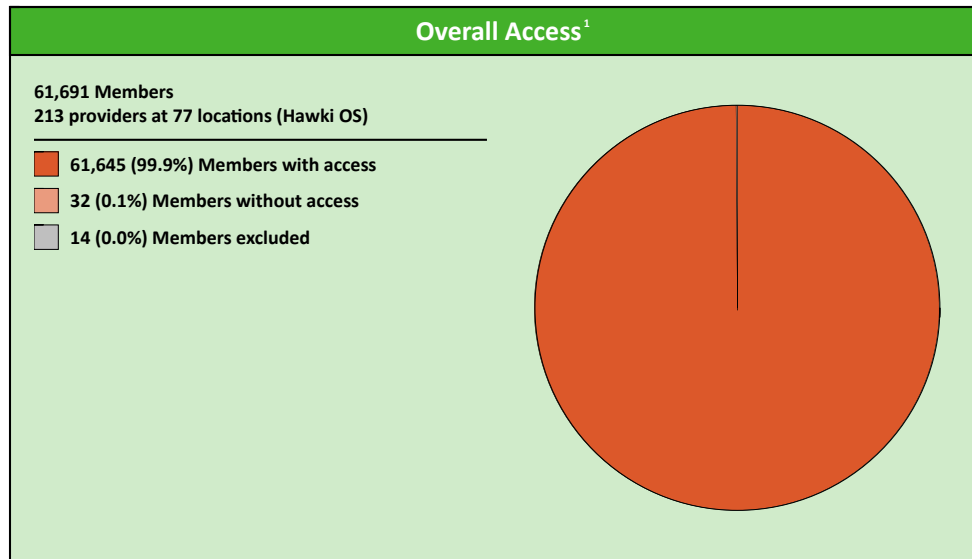
Comparison Graph

Percent of members with access to a choice of providers over miles

- 1st closest
- 2nd closest

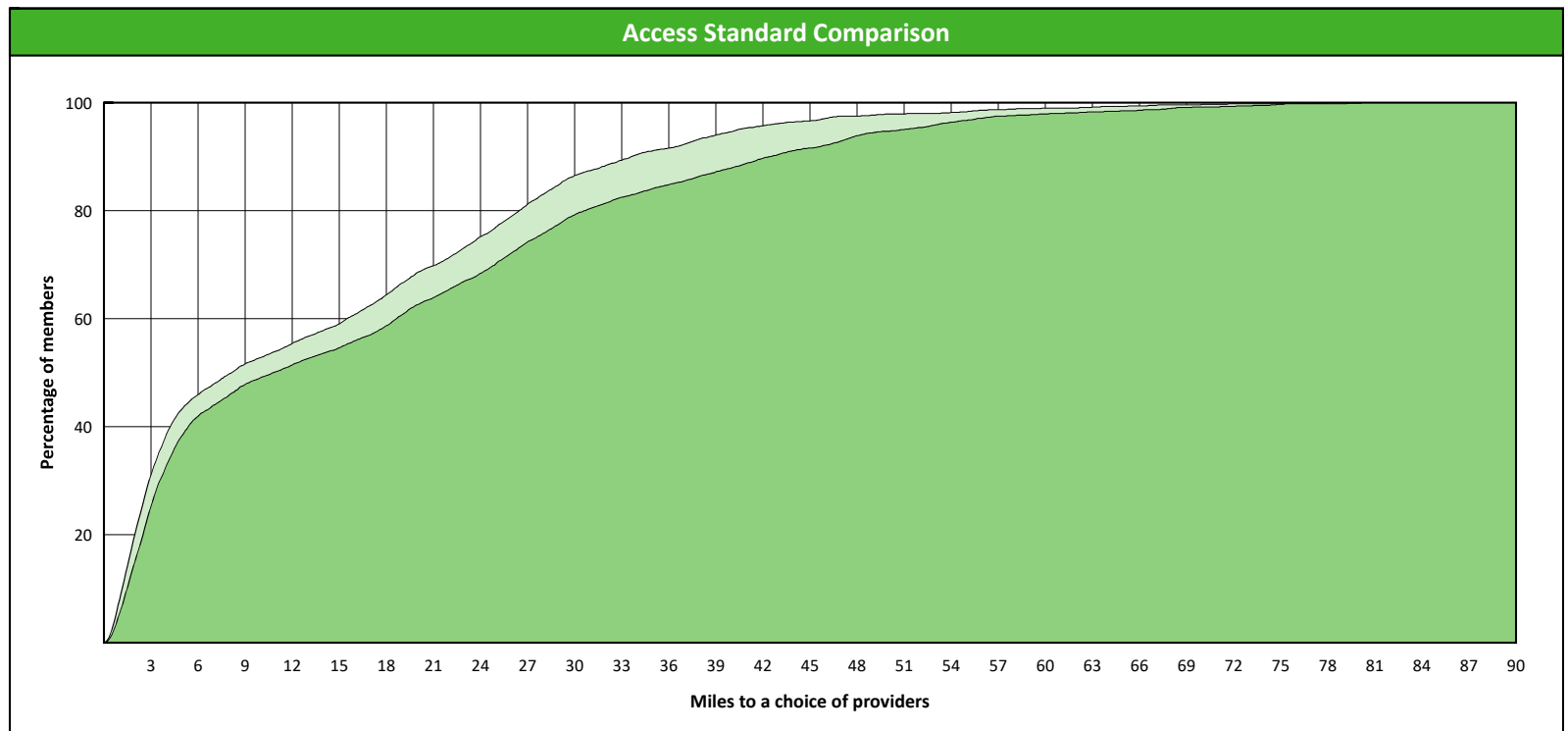
¹ The Access Standard is defined as (Hawki Members) members accessing:

- 1 (Hawki OS) provider in 90 miles and 90 minutes



Distances/Times

	Average
Distance/Time to 1st closest provider	14.3 miles 16.2 mins
Distance/Time to 2nd closest provider	17.4 miles 19.6 mins



Access Overview 90 Miles

January 9, 2020

Access Analysis

Hawki

Member / Provider Groups

Hawki Members

Hawki Endo


Comparison Graph

Percent of members with access to a choice of providers over miles

- 1st closest
- 2nd closest

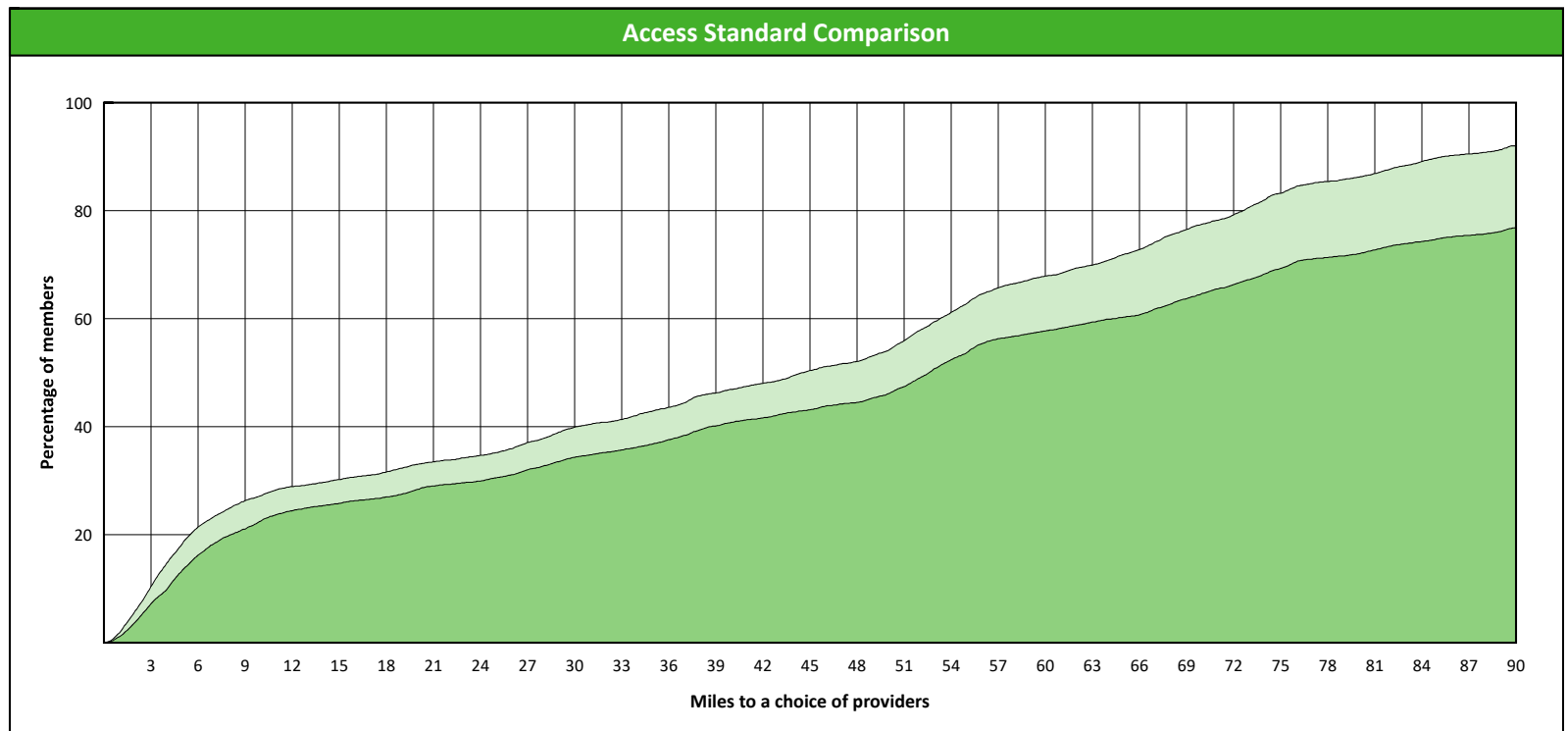
¹ The Access Standard is defined as (Hawki Members) members accessing:

1 (Hawki Endo) provider in 90 miles and 90 minutes



Distances/Times

	Average
Distance/Time to 1st closest provider	42.7 miles 52.5 mins
Distance/Time to 2nd closest provider	58.6 miles 70.3 mins



Access Overview 90 Miles

January 9, 2020

Access Analysis

Hawki

Member / Provider Groups

Hawki Members

Hawki Ortho


Comparison Graph

Percent of members with access to a choice of providers over miles

- 1st closest
- 2nd closest

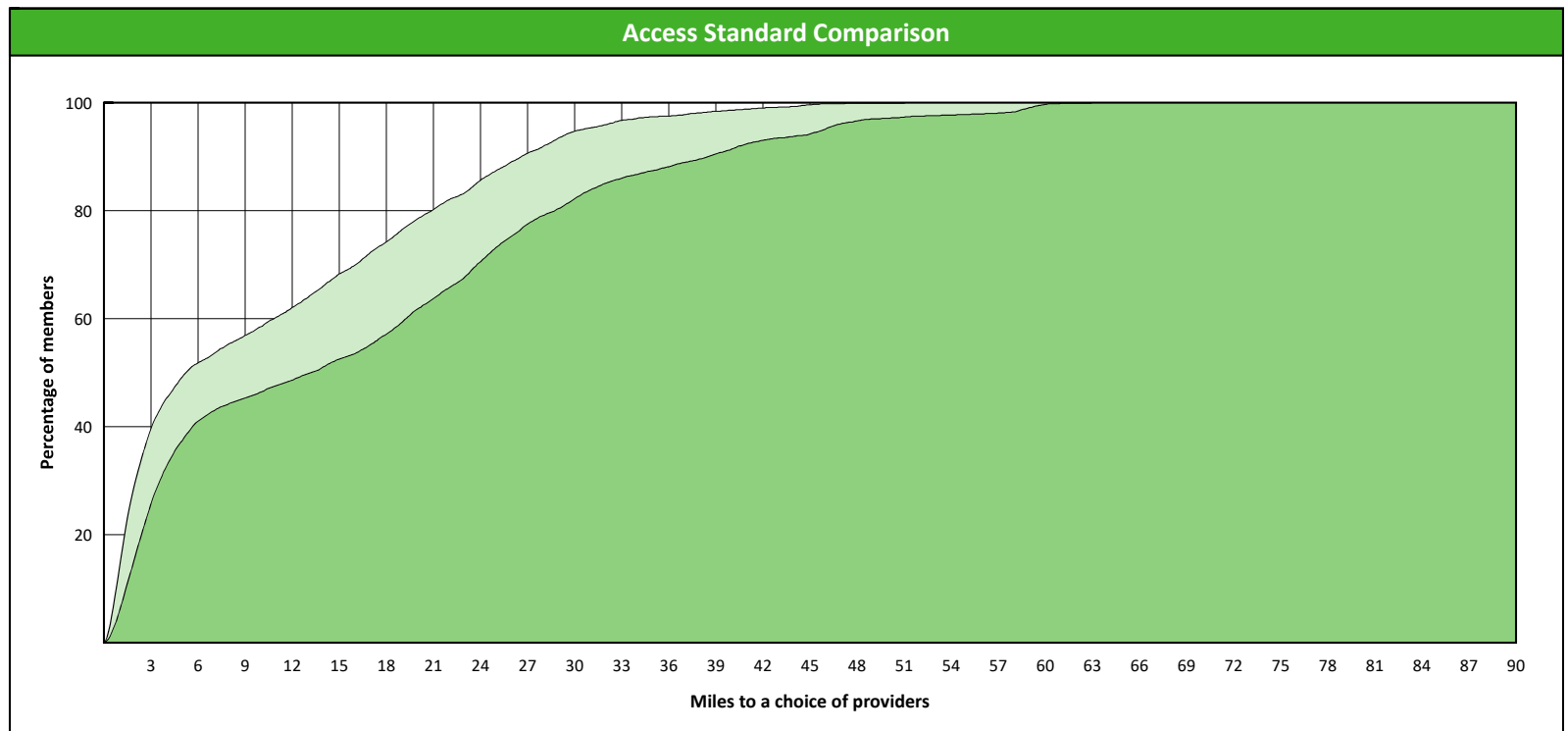
¹ The Access Standard is defined as (Hawki Members) members accessing:

1 (Hawki Ortho) provider in 90 miles and 90 minutes



Distances/Times

	Average
Distance/Time to 1st closest provider	10.8 miles 12.0 mins
Distance/Time to 2nd closest provider	16.5 miles 18.4 mins



Access Overview 90 Miles

January 9, 2020

Access Analysis

Hawki

Member / Provider Groups

Hawki Members

Hawki Perio


Comparison Graph

Percent of members with access to a choice of providers over miles

- 1st closest
- 2nd closest

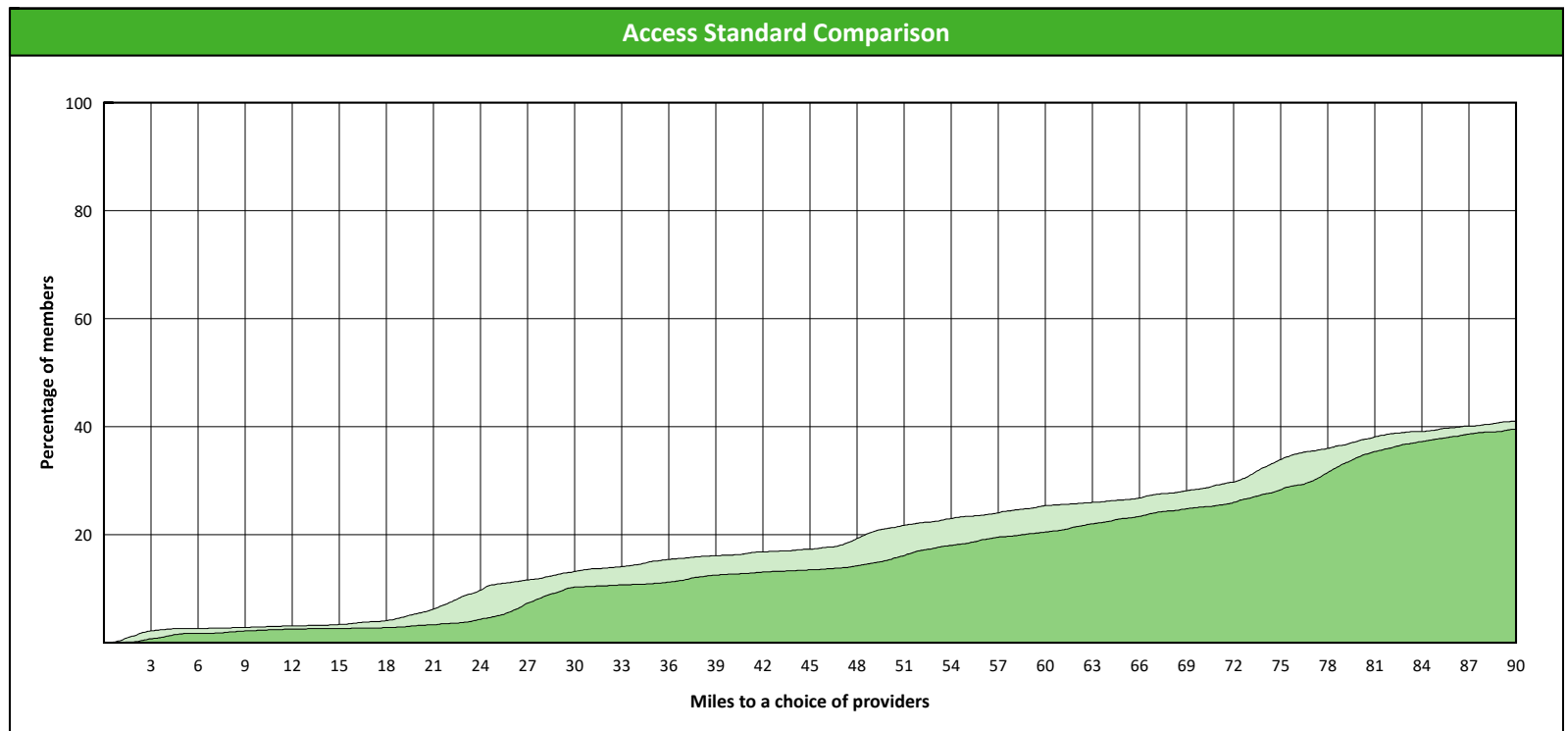
¹ The Access Standard is defined as (Hawki Members) members accessing:

1 (Hawki Perio) provider in 90 miles and 90 minutes



Distances/Times

	Average
Distance/Time to 1st closest provider	113.5 miles 132.7 mins
Distance/Time to 2nd closest provider	118.7 miles 142.4 mins



Access Overview 90 Miles

January 9, 2020

Access Analysis

Hawki

Member / Provider Groups

Hawki Members

Hawki Prost

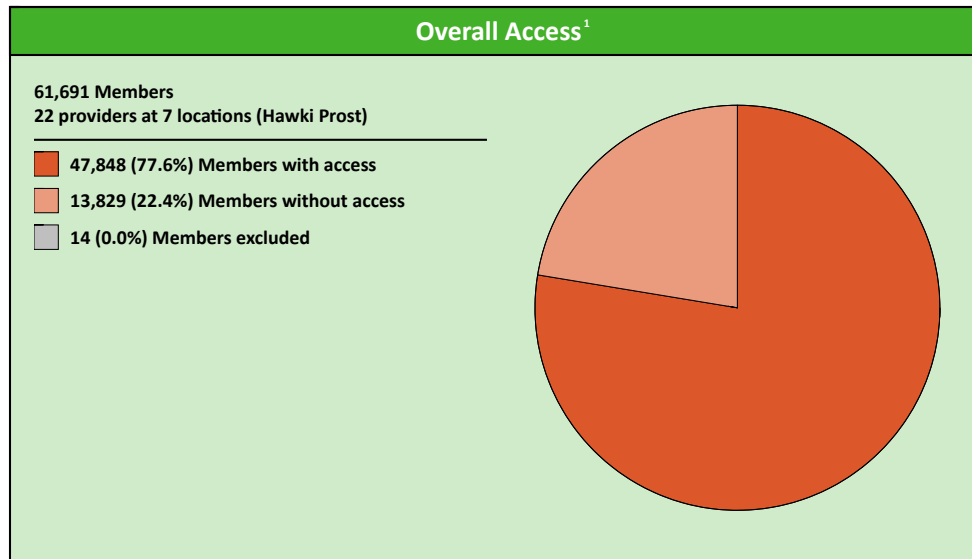
Comparison Graph

Percent of members with access to a choice of providers over miles

- 1st closest
- 2nd closest

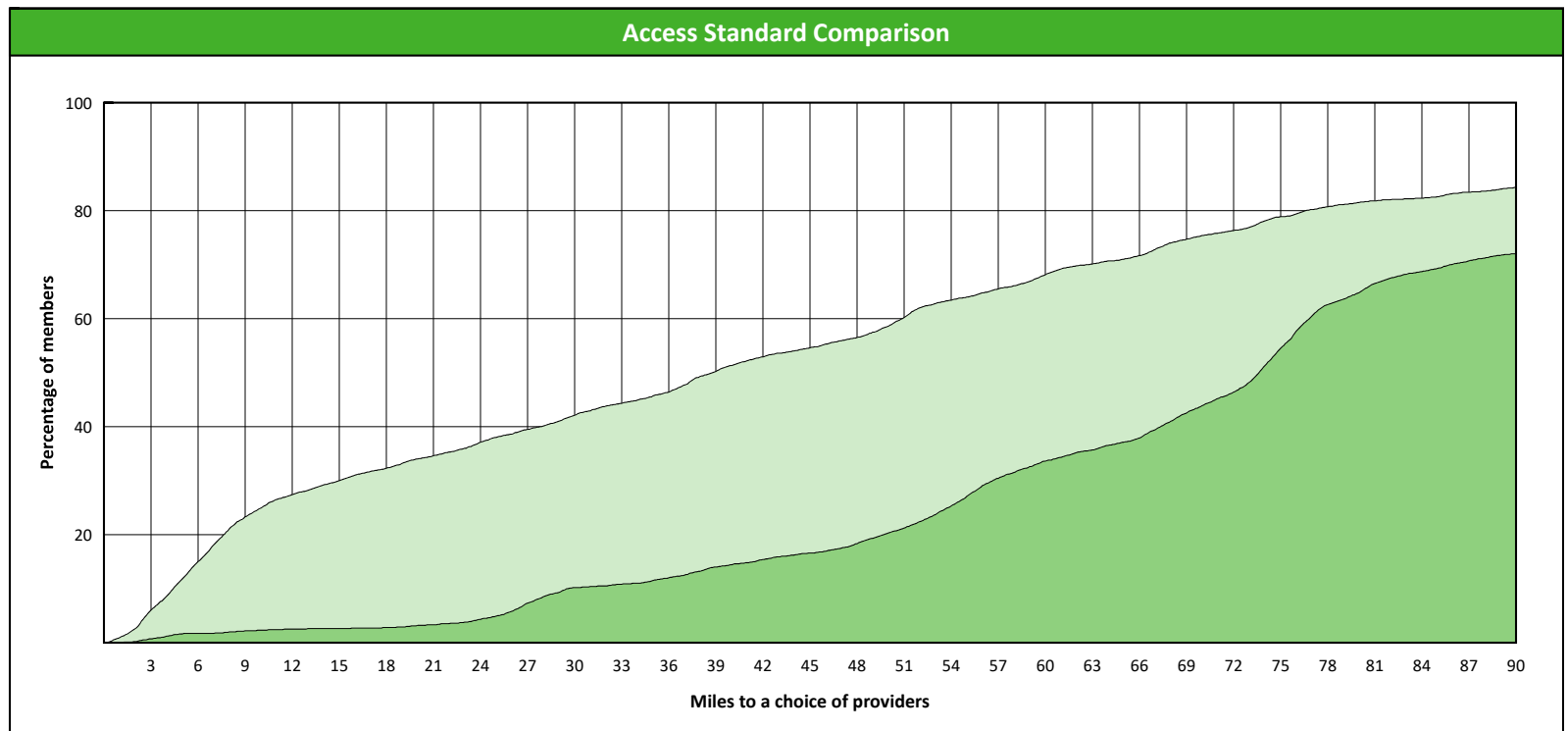
¹ The Access Standard is defined as (Hawki Members) members accessing:

1 (Hawki Prost) provider in 90 miles and 90 minutes



Distances/Times

	Average
Distance/Time to 1st closest provider	46.9 miles 55.8 mins
Distance/Time to 2nd closest provider	79.8 miles 97.2 mins



Hawki GP Access Map

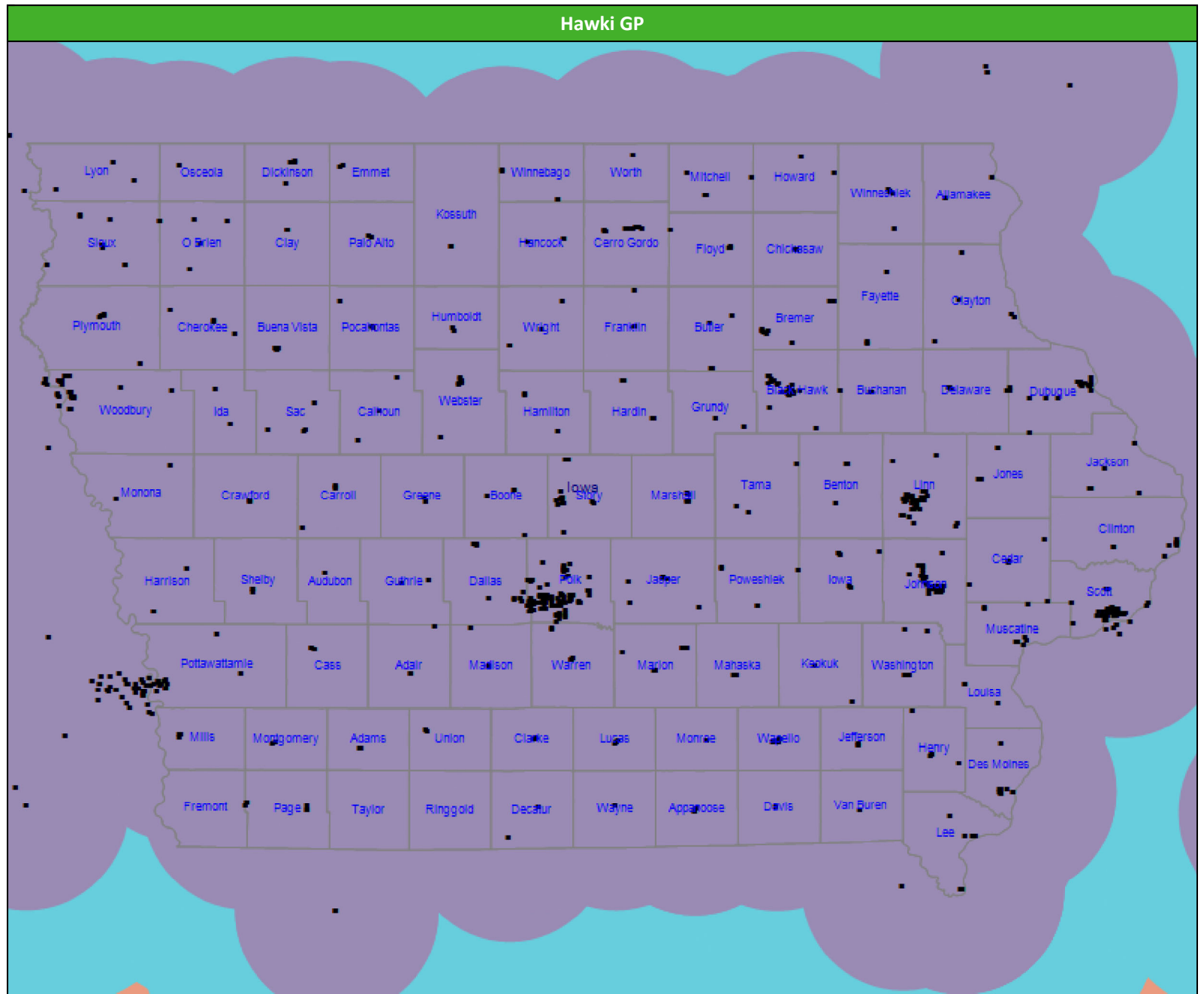
January 9, 2020

Hawki GP

1,724 providers at 788 locations

- All providers
- 30 mile radius
- 60 mile radius
- 90 mile radius

41.42 miles



Hawki Oral Surgeon Access Map

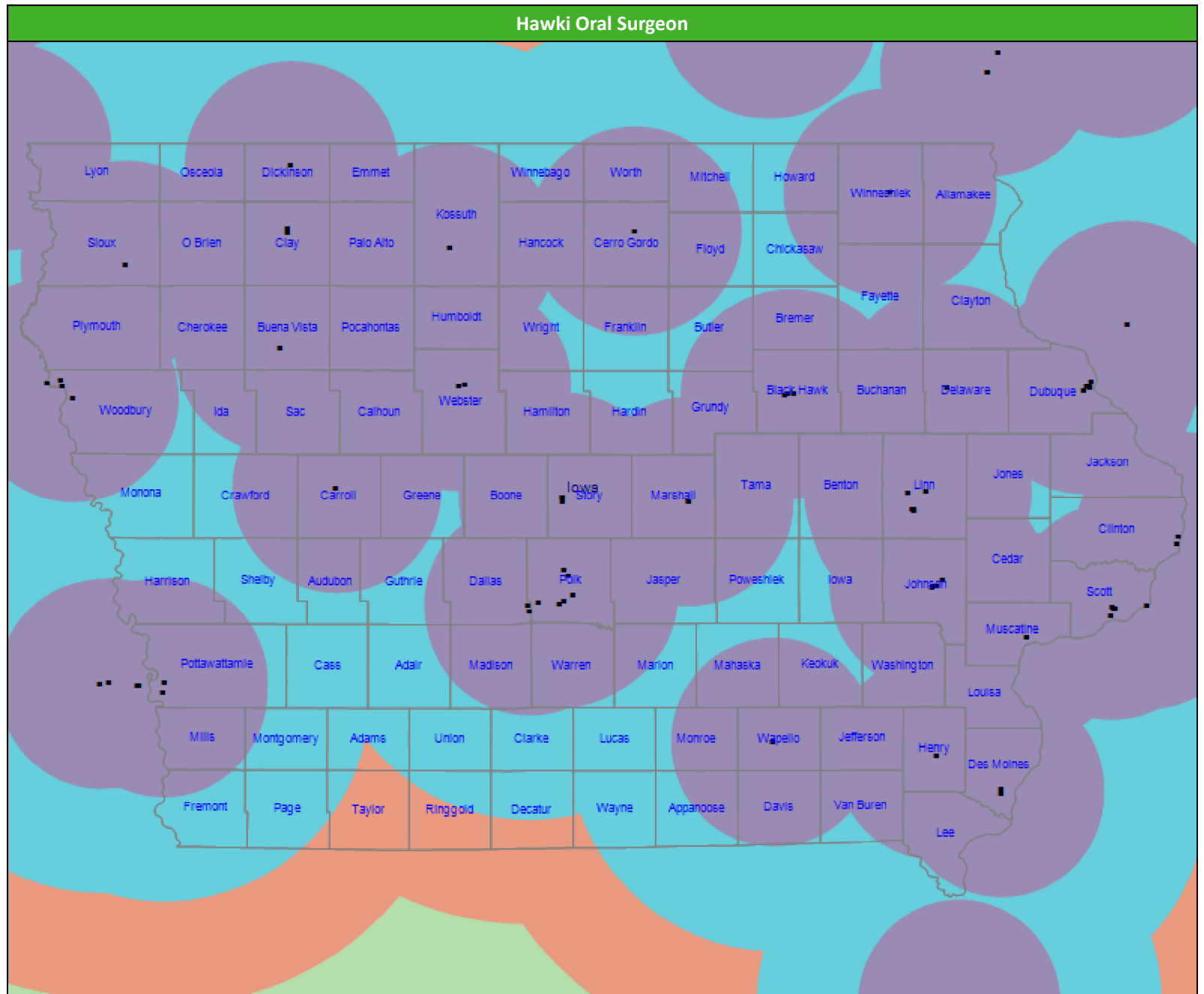
January 9, 2020

Hawki OS

213 providers at 77 locations

- All providers
- 30 mile radius
- 60 mile radius
- 90 mile radius

41.42 miles



Hawki Endodontist Access Map

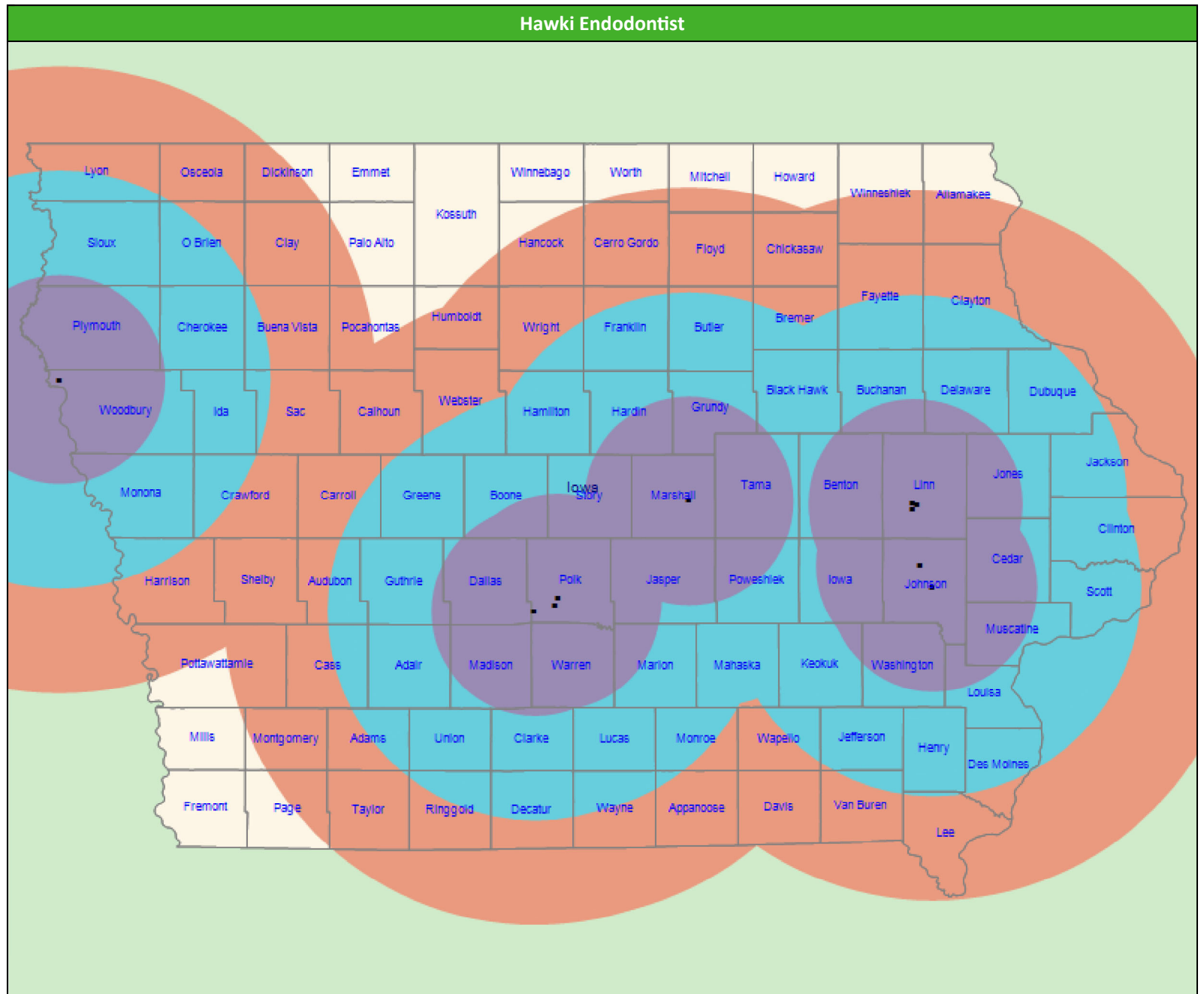
January 9, 2020

Hawki Endo

20 providers at 10 locations

- All providers
- 30 mile radius
- 60 mile radius
- 90 mile radius

41.42 miles



Hawki Orthodontist Access Map

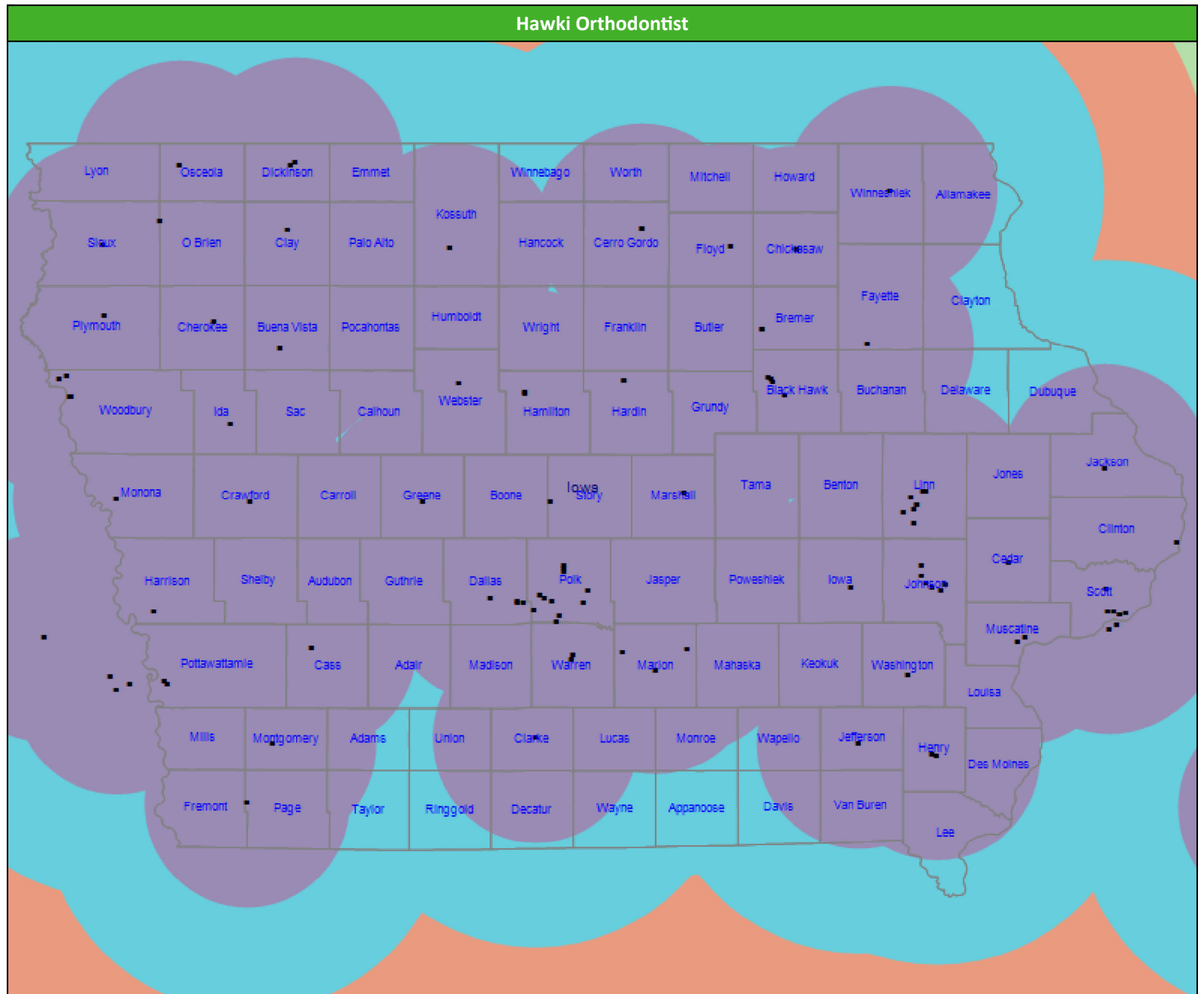
January 9, 2020

Hawki Ortho

163 providers at 101 locations

- All providers
- 30 mile radius
- 60 mile radius
- 90 mile radius

41.42 miles



Hawki Periodontist Access Map

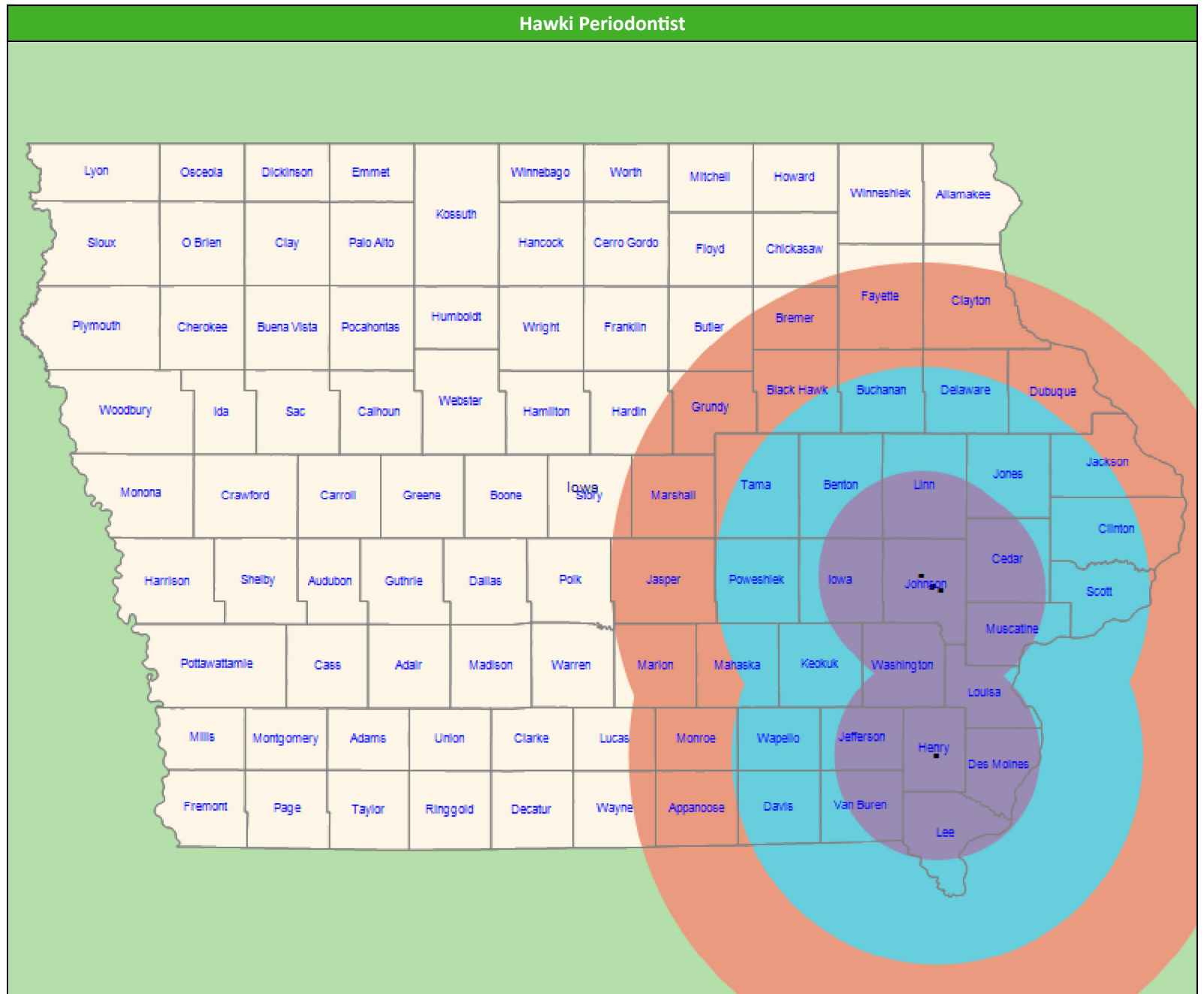
January 9, 2020

Hawki Perio

13 providers at 5 locations

- All providers
- 30 mile radius
- 60 mile radius
- 90 mile radius

41.42 miles



Hawki Prothodontist Access Map

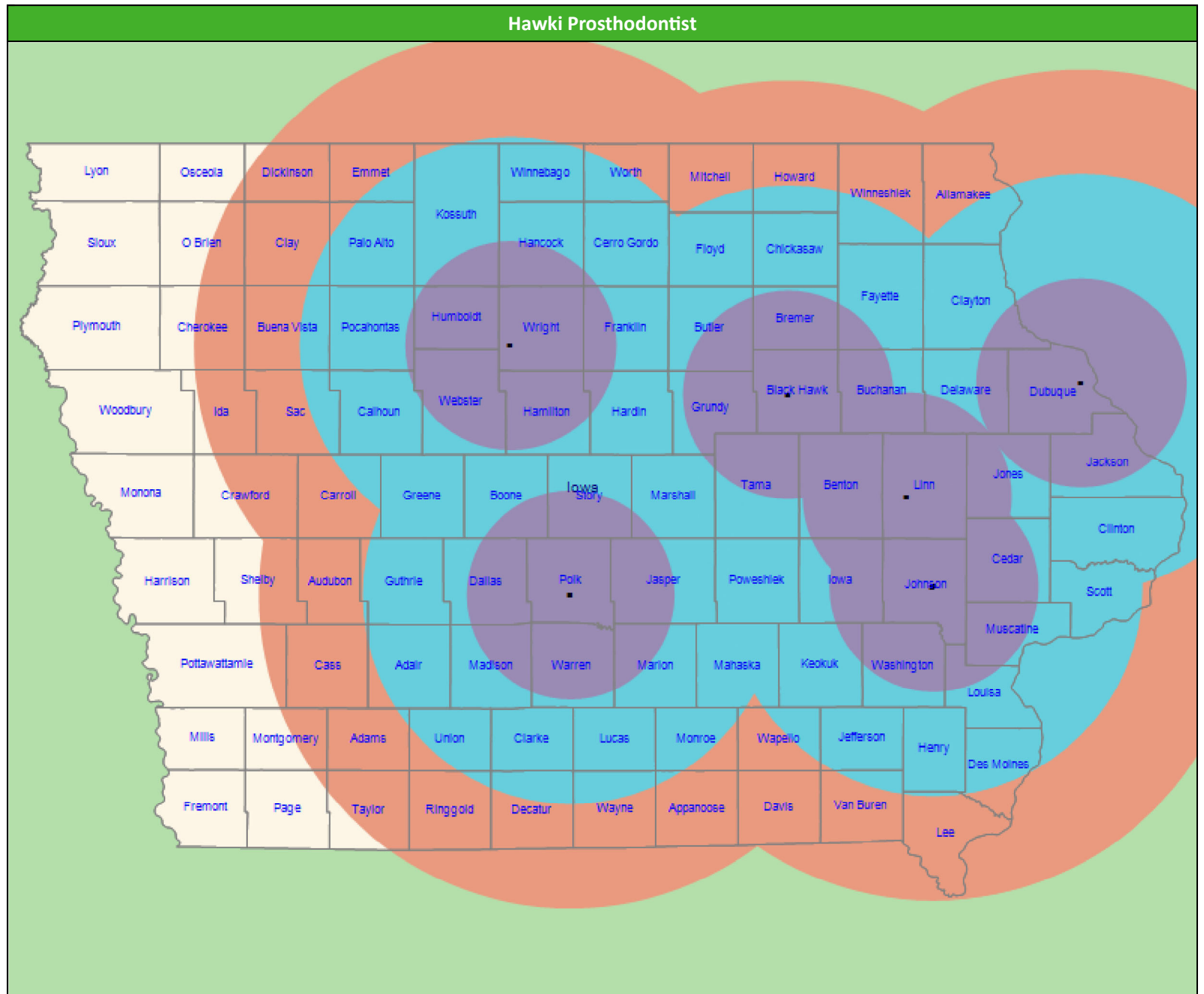
January 9, 2020

Hawki Prost

22 providers at 7 locations

- All providers
- 30 mile radius
- 60 mile radius
- 90 mile radius

41.42 miles



Access Summary By State Name

January 9, 2020

Access Analysis

- Hawki
- Member Group**
- Hawki Members
- Provider Group**
- Hawki GP
- Hawki OS
- Hawki Endo
- Hawki Ortho
- Hawki Perio
- Hawki Prost

¹ Provider counts represent:
 P: Unique providers
 L: Unique provider locations

** These records have been excluded from the analysis because of invalid zip codes.

All Members												
Member		Provider		With Access		Without Access		Counts ¹		Average Distance		Average Time
Group	#	Group	Standard	#	%	#	%	P	L	1	2	1
Hawki Members	61,677	Hawki GP	1 in 30 miles an...	61,653	99.9	24	0.1	1,724	788	3.2	4.1	3.6
		Hawki GP	1 in 60 miles an...	61,667	99.9	10	0.1	1,724	788	3.2	4.1	3.6
		Hawki GP	1 in 90 miles an...	61,668	99.9	9	0.1	1,724	788	3.2	4.1	3.6
		Hawki OS	1 in 30 miles an...	50,196	81.4	11,481	18.6	213	77	14.3	17.4	16.2
		Hawki OS	1 in 60 miles an...	60,492	98.1	1,185	1.9	213	77	14.3	17.4	16.2
		Hawki OS	1 in 90 miles an...	61,645	99.9	32	0.1	213	77	14.3	17.4	16.2
		Hawki Endo	1 in 30 miles an...	22,194	36.0	39,483	64.0	20	10	42.7	58.6	52.5
		Hawki Endo	1 in 60 miles an...	33,976	55.1	27,701	44.9	20	10	42.7	58.6	52.5
		Hawki Endo	1 in 90 miles an...	51,338	83.2	10,339	16.8	20	10	42.7	58.6	52.5
		Hawki Ortho	1 in 30 miles an...	55,754	90.4	5,923	9.6	163	101	10.8	16.5	12.0
		Hawki Ortho	1 in 60 miles an...	61,662	99.9	15	0.1	163	101	10.8	16.5	12.0
		Hawki Ortho	1 in 90 miles an...	61,665	99.9	12	0.1	163	101	10.8	16.5	12.0
		Hawki Perio	1 in 30 miles an...	6,388	10.4	55,289	89.6	13	5	113.5	118.7	132.7
		Hawki Perio	1 in 60 miles an...	13,581	22.0	48,096	78.0	13	5	113.5	118.7	132.7
		Hawki Perio	1 in 90 miles an...	21,258	34.5	40,419	65.5	13	5	113.5	118.7	132.7
		Hawki Prost	1 in 30 miles an...	23,879	38.7	37,798	61.3	22	7	46.9	79.8	55.8
		Hawki Prost	1 in 60 miles an...	36,860	59.8	24,817	40.2	22	7	46.9	79.8	55.8
		Hawki Prost	1 in 90 miles an...	47,848	77.6	13,829	22.4	22	7	46.9	79.8	55.8

Key Geographic Areas										
State Name	Member	Provider		With Access		Without Access		Average Distance		Average Time
	#	Group	Standard	#	%	#	%	1	2	1
Iowa	61,647	Hawki GP	1 in 60 miles and 60 mins	61,647	100.0	0	0.0	3.1	3.9	3.4
		Hawki GP	1 in 90 miles and 90 mins	61,647	100.0	0	0.0	3.1	3.9	3.4
		Hawki Ortho	1 in 90 miles and 90 mins	61,647	100.0	0	0.0	10.6	16.4	11.8
		Hawki Ortho	1 in 60 miles and 60 mins	61,645	99.9	2	0.1	10.6	16.4	11.8
		Hawki GP	1 in 30 miles and 30 mins	61,637	99.9	10	0.1	3.1	3.9	3.4
		Hawki OS	1 in 90 miles and 90 mins	61,626	99.9	21	0.1	14.2	17.2	16.1
		Hawki OS	1 in 60 miles and 60 mins	60,475	98.1	1,172	1.9	14.2	17.2	16.1
		Hawki Ortho	1 in 30 miles and 30 mins	55,742	90.4	5,905	9.6	10.6	16.4	11.8
		Hawki Endo	1 in 90 miles and 90 mins	51,330	83.3	10,317	16.7	42.5	58.4	52.3
		Hawki OS	1 in 30 miles and 30 mins	50,183	81.4	11,464	18.6	14.2	17.2	16.1
		Hawki Prost	1 in 90 miles and 90 mins	47,843	77.6	13,804	22.4	46.7	79.7	55.6
		Hawki Prost	1 in 60 miles and 60 mins	36,860	59.8	24,787	40.2	46.7	79.7	55.6
		Hawki Endo	1 in 60 miles and 60 mins	33,973	55.1	27,674	44.9	42.5	58.4	52.3
		Hawki Prost	1 in 30 miles and 30 mins	23,879	38.7	37,768	61.3	46.7	79.7	55.6
		Hawki Endo	1 in 30 miles and 30 mins	22,192	36.0	39,455	64.0	42.5	58.4	52.3
		Hawki Perio	1 in 90 miles and 90 mins	21,251	34.5	40,396	65.5	113.3	118.5	132.5
		Hawki Perio	1 in 60 miles and 60 mins	13,579	22.0	48,068	78.0	113.3	118.5	132.5

Access Summary By City

January 9, 2020

Access Analysis

- Hawki
- Member Group**
- Hawki Members
- Provider Group**
- Hawki GP
- Hawki OS
- Hawki Endo
- Hawki Ortho
- Hawki Perio
- Hawki Prost

¹ Provider counts represent:
 P: Unique providers
 L: Unique provider locations

** These records have been excluded from the analysis because of invalid zip codes.

All Members												
Member		Provider		With Access		Without Access		Counts ¹		Average Distance		Average Time
Group	#	Group	Standard	#	%	#	%	P	L	1	2	1
Hawki Members	61,677	Hawki GP	1 in 30 miles an...	61,653	99.9	24	0.1	1,724	788	3.2	4.1	3.6
		Hawki GP	1 in 60 miles an...	61,667	99.9	10	0.1	1,724	788	3.2	4.1	3.6
		Hawki GP	1 in 90 miles an...	61,668	99.9	9	0.1	1,724	788	3.2	4.1	3.6
		Hawki OS	1 in 30 miles an...	50,196	81.4	11,481	18.6	213	77	14.3	17.4	16.2
		Hawki OS	1 in 60 miles an...	60,492	98.1	1,185	1.9	213	77	14.3	17.4	16.2
		Hawki OS	1 in 90 miles an...	61,645	99.9	32	0.1	213	77	14.3	17.4	16.2
		Hawki Endo	1 in 30 miles an...	22,194	36.0	39,483	64.0	20	10	42.7	58.6	52.5
		Hawki Endo	1 in 60 miles an...	33,976	55.1	27,701	44.9	20	10	42.7	58.6	52.5
		Hawki Endo	1 in 90 miles an...	51,338	83.2	10,339	16.8	20	10	42.7	58.6	52.5
		Hawki Ortho	1 in 30 miles an...	55,754	90.4	5,923	9.6	163	101	10.8	16.5	12.0
		Hawki Ortho	1 in 60 miles an...	61,662	99.9	15	0.1	163	101	10.8	16.5	12.0
		Hawki Ortho	1 in 90 miles an...	61,665	99.9	12	0.1	163	101	10.8	16.5	12.0
		Hawki Perio	1 in 30 miles an...	6,388	10.4	55,289	89.6	13	5	113.5	118.7	132.7
		Hawki Perio	1 in 60 miles an...	13,581	22.0	48,096	78.0	13	5	113.5	118.7	132.7
		Hawki Perio	1 in 90 miles an...	21,258	34.5	40,419	65.5	13	5	113.5	118.7	132.7
		Hawki Prost	1 in 30 miles an...	23,879	38.7	37,798	61.3	22	7	46.9	79.8	55.8
		Hawki Prost	1 in 60 miles an...	36,860	59.8	24,817	40.2	22	7	46.9	79.8	55.8
		Hawki Prost	1 in 90 miles an...	47,848	77.6	13,829	22.4	22	7	46.9	79.8	55.8

Key Geographic Areas												
City	Member	Provider		With Access		Without Access		Average Distance		Average Time		
	#	Group	Standard	#	%	#	%	1	2	1		
Des Moines, IA	4,811	Hawki Endo	1 in 30 miles and 30 mins	4,811	100.0	0	0.0	3.8	4.5	6.0		
		Hawki Endo	1 in 60 miles and 60 mins	4,811	100.0	0	0.0	3.8	4.5	6.0		
		Hawki Endo	1 in 90 miles and 90 mins	4,811	100.0	0	0.0	3.8	4.5	6.0		
		Hawki GP	1 in 30 miles and 30 mins	4,811	100.0	0	0.0	0.8	1.0	1.3		
		Hawki GP	1 in 60 miles and 60 mins	4,811	100.0	0	0.0	0.8	1.0	1.3		
		Hawki GP	1 in 90 miles and 90 mins	4,811	100.0	0	0.0	0.8	1.0	1.3		
		Hawki Ortho	1 in 30 miles and 30 mins	4,811	100.0	0	0.0	3.0	3.6	4.7		
		Hawki Ortho	1 in 60 miles and 60 mins	4,811	100.0	0	0.0	3.0	3.6	4.7		
		Hawki Ortho	1 in 90 miles and 90 mins	4,811	100.0	0	0.0	3.0	3.6	4.7		
		Hawki OS	1 in 30 miles and 30 mins	4,811	100.0	0	0.0	3.0	3.4	4.7		
		Hawki OS	1 in 60 miles and 60 mins	4,811	100.0	0	0.0	3.0	3.4	4.7		
		Hawki OS	1 in 90 miles and 90 mins	4,811	100.0	0	0.0	3.0	3.4	4.7		
		Hawki Prost	1 in 30 miles and 30 mins	4,811	100.0	0	0.0	5.3	77.5	7.8		
		Hawki Prost	1 in 60 miles and 60 mins	4,811	100.0	0	0.0	5.3	77.5	7.8		
		Hawki Prost	1 in 90 miles and 90 mins	4,811	100.0	0	0.0	5.3	77.5	7.8		
		Hawki Perio	1 in 30 miles and 30 mins			0	0.0	4,811	100.0	106.2	109.2	145.1
		Hawki Perio	1 in 60 miles and 60 mins			0	0.0	4,811	100.0	106.2	109.2	145.1