

# ***Network Access Analysis***

***Dental Wellness Plan***  
***Delta Dental of Iowa***

---

*October 29, 2019*

# Contents

## Report Contents

Access Overview 30 Miles	3
DWP Members: DWP GP, DWP Members: DWP OS, DWP Members: DWP ENDO, DWP Members: DWP PERIO, DWP Members: DWP PROST, DWP Members: DWP ORTHO	
Access Overview 60 Miles	9
DWP Members: DWP GP, DWP Members: DWP OS, DWP Members: DWP ENDO, DWP Members: DWP PERIO, DWP Members: DWP PROST, DWP Members: DWP ORTHO	
Access Overview 90 Miles	15
DWP Members: DWP GP, DWP Members: DWP OS, DWP Members: DWP ENDO, DWP Members: DWP PERIO, DWP Members: DWP PROST, DWP Members: DWP ORTHO	
DWP GP Access Map	21
DWP Oral Surgeon Access Map	22
DWP Endodontist Access Map	23
DWP Periodontist Access Map	24
DWP Prosthodontist Access Map	25
DWP Orthodontist Access Map	26
Access Summary By State	27
Access Summary By City	28

# Access Overview 30 Miles

October 29, 2019

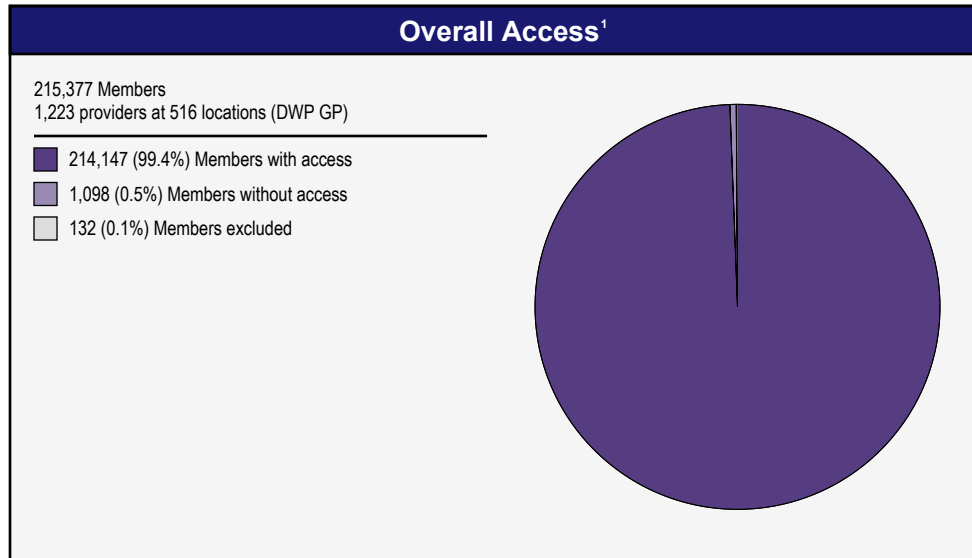
Access Analysis  
DWP Network

Member / Provider Groups  
DWP Members  
DWP GP

Comparison Graph  
Percent of members with access to a choice of providers over miles

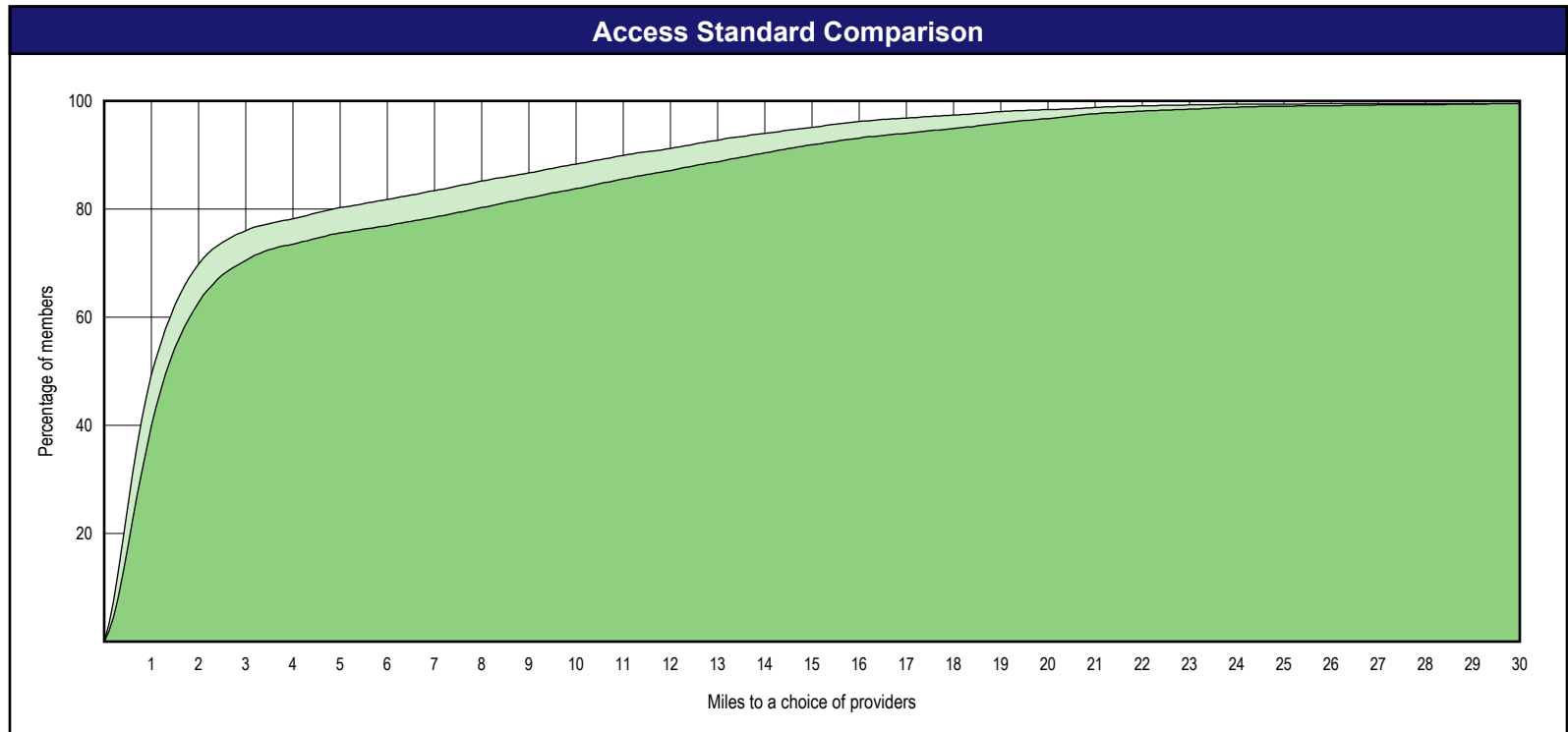
- 1st closest
- 2nd closest

<sup>1</sup> The Access Standard is defined as (DWP Members) members accessing:  
1 (DWP GP) provider in 30 miles and 30 minutes



### Distances/Times

	Average
Distance/Time to 1st closest provider	5.3 miles 6.2 mins
Distance/Time to 2nd closest provider	6.3 miles 7.3 mins



# Access Overview 30 Miles

October 29, 2019

Access Analysis

DWP Network

Member / Provider Groups

DWP Members

DWP OS

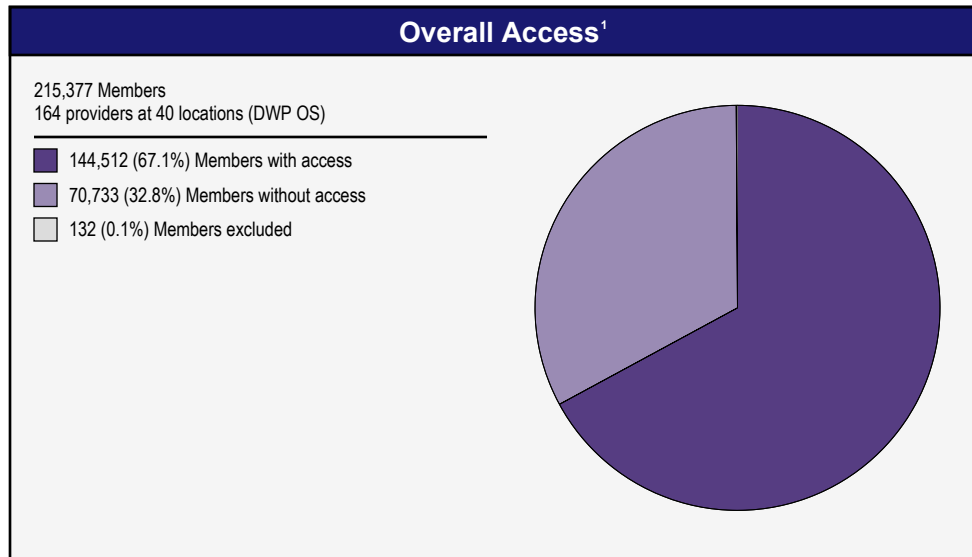
Comparison Graph

Percent of members with access to a choice of providers over miles

- 1st closest
- 2nd closest

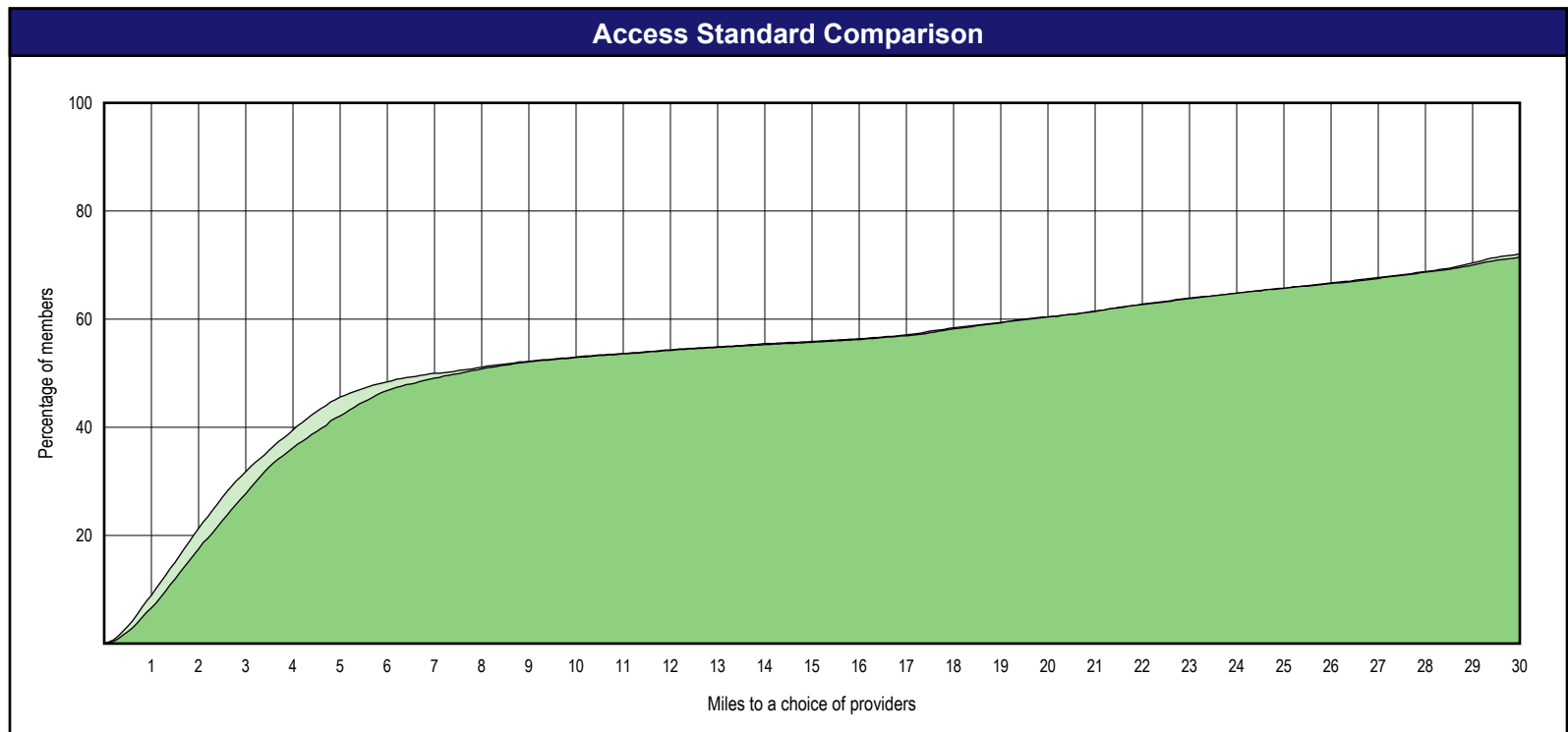
<sup>1</sup> The Access Standard is defined as (DWP Members) members accessing:

1 (DWP OS) provider in 30 miles and 30 minutes



### Distances/Times

	Average
Distance/Time to 1st closest provider	21.5 miles 25.5 mins
Distance/Time to 2nd closest provider	22.5 miles 26.5 mins



# Access Overview 30 Miles

October 29, 2019

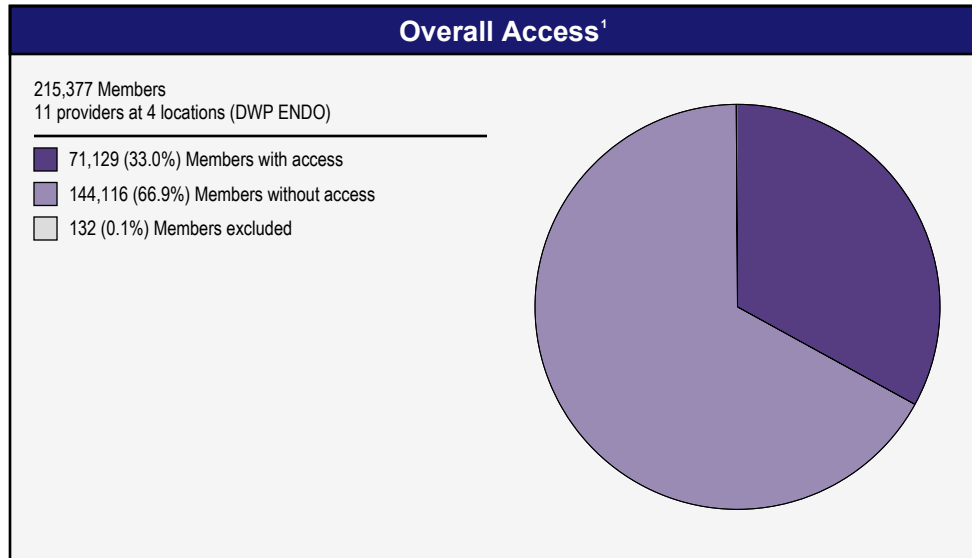
Access Analysis  
DWP Network

Member / Provider Groups  
DWP Members  
DWP ENDO

Comparison Graph  
Percent of members with access to a choice of providers over miles

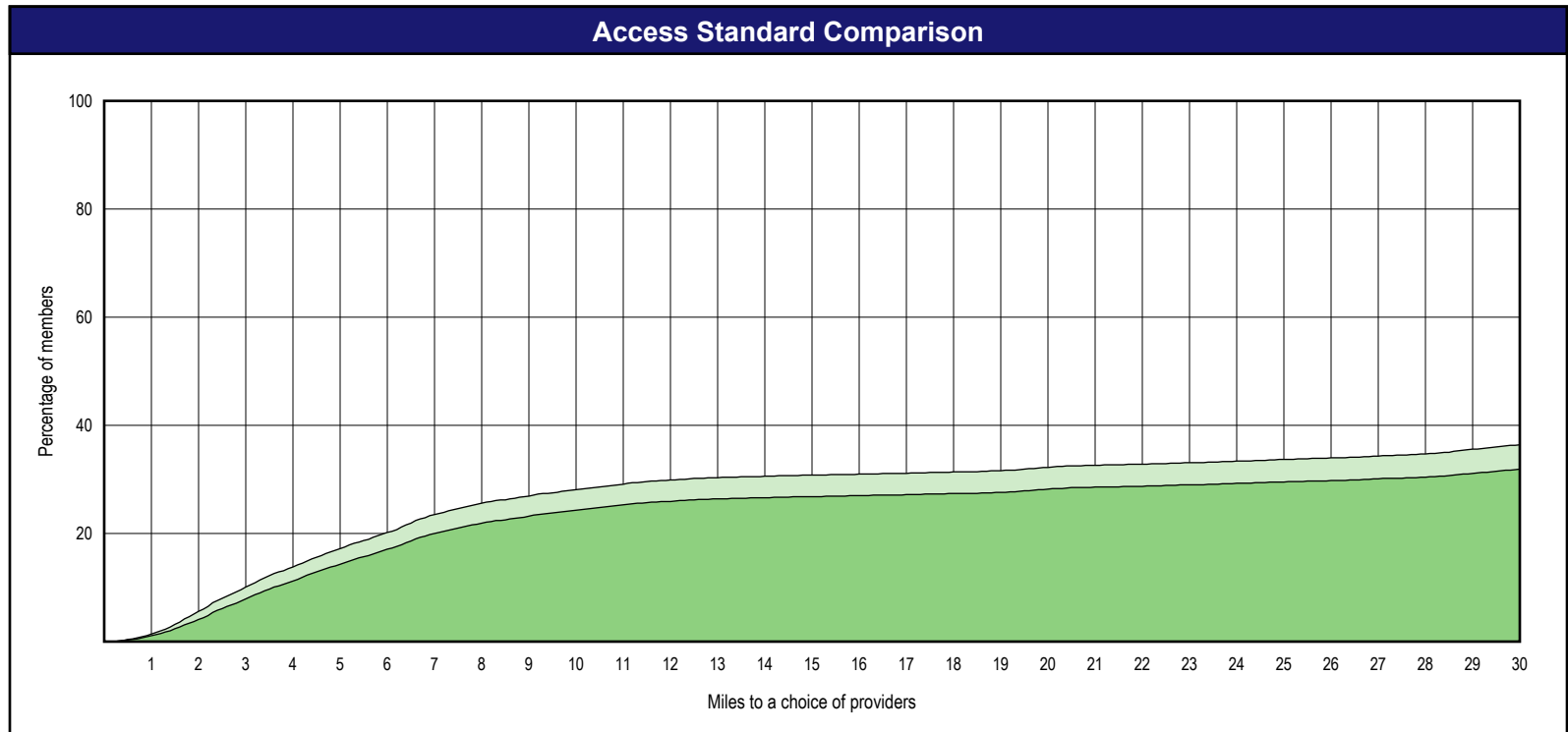
- 1st closest
- 2nd closest

<sup>1</sup> The Access Standard is defined as (DWP Members) members accessing:  
1 (DWP ENDO) provider in 30 miles and 30 minutes



### Distances/Times

	Average
Distance/Time to 1st closest provider	47.9 miles 66.4 mins
Distance/Time to 2nd closest provider	59.2 miles 83.6 mins



# Access Overview 30 Miles

October 29, 2019

Access Analysis

DWP Network

Member / Provider Groups

DWP Members

DWP PERIO

Comparison Graph

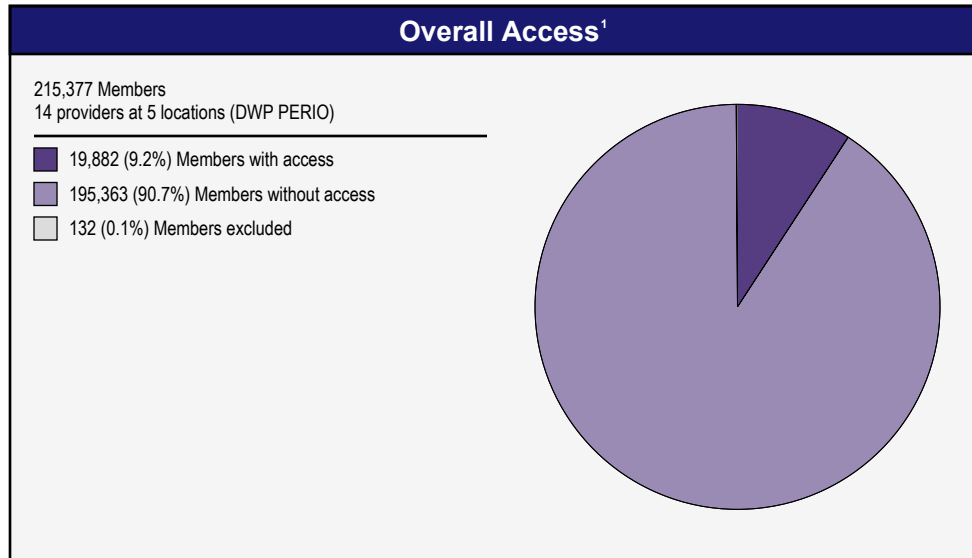
Percent of members with access to a choice of providers over miles

1st closest

2nd closest

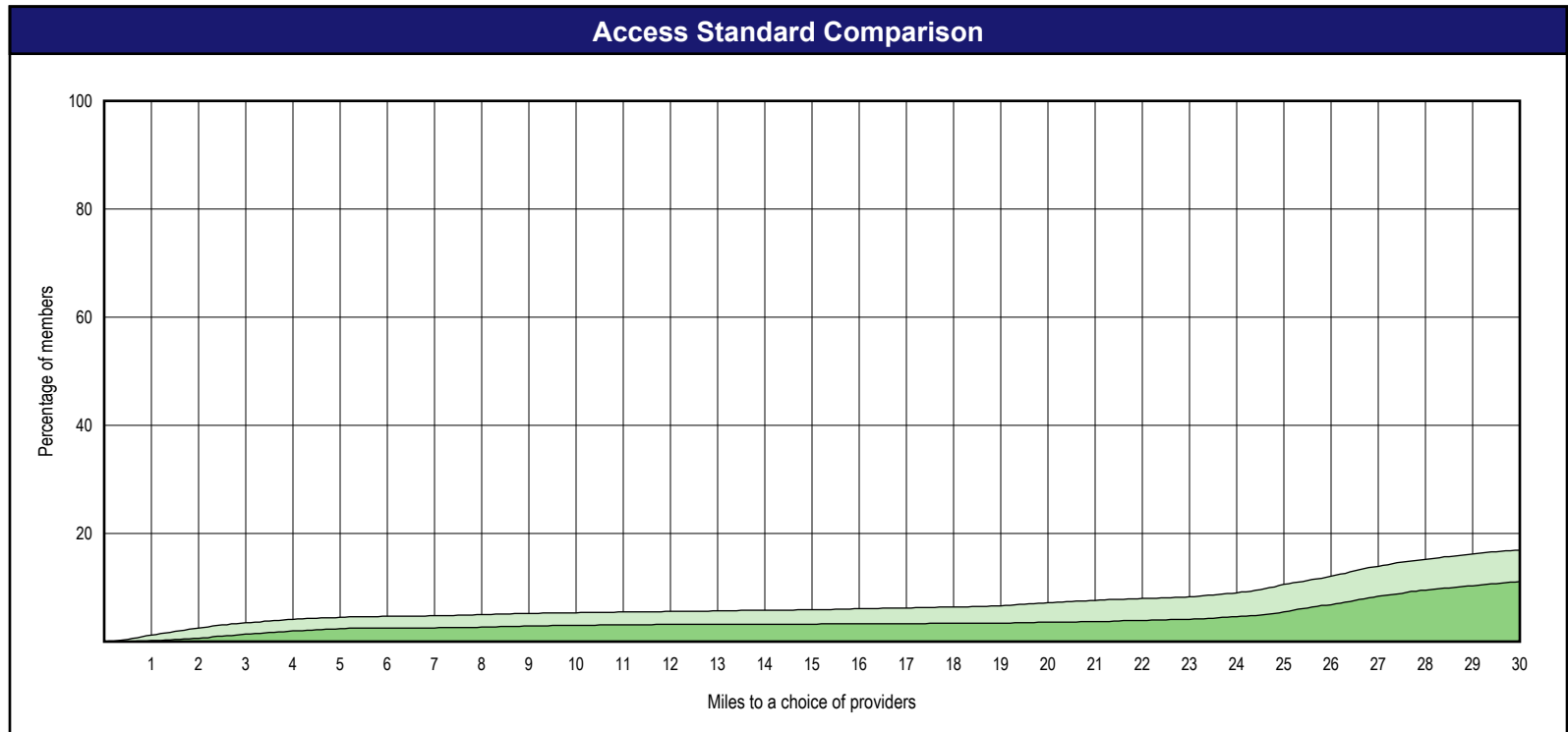
<sup>1</sup> The Access Standard is defined as (DWP Members) members accessing:

1 (DWP PERIO) provider in 30 miles and 30 minutes



### Distances/Times

	Average
Distance/Time to 1st closest provider	63.6 miles 81.4 mins
Distance/Time to 2nd closest provider	73.6 miles 93.8 mins



# Access Overview 30 Miles

October 29, 2019

Access Analysis

DWP Network

Member / Provider Groups

DWP Members

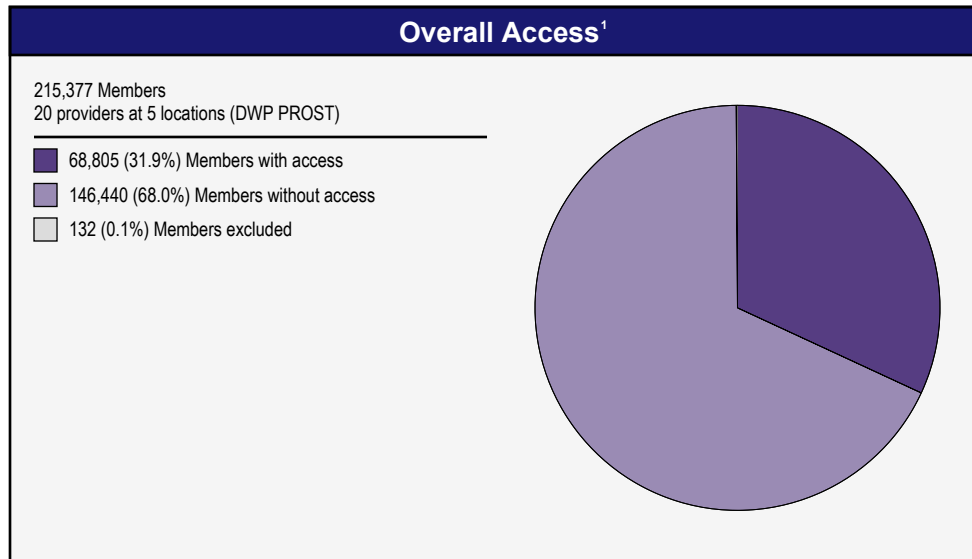
DWP PROST

Comparison Graph

Percent of members with access to a choice of providers over miles

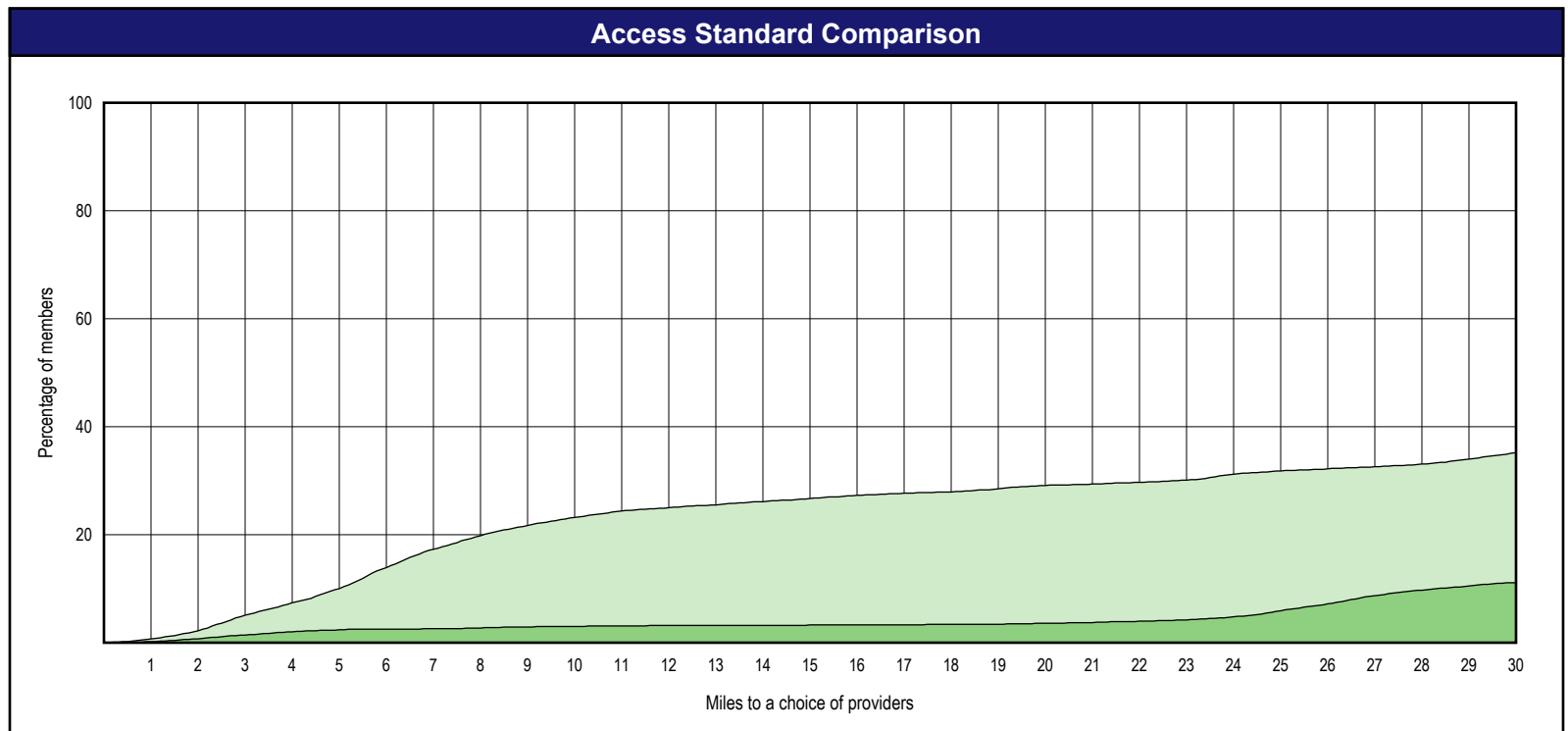
- 1st closest
- 2nd closest

<sup>1</sup> The Access Standard is defined as (DWP Members) members accessing:  
1 (DWP PROST) provider in 30 miles and 30 minutes



### Distances/Times

	Average
Distance/Time to 1st closest provider	52.3 miles 65.2 mins
Distance/Time to 2nd closest provider	81.5 miles 103.4 mins



# Access Overview 30 Miles

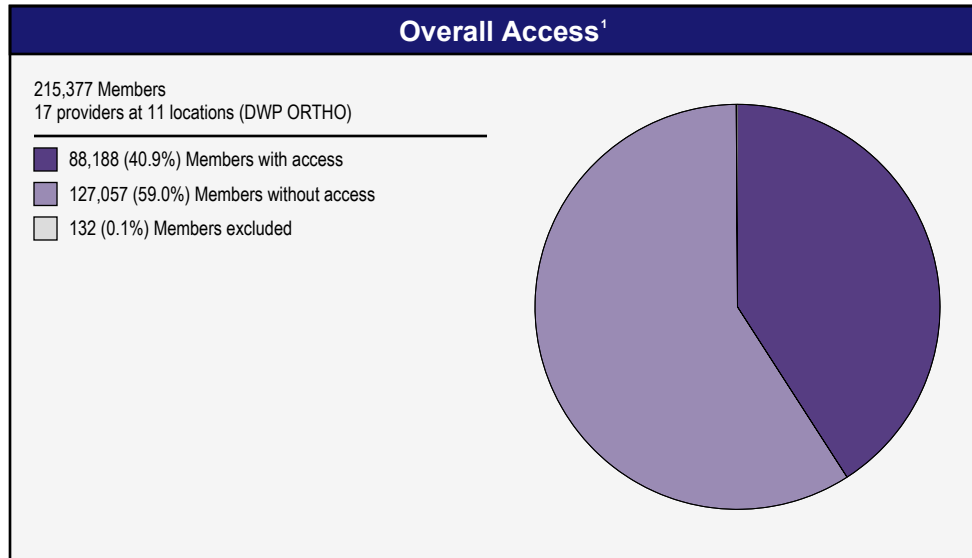
October 29, 2019

Access Analysis  
DWP Network

Member / Provider Groups  
DWP Members  
DWP ORTHO

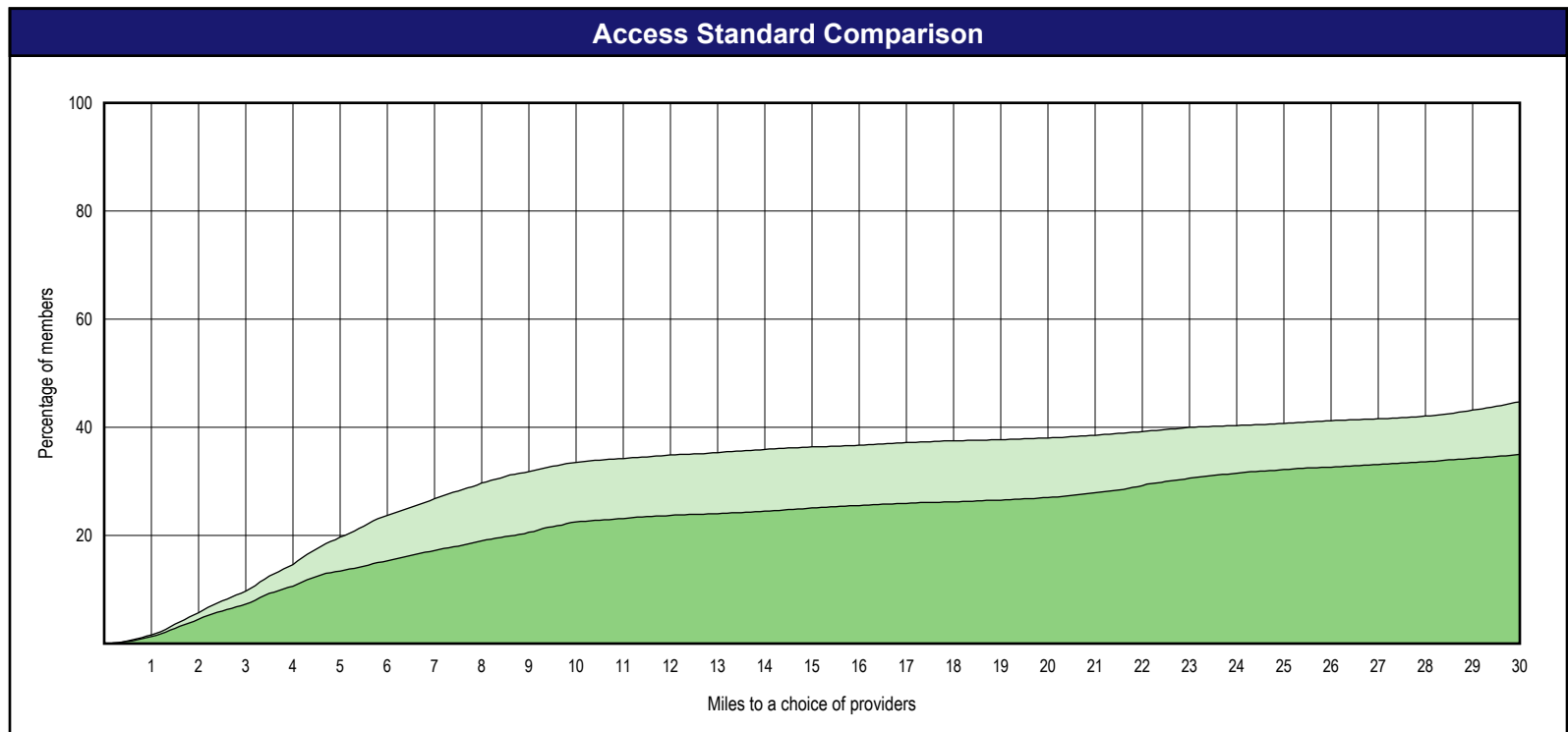
Comparison Graph  
Percent of members with access to a choice of providers over miles  
1st closest  
2nd closest

<sup>1</sup> The Access Standard is defined as (DWP Members) members accessing:  
1 (DWP ORTHO) provider in 30 miles and 30 minutes



### Distances/Times

	Average
Distance/Time to 1st closest provider	39.4 miles 47.9 mins
Distance/Time to 2nd closest provider	52.9 miles 64.4 mins





# Access Overview 60 Miles

October 29, 2019


Access Analysis  
DWP Network

Member / Provider Groups  
DWP Members  
DWP GP

Comparison Graph  
Percent of members with access to a choice of providers over miles

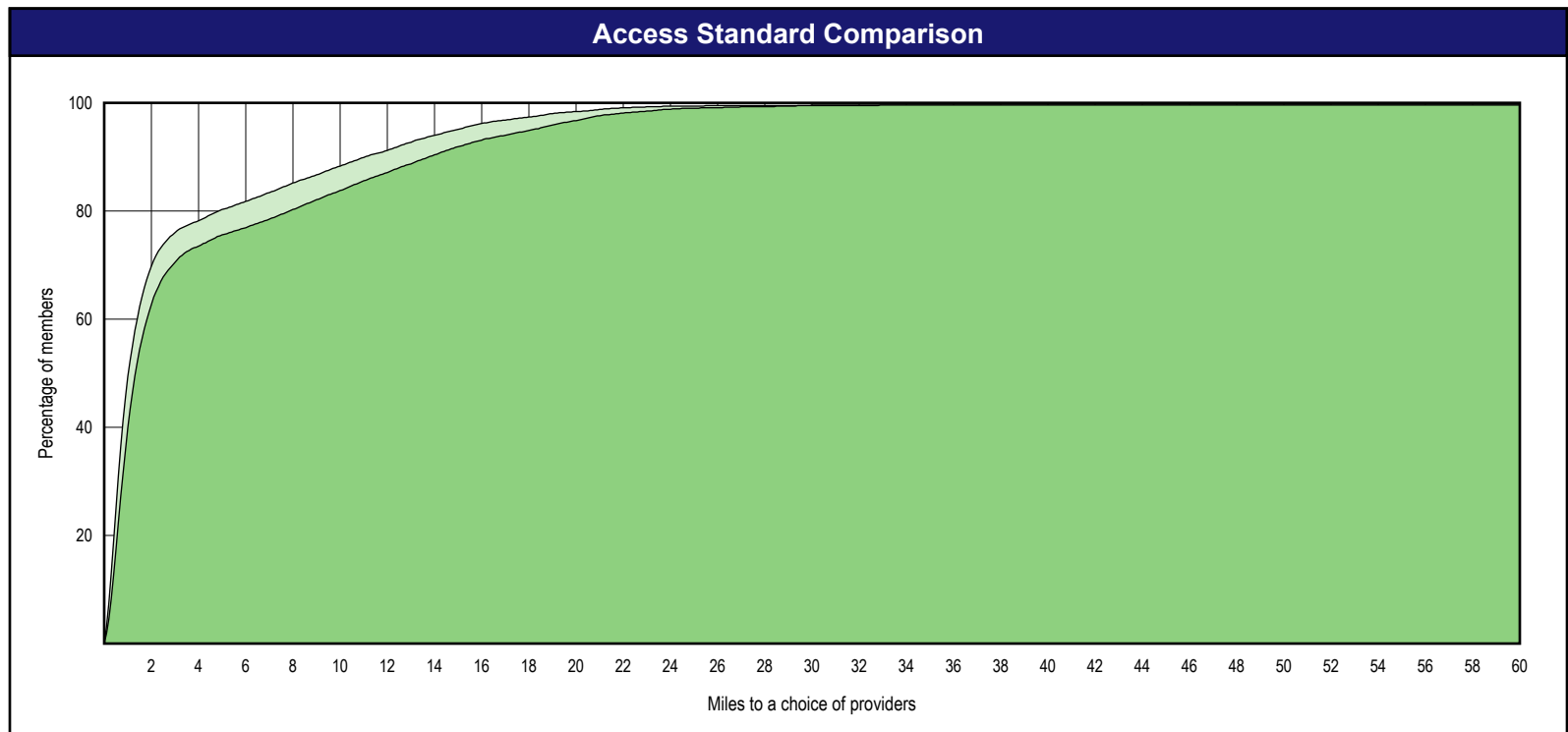
- 1st closest
- 2nd closest

<sup>1</sup> The Access Standard is defined as (DWP Members) members accessing:  
1 (DWP GP) provider in 60 miles and 60 minutes



### Distances/Times

	Average
Distance/Time to 1st closest provider	5.3 miles 6.2 mins
Distance/Time to 2nd closest provider	6.3 miles 7.3 mins



# Access Overview 60 Miles

October 29, 2019

Access Analysis

DWP Network

Member / Provider Groups

DWP Members

DWP OS


Comparison Graph

Percent of members with access to a choice of providers over miles

- 1st closest
- 2nd closest

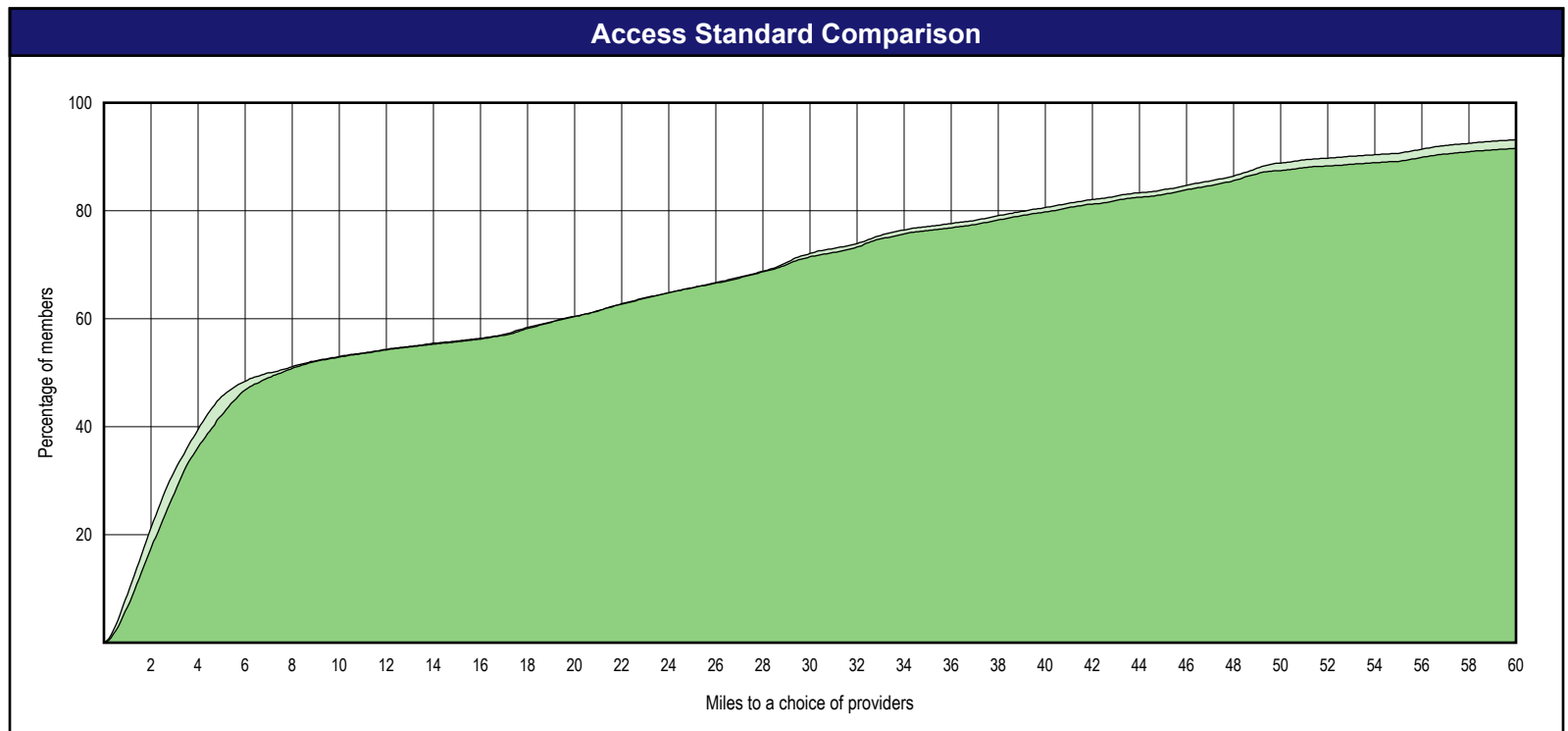
<sup>1</sup> The Access Standard is defined as (DWP Members) members accessing:

1 (DWP OS) provider in 60 miles and 60 minutes



### Distances/Times

	Average
Distance/Time to 1st closest provider	21.5 miles 25.5 mins
Distance/Time to 2nd closest provider	22.5 miles 26.5 mins



# Access Overview 60 Miles

October 29, 2019

Access Analysis

DWP Network

Member / Provider Groups

DWP Members  
DWP ENDO


Comparison Graph

Percent of members with access to a choice of providers over miles

- 1st closest
- 2nd closest

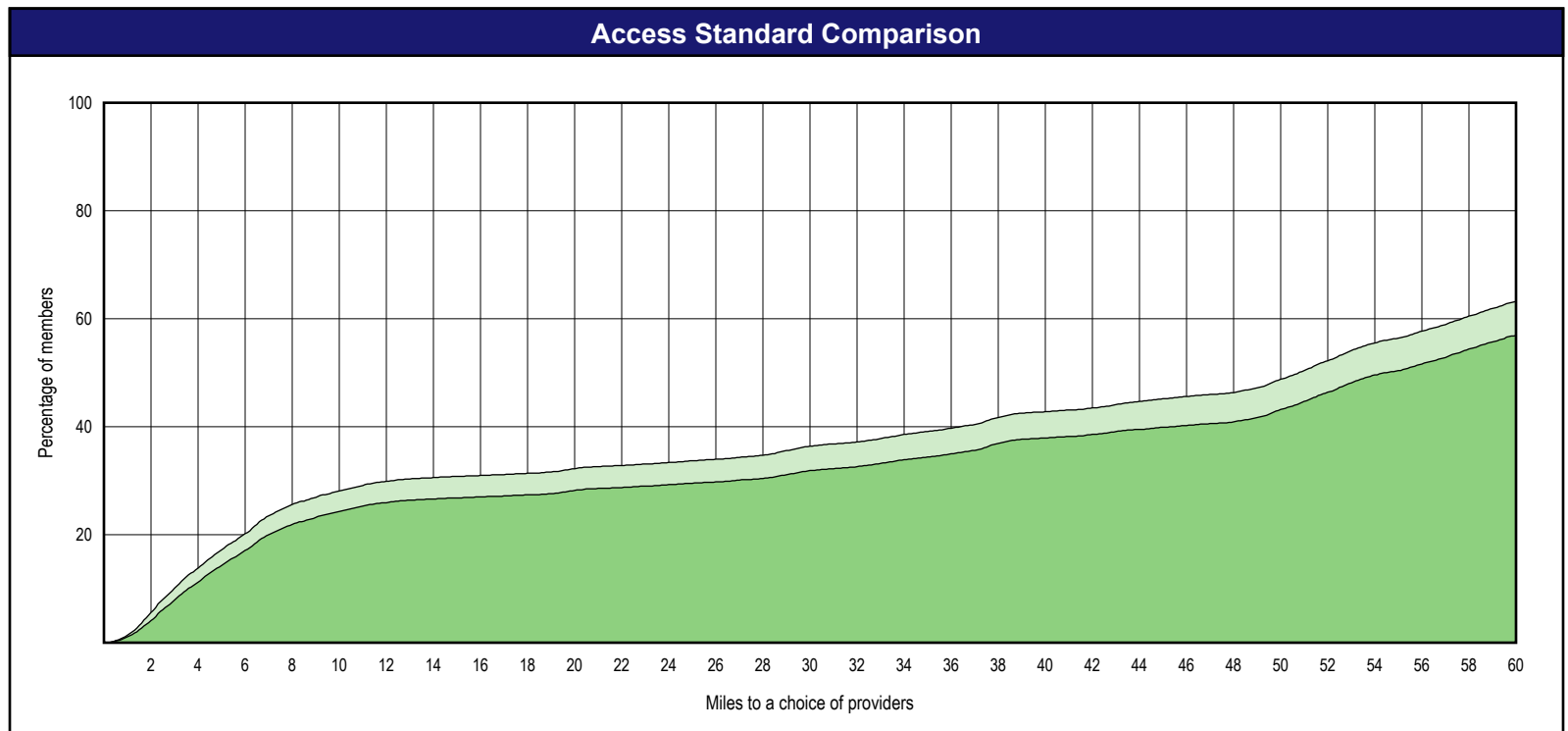
<sup>1</sup> The Access Standard is defined as (DWP Members) members accessing:

1 (DWP ENDO) provider in 60 miles and 60 minutes



### Distances/Times

	Average
Distance/Time to 1st closest provider	47.9 miles 66.4 mins
Distance/Time to 2nd closest provider	59.2 miles 83.6 mins



# Access Overview 60 Miles

October 29, 2019

Access Analysis

DWP Network

Member / Provider Groups

DWP Members

DWP PERIO

Comparison Graph

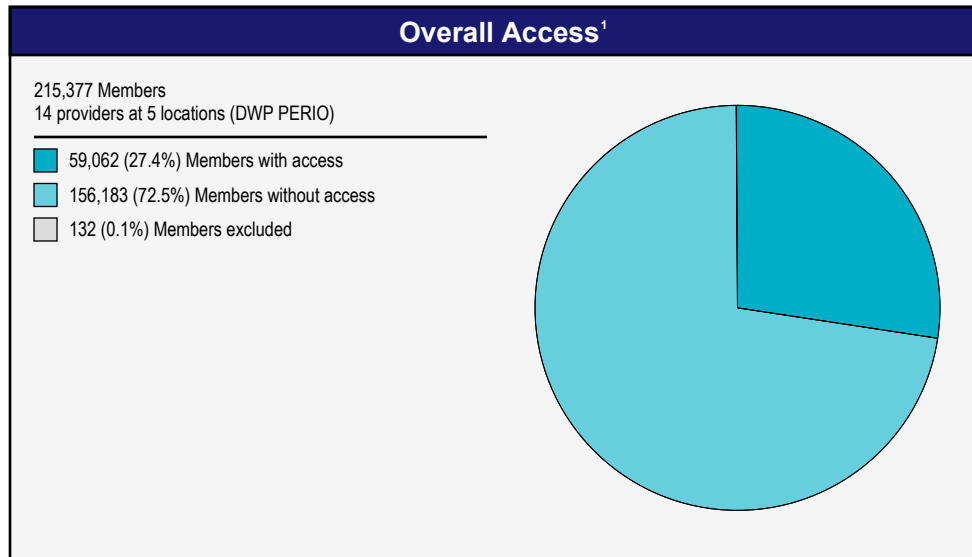
Percent of members with access to a choice of providers over miles

1st closest

2nd closest

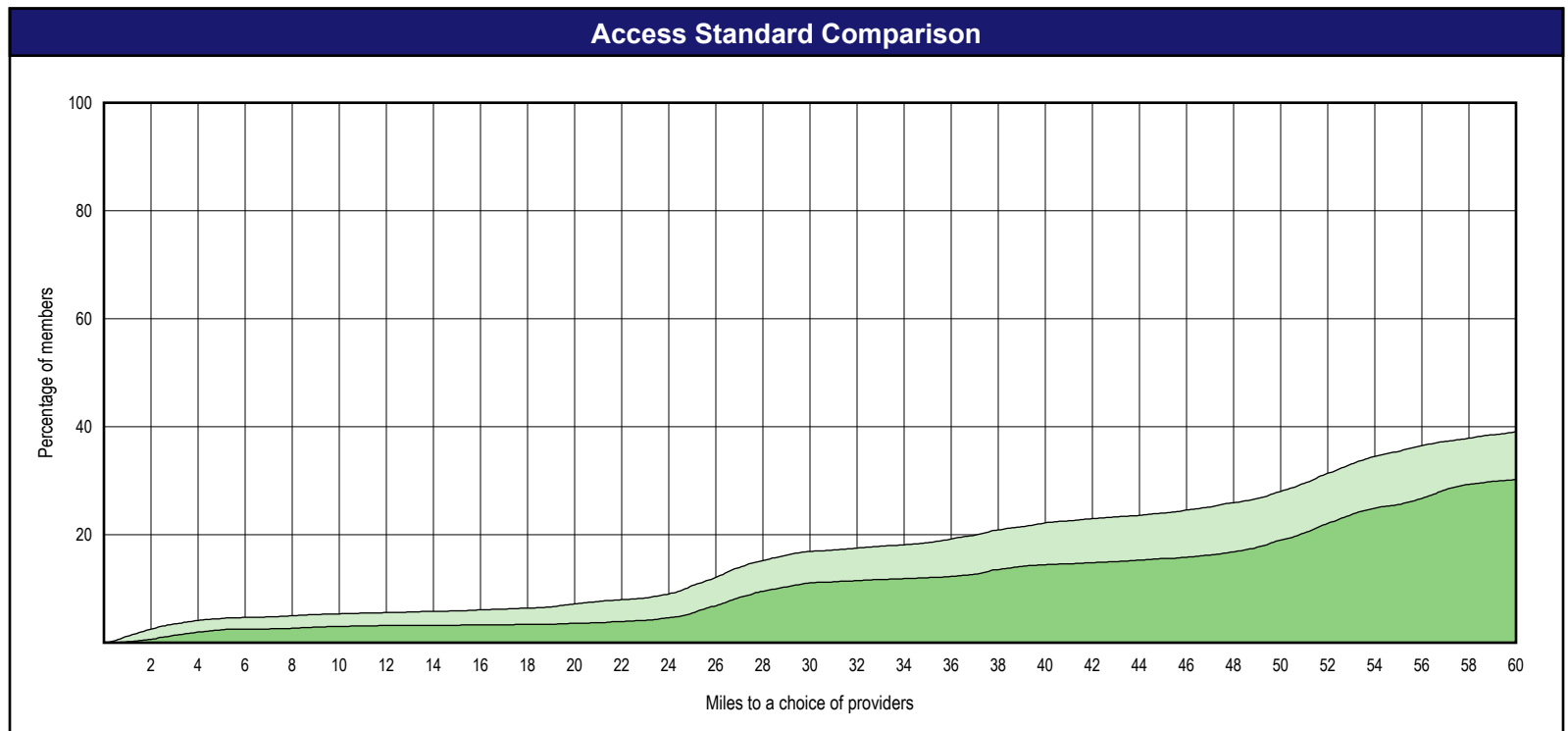
<sup>1</sup> The Access Standard is defined as (DWP Members) members accessing:

1 (DWP PERIO) provider in 60 miles and 60 minutes



### Distances/Times

	Average
Distance/Time to 1st closest provider	63.6 miles 81.4 mins
Distance/Time to 2nd closest provider	73.6 miles 93.8 mins



# Access Overview 60 Miles

October 29, 2019

**Access Analysis**

DWP Network

**Member / Provider Groups**


DWP Members  
DWP PROST

**Comparison Graph**

Percent of members with access to a choice of providers over miles

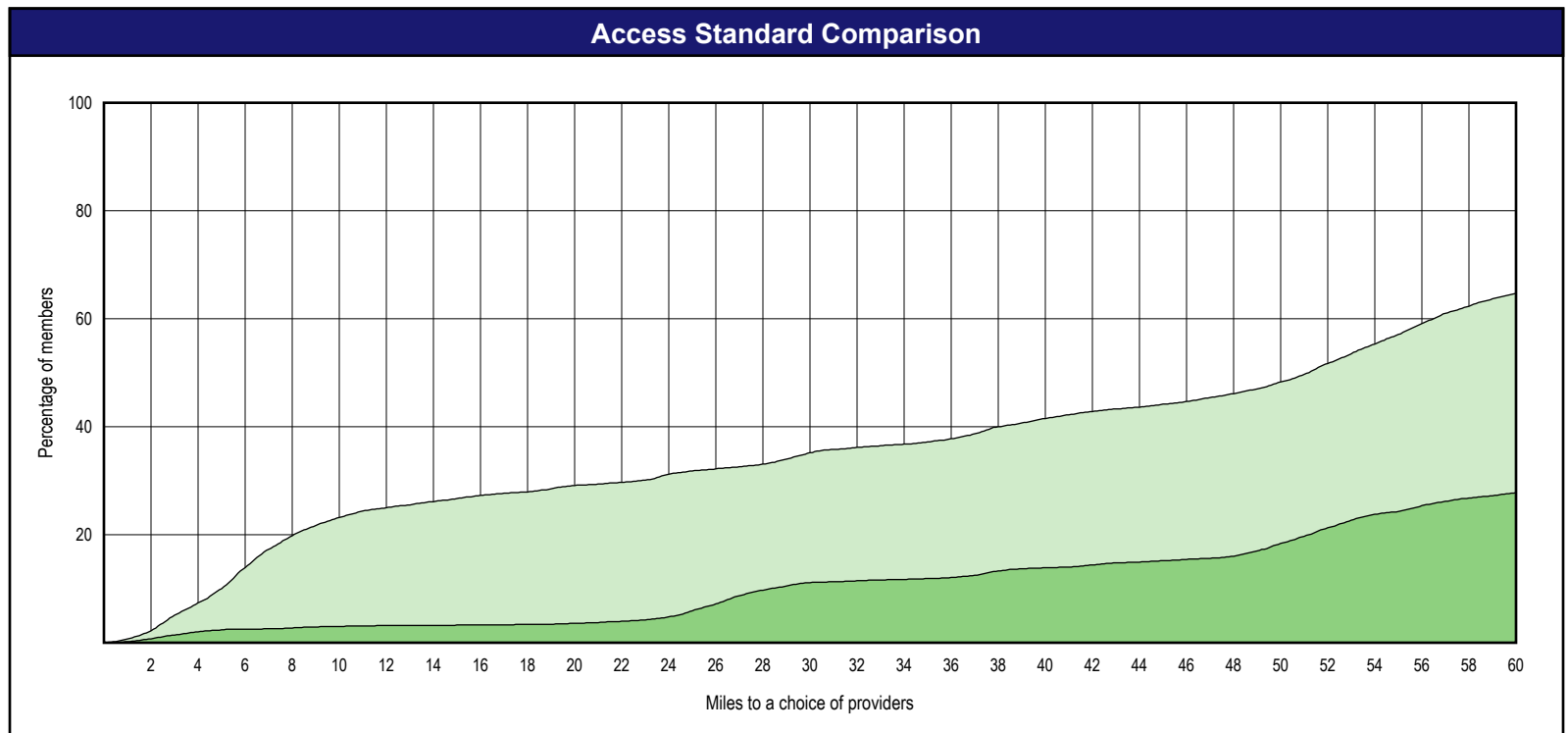
- 1st closest
- 2nd closest

<sup>1</sup> The Access Standard is defined as (DWP Members) members accessing:  
1 (DWP PROST) provider in 60 miles and 60 minutes



### Distances/Times

	Average
Distance/Time to 1st closest provider	52.3 miles 65.2 mins
Distance/Time to 2nd closest provider	81.5 miles 103.4 mins



# Access Overview 60 Miles

October 29, 2019

Access Analysis

DWP Network

Member / Provider Groups

DWP Members


DWP ORTHO

Comparison Graph

Percent of members with access to a choice of providers over miles

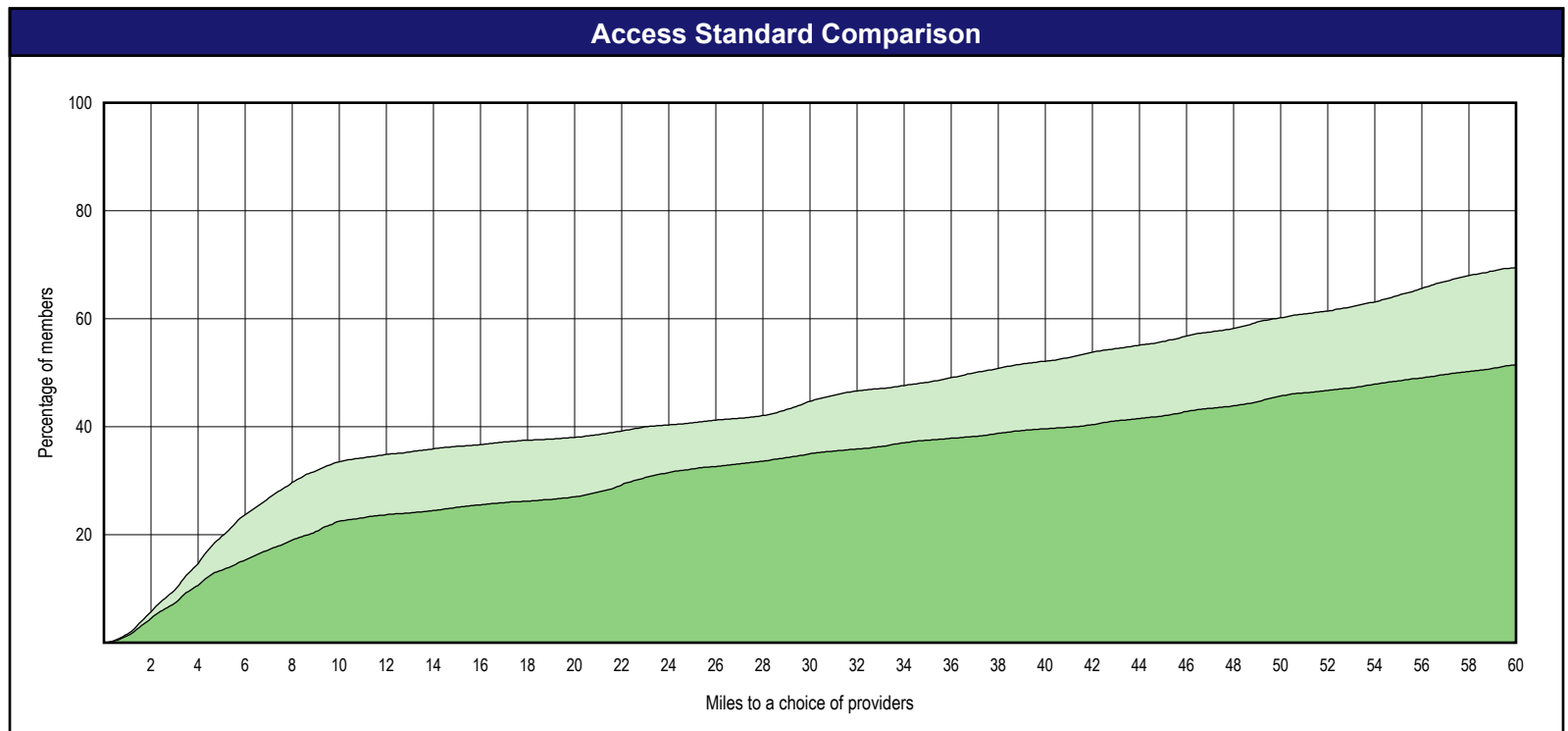
- 1st closest
- 2nd closest

<sup>1</sup> The Access Standard is defined as (DWP Members) members accessing:  
1 (DWP ORTHO) provider in 60 miles and 60 minutes



### Distances/Times

	Average
Distance/Time to 1st closest provider	39.4 miles 47.9 mins
Distance/Time to 2nd closest provider	52.9 miles 64.4 mins



# Access Overview 90 Miles

October 29, 2019

Access Analysis

DWP Network

Member / Provider Groups

DWP Members

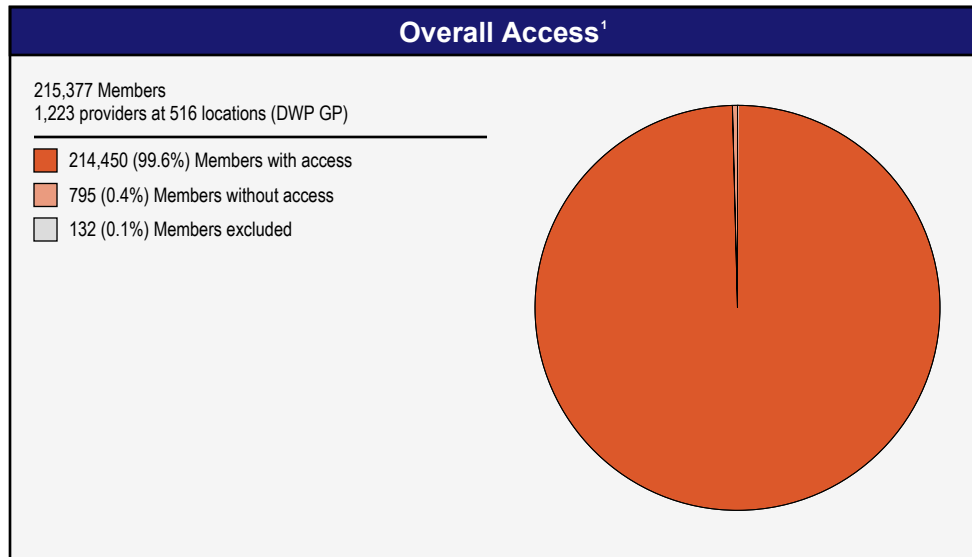
DWP GP

Comparison Graph

Percent of members with access to a choice of providers over miles

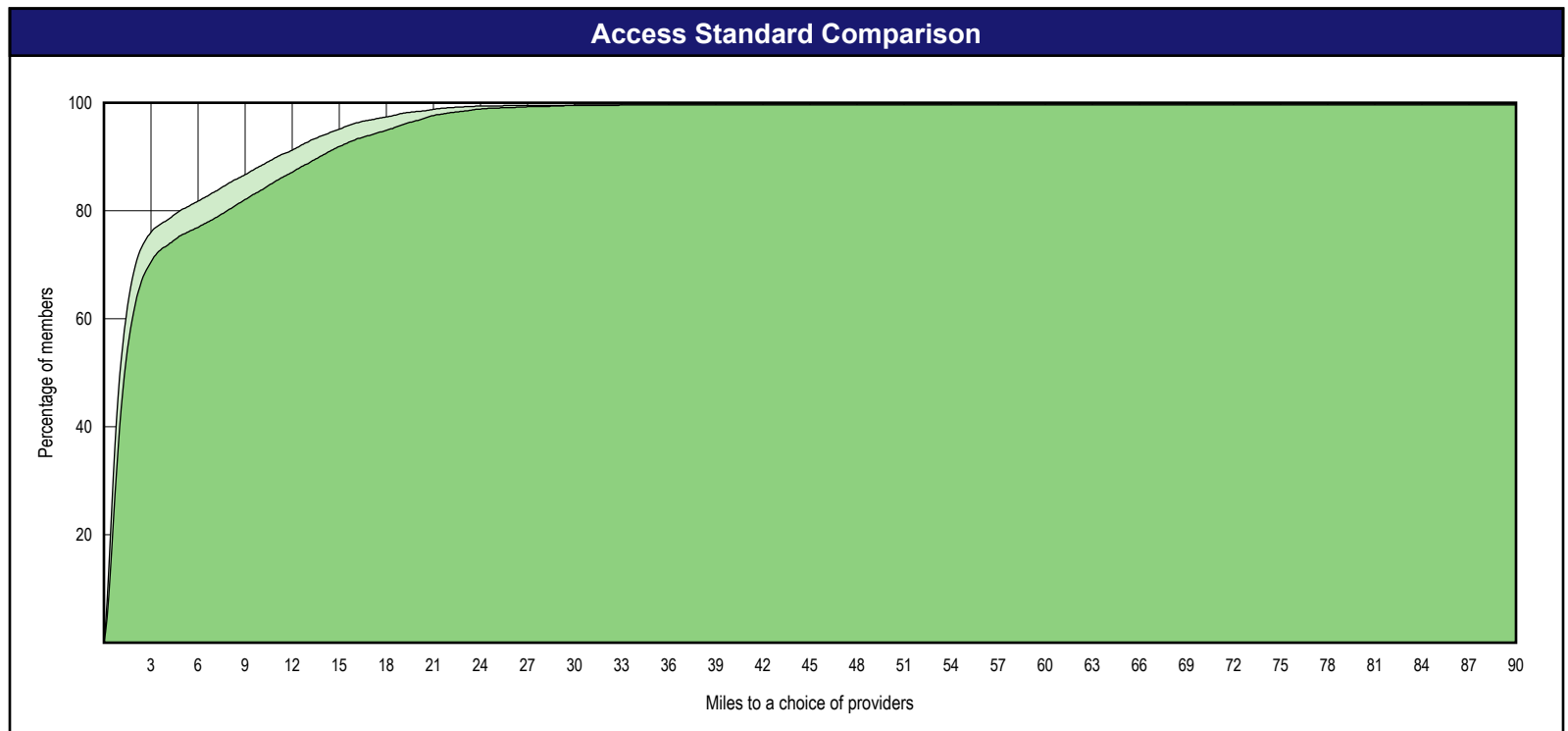
- 1st closest
- 2nd closest

<sup>1</sup> The Access Standard is defined as (DWP Members) members accessing:  
1 (DWP GP) provider in 90 miles and 90 minutes



### Distances/Times

	Average
Distance/Time to 1st closest provider	5.3 miles 6.2 mins
Distance/Time to 2nd closest provider	6.3 miles 7.3 mins



# Access Overview 90 Miles

October 29, 2019

Access Analysis

DWP Network

Member / Provider Groups

DWP Members

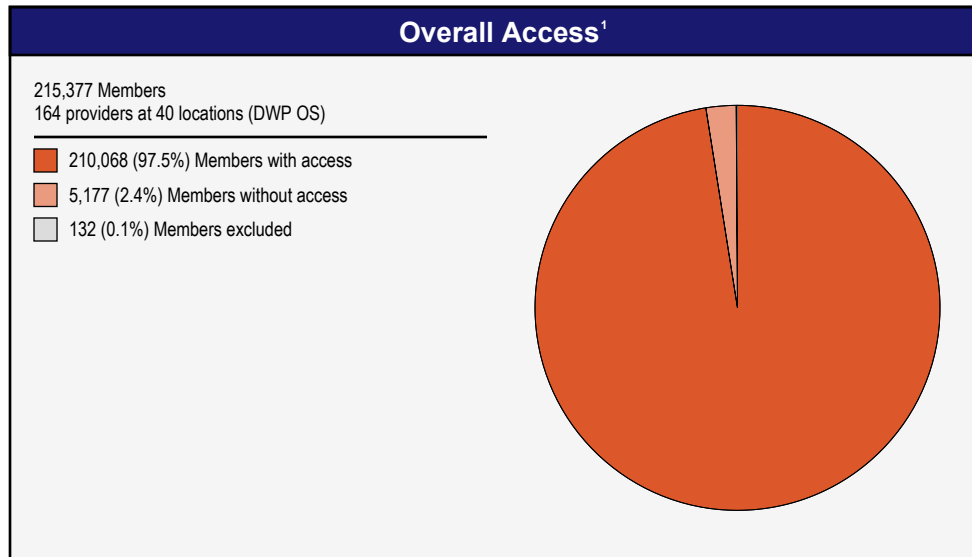
DWP OS

Comparison Graph

Percent of members with access to a choice of providers over miles

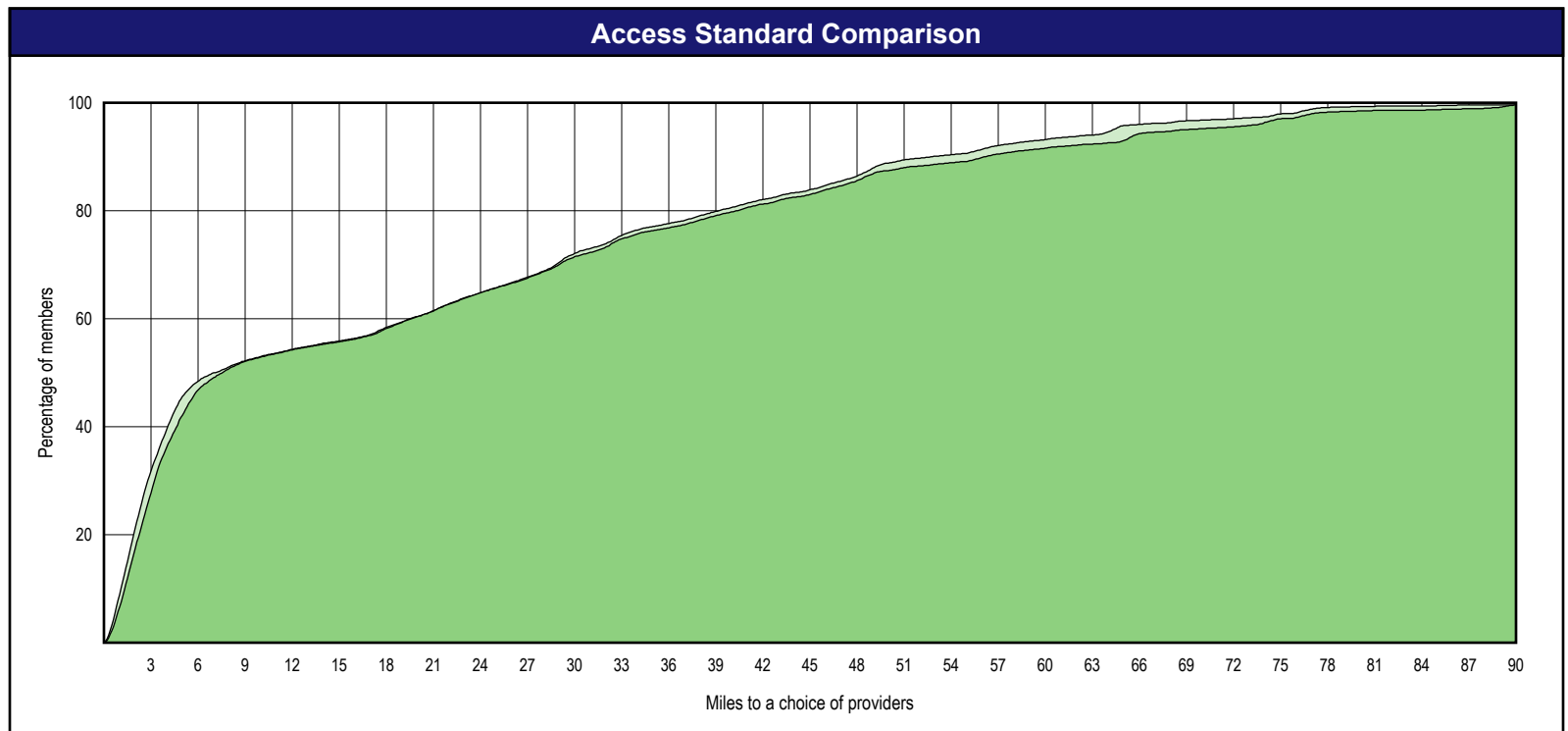
- 1st closest
- 2nd closest

<sup>1</sup> The Access Standard is defined as (DWP Members) members accessing:  
1 (DWP OS) provider in 90 miles and 90 minutes



### Distances/Times

	Average
Distance/Time to 1st closest provider	21.5 miles 25.5 mins
Distance/Time to 2nd closest provider	22.5 miles 26.5 mins





# Access Overview 90 Miles

October 29, 2019

Access Analysis

DWP Network

Member / Provider Groups

DWP Members

DWP ENDO

Comparison Graph

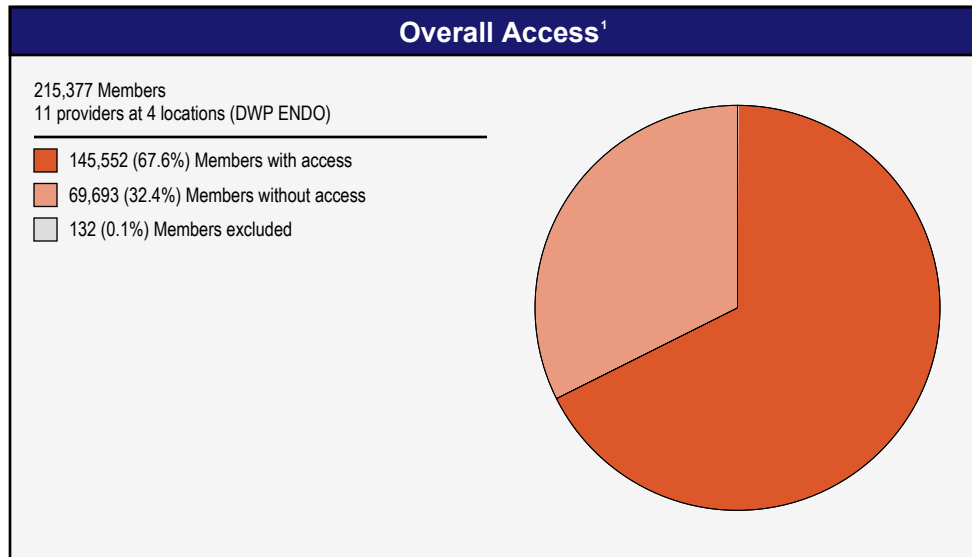
Percent of members with access to a choice of providers over miles

1st closest

2nd closest

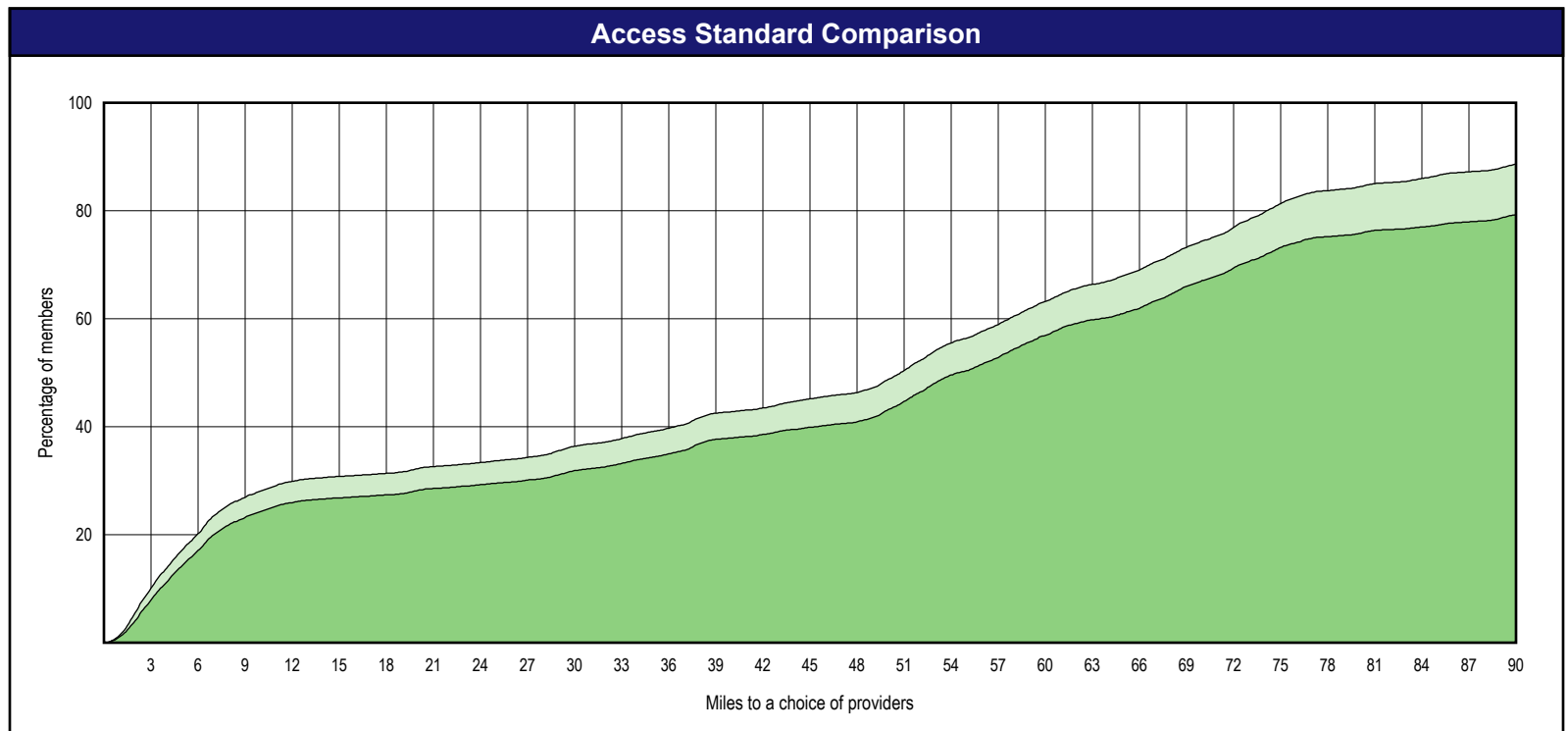
<sup>1</sup> The Access Standard is defined as (DWP Members) members accessing:

1 (DWP ENDO) provider in 90 miles and 90 minutes



### Distances/Times

	Average
Distance/Time to 1st closest provider	47.9 miles 66.4 mins
Distance/Time to 2nd closest provider	59.2 miles 83.6 mins



# Access Overview 90 Miles

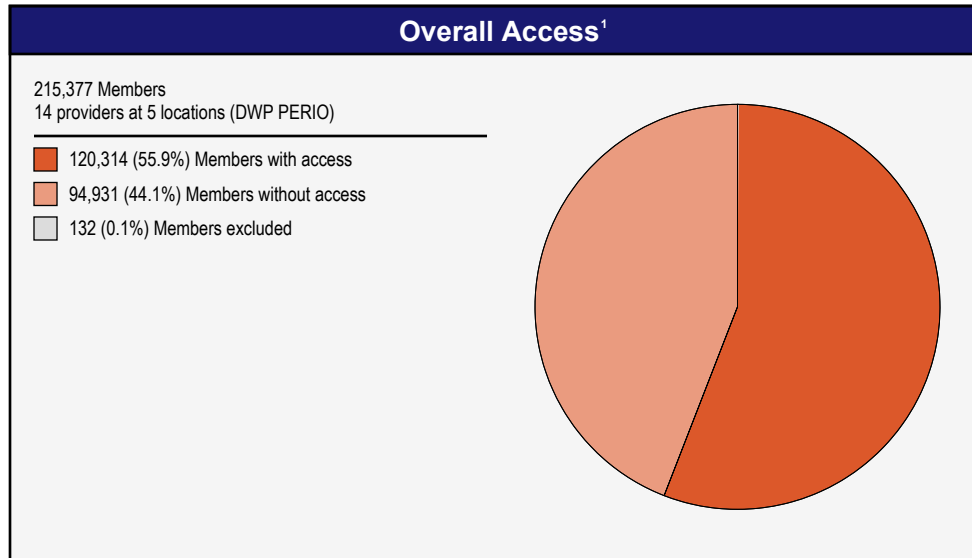
October 29, 2019

Access Analysis  
DWP Network

Member / Provider Groups  
DWP Members  
DWP PERIO

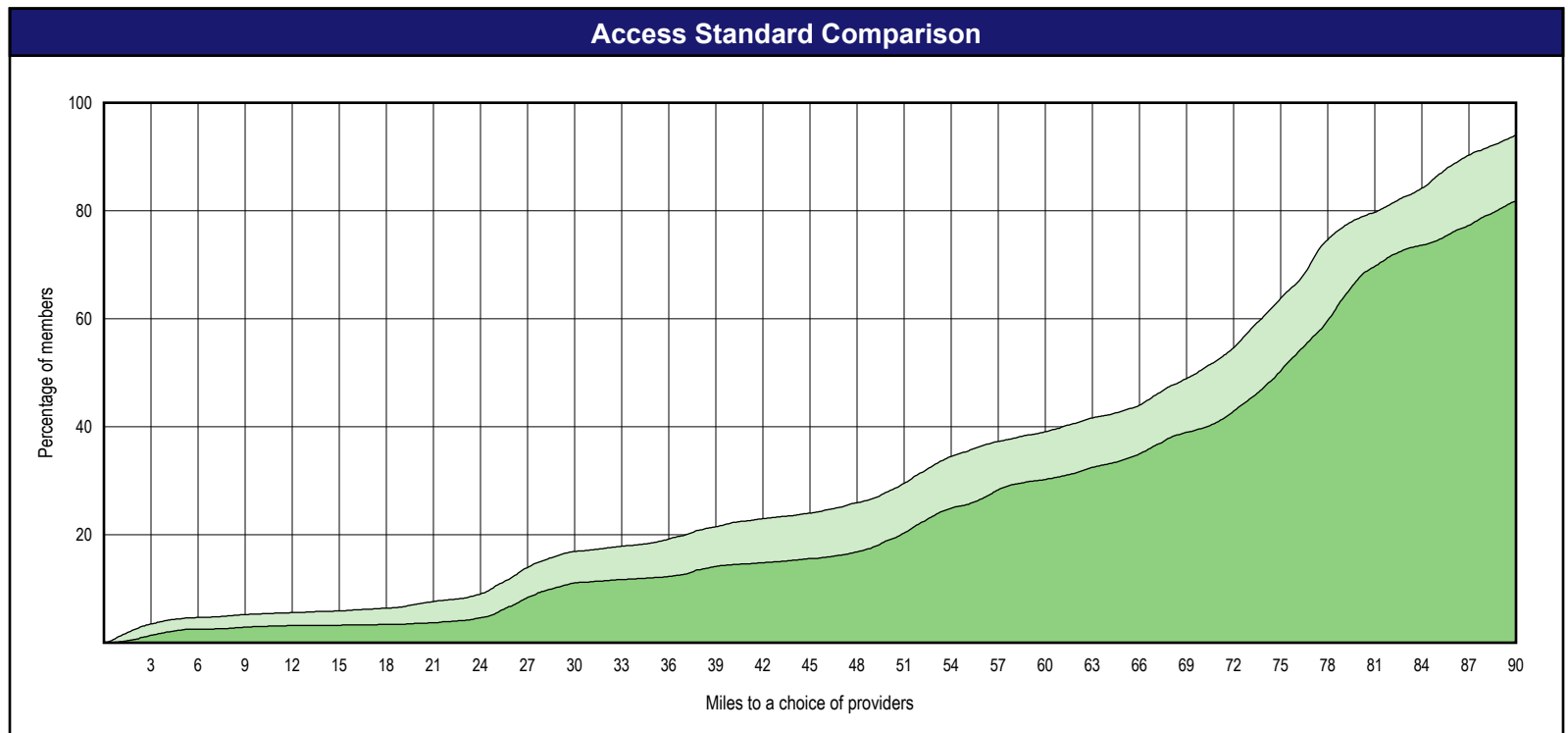
Comparison Graph  
Percent of members with access to a choice of providers over miles  
1st closest  
2nd closest

<sup>1</sup> The Access Standard is defined as (DWP Members) members accessing:  
1 (DWP PERIO) provider in 90 miles and 90 minutes



### Distances/Times

	Average
Distance/Time to 1st closest provider	63.6 miles 81.4 mins
Distance/Time to 2nd closest provider	73.6 miles 93.8 mins



# Access Overview 90 Miles

October 29, 2019

Access Analysis

DWP Network

Member / Provider Groups

DWP Members

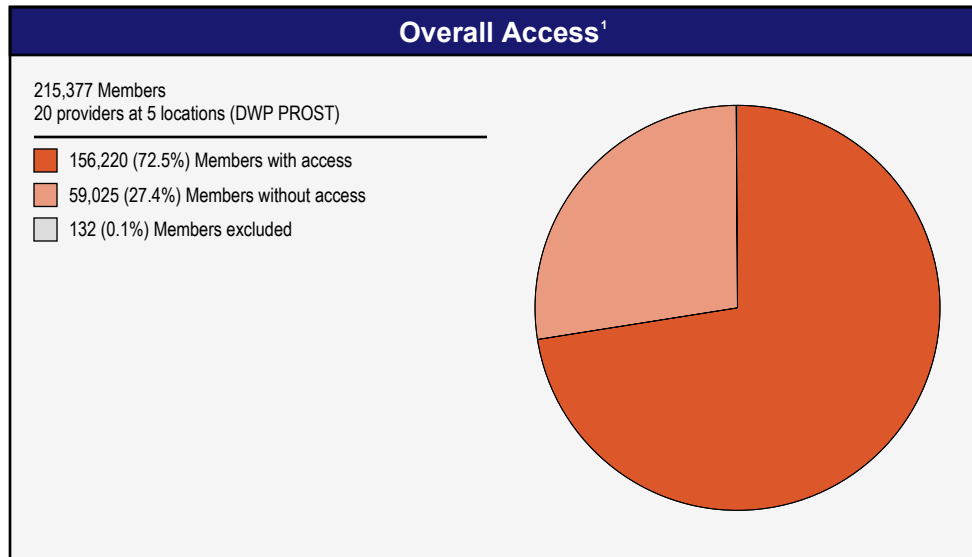
DWP PROST

Comparison Graph

Percent of members with access to a choice of providers over miles

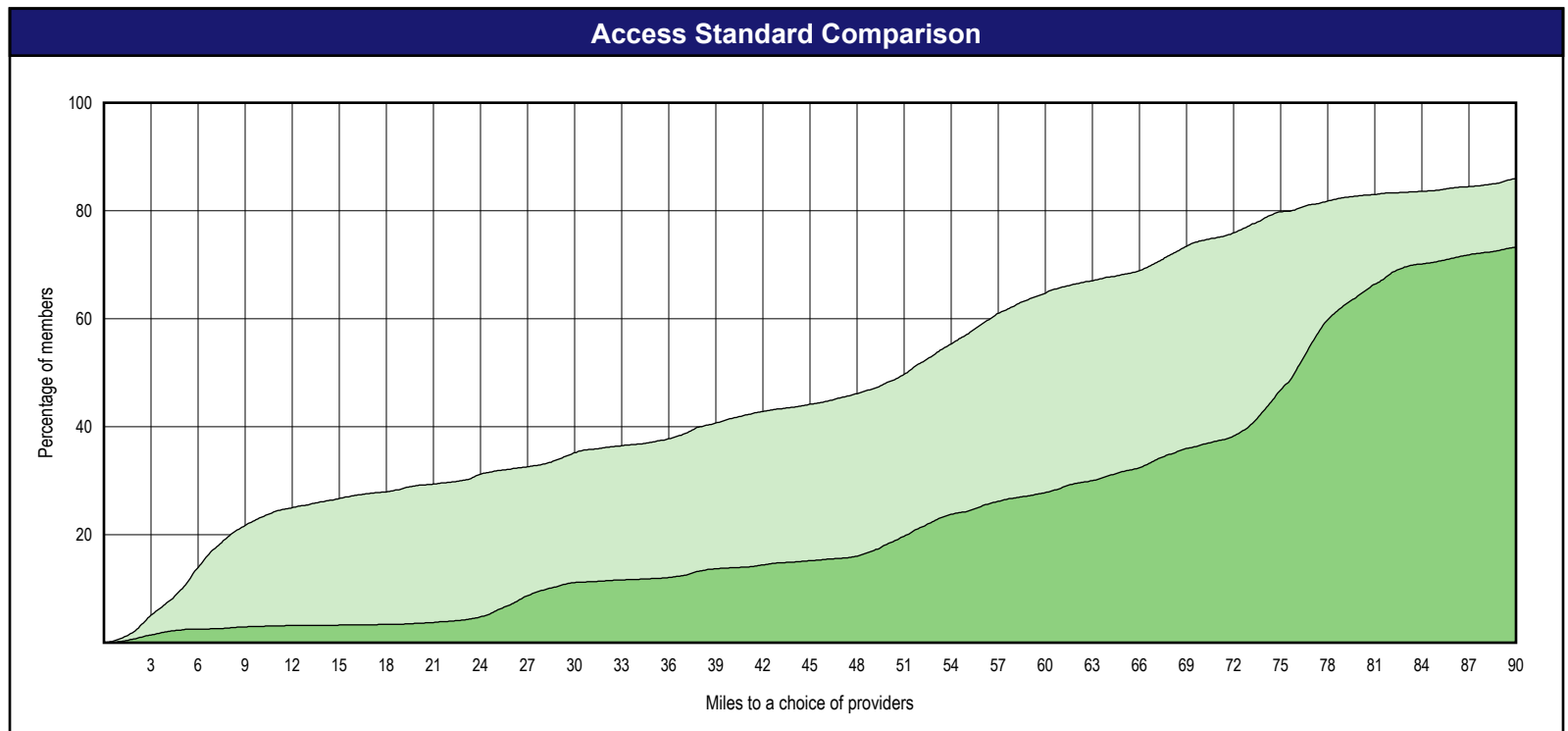
- 1st closest
- 2nd closest

<sup>1</sup> The Access Standard is defined as (DWP Members) members accessing:  
1 (DWP PROST) provider in 90 miles and 90 minutes



### Distances/Times

	Average
Distance/Time to 1st closest provider	52.3 miles 65.2 mins
Distance/Time to 2nd closest provider	81.5 miles 103.4 mins



# Access Overview 90 Miles

October 29, 2019

Access Analysis

DWP Network

Member / Provider Groups

DWP Members

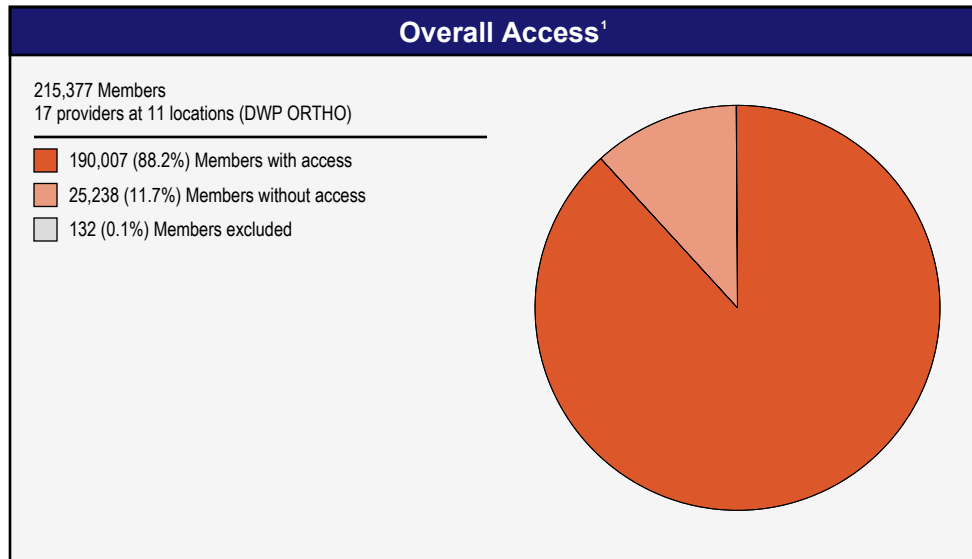
DWP ORTHO

Comparison Graph

Percent of members with access to a choice of providers over miles

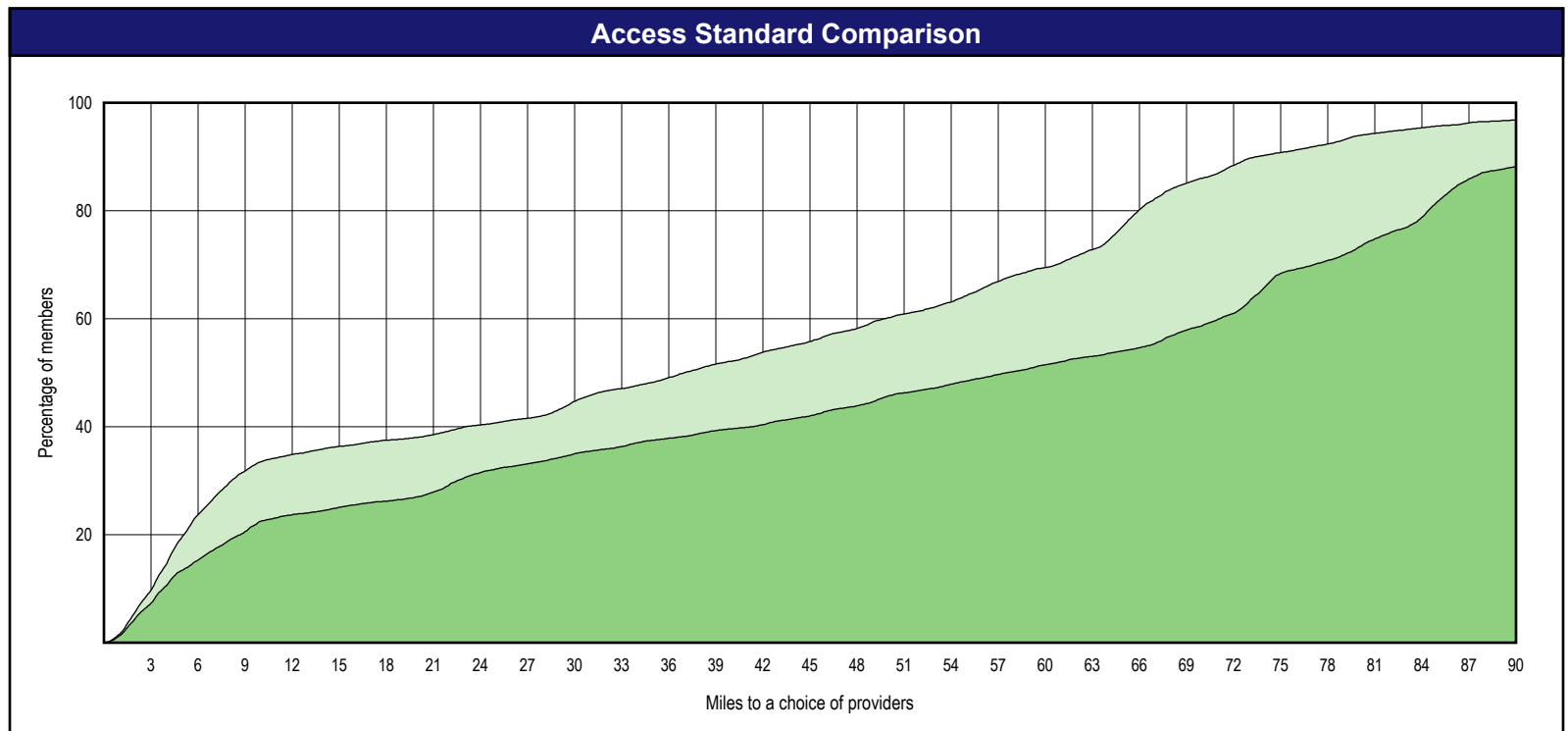
- 1st closest
- 2nd closest

<sup>1</sup> The Access Standard is defined as (DWP Members) members accessing:  
1 (DWP ORTHO) provider in 90 miles and 90 minutes



### Distances/Times

	Average
Distance/Time to 1st closest provider	39.4 miles 47.9 mins
Distance/Time to 2nd closest provider	52.9 miles 64.4 mins



# DWP GP Access Map

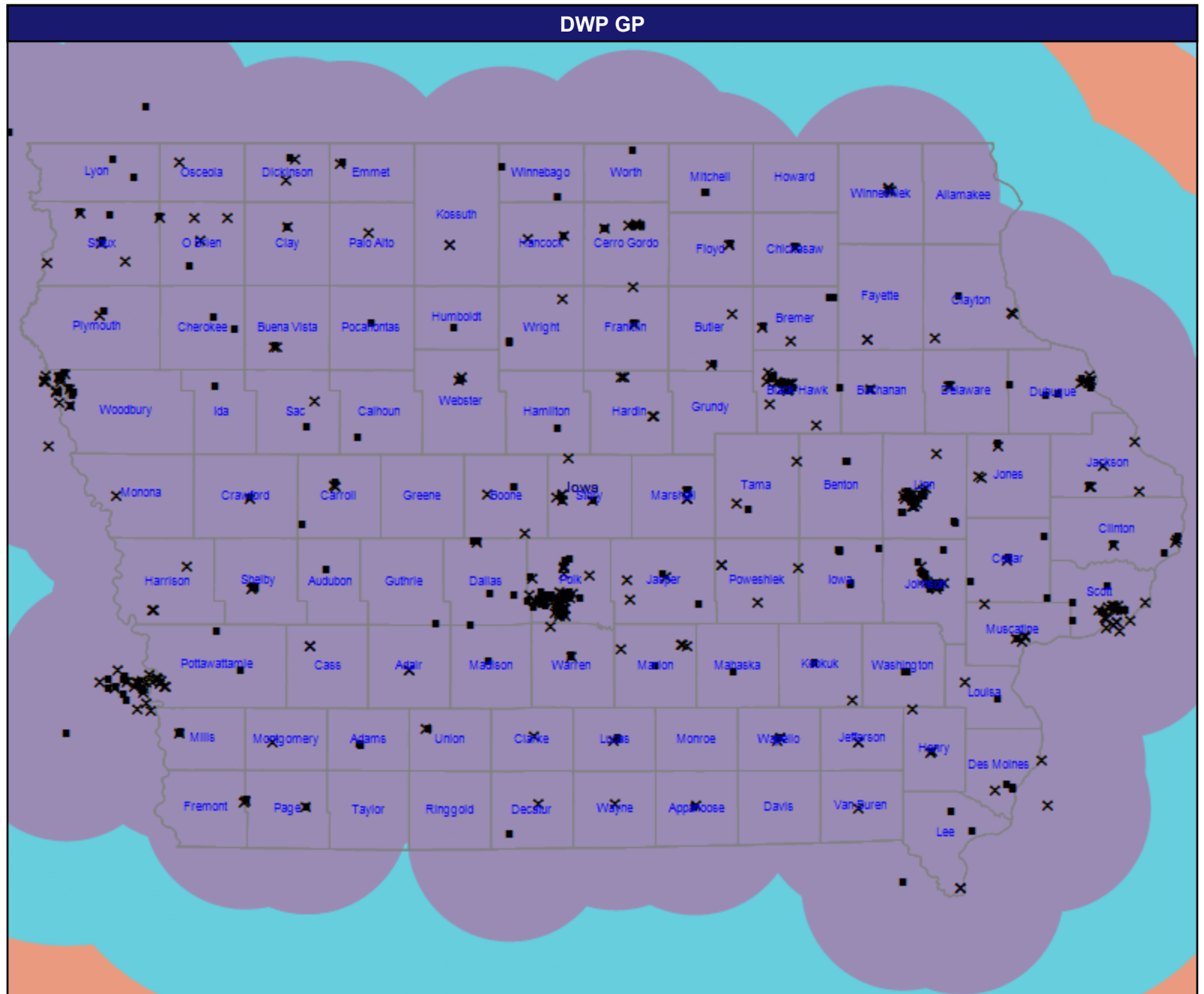
October 29, 2019

DWP GP

1,223 providers at 516 locations

- Single providers (237)
- ✕ Multiple providers (279)
- 30 mile radius
- 60 mile radius
- 90 mile radius

41.42 miles



# DWP Oral Surgeon Access Map

October 29, 2019

DWP OS

164 providers at 40 locations

- Single providers (8)
- ✕ Multiple providers (32)
- 30 mile radius
- 60 mile radius
- 90 mile radius

41.42 miles



# DWP Endodontist Access Map

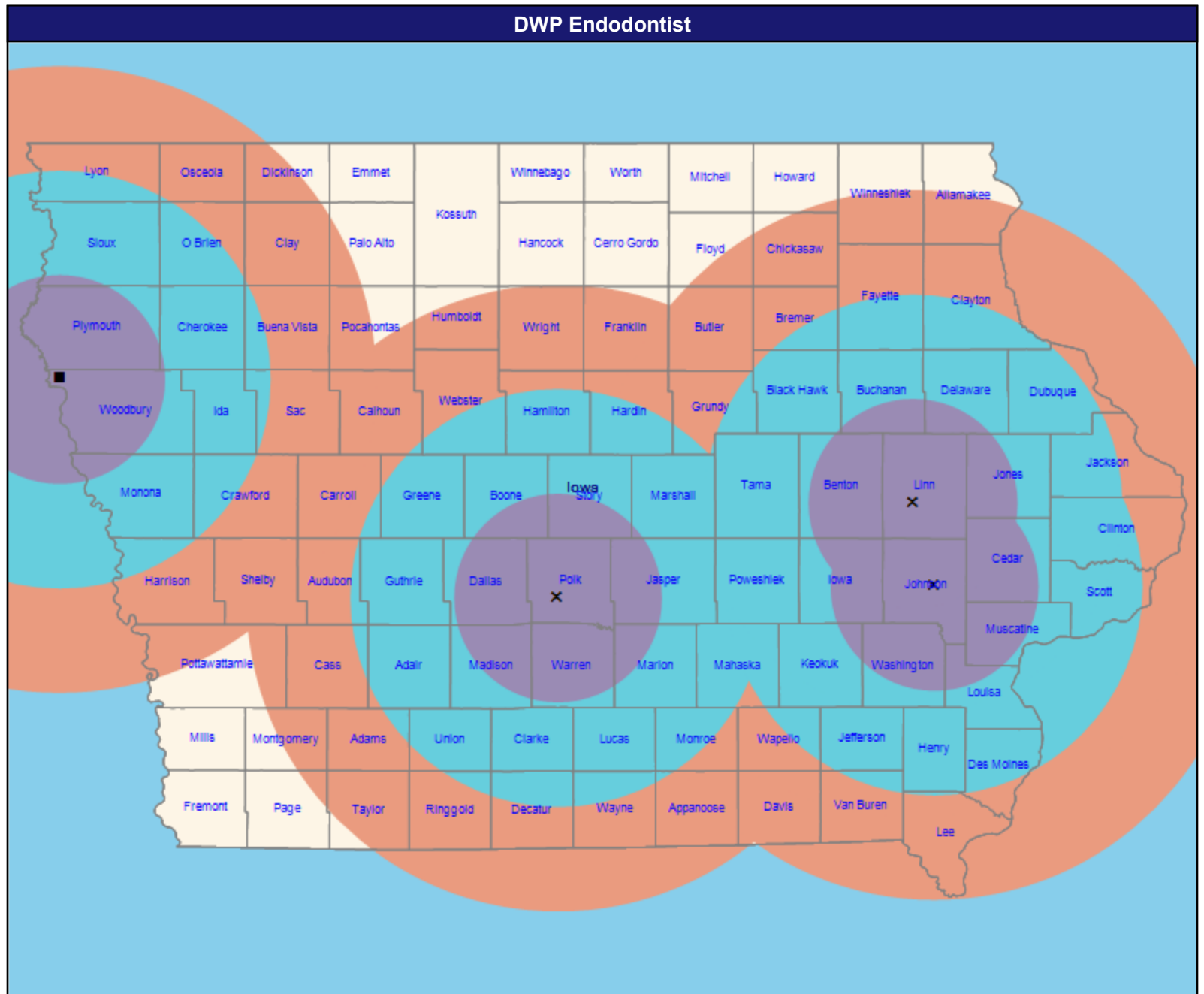
October 29, 2019

DWP ENDO

11 providers at 4 locations

- Single providers (1)
- ✕ Multiple providers (3)
- 30 mile radius
- 60 mile radius
- 90 mile radius

41.42 miles



# DWP Periodontist Access Map

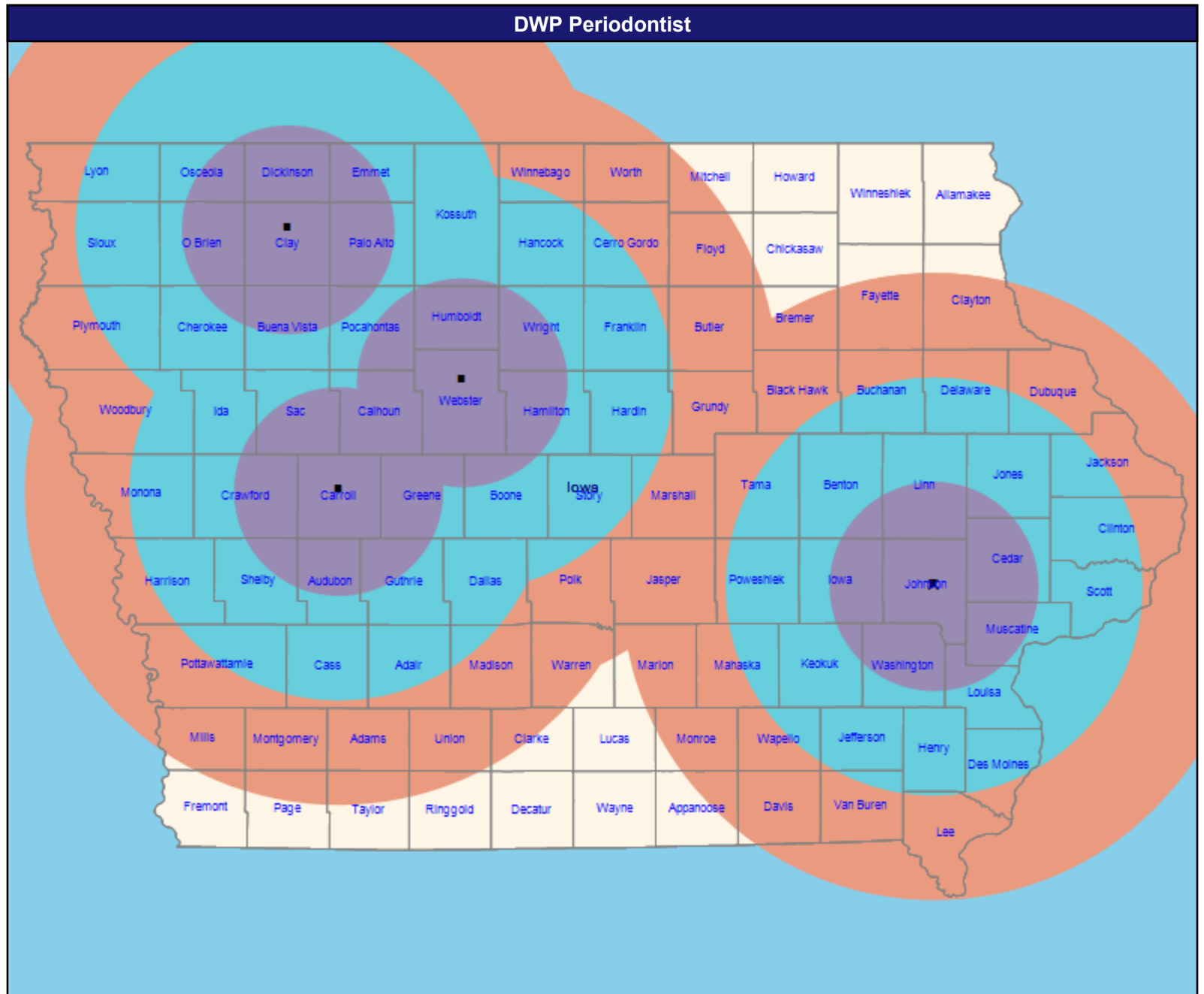
October 29, 2019

DWP PERIO

14 providers at 5 locations

- Single providers (4)
- ✕ Multiple providers (1)
- 30 mile radius
- 60 mile radius
- 90 mile radius

41.42 miles





# DWP Prosthodontist Access Map

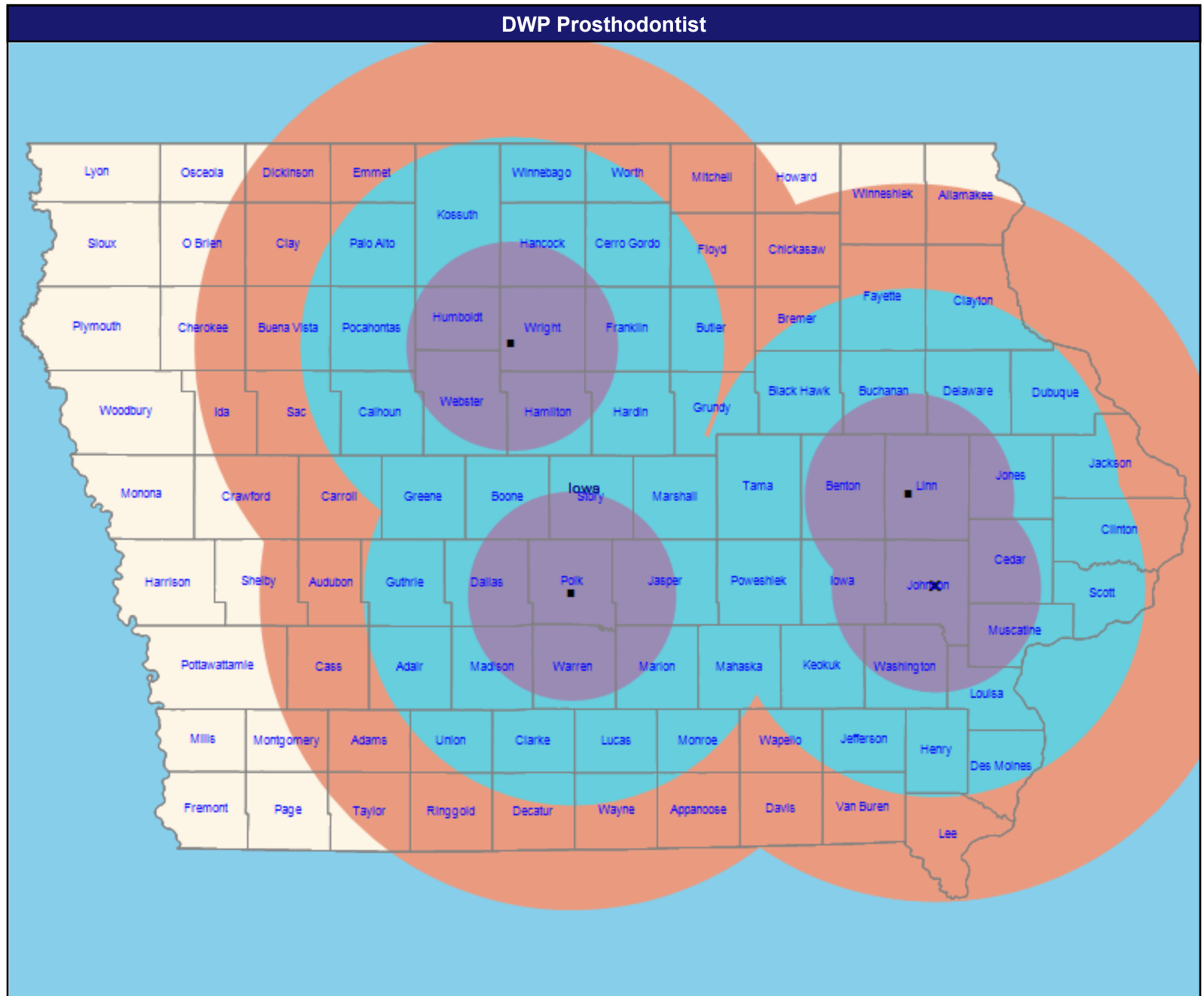
October 29, 2019

DWP PROST

20 providers at 5 locations

- Single providers (3)
- × Multiple providers (2)
- 30 mile radius
- 60 mile radius
- 90 mile radius

41.42 miles



# DWP Orthodontist Access Map

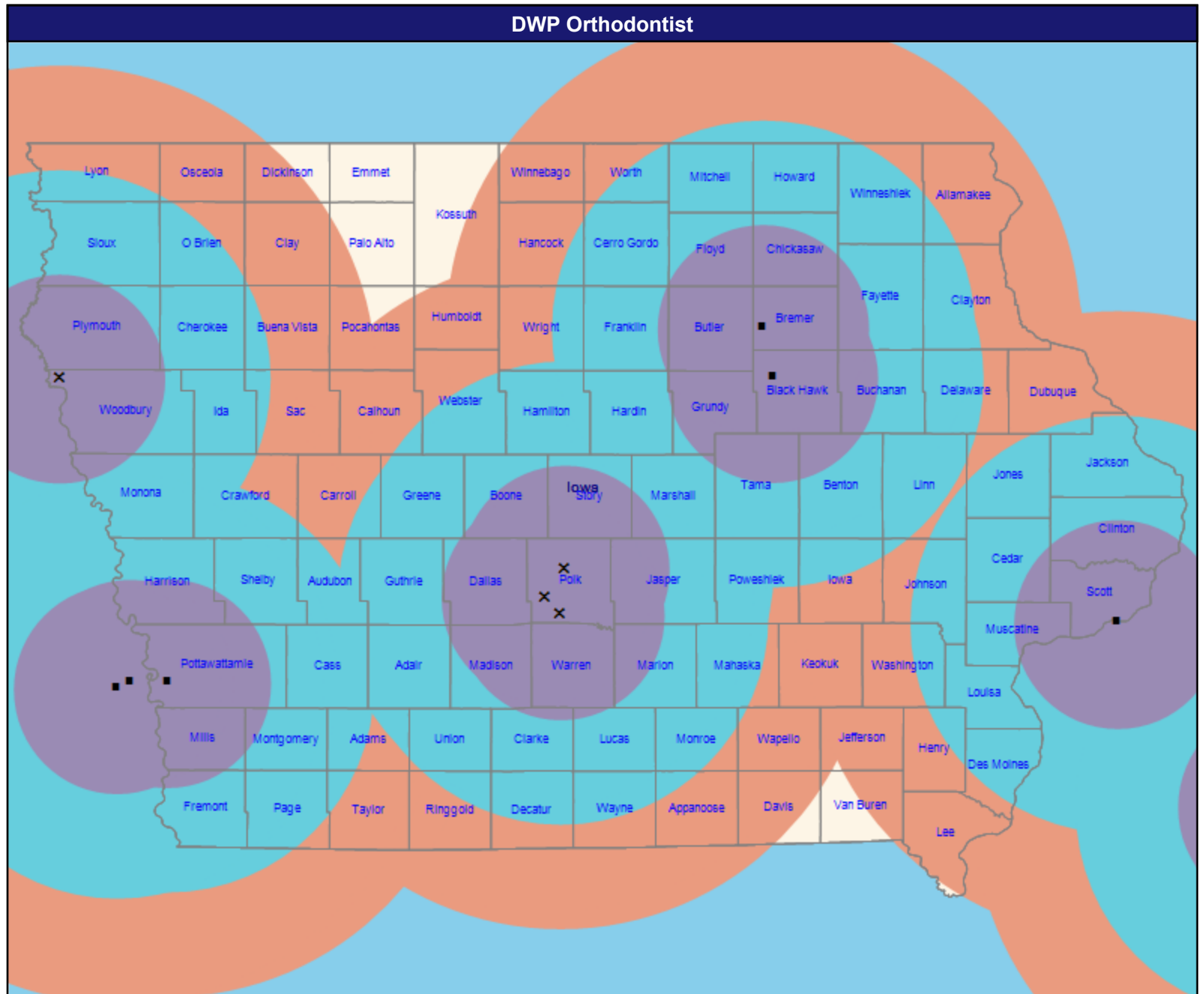
October 29, 2019

DWP ORTHO

17 providers at 11 locations

- Single providers (7)
- ✕ Multiple providers (4)
- 30 mile radius
- 60 mile radius
- 90 mile radius

41.42 miles



# Access Summary By State

October 29, 2019

Access Analysis

DWP Network

Member Group

DWP Members

Provider Group

DWP GP

DWP OS

DWP ENDO

DWP PERIO

DWP PROST

DWP ORTHO

<sup>1</sup> Provider counts represent:

P: Unique providers

L: Unique provider locations

\*\* These records have been excluded from the analysis because of invalid zip codes.

All Members												
Member		Provider		With Access		Without Access		Counts <sup>1</sup>		Average Distance		Average Time
Group	#	Group	Standard	#	%	#	%	P	L	1	2	1
DWP Members	215,245	DWP GP	1 in 30 miles and...	214,147	99.5	1,098	0.5	1,223	516	5.3	6.3	6.2
		DWP GP	1 in 60 miles and...	214,404	99.6	841	0.4	1,223	516	5.3	6.3	6.2
		DWP GP	1 in 90 miles and...	214,450	99.6	795	0.4	1,223	516	5.3	6.3	6.2
		DWP OS	1 in 30 miles and...	144,512	67.1	70,733	32.9	164	40	21.5	22.5	25.5
		DWP OS	1 in 60 miles and...	191,726	89.1	23,519	10.9	164	40	21.5	22.5	25.5
		DWP OS	1 in 90 miles and...	210,068	97.6	5,177	2.4	164	40	21.5	22.5	25.5
		DWP ENDO	1 in 30 miles and...	71,129	33.0	144,116	67.0	11	4	47.9	59.2	66.4
		DWP ENDO	1 in 60 miles and...	95,883	44.5	119,362	55.5	11	4	47.9	59.2	66.4
		DWP ENDO	1 in 90 miles and...	145,552	67.6	69,693	32.4	11	4	47.9	59.2	66.4
		DWP PERIO	1 in 30 miles and...	19,882	9.2	195,363	90.8	14	5	63.6	73.6	81.4
		DWP PERIO	1 in 60 miles and...	59,062	27.4	156,183	72.6	14	5	63.6	73.6	81.4
		DWP PERIO	1 in 90 miles and...	120,314	55.9	94,931	44.1	14	5	63.6	73.6	81.4
		DWP PROST	1 in 30 miles and...	68,805	32.0	146,440	68.0	20	5	52.3	81.5	65.2
		DWP PROST	1 in 60 miles and...	101,450	47.1	113,795	52.9	20	5	52.3	81.5	65.2
		DWP PROST	1 in 90 miles and...	156,220	72.6	59,025	27.4	20	5	52.3	81.5	65.2
		DWP ORTHO	1 in 30 miles and...	88,188	41.0	127,057	59.0	17	11	39.4	52.9	47.9
		DWP ORTHO	1 in 60 miles and...	129,986	60.4	85,259	39.6	17	11	39.4	52.9	47.9
		DWP ORTHO	1 in 90 miles and...	190,007	88.3	25,238	11.7	17	11	39.4	52.9	47.9

Key Geographic Areas										
State Name	Member	Provider		With Access		Without Access		Average Distance		Average Time
	#	Group	Standard	#	%	#	%	1	2	1
Iowa	213,882	DWP GP	1 in 60 miles and 60 mins	213,882	100.0	0	0.0	3.2	4.1	3.5
		DWP GP	1 in 90 miles and 90 mins	213,882	100.0	0	0.0	3.2	4.1	3.5
		DWP GP	1 in 30 miles and 30 mins	213,714	99.9	168	0.1	3.2	4.1	3.5
		DWP OS	1 in 90 miles and 90 mins	209,581	98.0	4,301	2.0	19.3	20.2	22.7
		DWP OS	1 in 60 miles and 60 mins	191,333	89.5	22,549	10.5	19.3	20.2	22.7
		DWP ORTHO	1 in 90 miles and 90 mins	189,616	88.7	24,266	11.3	37.2	50.7	45.1
		DWP PROST	1 in 90 miles and 90 mins	156,129	73.0	57,753	27.0	49.7	79.0	61.9
		DWP ENDO	1 in 90 miles and 90 mins	145,417	68.0	68,465	32.0	45.5	56.6	62.8
		DWP OS	1 in 30 miles and 30 mins	144,206	67.4	69,676	32.6	19.3	20.2	22.7
		DWP ORTHO	1 in 60 miles and 60 mins	129,674	60.6	84,208	39.4	37.2	50.7	45.1
		DWP PERIO	1 in 90 miles and 90 mins	120,237	56.2	93,645	43.8	61.2	71.1	78.3
		DWP PROST	1 in 60 miles and 60 mins	101,448	47.4	112,434	52.6	49.7	79.0	61.9
		DWP ENDO	1 in 60 miles and 60 mins	95,832	44.8	118,050	55.2	45.5	56.6	62.8
		DWP ORTHO	1 in 30 miles and 30 mins	87,930	41.1	125,952	58.9	37.2	50.7	45.1
		DWP ENDO	1 in 30 miles and 30 mins	71,091	33.2	142,791	66.8	45.5	56.6	62.8
		DWP PROST	1 in 30 miles and 30 mins	68,805	32.2	145,077	67.8	49.7	79.0	61.9
		DWP PERIO	1 in 60 miles and 60 mins	59,058	27.6	154,824	72.4	61.2	71.1	78.3

# Access Summary By City

October 29, 2019

Access Analysis

DWP Network

Member Group

DWP Members

Provider Group

DWP GP

DWP OS

DWP ENDO

DWP PERIO

DWP PROST

DWP ORTHO

<sup>1</sup> Provider counts represent:

P: Unique providers

L: Unique provider locations

\*\* These records have been excluded from the analysis because of invalid zip codes.

All Members												
Member		Provider		With Access		Without Access		Counts <sup>1</sup>		Average Distance		Average Time
Group	#	Group	Standard	#	%	#	%	P	L	1	2	1
DWP Members	215,245	DWP GP	1 in 30 miles and...	214,147	99.5	1,098	0.5	1,223	516	5.3	6.3	6.2
		DWP GP	1 in 60 miles and...	214,404	99.6	841	0.4	1,223	516	5.3	6.3	6.2
		DWP GP	1 in 90 miles and...	214,450	99.6	795	0.4	1,223	516	5.3	6.3	6.2
		DWP OS	1 in 30 miles and...	144,512	67.1	70,733	32.9	164	40	21.5	22.5	25.5
		DWP OS	1 in 60 miles and...	191,726	89.1	23,519	10.9	164	40	21.5	22.5	25.5
		DWP OS	1 in 90 miles and...	210,068	97.6	5,177	2.4	164	40	21.5	22.5	25.5
		DWP ENDO	1 in 30 miles and...	71,129	33.0	144,116	67.0	11	4	47.9	59.2	66.4
		DWP ENDO	1 in 60 miles and...	95,883	44.5	119,362	55.5	11	4	47.9	59.2	66.4
		DWP ENDO	1 in 90 miles and...	145,552	67.6	69,693	32.4	11	4	47.9	59.2	66.4
		DWP PERIO	1 in 30 miles and...	19,882	9.2	195,363	90.8	14	5	63.6	73.6	81.4
		DWP PERIO	1 in 60 miles and...	59,062	27.4	156,183	72.6	14	5	63.6	73.6	81.4
		DWP PERIO	1 in 90 miles and...	120,314	55.9	94,931	44.1	14	5	63.6	73.6	81.4
		DWP PROST	1 in 30 miles and...	68,805	32.0	146,440	68.0	20	5	52.3	81.5	65.2
		DWP PROST	1 in 60 miles and...	101,450	47.1	113,795	52.9	20	5	52.3	81.5	65.2
		DWP PROST	1 in 90 miles and...	156,220	72.6	59,025	27.4	20	5	52.3	81.5	65.2
		DWP ORTHO	1 in 30 miles and...	88,188	41.0	127,057	59.0	17	11	39.4	52.9	47.9
		DWP ORTHO	1 in 60 miles and...	129,986	60.4	85,259	39.6	17	11	39.4	52.9	47.9
		DWP ORTHO	1 in 90 miles and...	190,007	88.3	25,238	11.7	17	11	39.4	52.9	47.9

Key Geographic Areas											
City	Member	Provider		With Access		Without Access		Average Distance		Average Time	
	#	Group	Standard	#	%	#	%	1	2	1	
Des Moines, IA	23,685	DWP GP	1 in 30 miles and 30 mins	23,685	100.0	0	0.0	0.8	1.0	1.3	
		DWP GP	1 in 60 miles and 60 mins	23,685	100.0	0	0.0	0.8	1.0	1.3	
		DWP GP	1 in 90 miles and 90 mins	23,685	100.0	0	0.0	0.8	1.0	1.3	
		DWP OS	1 in 90 miles and 90 mins	23,685	100.0	0	0.0	2.7	3.1	4.2	
		DWP ORTHO	1 in 90 miles and 90 mins	23,684	99.9	1	0.1	4.3	4.3	6.7	
		DWP OS	1 in 60 miles and 60 mins	23,683	99.9	2	0.1	2.7	3.1	4.2	
		DWP PROST	1 in 90 miles and 90 mins	23,682	99.9	3	0.1	5.3	77.4	7.8	
		DWP ENDO	1 in 90 miles and 90 mins	23,681	99.9	4	0.1	4.2	4.2	7.4	
		DWP ORTHO	1 in 60 miles and 60 mins	23,680	99.9	5	0.1	4.3	4.3	6.7	
		DWP OS	1 in 30 miles and 30 mins	23,680	99.9	5	0.1	2.7	3.1	4.2	
		DWP PROST	1 in 60 miles and 60 mins	23,678	99.9	7	0.1	5.3	77.4	7.8	
		DWP ENDO	1 in 60 miles and 60 mins	23,677	99.9	8	0.1	4.2	4.2	7.4	
		DWP PROST	1 in 30 miles and 30 mins	23,677	99.9	8	0.1	5.3	77.4	7.8	
		DWP ENDO	1 in 30 miles and 30 mins	23,676	99.9	9	0.1	4.2	4.2	7.4	
		DWP ORTHO	1 in 30 miles and 30 mins	23,676	99.9	9	0.1	4.3	4.3	6.7	
		DWP PERIO	1 in 90 miles and 90 mins	6,581	27.8	17,104	72.2	74.1	77.1	96.7	
DWP PERIO	1 in 60 miles and 60 mins	4	0.1	23,681	99.9	74.1	77.1	96.7			