

Network Access Analysis

Dental Wellness Plan

Delta Dental of Iowa

July 29, 2019

Contents

Report Contents

Access Overview 30 Miles	3
<i>DWP Members: DWP GP, DWP Members: DWP OS, DWP Members: DWP ENDO, DWP Members: DWP PERIO, DWP Members: DWP PROST, DWP Members: DWP ORTHO</i>	
Access Overview 60 Miles	9
<i>DWP Members: DWP GP, DWP Members: DWP OS, DWP Members: DWP ENDO, DWP Members: DWP PERIO, DWP Members: DWP PROST, DWP Members: DWP ORTHO</i>	
Access Overview 90 Miles	15
<i>DWP Members: DWP GP, DWP Members: DWP OS, DWP Members: DWP ENDO, DWP Members: DWP PERIO, DWP Members: DWP PROST, DWP Members: DWP ORTHO</i>	
DWP GP Access Map	21
DWP Oral Surgeon Access Map	22
DWP Endodontist Access Map	23
DWP Periodontist Access Map	24
DWP Prosthodontist Access Map	25
DWP Orthodontist Access Map	26
Access Summary By State	27
Access Summary By City	28

Access Overview 30 Miles

July 29, 2019

Access Analysis

DWP Network

Member / Provider Groups

DWP Members

DWP GP


Comparison Graph

Percent of members with access to a choice of providers over miles

- 1st closest
- 2nd closest

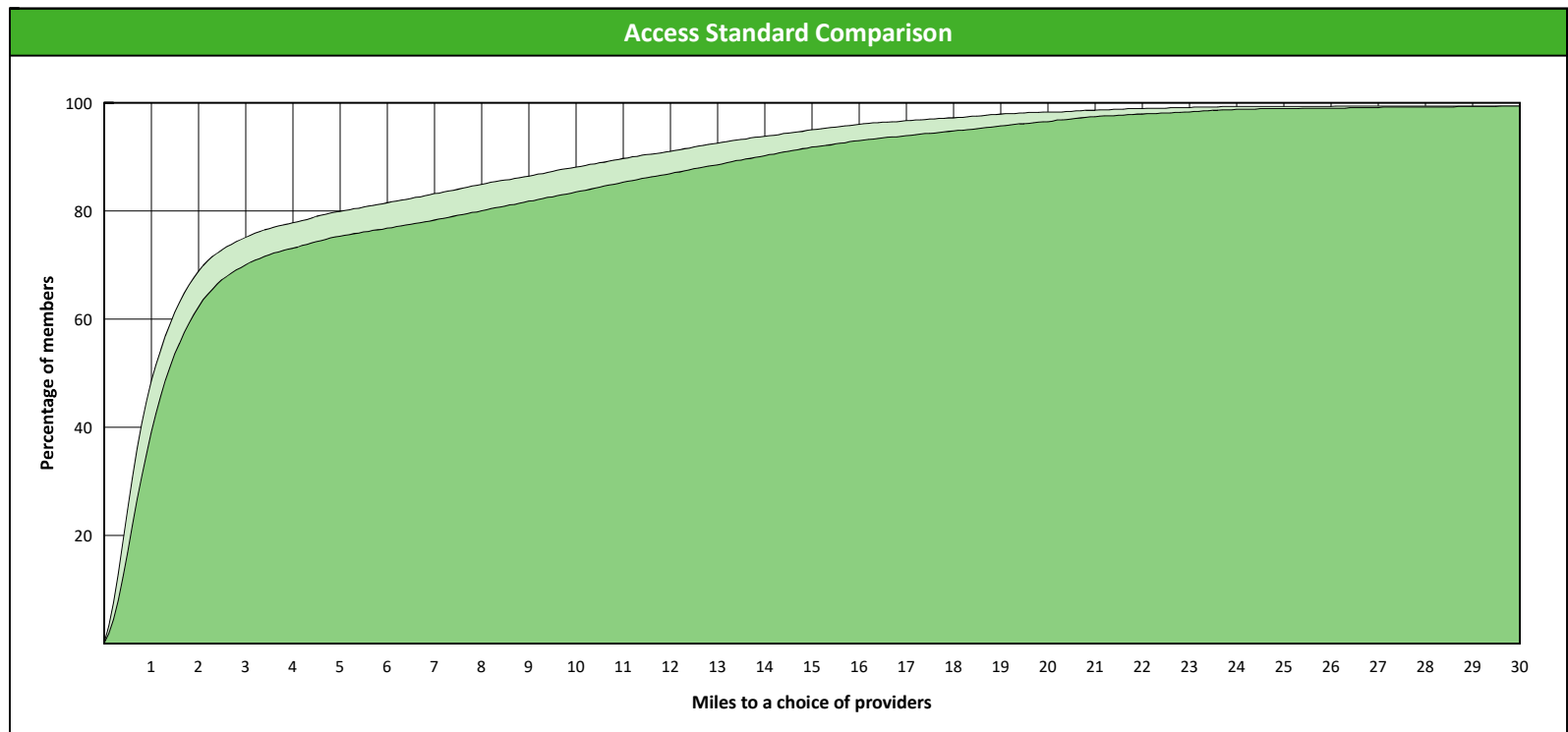
¹ The Access Standard is defined as (DWP Members) members accessing:

- 1 (DWP GP) provider in 30 miles and 30 minutes



Distances/Times

	Average
Distance/Time to 1st closest provider	5.9 miles 7.0 mins
Distance/Time to 2nd closest provider	7.0 miles 8.1 mins



Access Overview 30 Miles

July 29, 2019

Access Analysis

DWP Network

Member / Provider Groups

DWP Members

DWP OS

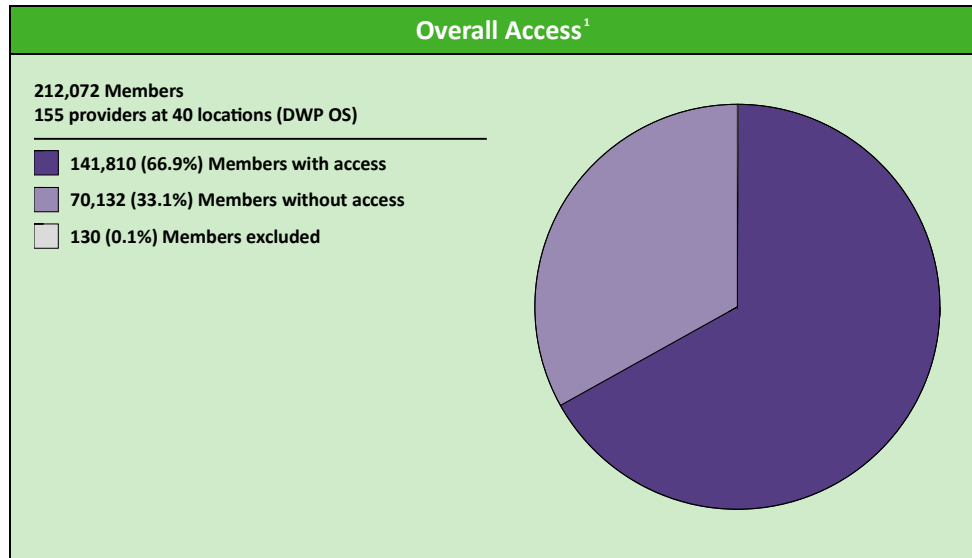
Comparison Graph

Percent of members with access to a choice of providers over miles

- 1st closest
- 2nd closest

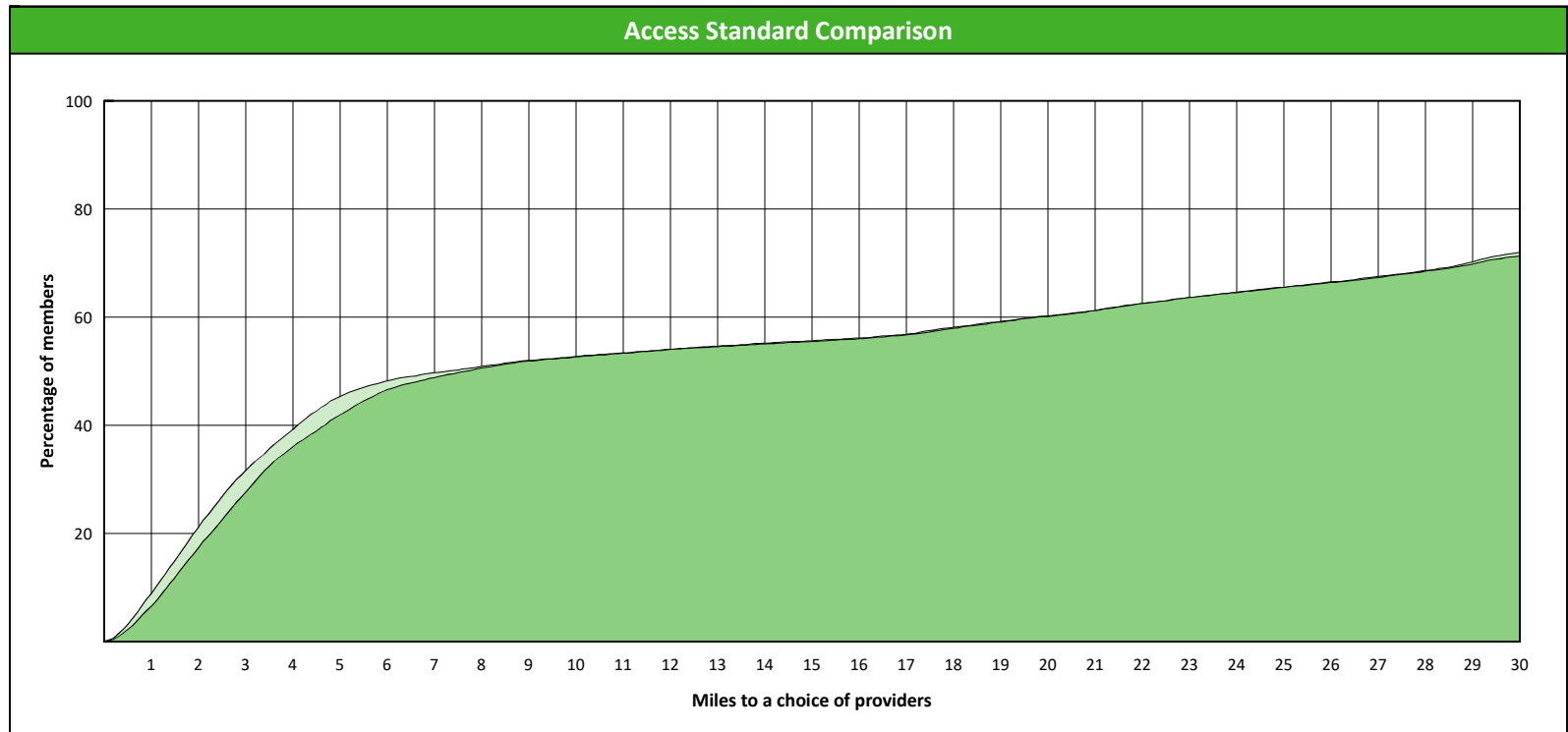
¹ The Access Standard is defined as (DWP Members) members accessing:

- 1 (DWP OS) provider in 30 miles and 30 minutes



Distances/Times

	Average
Distance/Time to 1st closest provider	22.2 miles 26.3 mins
Distance/Time to 2nd closest provider	23.2 miles 27.4 mins



Access Overview 30 Miles

July 29, 2019

Access Analysis

DWP Network

Member / Provider Groups

DWP Members


DWP ENDO

Comparison Graph

Percent of members with access to a choice of providers over miles

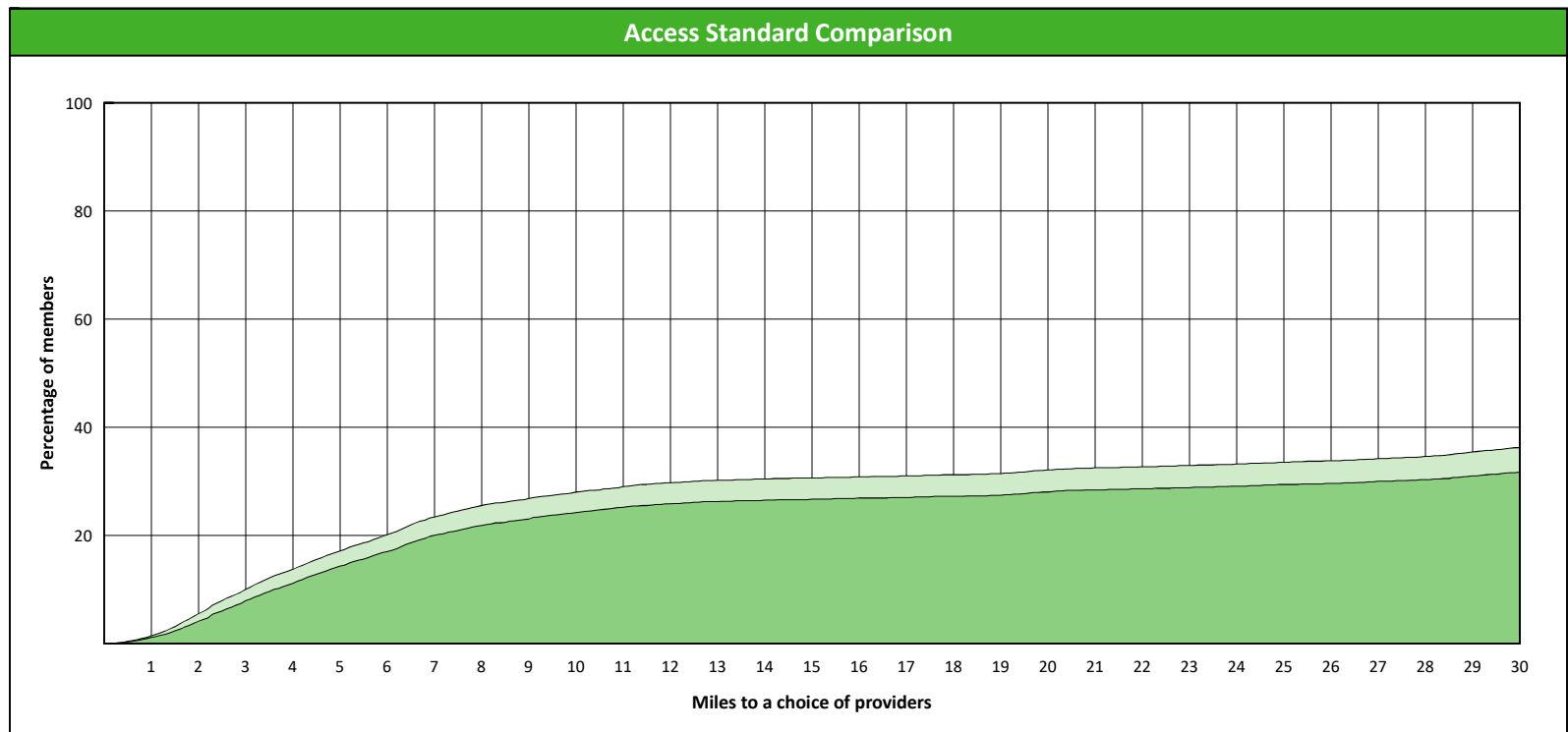
- 1st closest
- 2nd closest

¹ The Access Standard is defined as (DWP Members) members accessing:
 1 (DWP ENDO) provider in 30 miles and 30 minutes



Distances/Times

	Average
Distance/Time to 1st closest provider	48.6 miles 67.6 mins
Distance/Time to 2nd closest provider	60.0 miles 84.7 mins



Access Overview 30 Miles

July 29, 2019

Access Analysis

DWP Network

Member / Provider Groups

DWP Members

DWP PERIO


Comparison Graph

Percent of members with access to a choice of providers over miles

- 1st closest
- 2nd closest

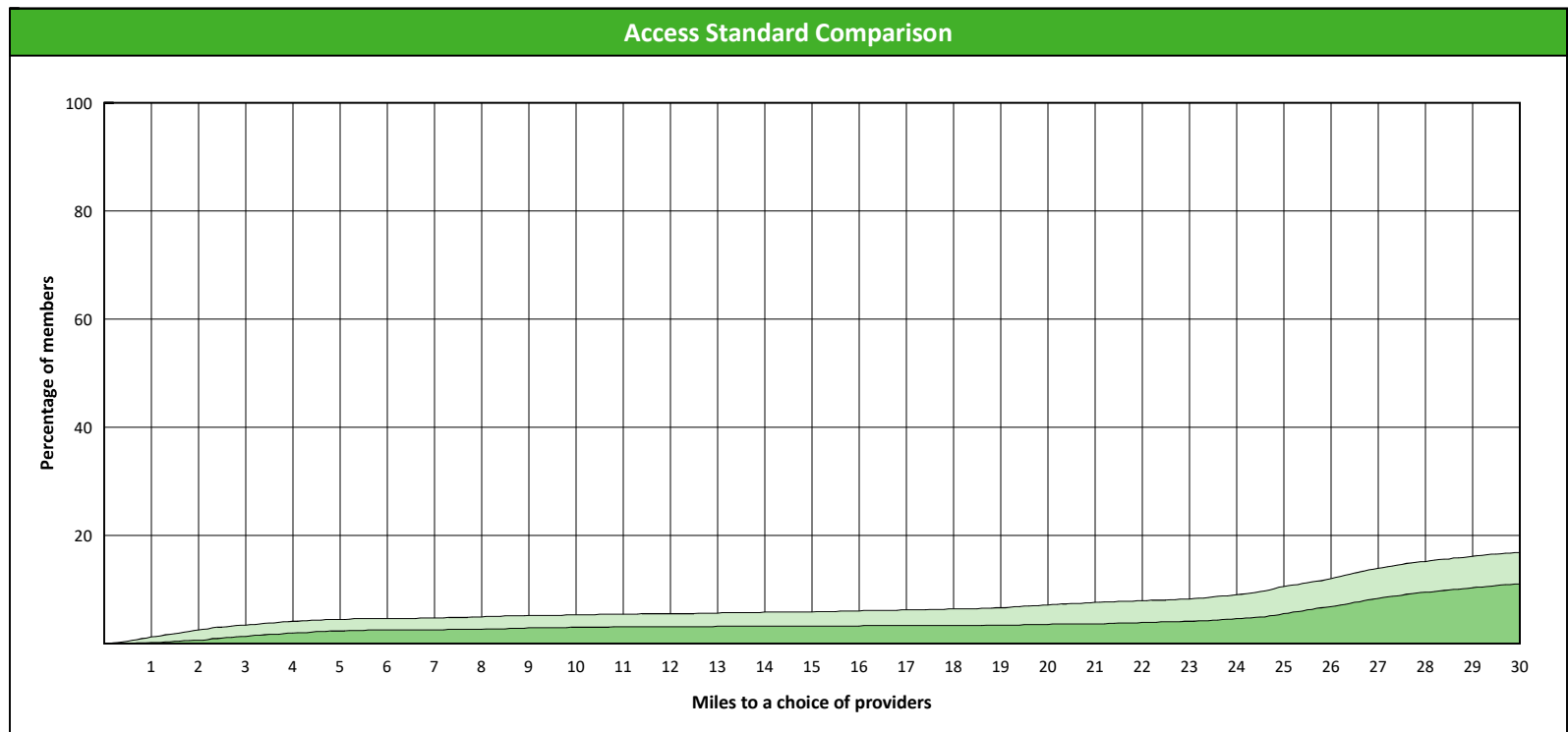
¹ The Access Standard is defined as (DWP Members) members accessing:

- 1 (DWP PERIO) provider in 30 miles and 30 minutes



Distances/Times

	Average
Distance/Time to 1st closest provider	64.3 miles 82.3 mins
Distance/Time to 2nd closest provider	74.3 miles 94.8 mins



Access Overview 30 Miles

July 29, 2019

Access Analysis

DWP Network

Member / Provider Groups

DWP Members

DWP PROST


Comparison Graph

Percent of members with access to a choice of providers over miles

- 1st closest
- 2nd closest

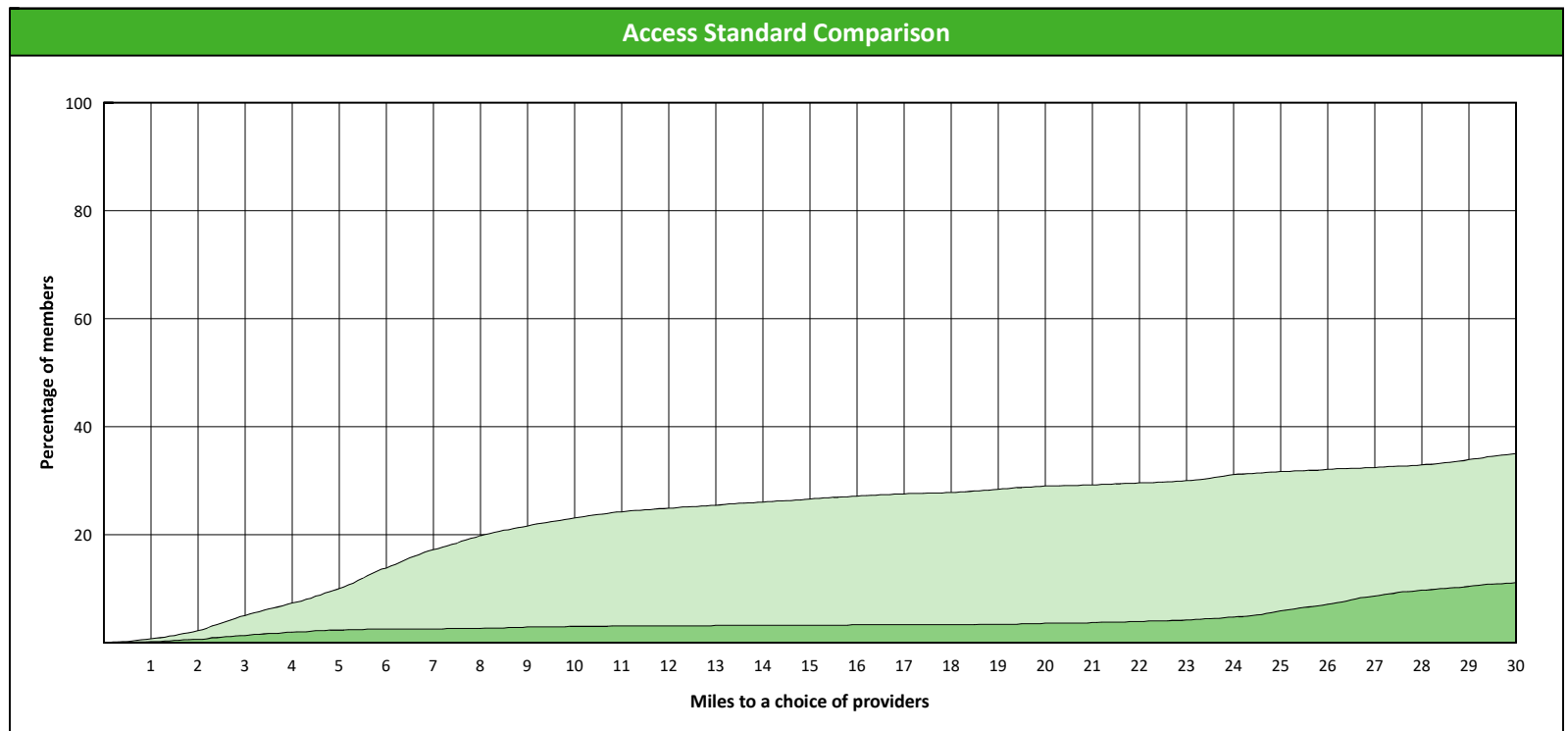
¹ The Access Standard is defined as (DWP Members) members accessing:

1 (DWP PROST) provider in 30 miles and 30 minutes



Distances/Times

	Average
Distance/Time to 1st closest provider	53.0 miles 66.2 mins
Distance/Time to 2nd closest provider	82.2 miles 104.4 mins



Access Overview 30 Miles

July 29, 2019

Access Analysis

DWP Network

Member / Provider Groups

DWP Members

DWP ORTHO


Comparison Graph

Percent of members with access to a choice of providers over miles

- 1st closest
- 2nd closest

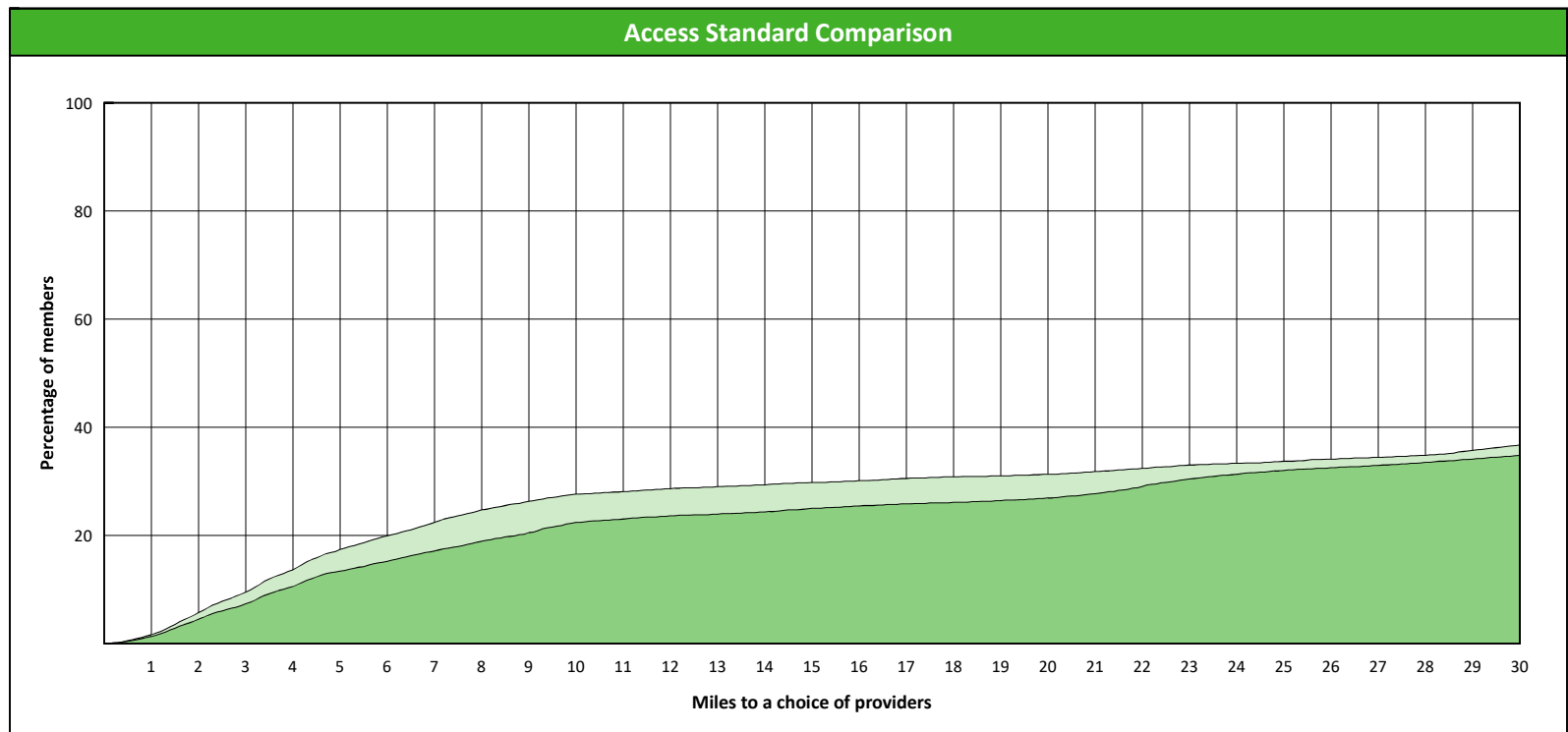
¹ The Access Standard is defined as (DWP Members) members accessing:

- 1 (DWP ORTHO) provider in 30 miles and 30 minutes



Distances/Times

	Average
Distance/Time to 1st closest provider	56.2 miles 66.1 mins
Distance/Time to 2nd closest provider	61.2 miles 72.8 mins



Access Overview 60 Miles

July 29, 2019

Access Analysis

DWP Network

Member / Provider Groups

DWP Members

DWP GP


Comparison Graph

Percent of members with access to a choice of providers over miles

- 1st closest
- 2nd closest

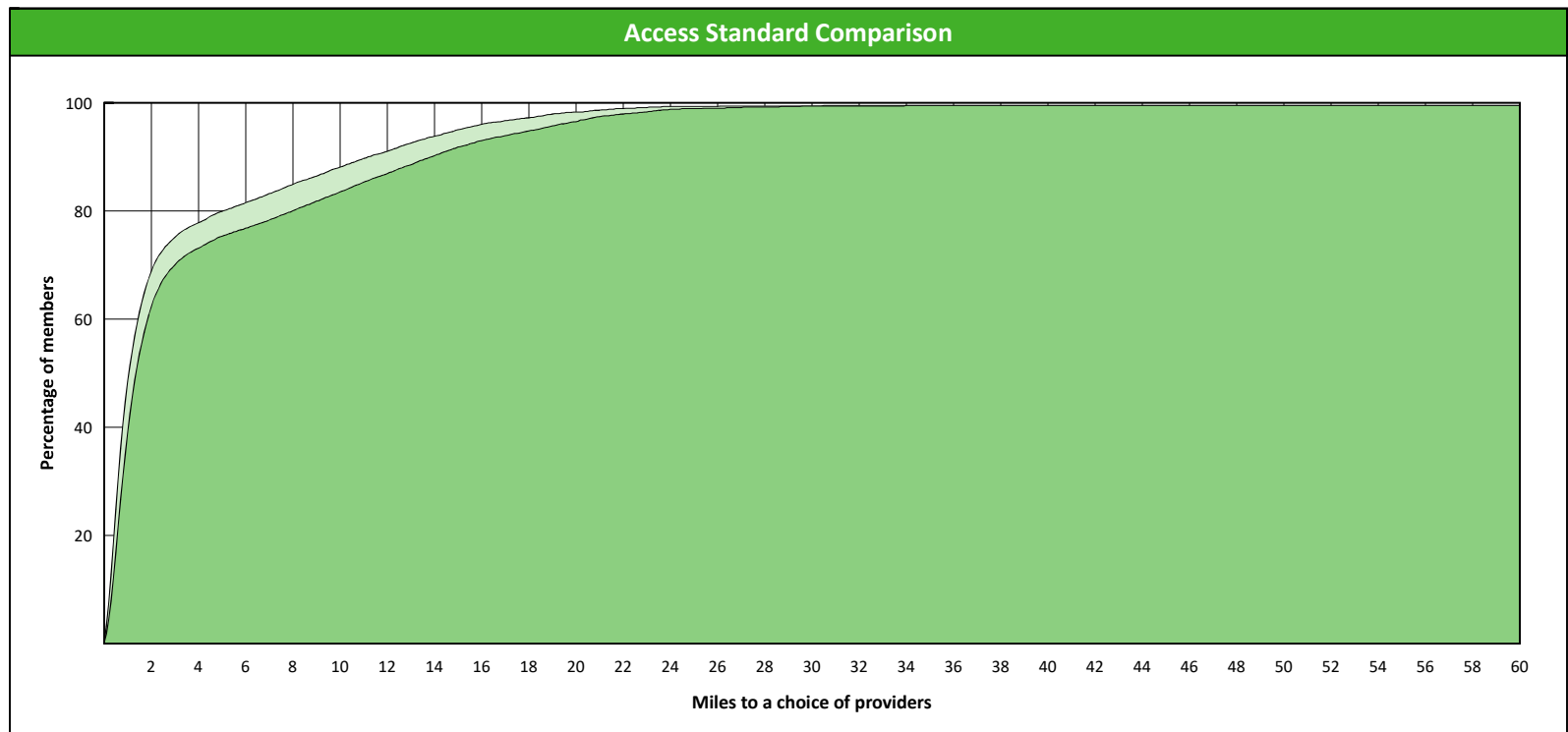
¹ The Access Standard is defined as (DWP Members) members accessing:

- 1 (DWP GP) provider in 60 miles and 60 minutes



Distances/Times

	Average
Distance/Time to 1st closest provider	5.9 miles 7.0 mins
Distance/Time to 2nd closest provider	7.0 miles 8.1 mins



Access Overview 60 Miles

July 29, 2019

Access Analysis

DWP Network

Member / Provider Groups

DWP Members

DWP OS


Comparison Graph

Percent of members with access to a choice of providers over miles

- 1st closest
- 2nd closest

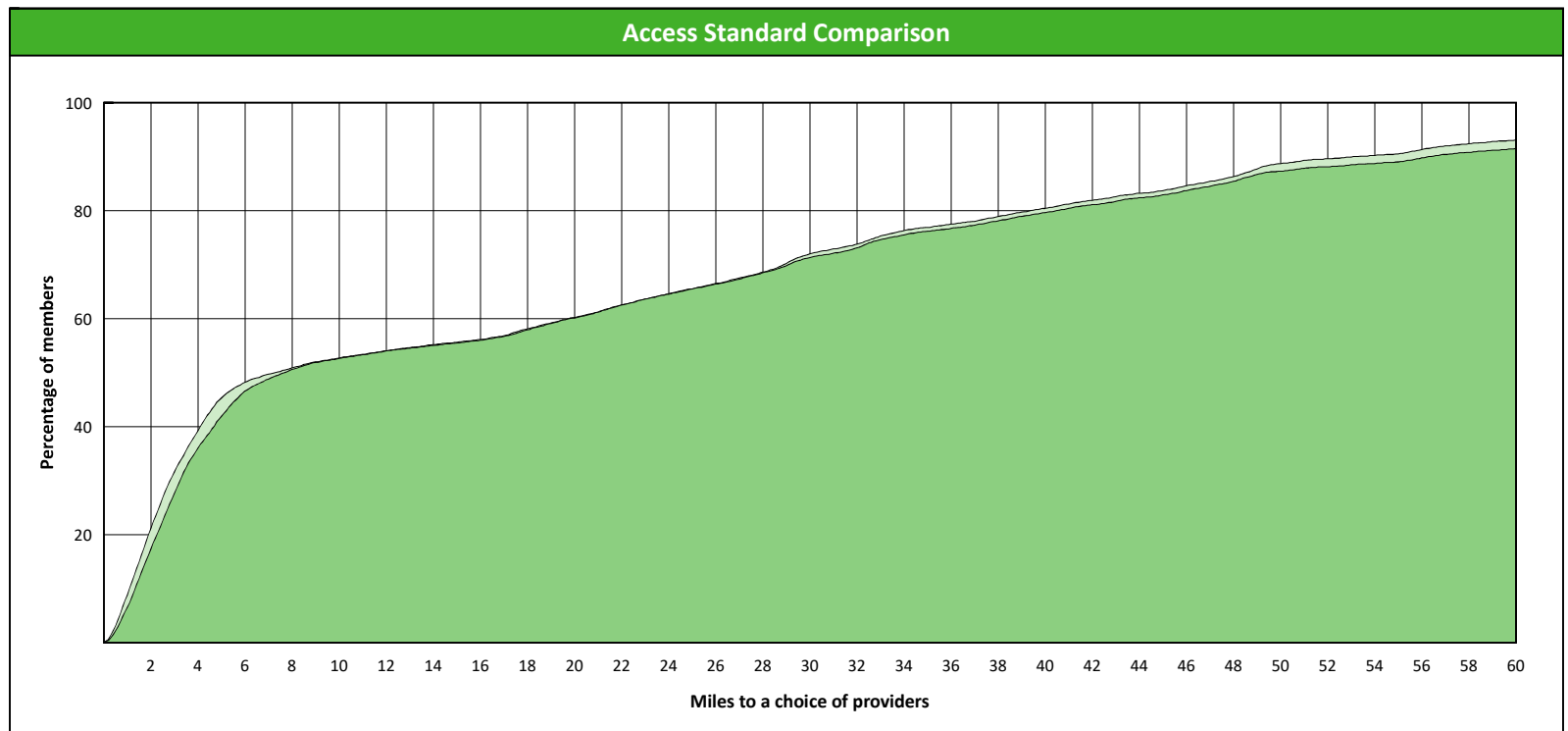
¹ The Access Standard is defined as (DWP Members) members accessing:

- 1 (DWP OS) provider in 60 miles and 60 minutes



Distances/Times

	Average
Distance/Time to 1st closest provider	22.2 miles 26.3 mins
Distance/Time to 2nd closest provider	23.2 miles 27.4 mins



Access Overview 60 Miles

July 29, 2019

Access Analysis

DWP Network

Member / Provider Groups

DWP Members

DWP ENDO


Comparison Graph

Percent of members with access to a choice of providers over miles

- 1st closest
- 2nd closest

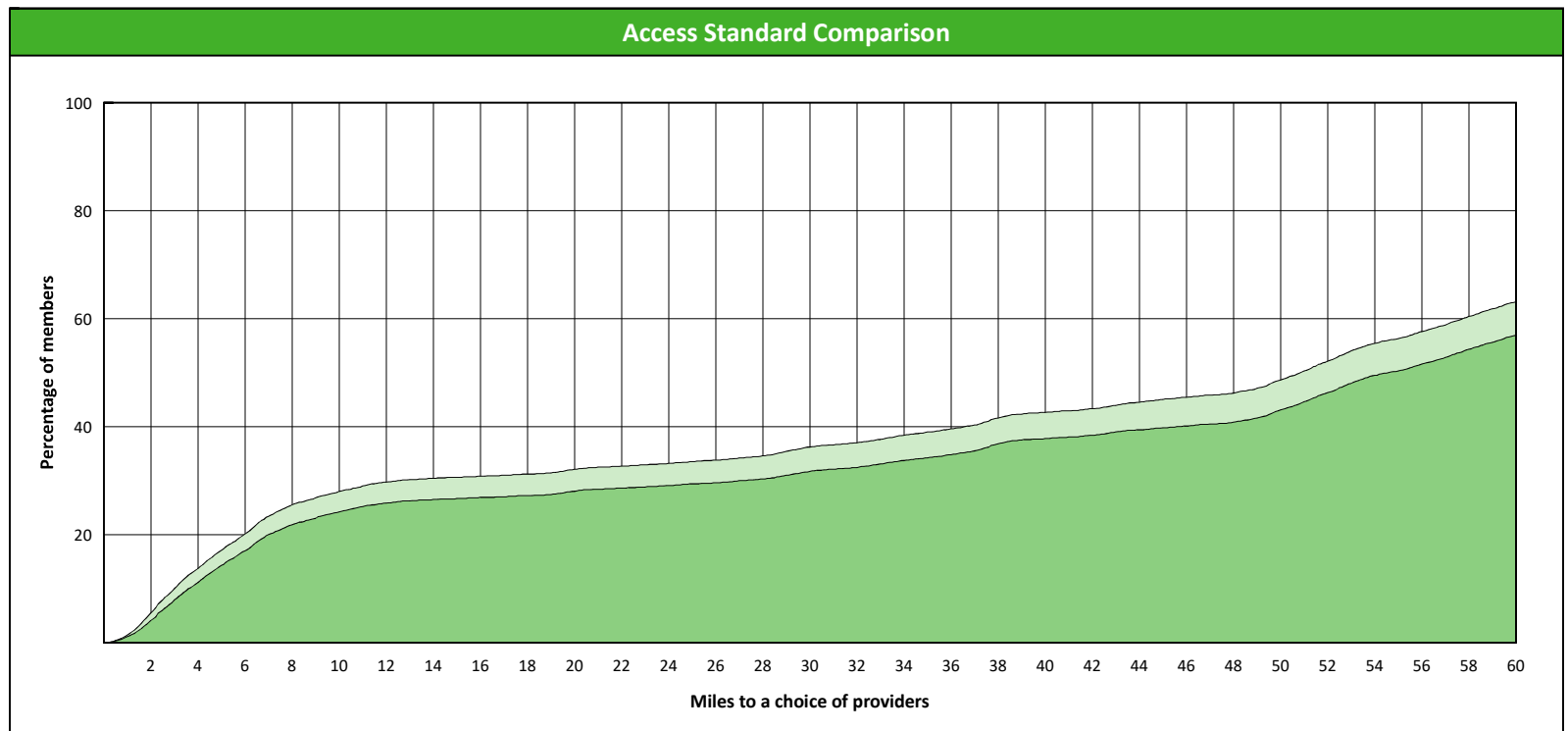
¹ The Access Standard is defined as (DWP Members) members accessing:

- 1 (DWP ENDO) provider in 60 miles and 60 minutes



Distances/Times

	Average
Distance/Time to 1st closest provider	48.6 miles 67.6 mins
Distance/Time to 2nd closest provider	60.0 miles 84.7 mins



Access Overview 60 Miles

July 29, 2019

Access Analysis

DWP Network

Member / Provider Groups

DWP Members


DWP PERIO

Comparison Graph

Percent of members with access to a choice of providers over miles

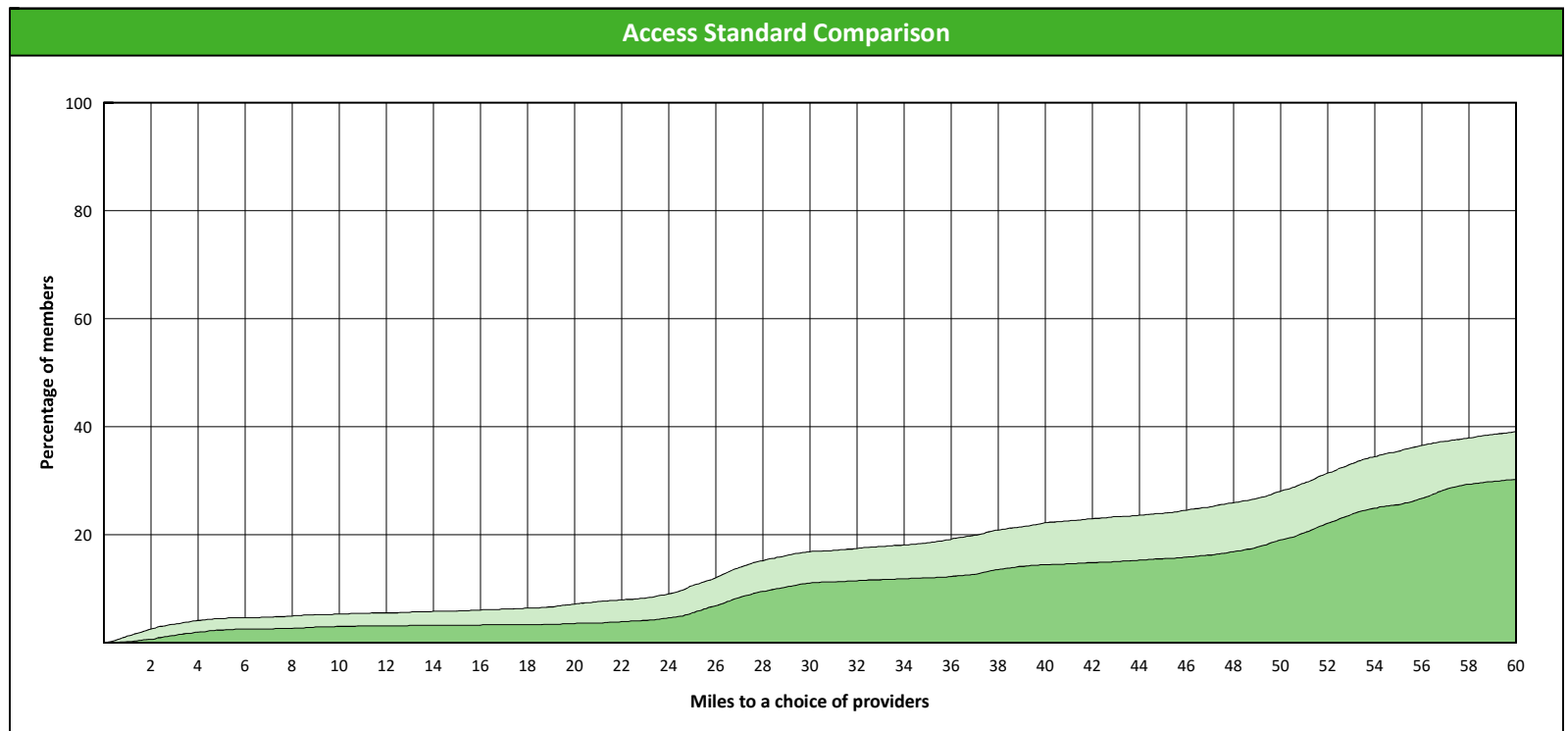
- 1st closest
- 2nd closest

¹ The Access Standard is defined as (DWP Members) members accessing:
1 (DWP PERIO) provider in 60 miles and 60 minutes



Distances/Times

	Average
Distance/Time to 1st closest provider	64.3 miles 82.3 mins
Distance/Time to 2nd closest provider	74.3 miles 94.8 mins



Access Overview 60 Miles

July 29, 2019

Access Analysis

DWP Network

Member / Provider Groups

DWP Members

DWP PROST


Comparison Graph

Percent of members with access to a choice of providers over miles

- 1st closest
- 2nd closest

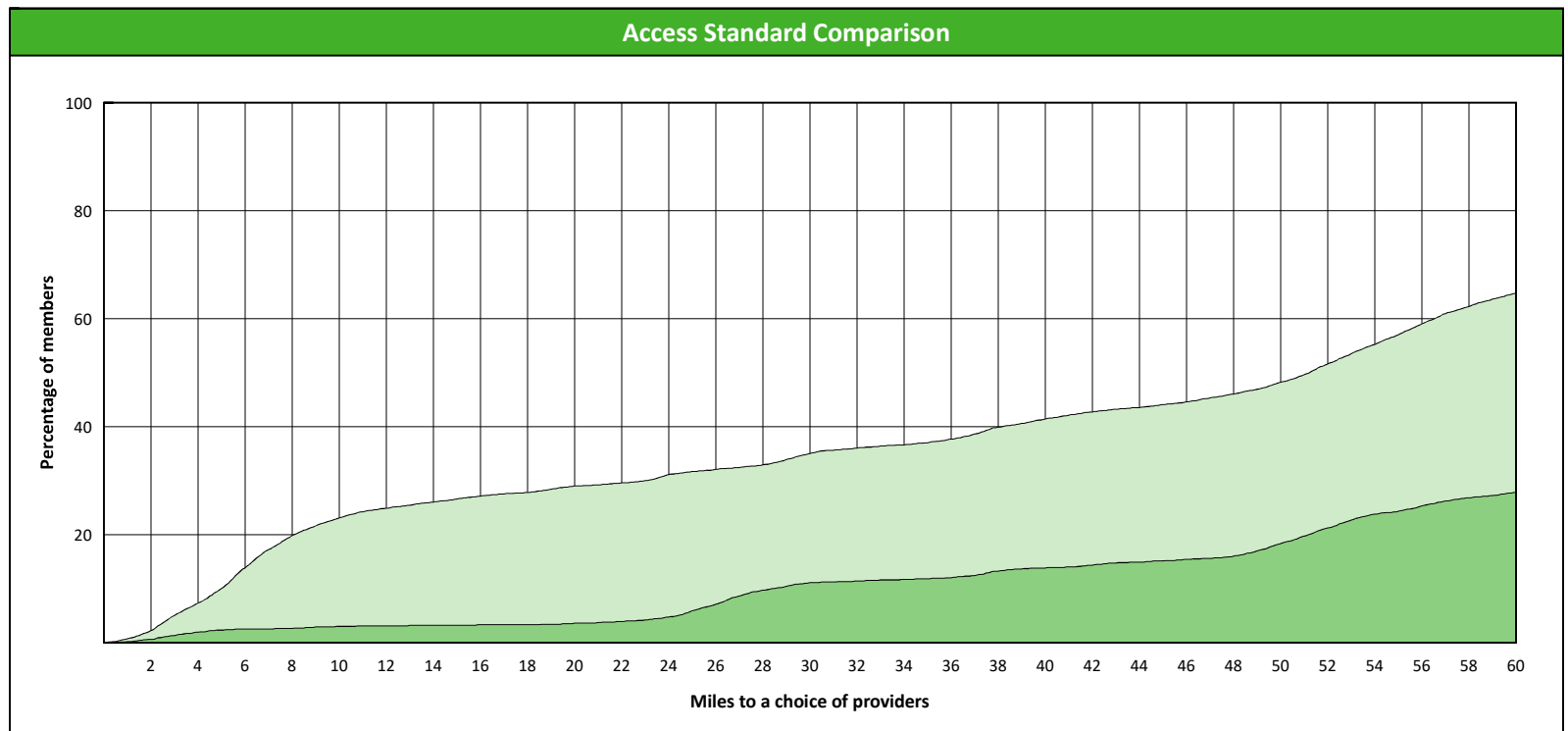
¹ The Access Standard is defined as (DWP Members) members accessing:

1 (DWP PROST) provider in 60 miles and 60 minutes



Distances/Times

	Average
Distance/Time to 1st closest provider	53.0 miles 66.2 mins
Distance/Time to 2nd closest provider	82.2 miles 104.4 mins



Access Overview 60 Miles

July 29, 2019

Access Analysis

DWP Network

Member / Provider Groups

DWP Members

DWP ORTHO


Comparison Graph

Percent of members with access to a choice of providers over miles

- 1st closest
- 2nd closest

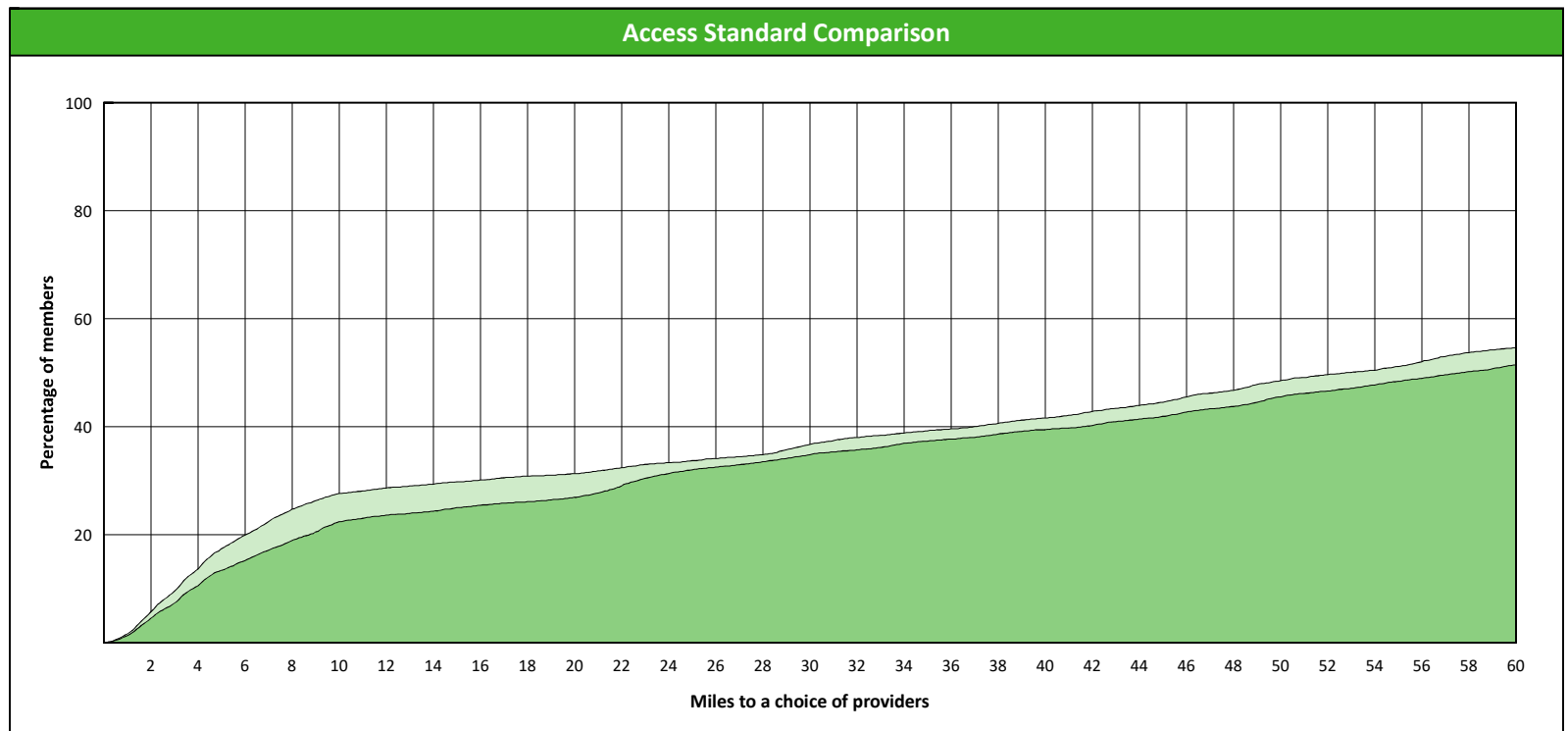
¹ The Access Standard is defined as (DWP Members) members accessing:

1 (DWP ORTHO) provider in 60 miles and 60 minutes



Distances/Times

	Average
Distance/Time to 1st closest provider	56.2 miles 66.1 mins
Distance/Time to 2nd closest provider	61.2 miles 72.8 mins



Access Overview 90 Miles

July 29, 2019

Access Analysis

DWP Network

Member / Provider Groups

DWP Members

DWP GP


Comparison Graph

Percent of members with access to a choice of providers over miles

- 1st closest
- 2nd closest

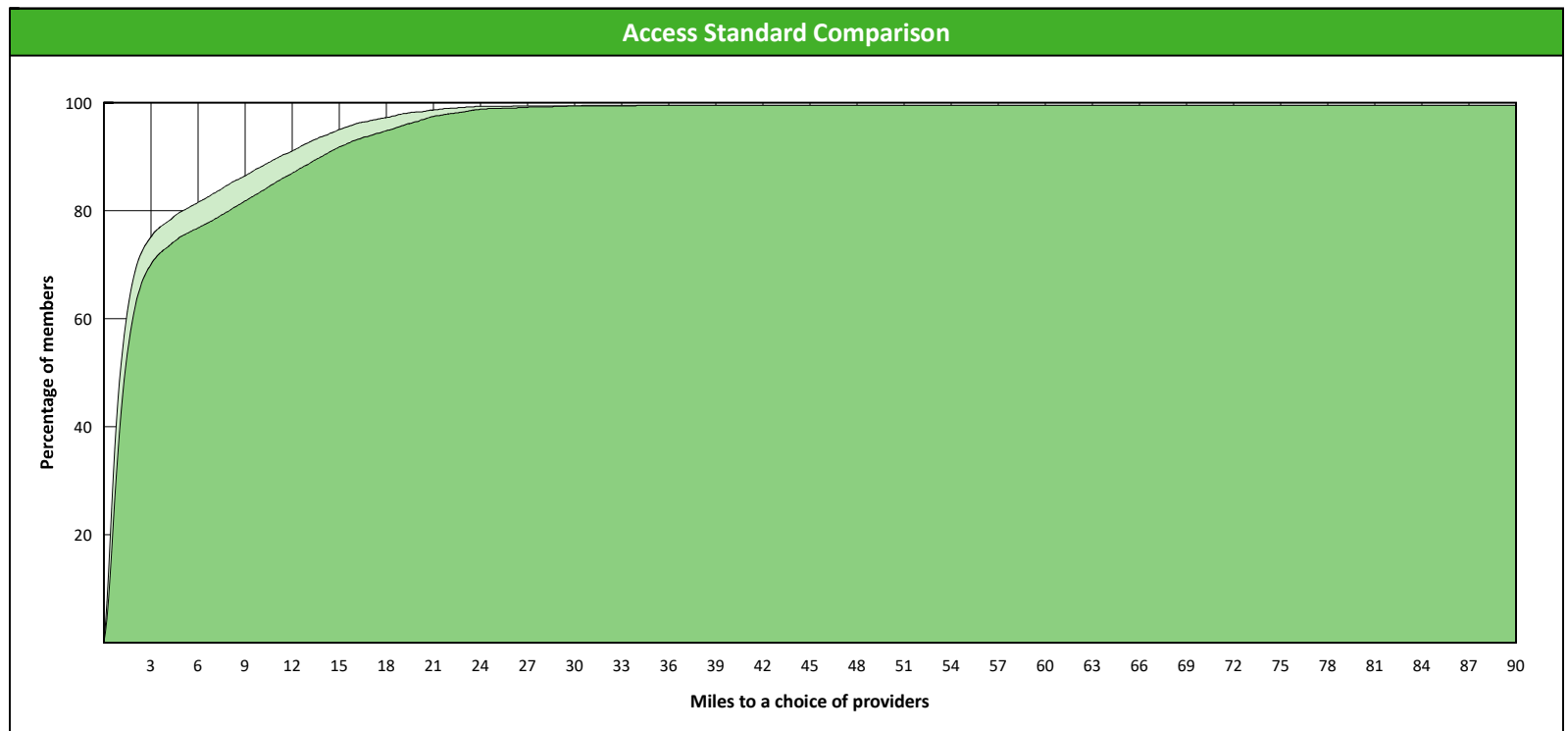
¹ The Access Standard is defined as (DWP Members) members accessing:

1 (DWP GP) provider in 90 miles and 90 minutes



Distances/Times

	Average
Distance/Time to 1st closest provider	5.9 miles 7.0 mins
Distance/Time to 2nd closest provider	7.0 miles 8.1 mins



Access Overview 90 Miles

July 29, 2019

Access Analysis

DWP Network

Member / Provider Groups

DWP Members

DWP OS


Comparison Graph

Percent of members with access to a choice of providers over miles

- 1st closest
- 2nd closest

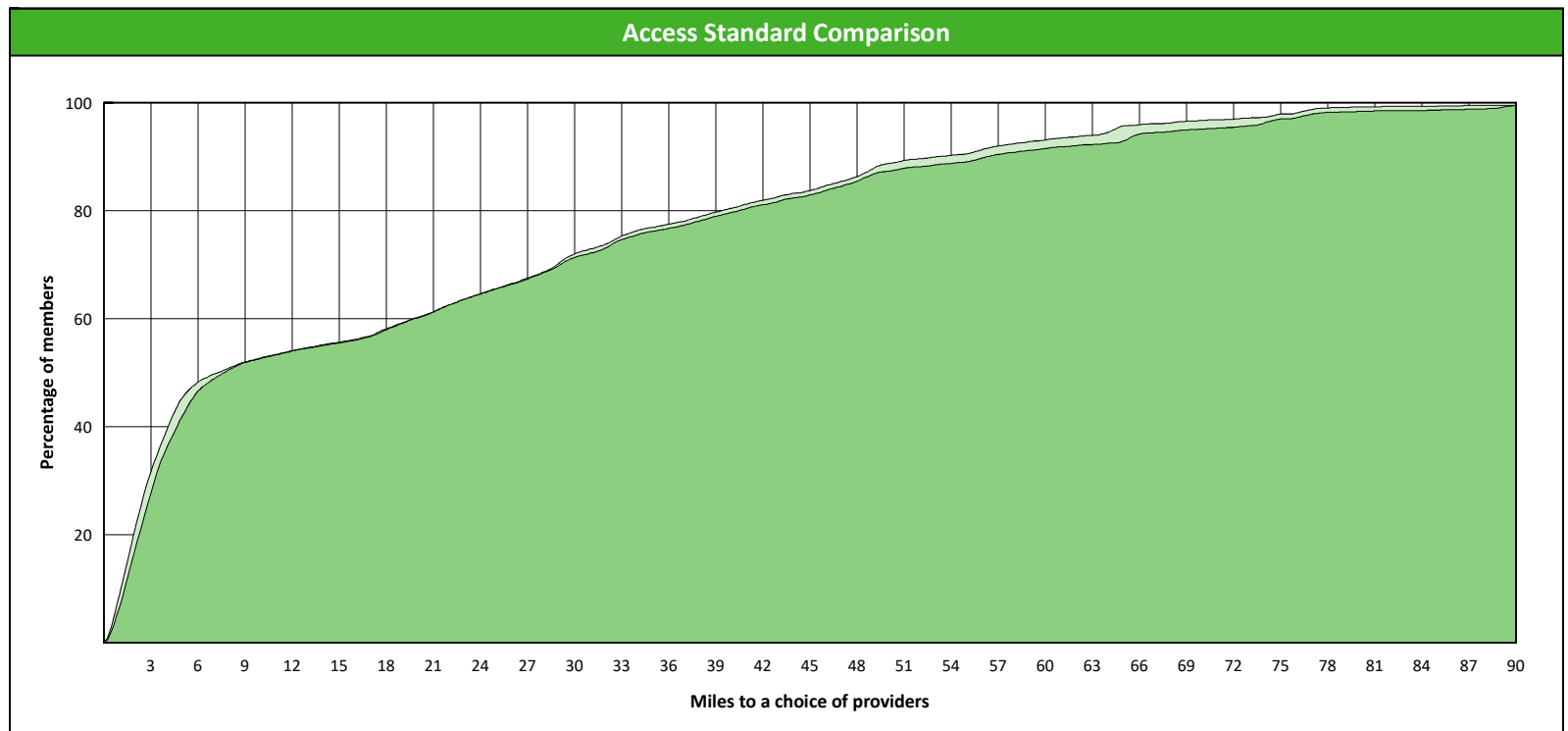
¹ The Access Standard is defined as (DWP Members) members accessing:

- 1 (DWP OS) provider in 90 miles and 90 minutes



Distances/Times

	Average
Distance/Time to 1st closest provider	22.2 miles 26.3 mins
Distance/Time to 2nd closest provider	23.2 miles 27.4 mins



Access Overview 90 Miles

July 29, 2019

Access Analysis

DWP Network

Member / Provider Groups

DWP Members

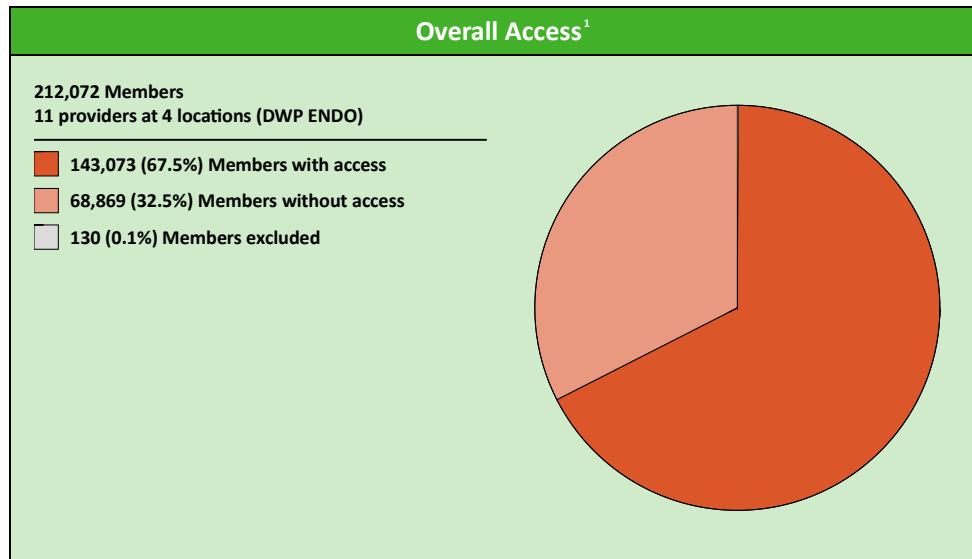
DWP ENDO

Comparison Graph

Percent of members with access to a choice of providers over miles

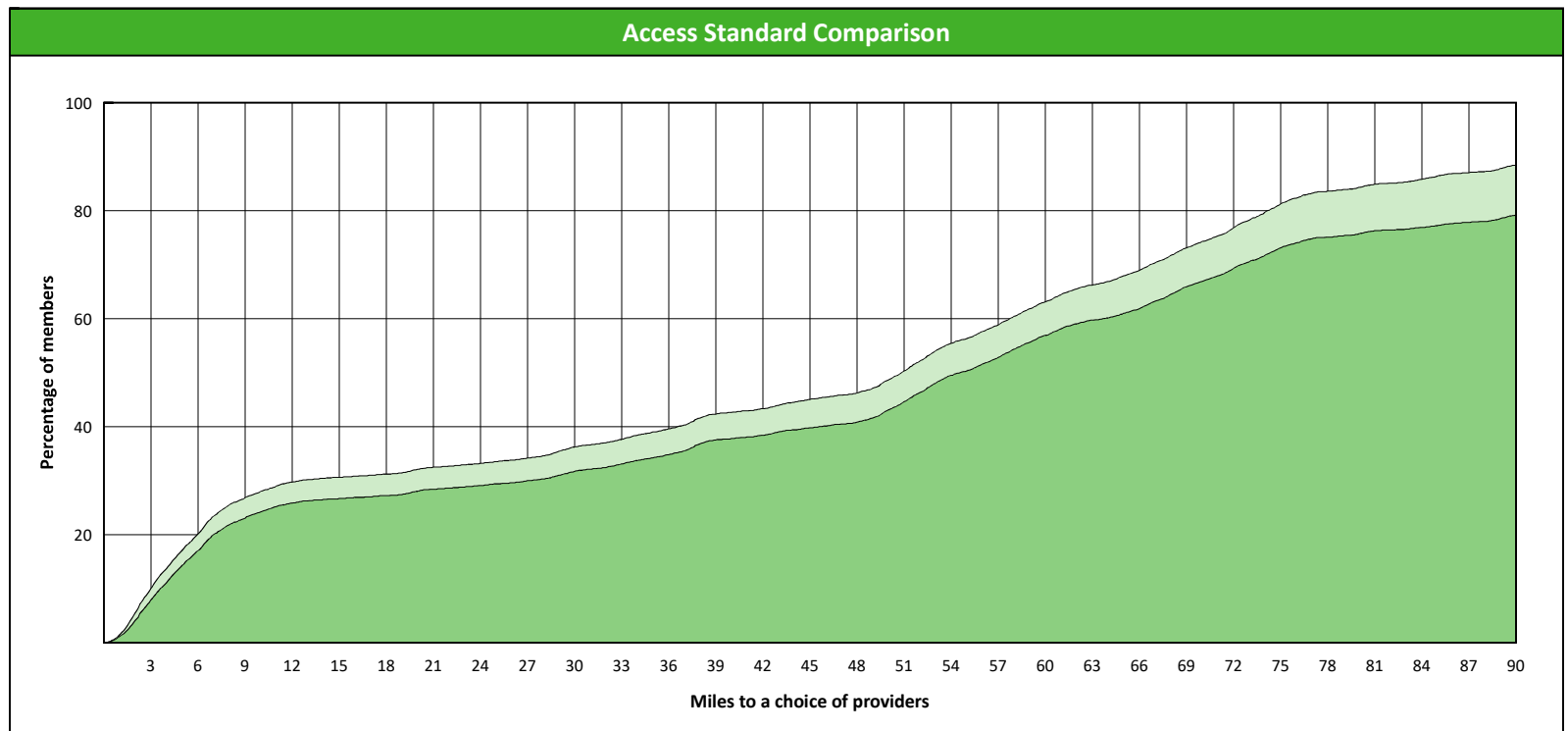
- 1st closest
- 2nd closest

¹ The Access Standard is defined as (DWP Members) members accessing:
1 (DWP ENDO) provider in 90 miles and 90 minutes



Distances/Times

	Average
Distance/Time to 1st closest provider	48.6 miles 67.6 mins
Distance/Time to 2nd closest provider	60.0 miles 84.7 mins



Access Overview 90 Miles

July 29, 2019

Access Analysis

DWP Network

Member / Provider Groups

DWP Members

DWP PERIO

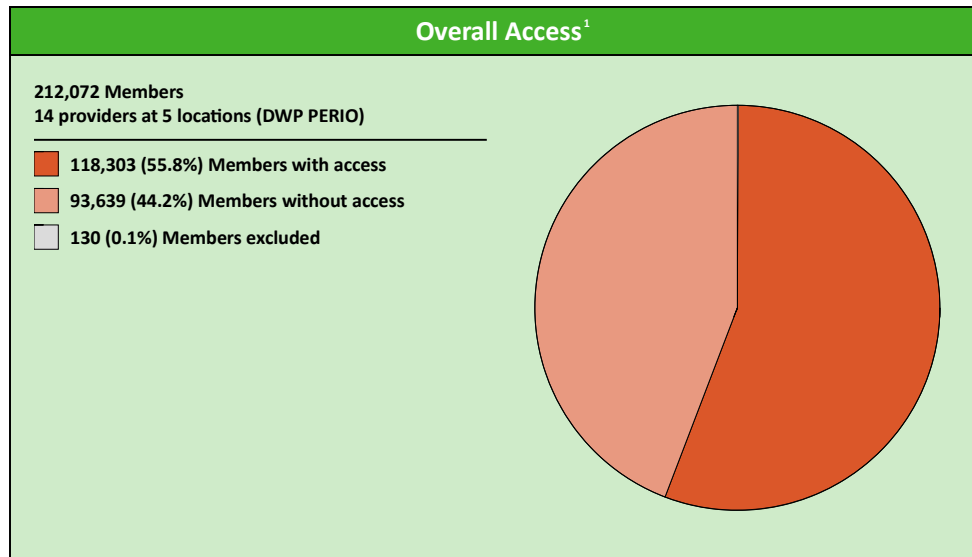
Comparison Graph

Percent of members with access to a choice of providers over miles

- 1st closest
- 2nd closest

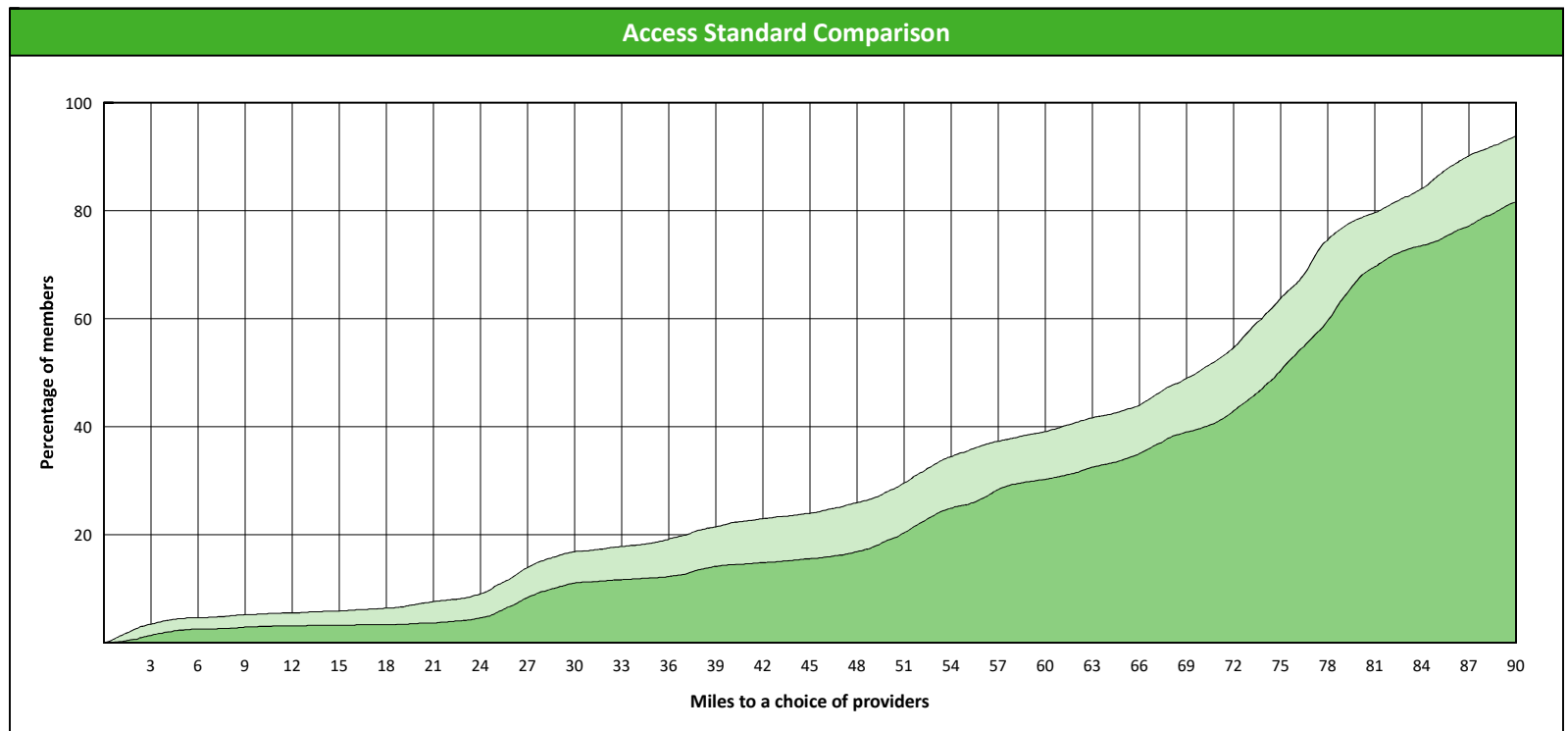
¹ The Access Standard is defined as (DWP Members) members accessing:

- 1 (DWP PERIO) provider in 90 miles and 90 minutes



Distances/Times

	Average
Distance/Time to 1st closest provider	64.3 miles 82.3 mins
Distance/Time to 2nd closest provider	74.3 miles 94.8 mins



Access Overview 90 Miles

July 29, 2019

Access Analysis

DWP Network

Member / Provider Groups

DWP Members

DWP PROST

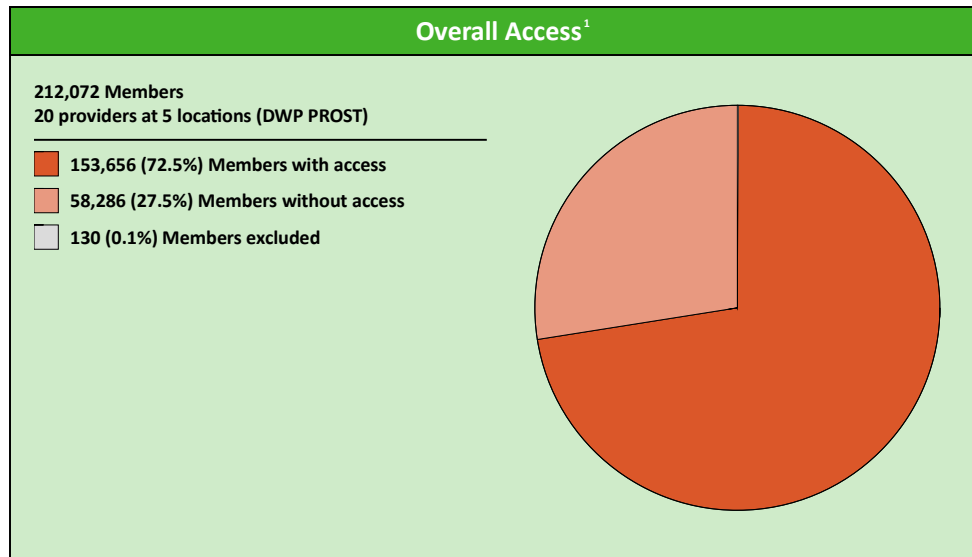
Comparison Graph

Percent of members with access to a choice of providers over miles

- 1st closest
- 2nd closest

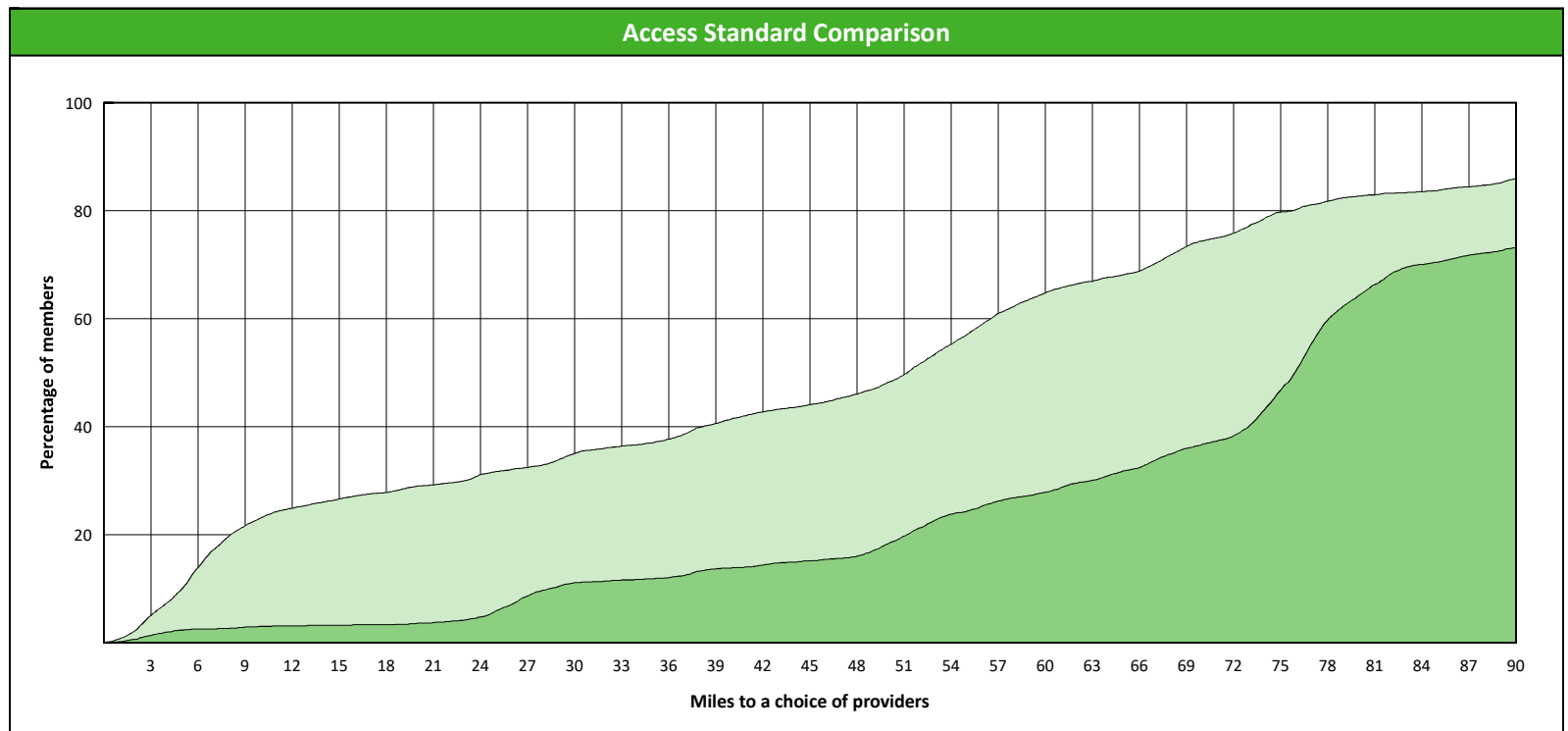
¹ The Access Standard is defined as (DWP Members) members accessing:

1 (DWP PROST) provider in 90 miles and 90 minutes



Distances/Times

	Average
Distance/Time to 1st closest provider	53.0 miles 66.2 mins
Distance/Time to 2nd closest provider	82.2 miles 104.4 mins



Access Overview 90 Miles

July 29, 2019

Access Analysis

DWP Network

Member / Provider Groups

DWP Members

DWP ORTHO


Comparison Graph

Percent of members with access to a choice of providers over miles

- 1st closest
- 2nd closest

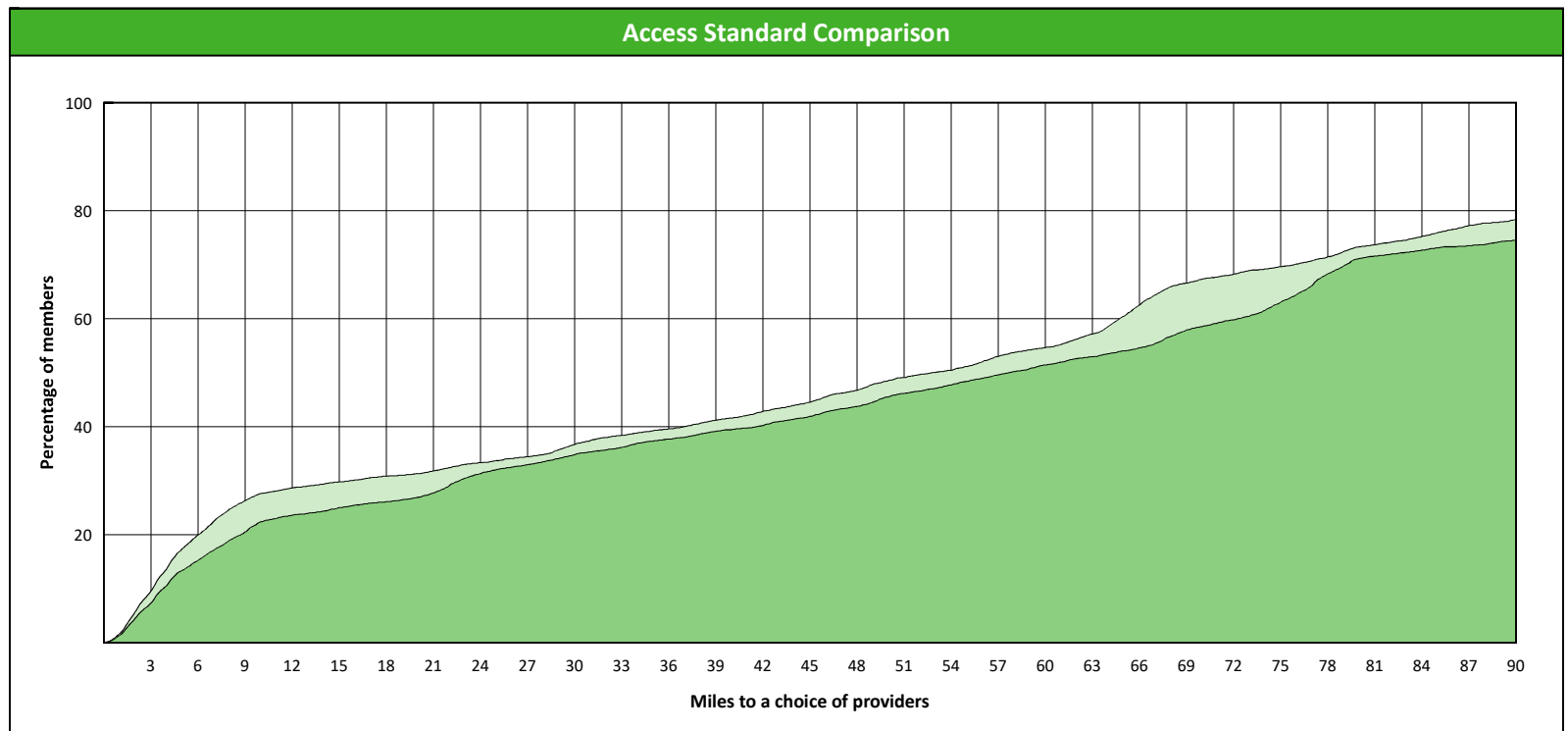
¹ The Access Standard is defined as (DWP Members) members accessing:

1 (DWP ORTHO) provider in 90 miles and 90 minutes



Distances/Times

	Average
Distance/Time to 1st closest provider	56.2 miles 66.1 mins
Distance/Time to 2nd closest provider	61.2 miles 72.8 mins



DWP GP Access Map

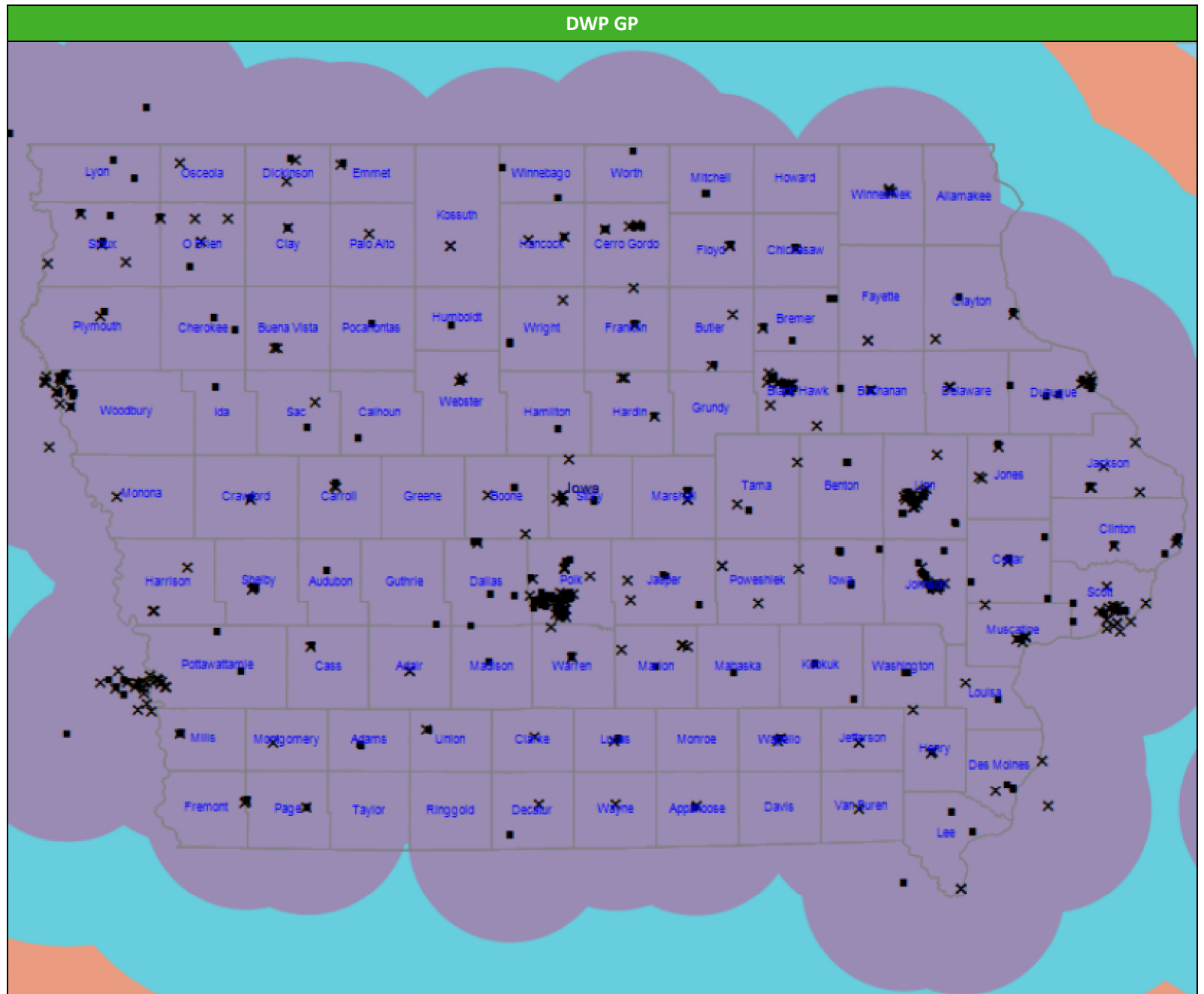
July 29, 2019

DWP GP

1,166 providers at 506 locations

- Single providers (239)
- × Multiple providers (267)
- 30 mile radius
- 60 mile radius
- 90 mile radius

41.42 miles



DWP Oral Surgeon Access Map

July 29, 2019

DWP OS

155 providers at 40 locations

- Single providers (8)
- ✕ Multiple providers (32)
- 30 mile radius
- 60 mile radius
- 90 mile radius

41.42 miles



DWP Endodontist Access Map

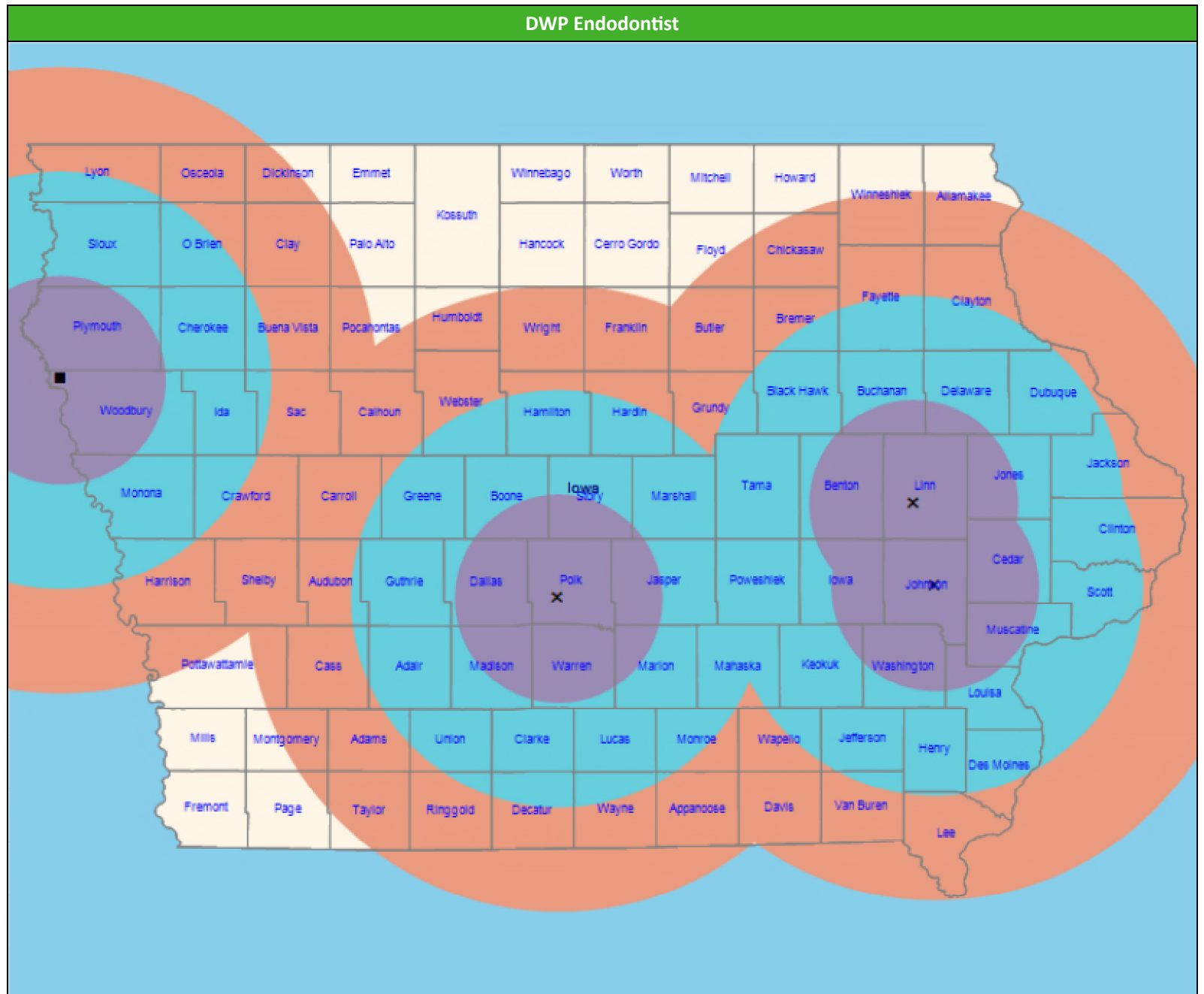
July 29, 2019

DWP ENDO

11 providers at 4 locations

- Single providers (1)
- ✕ Multiple providers (3)
- 30 mile radius
- 60 mile radius
- 90 mile radius

41.42 miles



DWP Periodontist Access Map

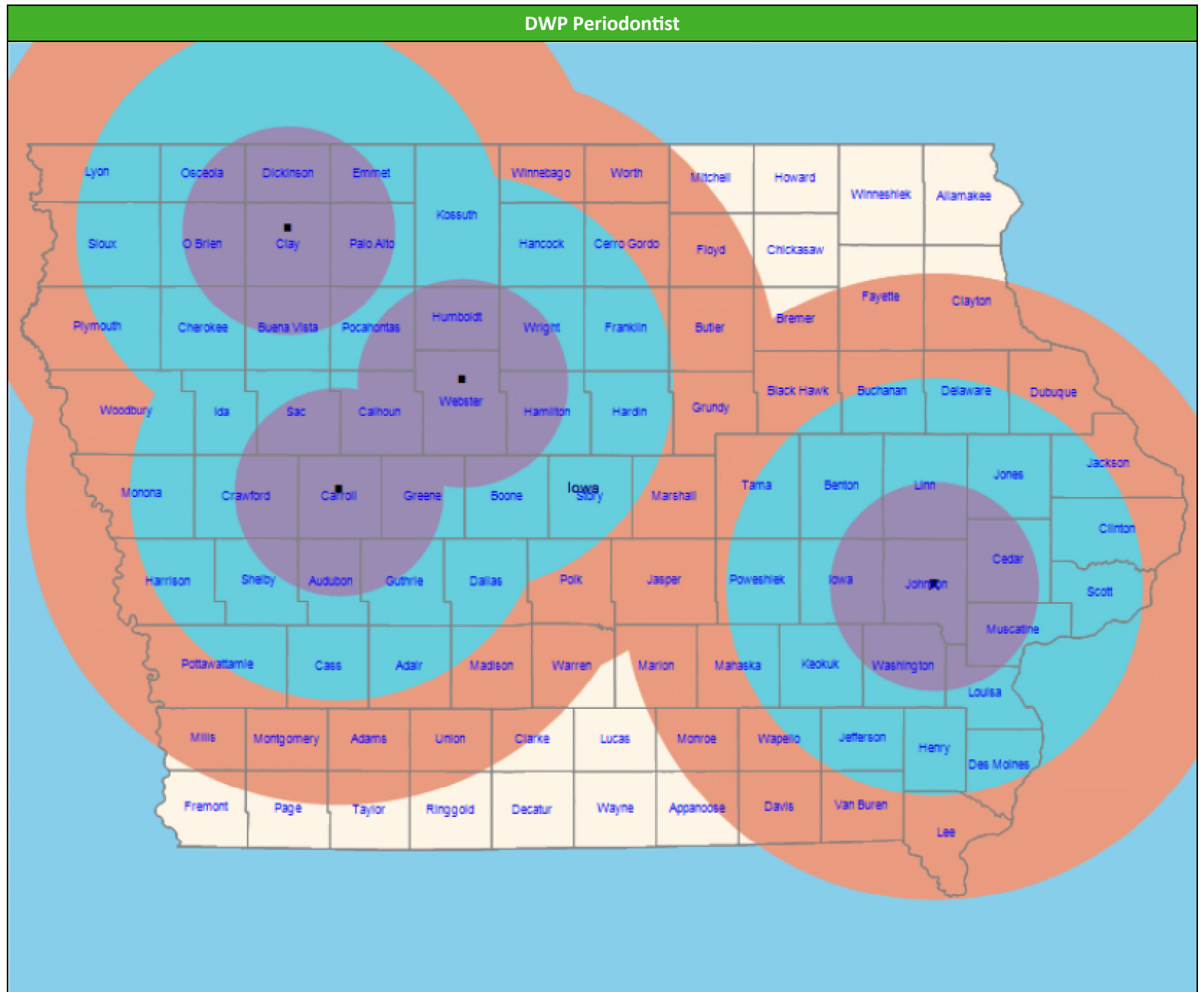
July 29, 2019

DWP PERIO

14 providers at 5 locations

- Single providers (4)
- ✕ Multiple providers (1)
- 30 mile radius
- 60 mile radius
- 90 mile radius

41.42 miles



DWP Prosthodontist Access Map

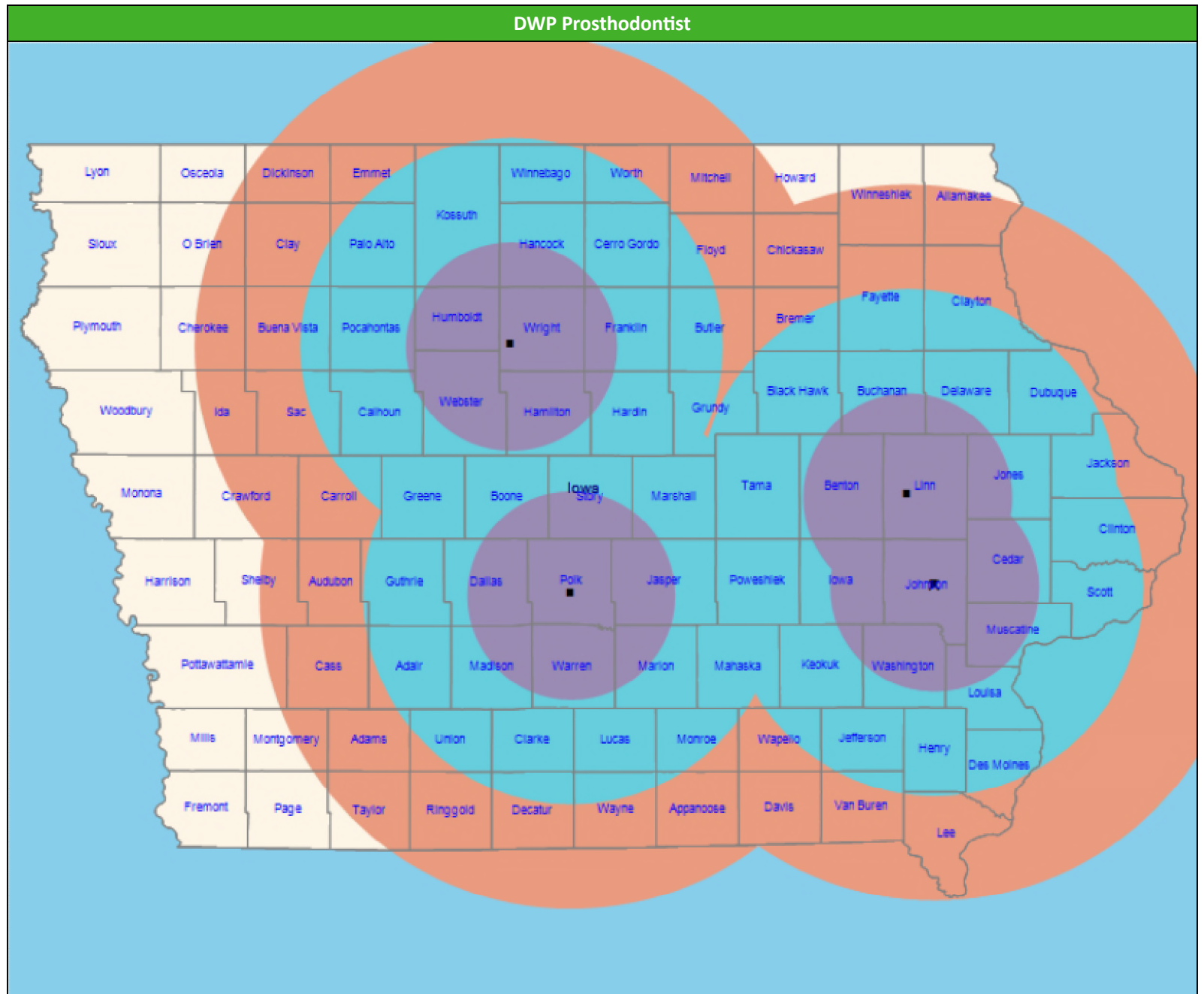
July 29, 2019

DWP PROST

20 providers at 5 locations

- Single providers (4)
- ✕ Multiple providers (1)
- 30 mile radius
- 60 mile radius
- 90 mile radius

41.42 miles



DWP Orthodontist Access Map

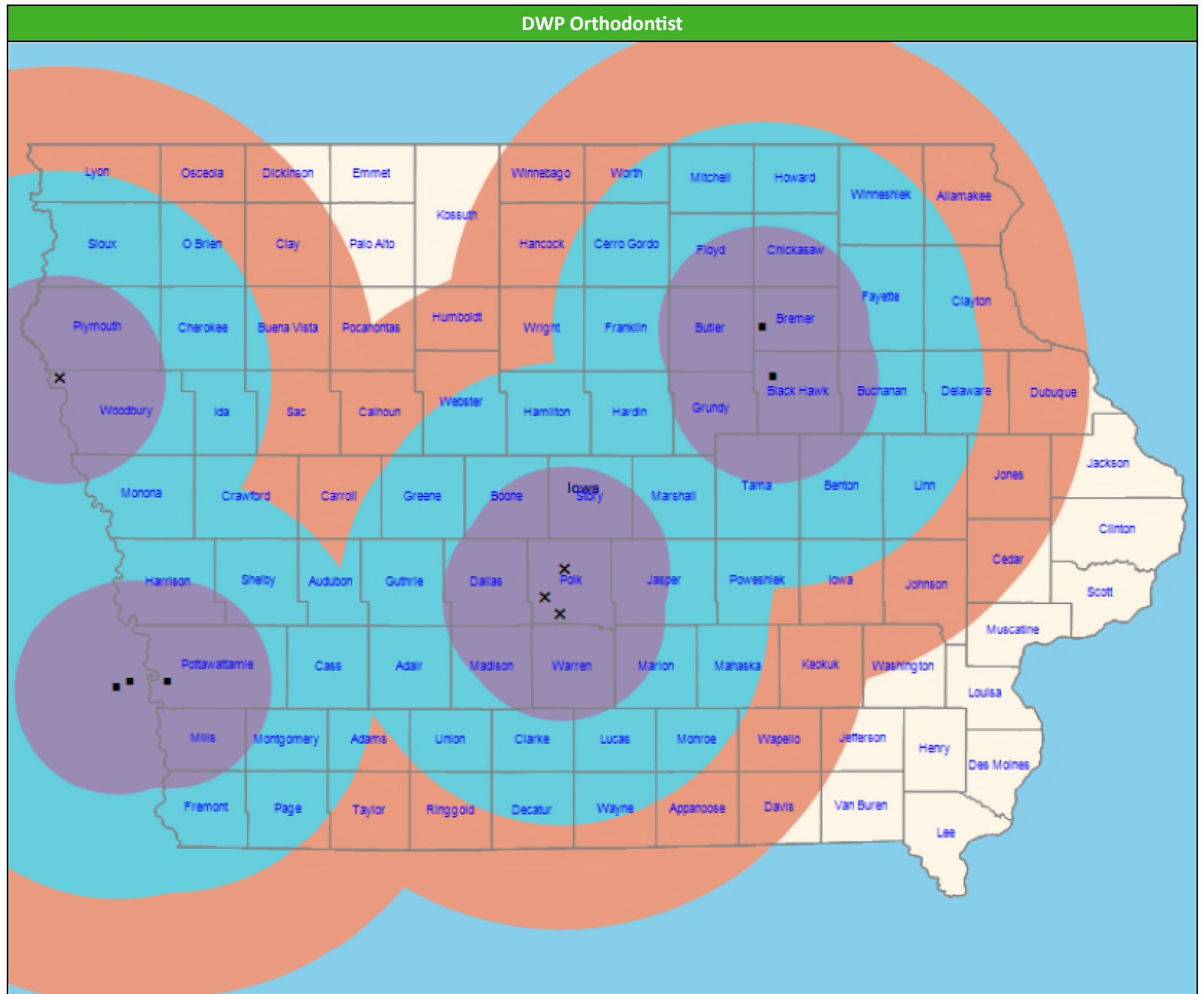
July 29, 2019

DWP ORTHO

15 providers at 9 locations

- Single providers (5)
- ✕ Multiple providers (4)
- 30 mile radius
- 60 mile radius
- 90 mile radius

41.42 miles



Access Summary By State

July 29, 2019

Access Analysis

DWP Network

Member Group

DWP Members

Provider Group

DWP GP

DWP OS

DWP ENDO

DWP PERIO

DWP PROST

DWP ORTHO

¹ Provider counts represent:

P: Unique providers

L: Unique provider locations

** These records have been excluded from the analysis because of invalid zip codes.

All Members												
Member		Provider		With Access		Without Access		Counts ¹		Average Distance		Average Time
Group	#	Group	Standard	#	%	#	%	P	L	1	2	1
DWP Members	211,942	DWP GP	1 in 30 miles an...	210,614	99.4	1,328	0.6	1,166	506	5.9	7.0	7.0
		DWP GP	1 in 60 miles an...	210,877	99.5	1,065	0.5	1,166	506	5.9	7.0	7.0
		DWP GP	1 in 90 miles an...	210,917	99.5	1,025	0.5	1,166	506	5.9	7.0	7.0
		DWP OS	1 in 30 miles an...	141,810	66.9	70,132	33.1	155	40	22.2	23.2	26.3
		DWP OS	1 in 60 miles an...	188,478	88.9	23,464	11.1	155	40	22.2	23.2	26.3
		DWP OS	1 in 90 miles an...	206,666	97.5	5,276	2.5	155	40	22.2	23.2	26.3
		DWP ENDO	1 in 30 miles an...	69,673	32.9	142,269	67.1	11	4	48.6	60.0	67.6
		DWP ENDO	1 in 60 miles an...	94,102	44.4	117,840	55.6	11	4	48.6	60.0	67.6
		DWP ENDO	1 in 90 miles an...	143,073	67.5	68,869	32.5	11	4	48.6	60.0	67.6
		DWP PERIO	1 in 30 miles an...	19,408	9.2	192,534	90.8	14	5	64.3	74.3	82.3
		DWP PERIO	1 in 60 miles an...	58,095	27.4	153,847	72.6	14	5	64.3	74.3	82.3
		DWP PERIO	1 in 90 miles an...	118,303	55.8	93,639	44.2	14	5	64.3	74.3	82.3
		DWP PROST	1 in 30 miles an...	67,425	31.8	144,517	68.2	20	5	53.0	82.2	66.2
		DWP PROST	1 in 60 miles an...	99,683	47.0	112,259	53.0	20	5	53.0	82.2	66.2
		DWP PROST	1 in 90 miles an...	153,656	72.5	58,286	27.5	20	5	53.0	82.2	66.2
		DWP ORTHO	1 in 30 miles an...	71,856	33.9	140,086	66.1	15	9	56.2	61.2	66.1
		DWP ORTHO	1 in 60 miles an...	103,299	48.7	108,643	51.3	15	9	56.2	61.2	66.1
		DWP ORTHO	1 in 90 miles an...	148,122	69.9	63,820	30.1	15	9	56.2	61.2	66.1

Key Geographic Areas										
State Name	Member	Provider		With Access		Without Access		Average Distance		Average Time
	#	Group	Standard	#	%	#	%	1	2	1
Iowa	210,324	DWP GP	1 in 60 miles and 60 mins	210,324	100.0	0	0.0	3.2	4.1	3.6
		DWP GP	1 in 90 miles and 90 mins	210,324	100.0	0	0.0	3.2	4.1	3.6
		DWP GP	1 in 30 miles and 30 mins	210,151	99.9	173	0.1	3.2	4.1	3.6
		DWP OS	1 in 90 miles and 90 mins	206,158	98.0	4,166	2.0	19.4	20.3	22.8
		DWP OS	1 in 60 miles and 60 mins	188,057	89.4	22,267	10.6	19.4	20.3	22.8
		DWP PROST	1 in 90 miles and 90 mins	153,566	73.0	56,758	27.0	49.7	79.0	61.9
		DWP ORTHO	1 in 90 miles and 90 mins	147,858	70.3	62,466	29.7	53.2	58.2	62.3
		DWP ENDO	1 in 90 miles and 90 mins	142,934	68.0	67,390	32.0	45.5	56.7	62.9
		DWP OS	1 in 30 miles and 30 mins	141,483	67.3	68,841	32.7	19.4	20.3	22.8
		DWP PERIO	1 in 90 miles and 90 mins	118,229	56.2	92,095	43.8	61.2	71.2	78.3
		DWP ORTHO	1 in 60 miles and 60 mins	103,079	49.0	107,245	51.0	53.2	58.2	62.3
		DWP PROST	1 in 60 miles and 60 mins	99,681	47.4	110,643	52.6	49.7	79.0	61.9
		DWP ENDO	1 in 60 miles and 60 mins	94,044	44.7	116,280	55.3	45.5	56.7	62.9
		DWP ORTHO	1 in 30 miles and 30 mins	71,658	34.1	138,666	65.9	53.2	58.2	62.3
		DWP ENDO	1 in 30 miles and 30 mins	69,630	33.1	140,694	66.9	45.5	56.7	62.9
DWP PROST	1 in 30 miles and 30 mins	67,425	32.1	142,899	67.9	49.7	79.0	61.9		
DWP PERIO	1 in 60 miles and 60 mins	58,087	27.6	152,237	72.4	61.2	71.2	78.3		

Access Summary By City

July 29, 2019

Access Analysis

DWP Network

Member Group

DWP Members

Provider Group

DWP GP

DWP OS

DWP ENDO

DWP PERIO

DWP PROST

DWP ORTHO

¹ Provider counts represent:

P: Unique providers

L: Unique provider locations

** These records have been excluded from the analysis because of invalid zip codes.

All Members												
Member		Provider		With Access		Without Access		Counts ¹		Average Distance		Average Time
Group	#	Group	Standard	#	%	#	%	P	L	1	2	1
DWP Members	211,942	DWP GP	1 in 30 miles an...	210,614	99.4	1,328	0.6	1,166	506	5.9	7.0	7.0
		DWP GP	1 in 60 miles an...	210,877	99.5	1,065	0.5	1,166	506	5.9	7.0	7.0
DWP Members	211,942	DWP GP	1 in 90 miles an...	210,917	99.5	1,025	0.5	1,166	506	5.9	7.0	7.0
		DWP OS	1 in 30 miles an...	141,810	66.9	70,132	33.1	155	40	22.2	23.2	26.3
		DWP OS	1 in 60 miles an...	188,478	88.9	23,464	11.1	155	40	22.2	23.2	26.3
		DWP OS	1 in 90 miles an...	206,666	97.5	5,276	2.5	155	40	22.2	23.2	26.3
		DWP ENDO	1 in 30 miles an...	69,673	32.9	142,269	67.1	11	4	48.6	60.0	67.6
		DWP ENDO	1 in 60 miles an...	94,102	44.4	117,840	55.6	11	4	48.6	60.0	67.6
		DWP ENDO	1 in 90 miles an...	143,073	67.5	68,869	32.5	11	4	48.6	60.0	67.6
		DWP PERIO	1 in 30 miles an...	19,408	9.2	192,534	90.8	14	5	64.3	74.3	82.3
		DWP PERIO	1 in 60 miles an...	58,095	27.4	153,847	72.6	14	5	64.3	74.3	82.3
		DWP PERIO	1 in 90 miles an...	118,303	55.8	93,639	44.2	14	5	64.3	74.3	82.3
		DWP PROST	1 in 30 miles an...	67,425	31.8	144,517	68.2	20	5	53.0	82.2	66.2
		DWP PROST	1 in 60 miles an...	99,683	47.0	112,259	53.0	20	5	53.0	82.2	66.2
		DWP PROST	1 in 90 miles an...	153,656	72.5	58,286	27.5	20	5	53.0	82.2	66.2
		DWP ORTHO	1 in 30 miles an...	71,856	33.9	140,086	66.1	15	9	56.2	61.2	66.1
		DWP ORTHO	1 in 60 miles an...	103,299	48.7	108,643	51.3	15	9	56.2	61.2	66.1
		DWP ORTHO	1 in 90 miles an...	148,122	69.9	63,820	30.1	15	9	56.2	61.2	66.1

Key Geographic Areas										
City	Member	Provider		With Access		Without Access		Average Distance		Average Time
	#	Group	Standard	#	%	#	%	1	2	1
Des Moines, IA	23,235	DWP GP	1 in 30 miles and 30 mins	23,235	100.0	0	0.0	0.8	1.0	1.3
		DWP GP	1 in 60 miles and 60 mins	23,235	100.0	0	0.0	0.8	1.0	1.3
		DWP GP	1 in 90 miles and 90 mins	23,235	100.0	0	0.0	0.8	1.0	1.3
		DWP OS	1 in 90 miles and 90 mins	23,235	100.0	0	0.0	2.7	3.1	4.2
		DWP ORTHO	1 in 90 miles and 90 mins	23,232	99.9	3	0.1	4.3	4.3	6.7
		DWP OS	1 in 60 miles and 60 mins	23,232	99.9	3	0.1	2.7	3.1	4.2
		DWP PROST	1 in 90 miles and 90 mins	23,232	99.9	3	0.1	5.3	77.4	7.8
		DWP ENDO	1 in 90 miles and 90 mins	23,231	99.9	4	0.1	4.2	4.2	7.4
		DWP ORTHO	1 in 60 miles and 60 mins	23,229	99.9	6	0.1	4.3	4.3	6.7
		DWP OS	1 in 30 miles and 30 mins	23,229	99.9	6	0.1	2.7	3.1	4.2
		DWP PROST	1 in 60 miles and 60 mins	23,227	99.9	8	0.1	5.3	77.4	7.8
		DWP ENDO	1 in 60 miles and 60 mins	23,226	99.9	9	0.1	4.2	4.2	7.4
		DWP PROST	1 in 30 miles and 30 mins	23,226	99.9	9	0.1	5.3	77.4	7.8
		DWP ENDO	1 in 30 miles and 30 mins	23,225	99.9	10	0.1	4.2	4.2	7.4
		DWP ORTHO	1 in 30 miles and 30 mins	23,225	99.9	10	0.1	4.3	4.3	6.7
		DWP PERIO	1 in 90 miles and 90 mins	6,430	27.7	16,805	72.3	74.1	77.1	96.7
		DWP PERIO	1 in 60 miles and 60 mins	4	0.1	23,231	99.9	74.1	77.1	96.7