

Network Access Analysis

Dental Wellness Plan

Delta Dental of Iowa

April 10, 2019

Contents

Report Contents

Access Overview 30 Miles	3
<i>DWP Members: DWP GP, DWP Members: DWP OS, DWP Members: DWP ENDO, DWP Members: DWP PERIO, DWP Members: DWP PROST, DWP Members: DWP ORTHO</i>	
Access Overview 60 Miles	9
<i>DWP Members: DWP GP, DWP Members: DWP OS, DWP Members: DWP ENDO, DWP Members: DWP PERIO, DWP Members: DWP PROST, DWP Members: DWP ORTHO</i>	
Access Overview 90 Miles	15
<i>DWP Members: DWP GP, DWP Members: DWP OS, DWP Members: DWP ENDO, DWP Members: DWP PERIO, DWP Members: DWP PROST, DWP Members: DWP ORTHO</i>	
DWP GP Access Map	21
DWP Oral Surgeon Access Map	22
DWP Endodontist Access Map	23
DWP Periodontist Access Map	24
DWP Prosthodontist Access Map	25
DWP Orthodontist Access Map	26
Access Summary By State	27
Access Summary By City	28

Access Overview 30 Miles

April 10, 2019

Access Analysis

DWP Network

Member / Provider Groups

DWP Members

DWP GP


Comparison Graph

Percent of members with access to a choice of providers over miles

- 1st closest
- 2nd closest

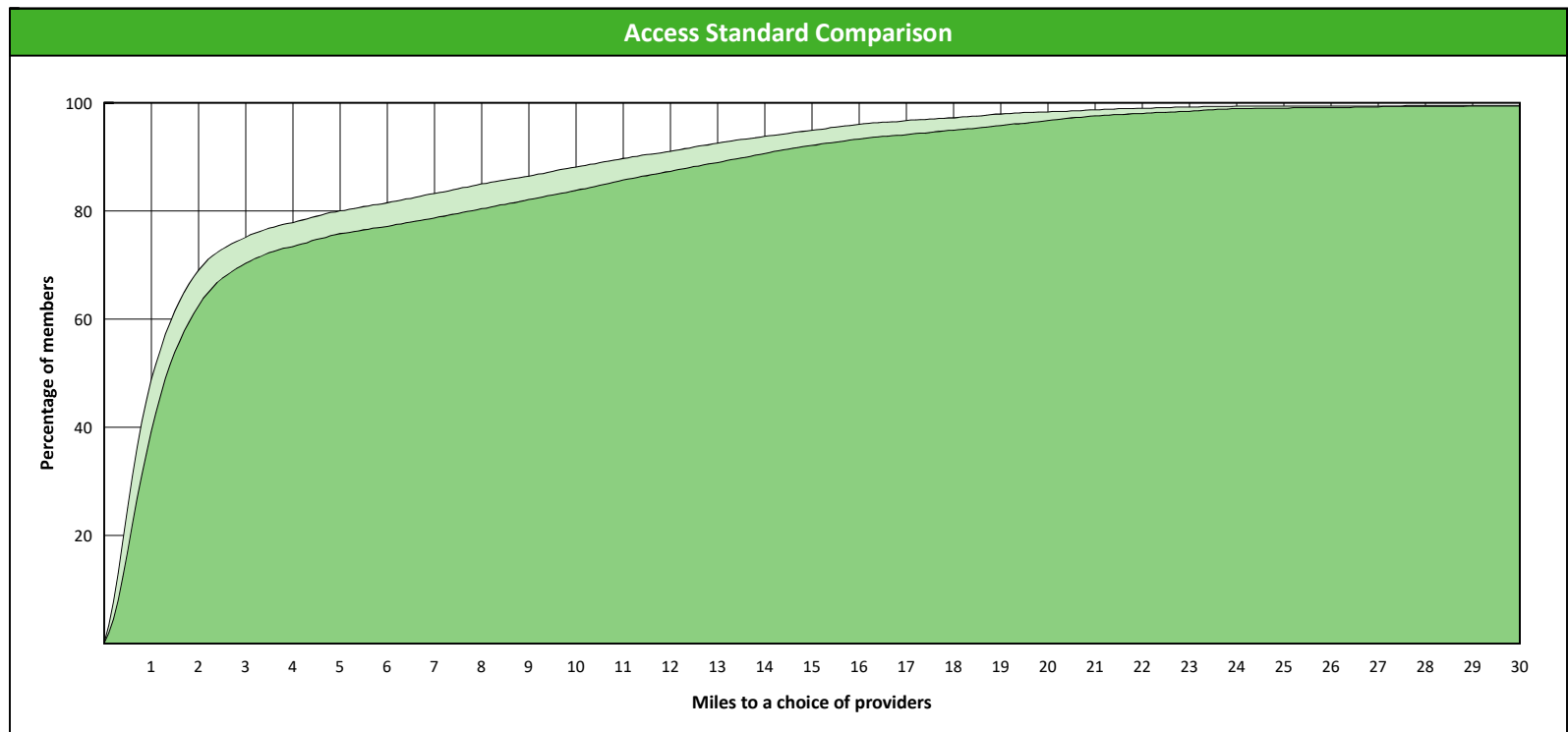
¹ The Access Standard is defined as (DWP Members) members accessing:

- 1 (DWP GP) provider in 30 miles and 30 minutes



Distances/Times

	Average
Distance/Time to 1st closest provider	5.6 miles 6.5 mins
Distance/Time to 2nd closest provider	6.5 miles 7.5 mins



Access Overview 30 Miles

April 10, 2019

Access Analysis

DWP Network

Member / Provider Groups

DWP Members

DWP OS


Comparison Graph

Percent of members with access to a choice of providers over miles

- 1st closest
- 2nd closest

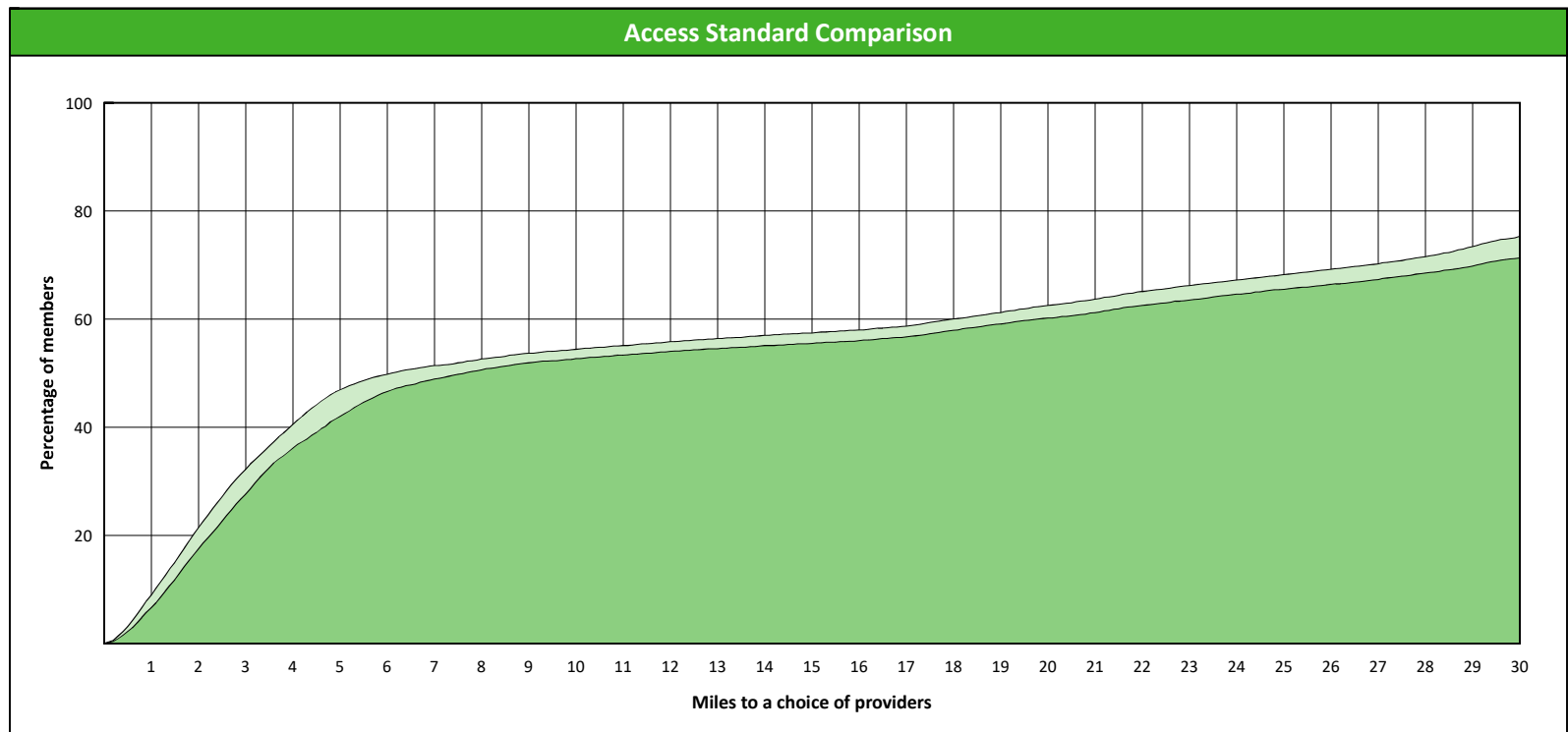
¹ The Access Standard is defined as (DWP Members) members accessing:

- 1 (DWP OS) provider in 30 miles and 30 minutes



Distances/Times

	Average
Distance/Time to 1st closest provider	20.1 miles 23.4 mins
Distance/Time to 2nd closest provider	22.2 miles 26.0 mins



Access Overview 30 Miles

April 10, 2019

Access Analysis

DWP Network

Member / Provider Groups

DWP Members


DWP ENDO

Comparison Graph

Percent of members with access to a choice of providers over miles

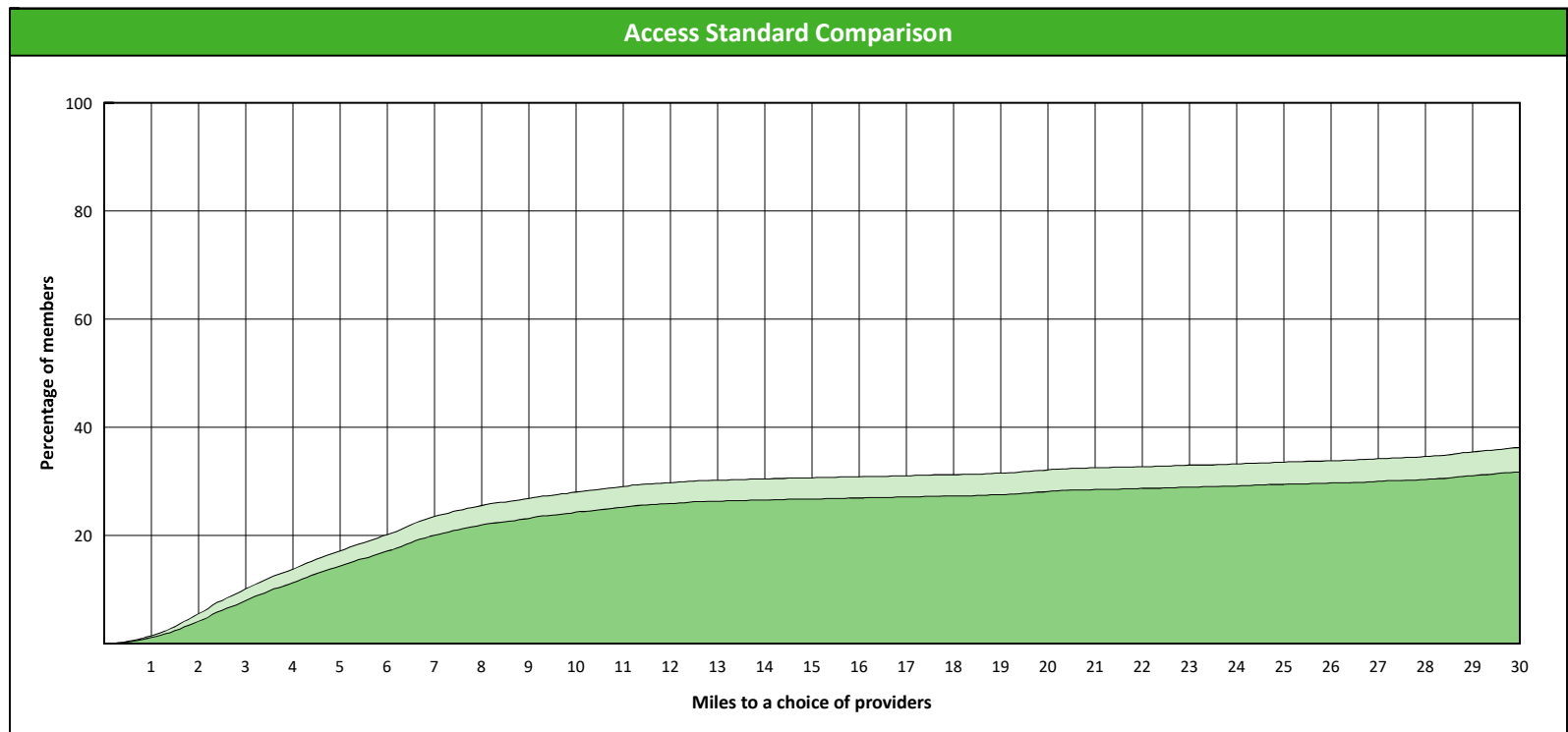
- 1st closest
- 2nd closest

¹ The Access Standard is defined as (DWP Members) members accessing:
 1 (DWP ENDO) provider in 30 miles and 30 minutes



Distances/Times

	Average
Distance/Time to 1st closest provider	48.2 miles 67.0 mins
Distance/Time to 2nd closest provider	59.5 miles 84.0 mins



Access Overview 30 Miles

April 10, 2019

Access Analysis

DWP Network

Member / Provider Groups

DWP Members


DWP PERIO

Comparison Graph

Percent of members with access to a choice of providers over miles

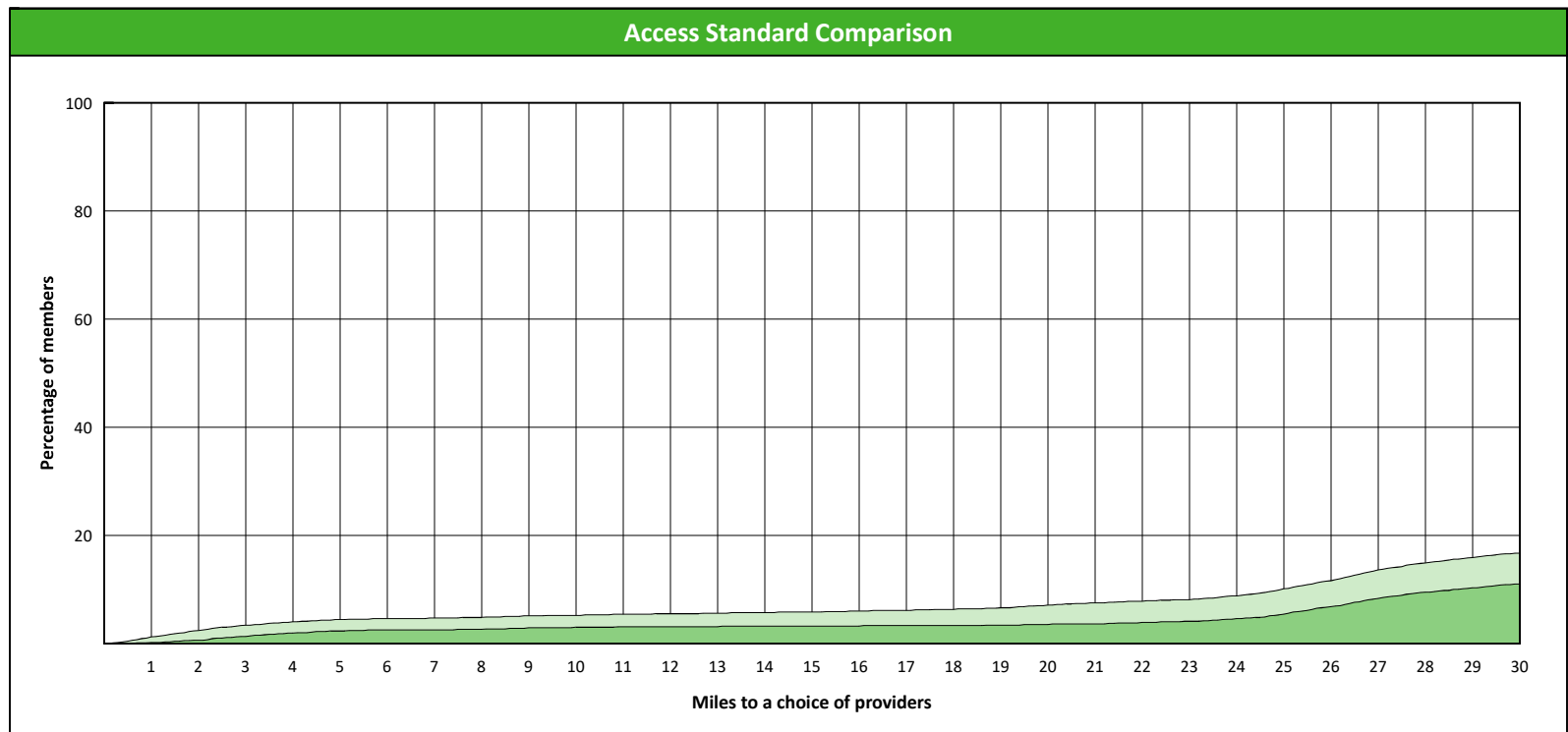
- 1st closest
- 2nd closest

¹ The Access Standard is defined as (DWP Members) members accessing:
1 (DWP PERIO) provider in 30 miles and 30 minutes



Distances/Times

	Average
Distance/Time to 1st closest provider	64.0 miles 81.9 mins
Distance/Time to 2nd closest provider	73.9 miles 94.3 mins



Access Overview 30 Miles

April 10, 2019

Access Analysis

DWP Network

Member / Provider Groups

DWP Members

DWP PROST

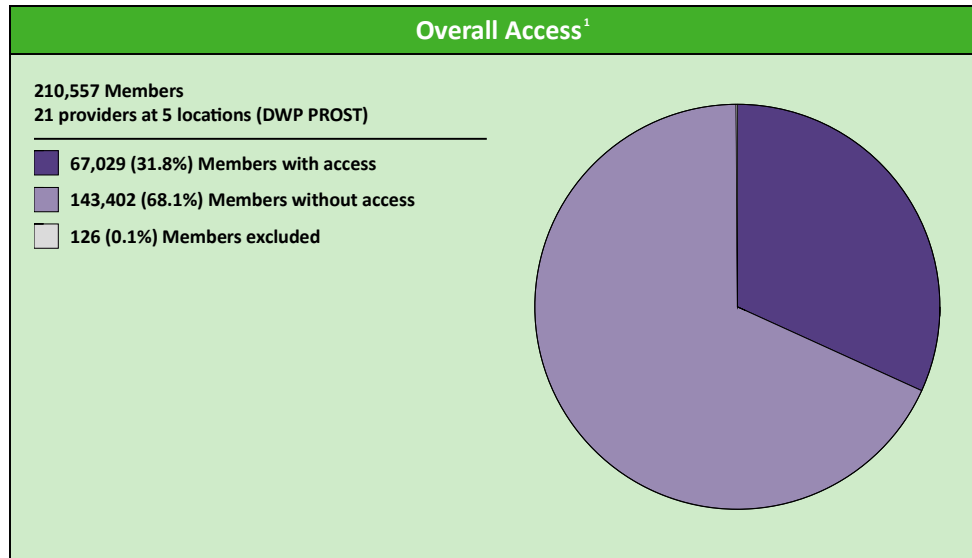
Comparison Graph

Percent of members with access to a choice of providers over miles

- 1st closest
- 2nd closest

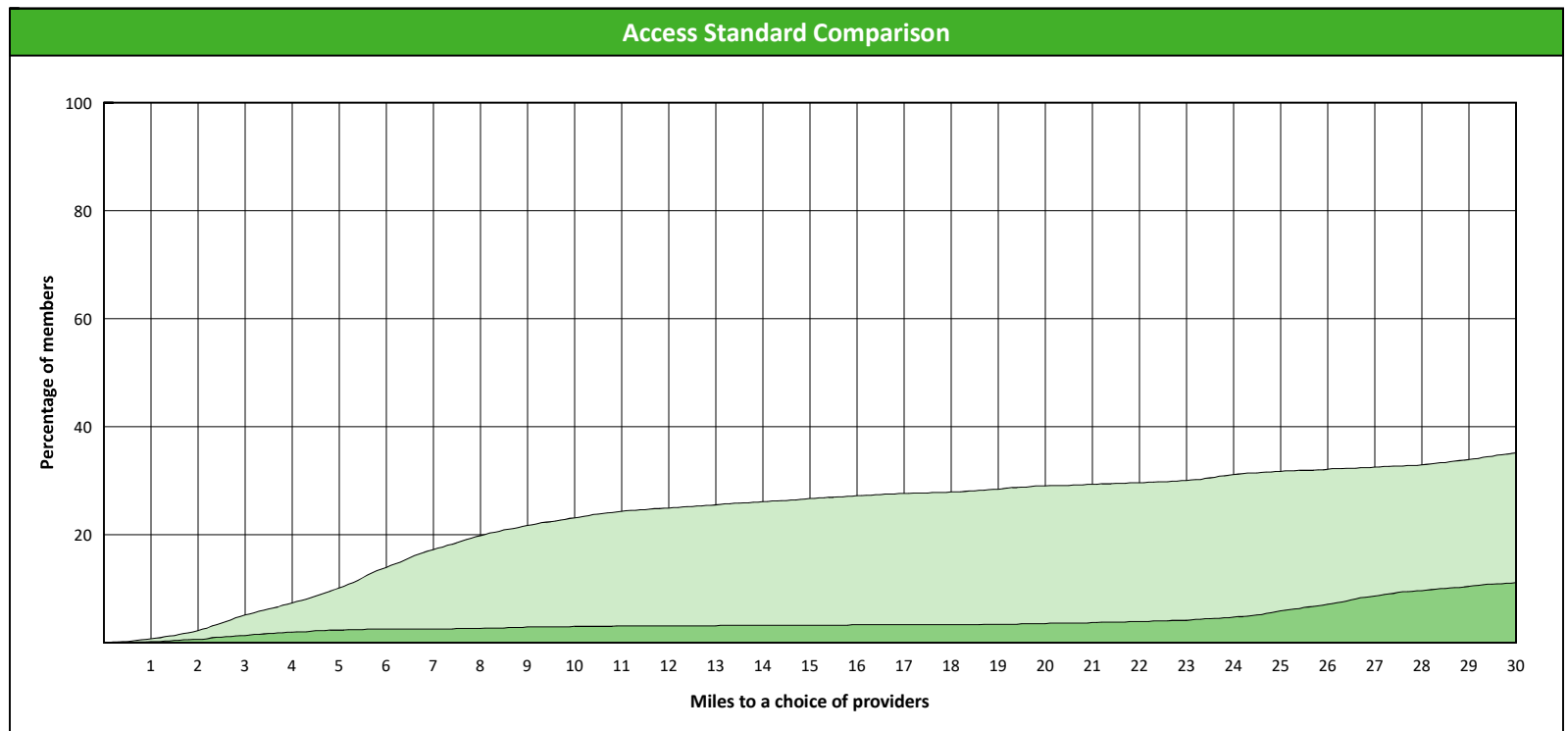
¹ The Access Standard is defined as (DWP Members) members accessing:

1 (DWP PROST) provider in 30 miles and 30 minutes



Distances/Times

	Average
Distance/Time to 1st closest provider	52.6 miles 65.6 mins
Distance/Time to 2nd closest provider	81.8 miles 103.8 mins



Access Overview 30 Miles

April 10, 2019

Access Analysis

DWP Network

Member / Provider Groups

DWP Members

DWP ORTHO


Comparison Graph

Percent of members with access to a choice of providers over miles

- 1st closest
- 2nd closest

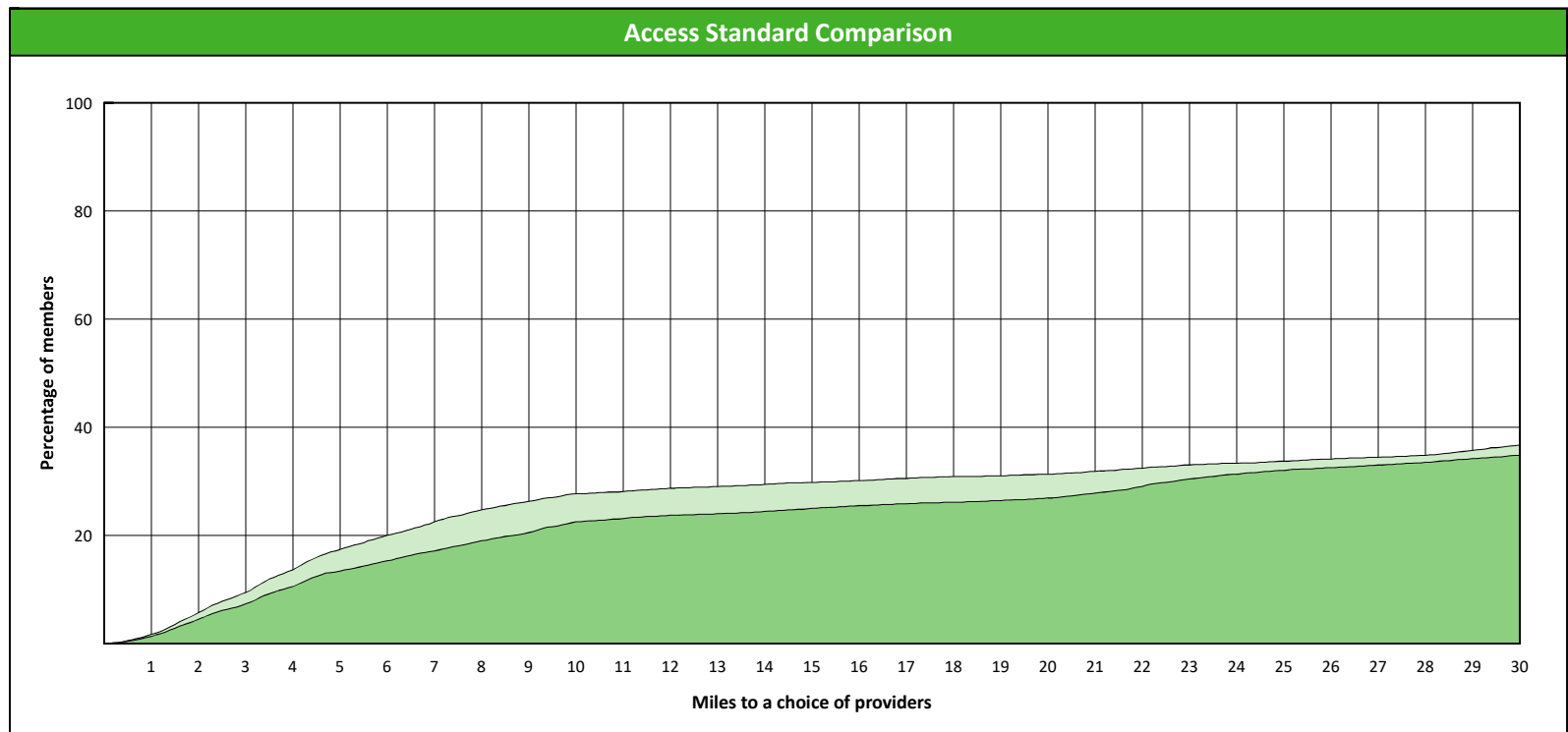
¹ The Access Standard is defined as (DWP Members) members accessing:

1 (DWP ORTHO) provider in 30 miles and 30 minutes



Distances/Times

	Average
Distance/Time to 1st closest provider	55.8 miles 65.5 mins
Distance/Time to 2nd closest provider	60.8 miles 72.3 mins



Access Overview 60 Miles

April 10, 2019

Access Analysis

DWP Network

Member / Provider Groups

DWP Members

DWP GP

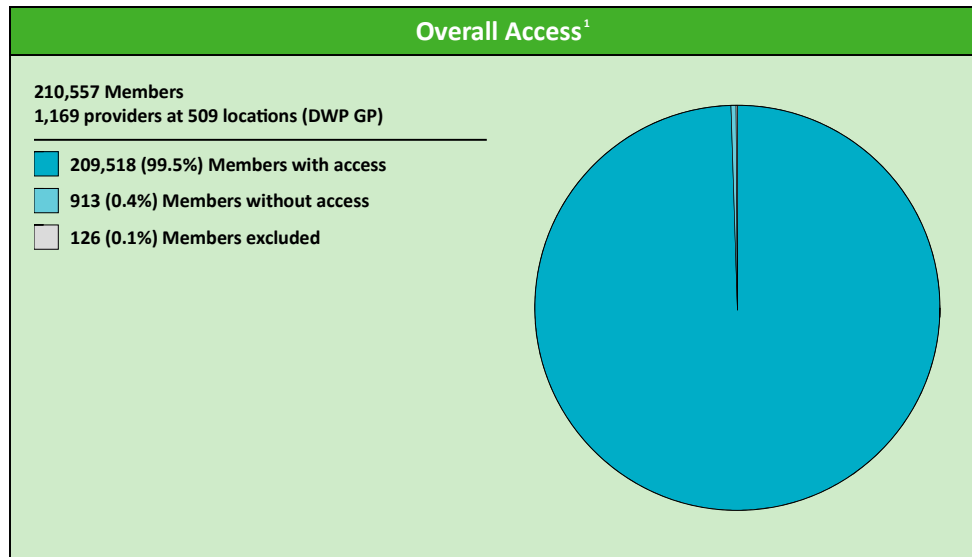
Comparison Graph

Percent of members with access to a choice of providers over miles

- 1st closest
- 2nd closest

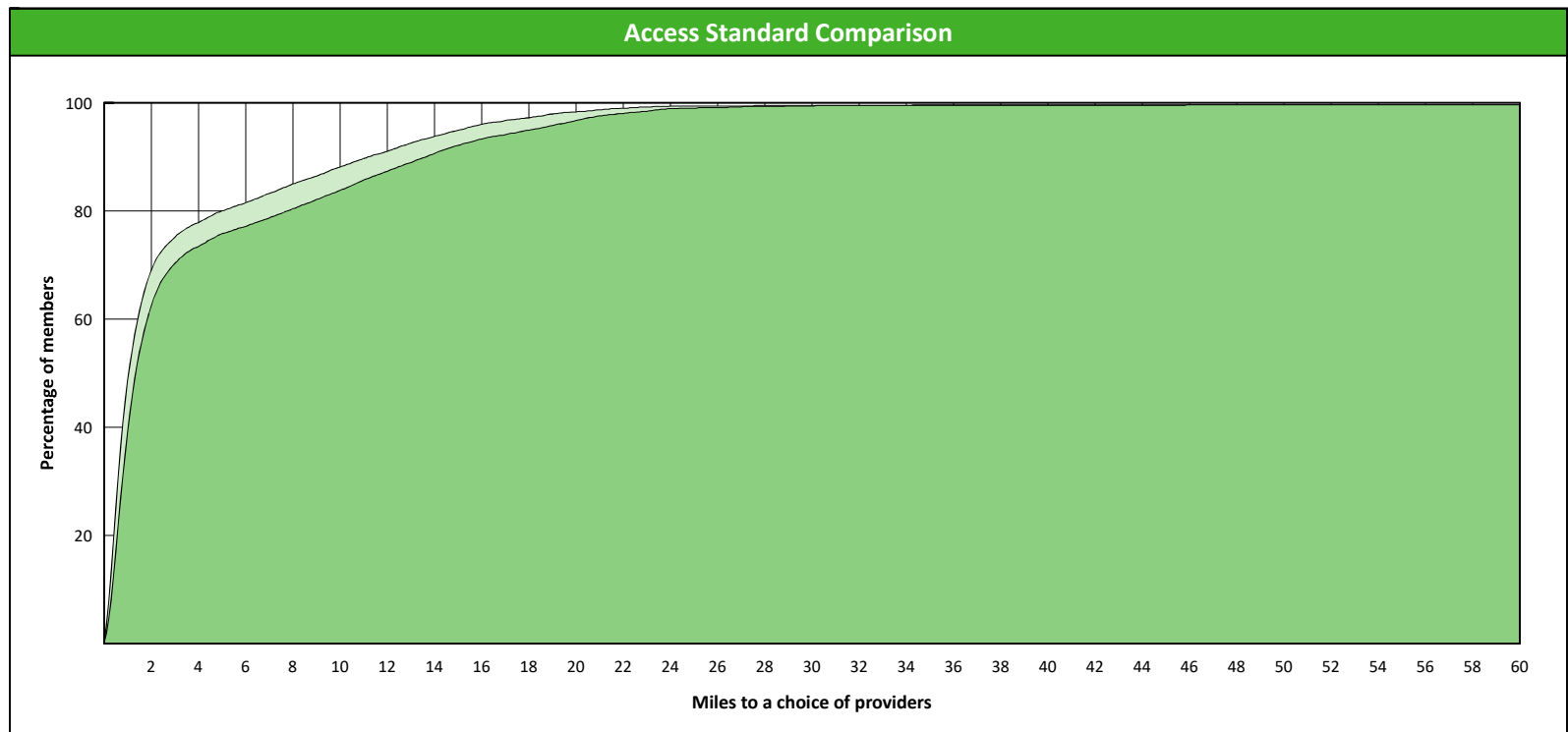
¹ The Access Standard is defined as (DWP Members) members accessing:

- 1 (DWP GP) provider in 60 miles and 60 minutes



Distances/Times

	Average
Distance/Time to 1st closest provider	5.6 miles 6.5 mins
Distance/Time to 2nd closest provider	6.5 miles 7.5 mins



Access Overview 60 Miles

April 10, 2019

Access Analysis

DWP Network

Member / Provider Groups

DWP Members

DWP OS


Comparison Graph

Percent of members with access to a choice of providers over miles

- 1st closest
- 2nd closest

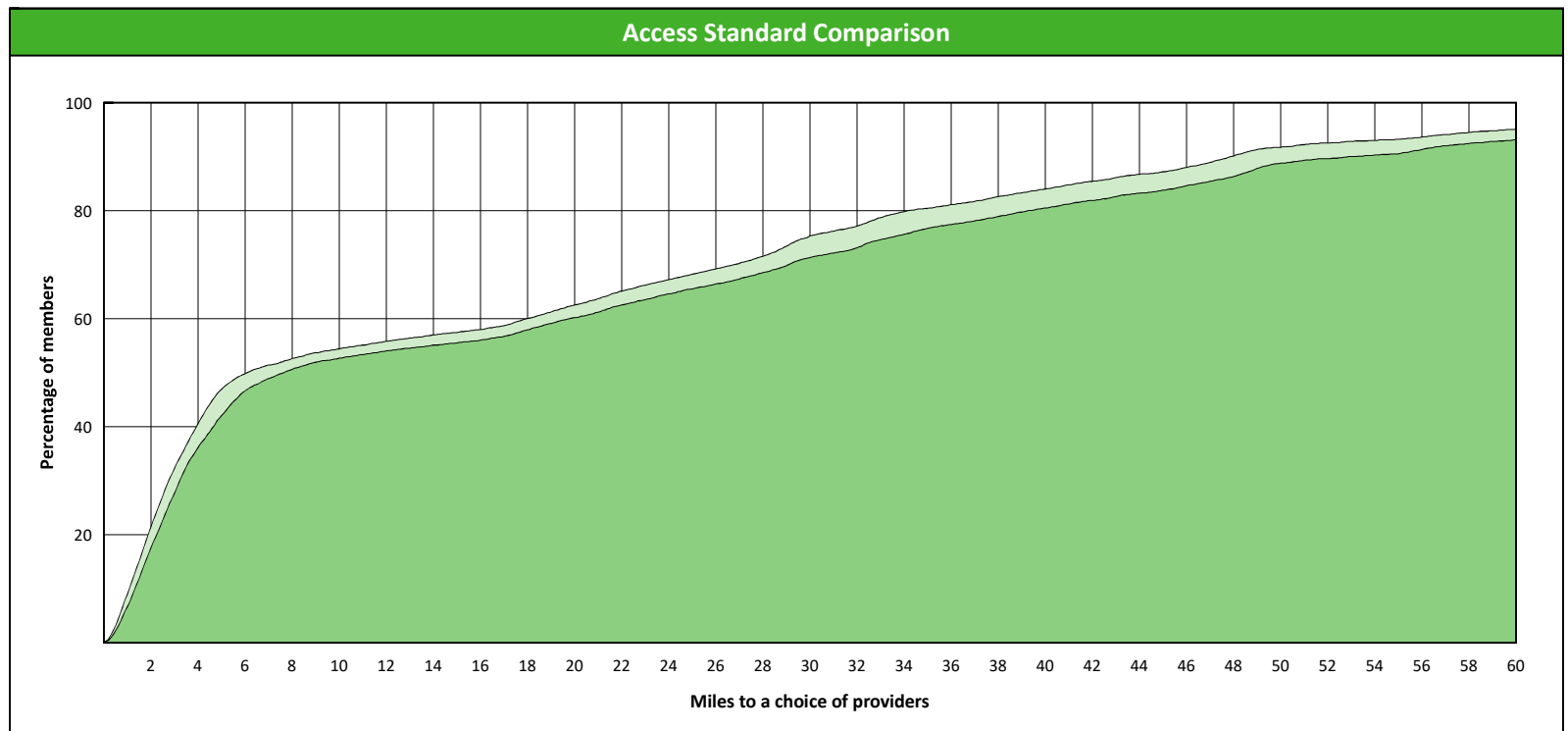
¹ The Access Standard is defined as (DWP Members) members accessing:

- 1 (DWP OS) provider in 60 miles and 60 minutes



Distances/Times

	Average
Distance/Time to 1st closest provider	20.1 miles 23.4 mins
Distance/Time to 2nd closest provider	22.2 miles 26.0 mins



Access Overview 60 Miles

April 10, 2019

Access Analysis

DWP Network

Member / Provider Groups

DWP Members


DWP ENDO

Comparison Graph

Percent of members with access to a choice of providers over miles

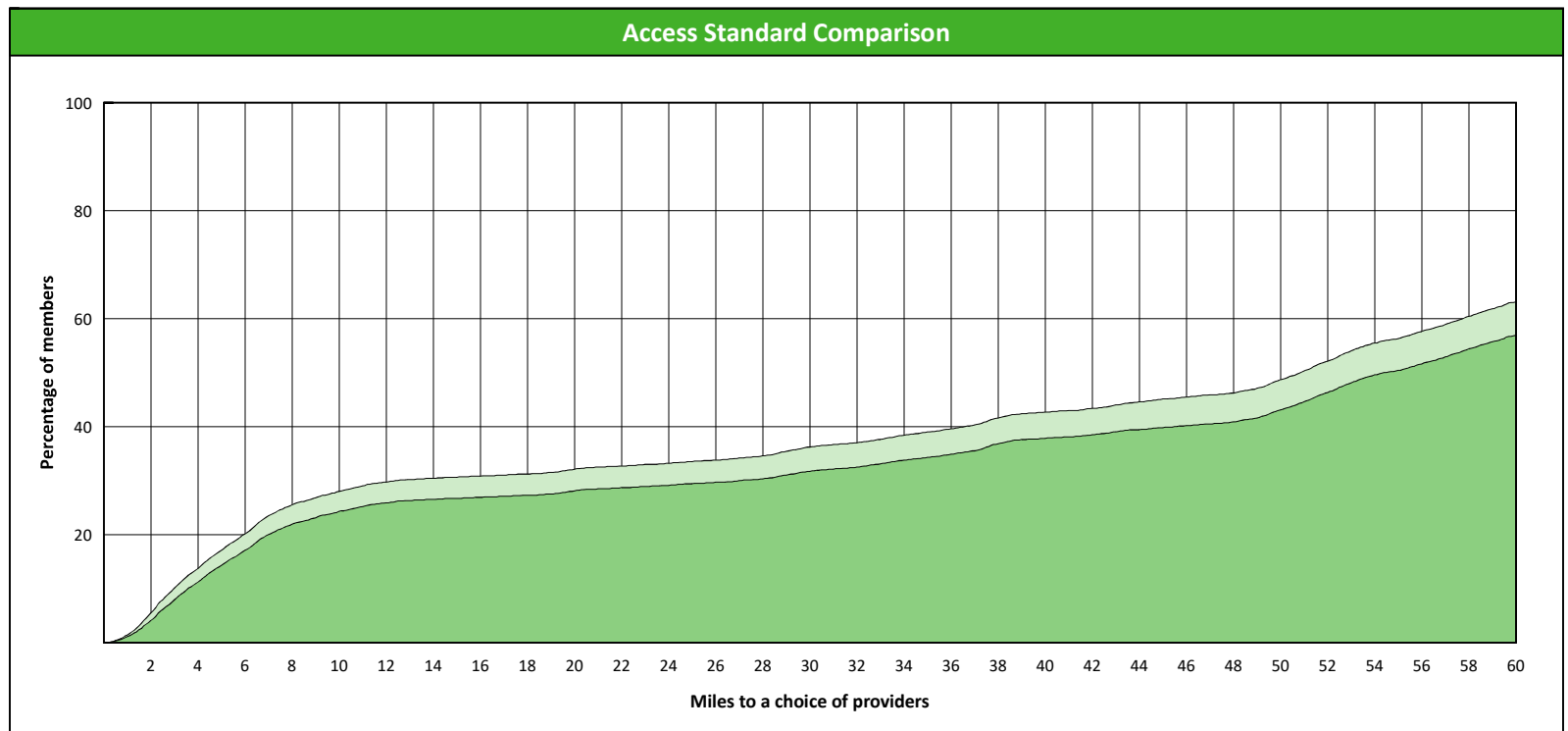
- 1st closest
- 2nd closest

¹ The Access Standard is defined as (DWP Members) members accessing:
1 (DWP ENDO) provider in 60 miles and 60 minutes



Distances/Times

	Average
Distance/Time to 1st closest provider	48.2 miles 67.0 mins
Distance/Time to 2nd closest provider	59.5 miles 84.0 mins



Access Overview 60 Miles

April 10, 2019

Access Analysis

DWP Network

Member / Provider Groups

DWP Members

DWP PERIO


Comparison Graph

Percent of members with access to a choice of providers over miles

- 1st closest
- 2nd closest

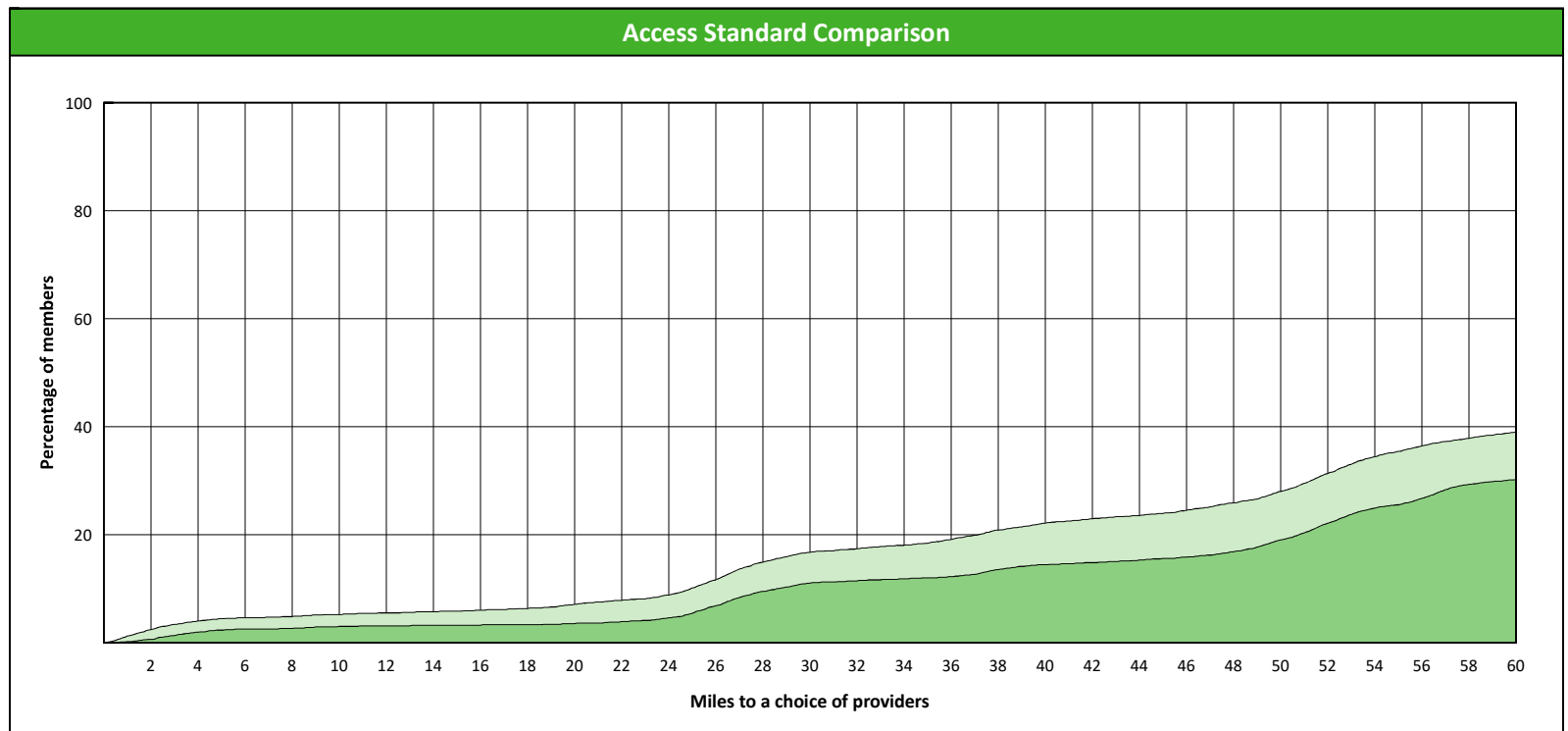
¹ The Access Standard is defined as (DWP Members) members accessing:

- 1 (DWP PERIO) provider in 60 miles and 60 minutes



Distances/Times

	Average
Distance/Time to 1st closest provider	64.0 miles 81.9 mins
Distance/Time to 2nd closest provider	73.9 miles 94.3 mins



Access Overview 60 Miles

April 10, 2019

Access Analysis

DWP Network

Member / Provider Groups

DWP Members

DWP PROST


Comparison Graph

Percent of members with access to a choice of providers over miles

- 1st closest
- 2nd closest

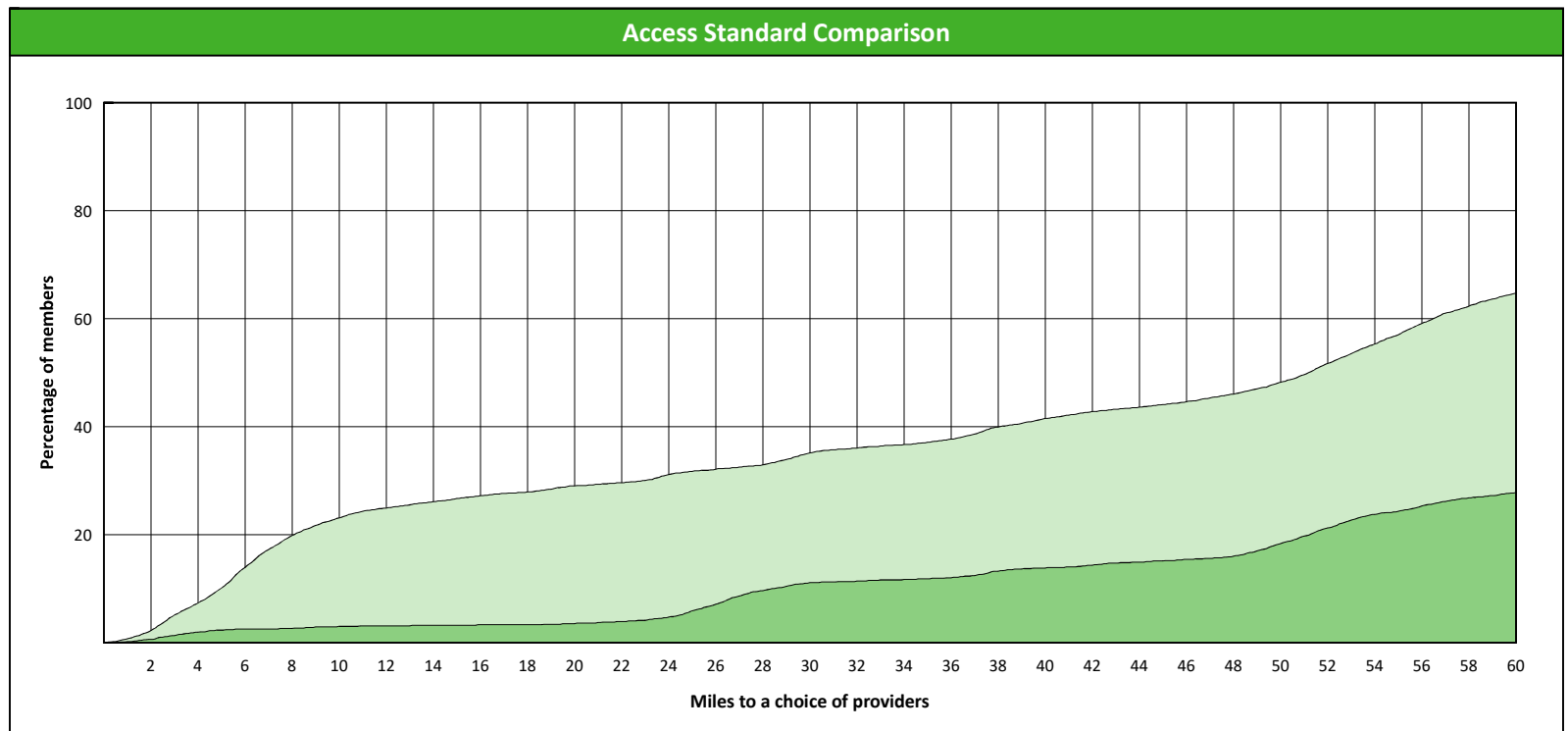
¹ The Access Standard is defined as (DWP Members) members accessing:

1 (DWP PROST) provider in 60 miles and 60 minutes



Distances/Times

	Average
Distance/Time to 1st closest provider	52.6 miles 65.6 mins
Distance/Time to 2nd closest provider	81.8 miles 103.8 mins



Access Overview 60 Miles

April 10, 2019

Access Analysis

DWP Network

Member / Provider Groups

DWP Members

DWP ORTHO


Comparison Graph

Percent of members with access to a choice of providers over miles

- 1st closest
- 2nd closest

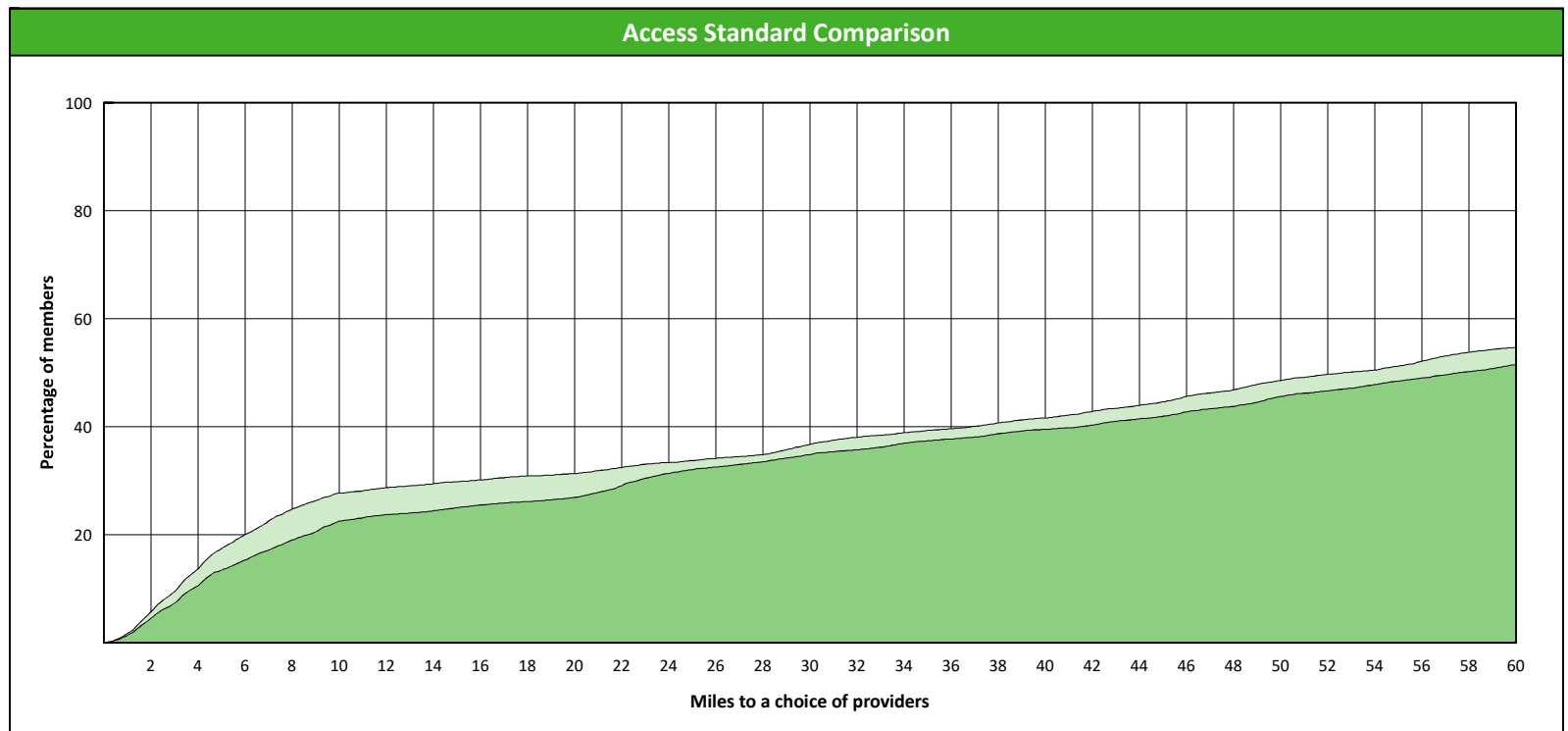
¹ The Access Standard is defined as (DWP Members) members accessing:

1 (DWP ORTHO) provider in 60 miles and 60 minutes



Distances/Times

	Average
Distance/Time to 1st closest provider	55.8 miles 65.5 mins
Distance/Time to 2nd closest provider	60.8 miles 72.3 mins



Access Overview 90 Miles

April 10, 2019

Access Analysis

DWP Network

Member / Provider Groups

DWP Members

DWP GP

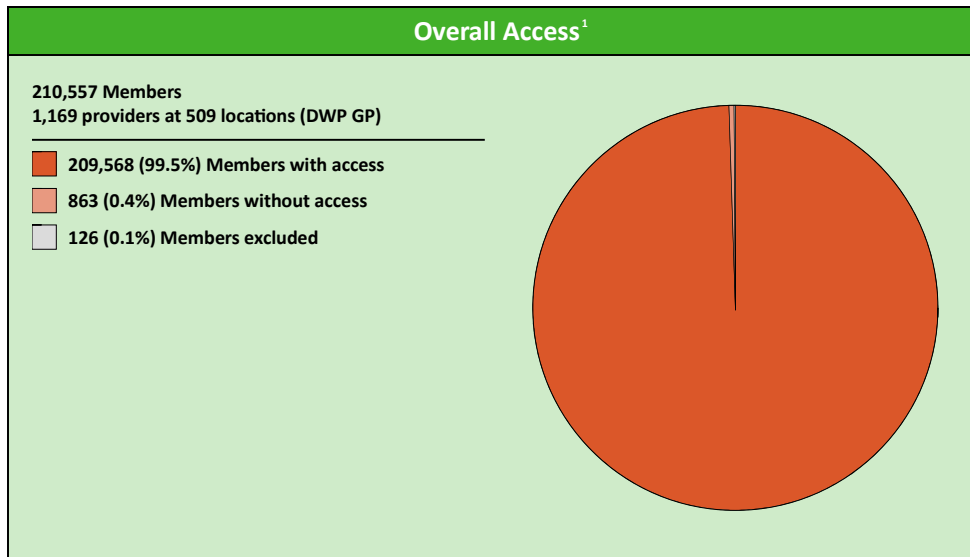
Comparison Graph

Percent of members with access to a choice of providers over miles

- 1st closest
- 2nd closest

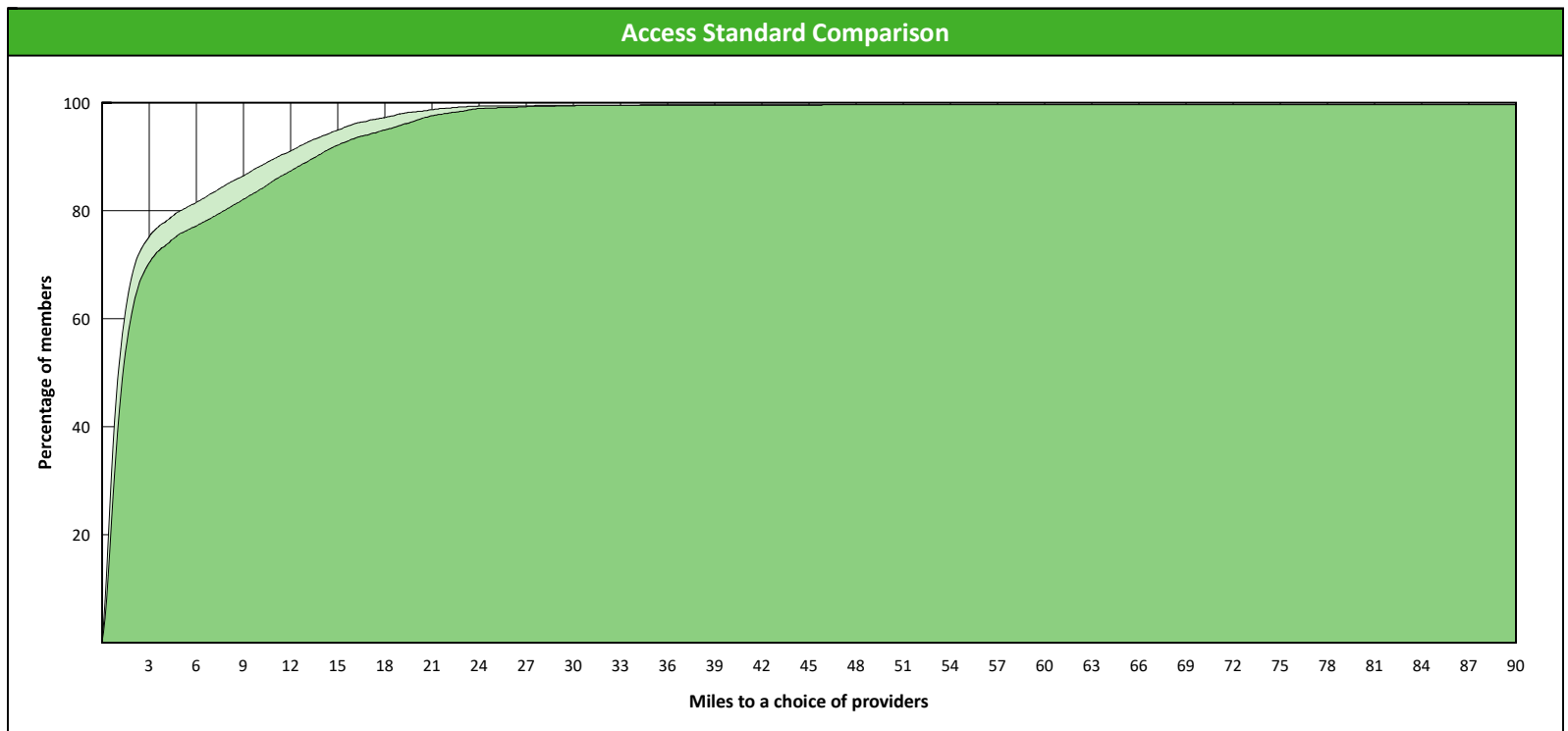
¹ The Access Standard is defined as (DWP Members) members accessing:

- 1 (DWP GP) provider in 90 miles and 90 minutes



Distances/Times

	Average
Distance/Time to 1st closest provider	5.6 miles 6.5 mins
Distance/Time to 2nd closest provider	6.5 miles 7.5 mins



Access Overview 90 Miles

April 10, 2019

Access Analysis

DWP Network

Member / Provider Groups

DWP Members

DWP OS

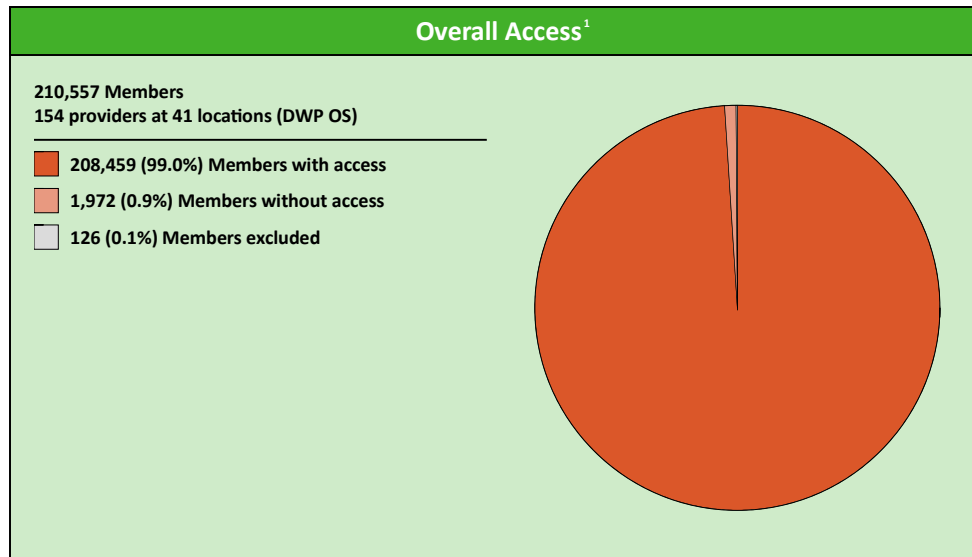
Comparison Graph

Percent of members with access to a choice of providers over miles

- 1st closest
- 2nd closest

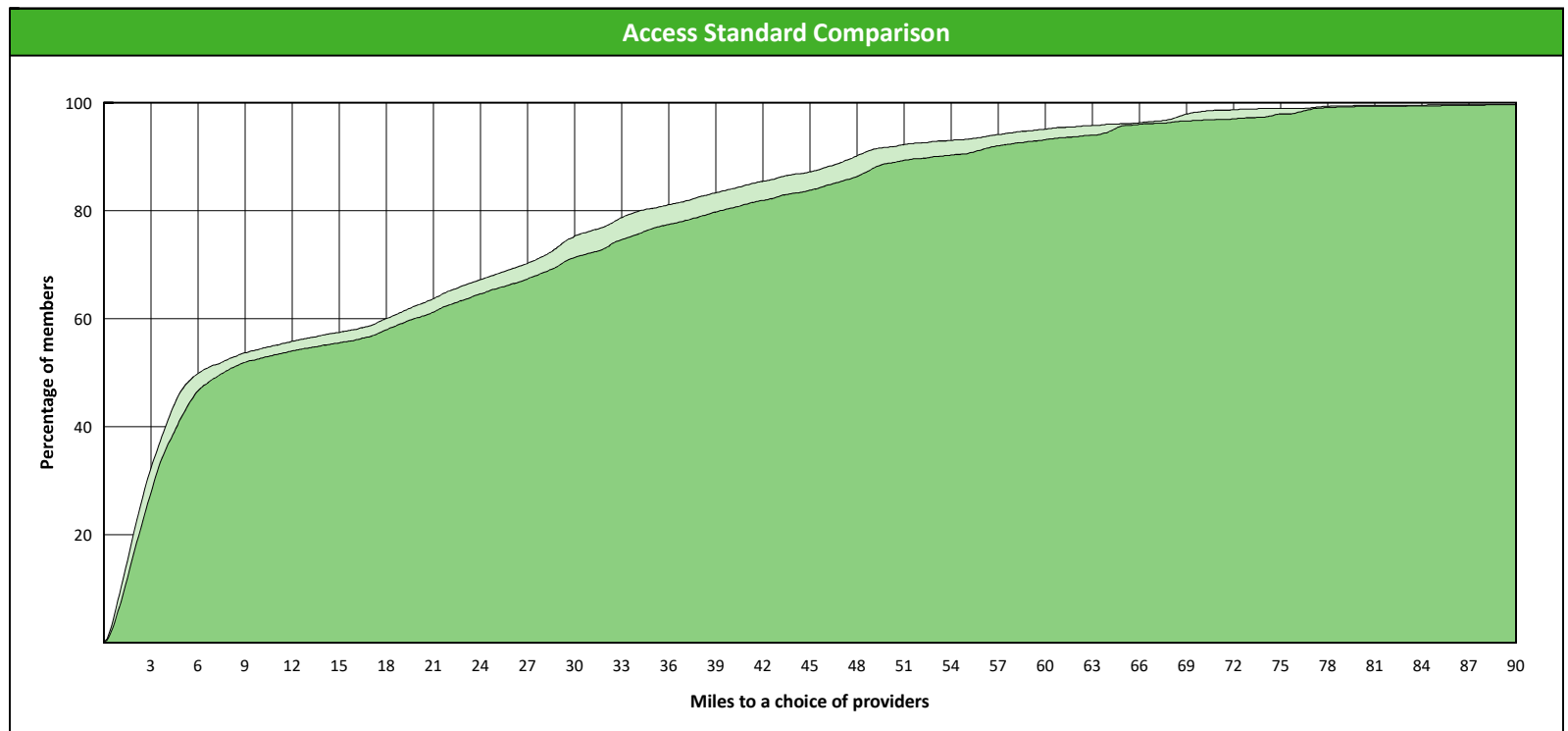
¹ The Access Standard is defined as (DWP Members) members accessing:

- 1 (DWP OS) provider in 90 miles and 90 minutes



Distances/Times

	Average
Distance/Time to 1st closest provider	20.1 miles 23.4 mins
Distance/Time to 2nd closest provider	22.2 miles 26.0 mins



Access Overview 90 Miles

April 10, 2019

Access Analysis

DWP Network

Member / Provider Groups

DWP Members

DWP ENDO

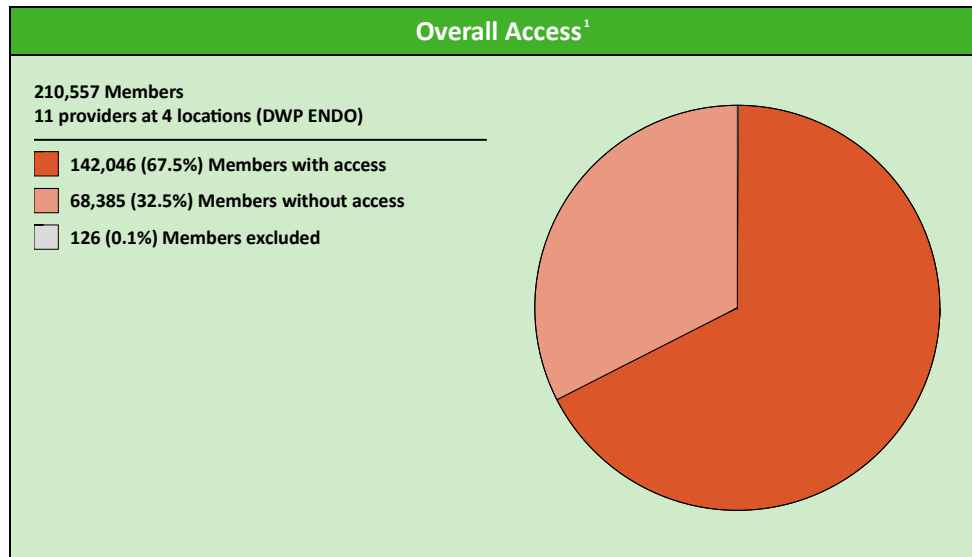
Comparison Graph

Percent of members with access to a choice of providers over miles

- 1st closest
- 2nd closest

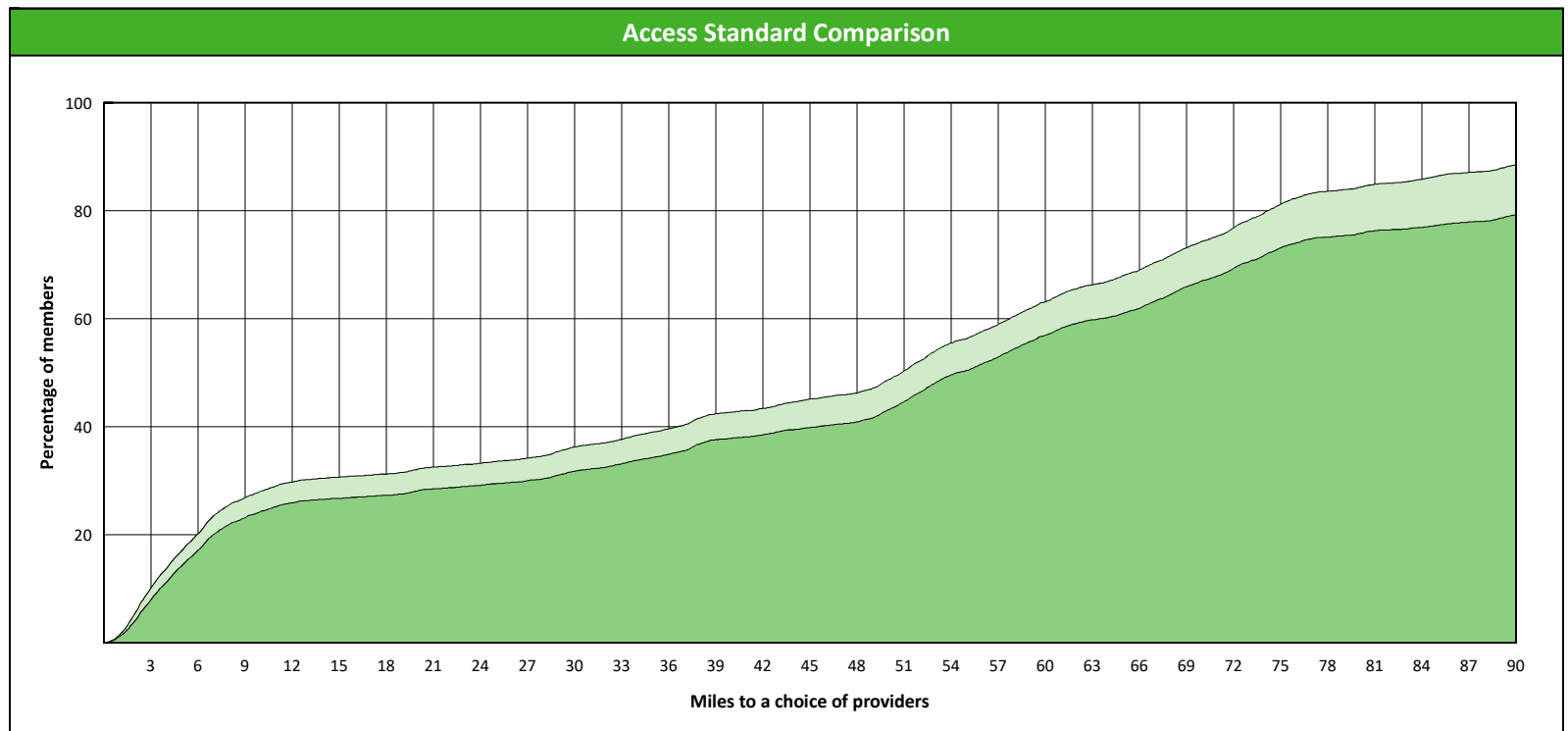
¹ The Access Standard is defined as (DWP Members) members accessing:

- 1 (DWP ENDO) provider in 90 miles and 90 minutes



Distances/Times

	Average
Distance/Time to 1st closest provider	48.2 miles 67.0 mins
Distance/Time to 2nd closest provider	59.5 miles 84.0 mins



Access Overview 90 Miles

April 10, 2019

Access Analysis

DWP Network

Member / Provider Groups

DWP Members

DWP PERIO

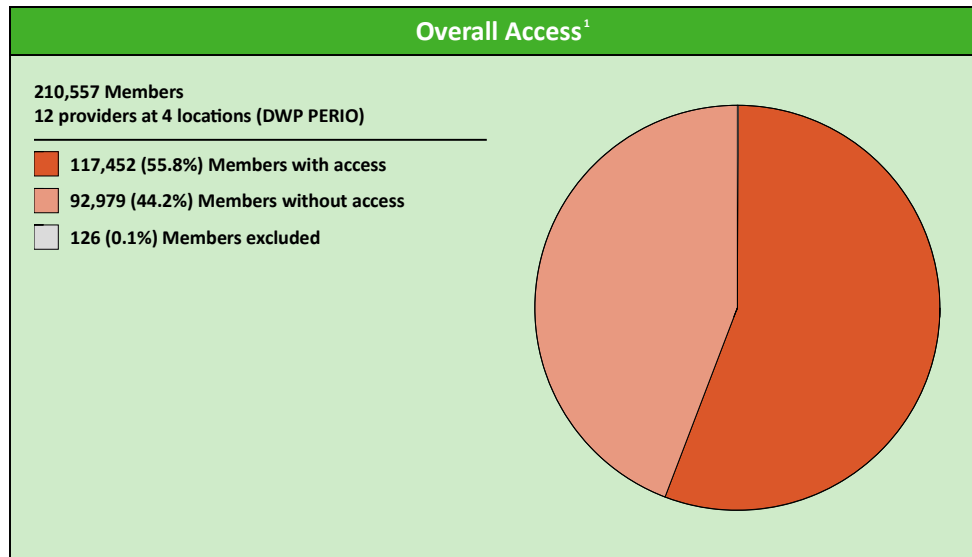
Comparison Graph

Percent of members with access to a choice of providers over miles

- 1st closest
- 2nd closest

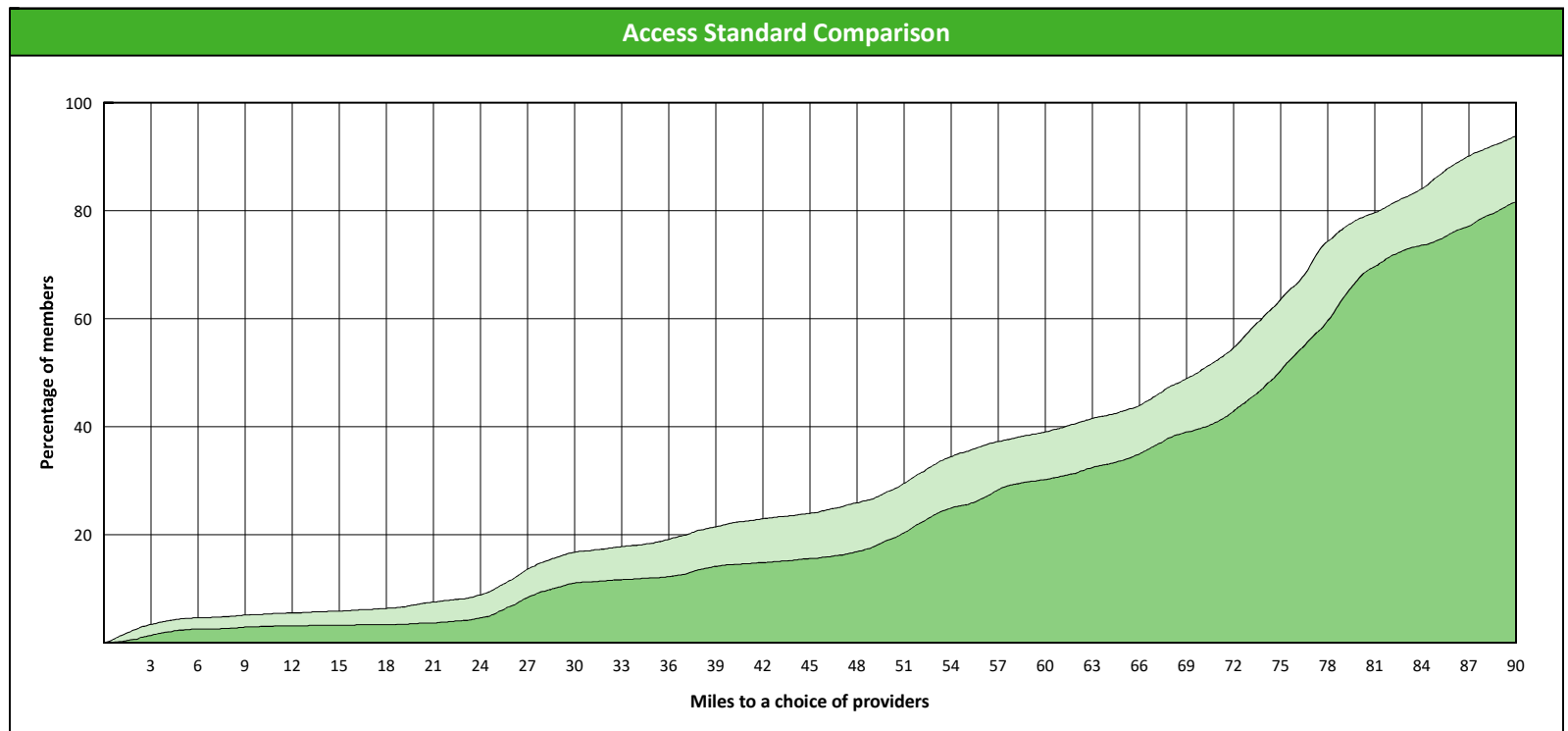
¹ The Access Standard is defined as (DWP Members) members accessing:

- 1 (DWP PERIO) provider in 90 miles and 90 minutes



Distances/Times

	Average
Distance/Time to 1st closest provider	64.0 miles 81.9 mins
Distance/Time to 2nd closest provider	73.9 miles 94.3 mins



Access Overview 90 Miles

April 10, 2019

Access Analysis

DWP Network

Member / Provider Groups

DWP Members

DWP PROST

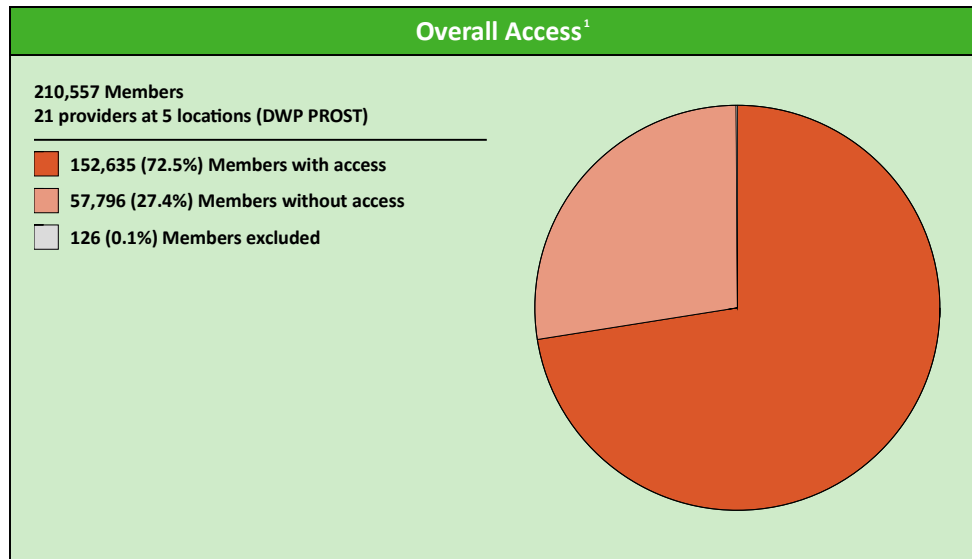
Comparison Graph

Percent of members with access to a choice of providers over miles

- 1st closest
- 2nd closest

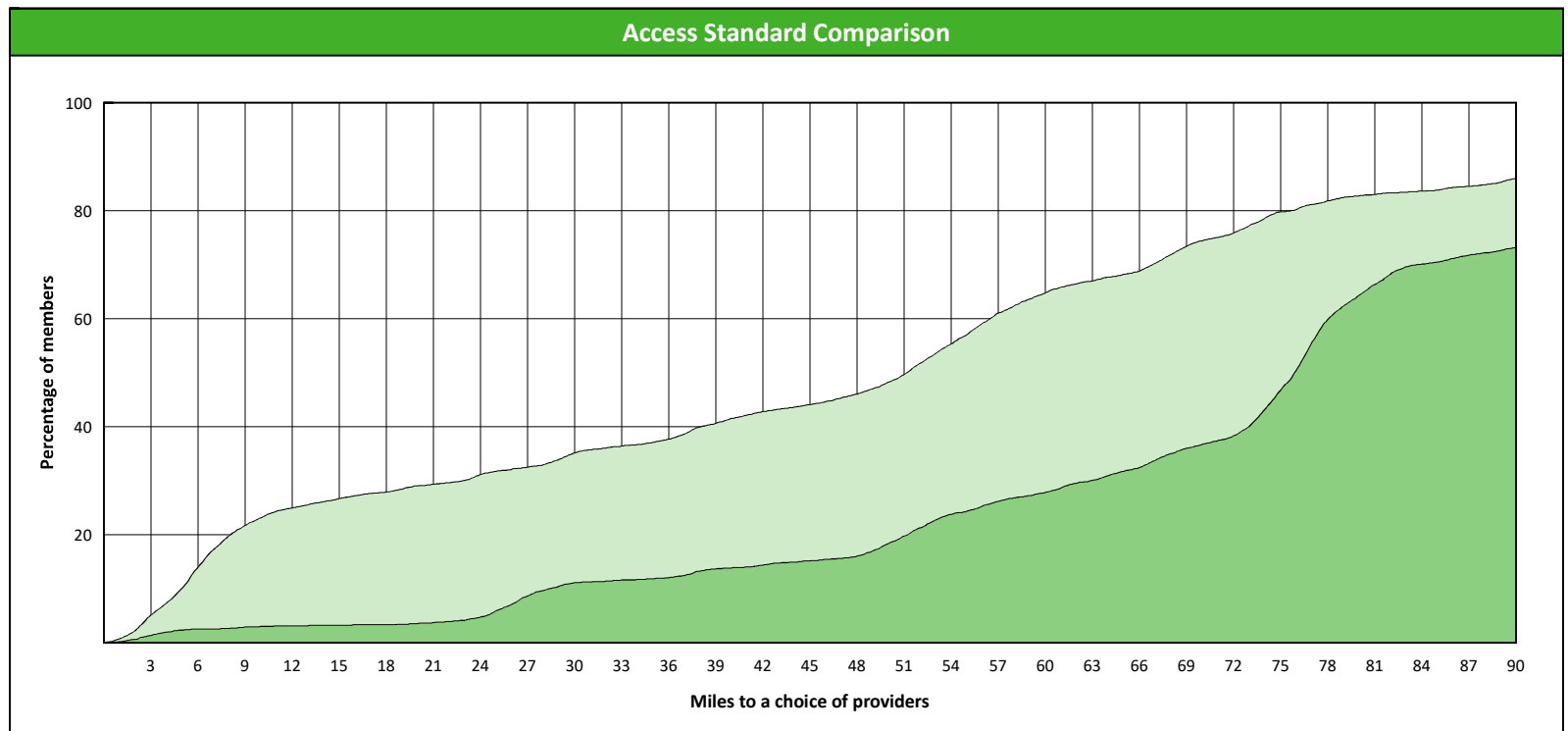
¹ The Access Standard is defined as (DWP Members) members accessing:

1 (DWP PROST) provider in 90 miles and 90 minutes



Distances/Times

	Average
Distance/Time to 1st closest provider	52.6 miles 65.6 mins
Distance/Time to 2nd closest provider	81.8 miles 103.8 mins



Access Overview 90 Miles

April 10, 2019

Access Analysis

DWP Network

Member / Provider Groups

DWP Members

DWP ORTHO


Comparison Graph

Percent of members with access to a choice of providers over miles

- 1st closest
- 2nd closest

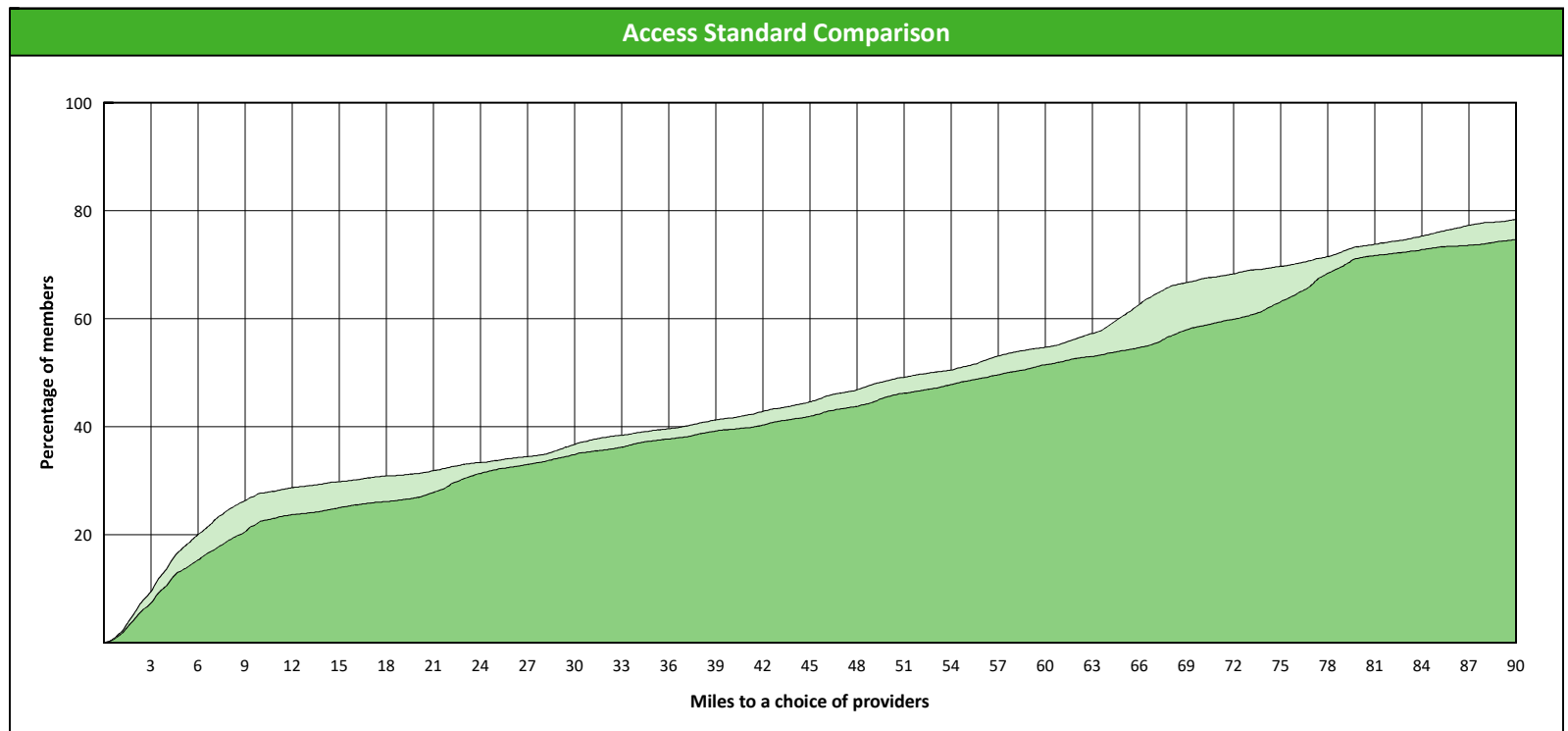
¹ The Access Standard is defined as (DWP Members) members accessing:

1 (DWP ORTHO) provider in 90 miles and 90 minutes



Distances/Times

	Average
Distance/Time to 1st closest provider	55.8 miles 65.5 mins
Distance/Time to 2nd closest provider	60.8 miles 72.3 mins



DWP GP Access Map

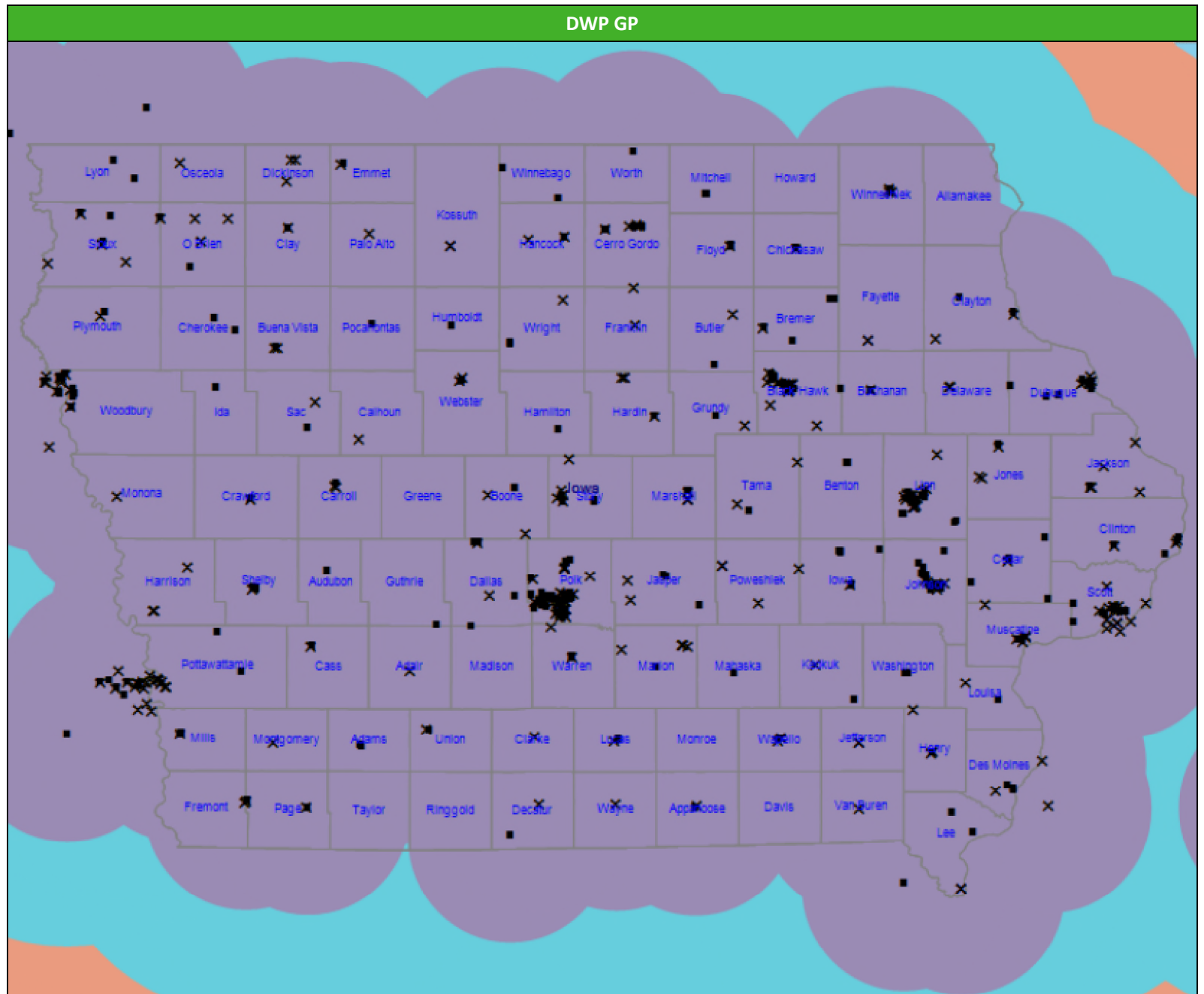
April 10, 2019

DWP GP

1,169 providers at 509 locations

- Single providers (242)
- ✕ Multiple providers (267)
- 30 mile radius
- 60 mile radius
- 90 mile radius

41.42 miles



DWP Oral Surgeon Access Map

April 10, 2019

DWP OS

154 providers at 41 locations

- Single providers (9)
- ✕ Multiple providers (32)
- 30 mile radius
- 60 mile radius
- 90 mile radius

41.42 miles



DWP Endodontist Access Map

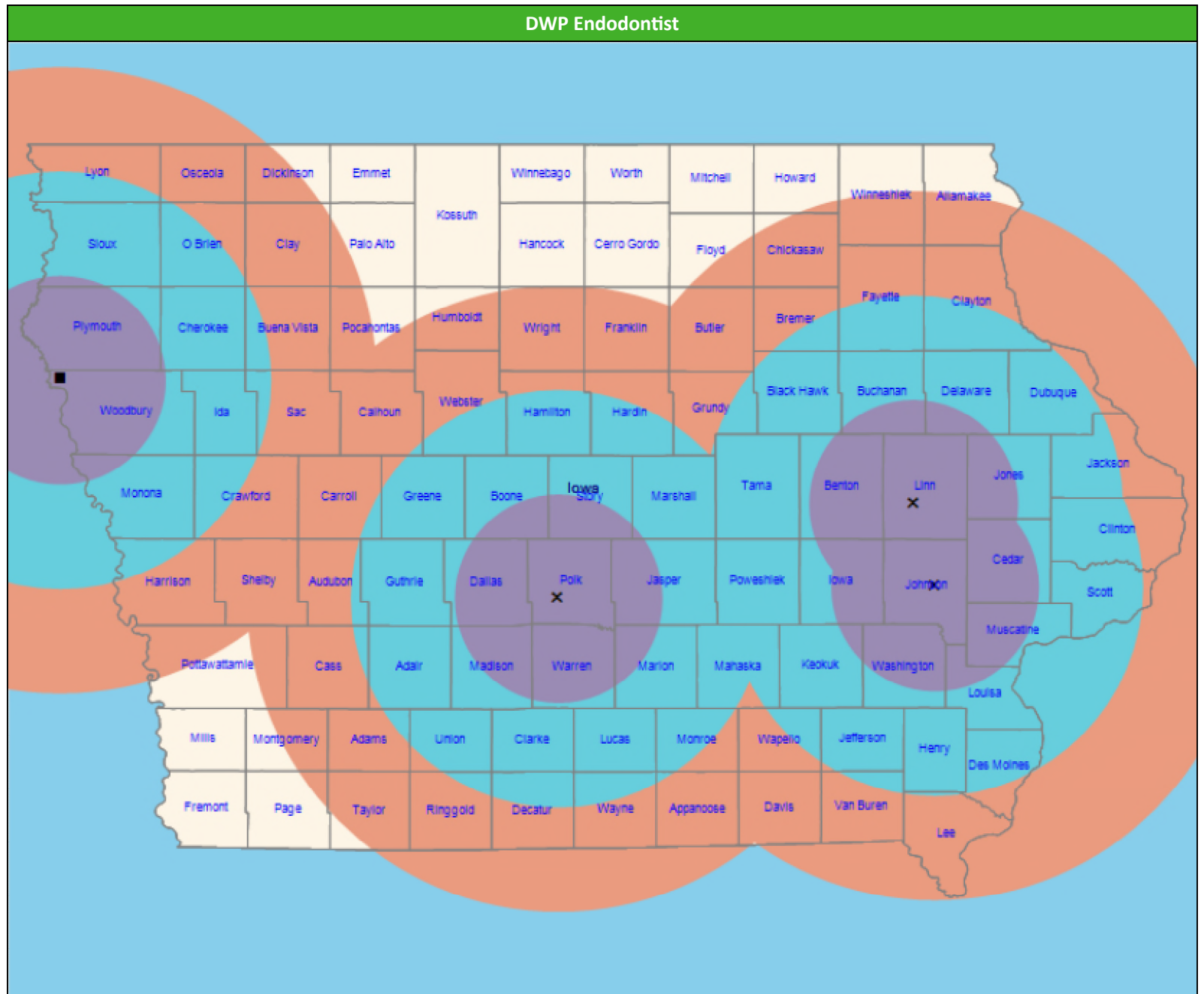
April 10, 2019

DWP ENDO

11 providers at 4 locations

- Single providers (1)
- ✕ Multiple providers (3)
- 30 mile radius
- 60 mile radius
- 90 mile radius

41.42 miles



DWP Periodontist Access Map

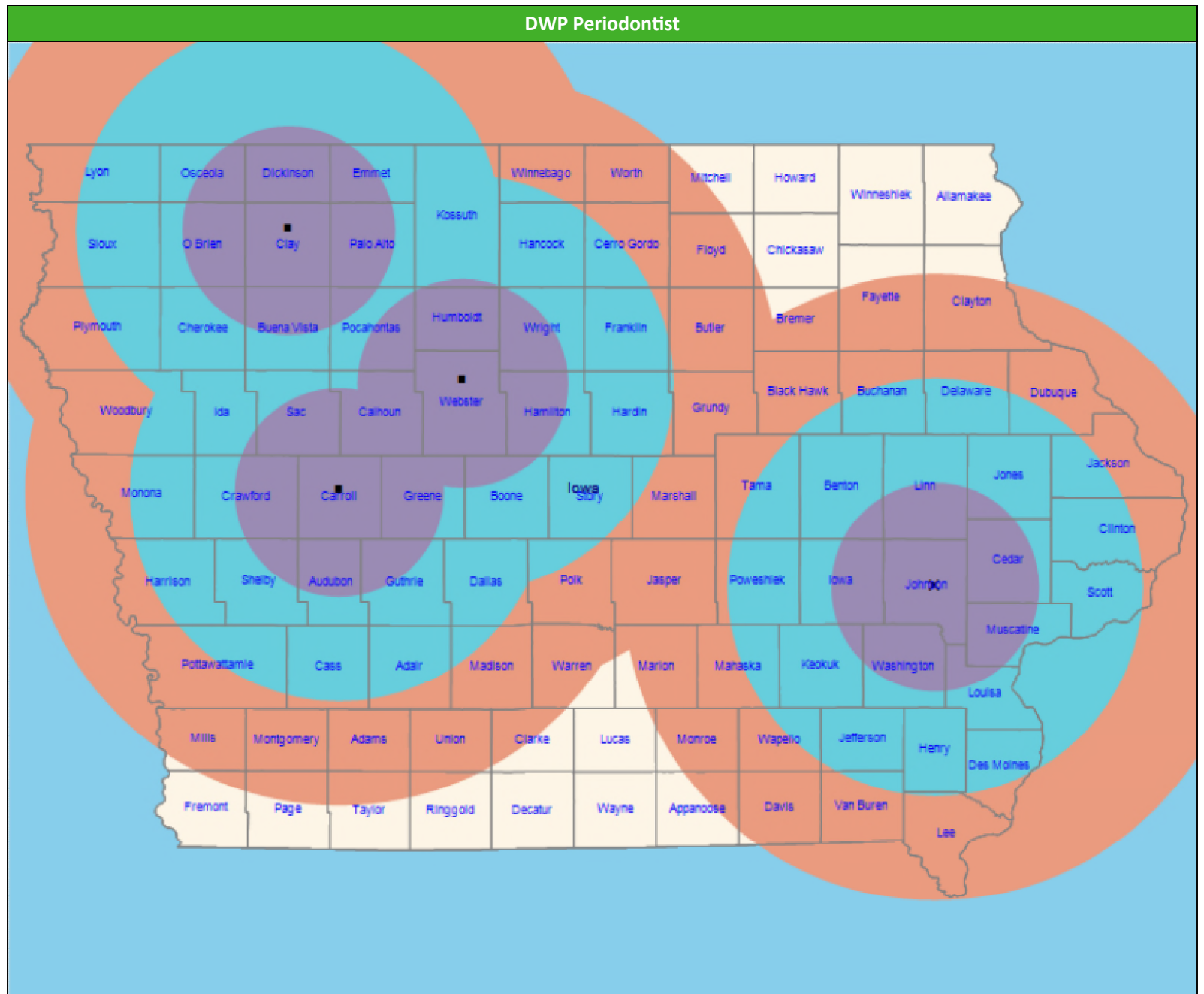
April 10, 2019

DWP PERIO

12 providers at 4 locations

- Single providers (3)
- ✕ Multiple providers (1)
- 30 mile radius
- 60 mile radius
- 90 mile radius

41.42 miles



DWP Prosthodontist Access Map

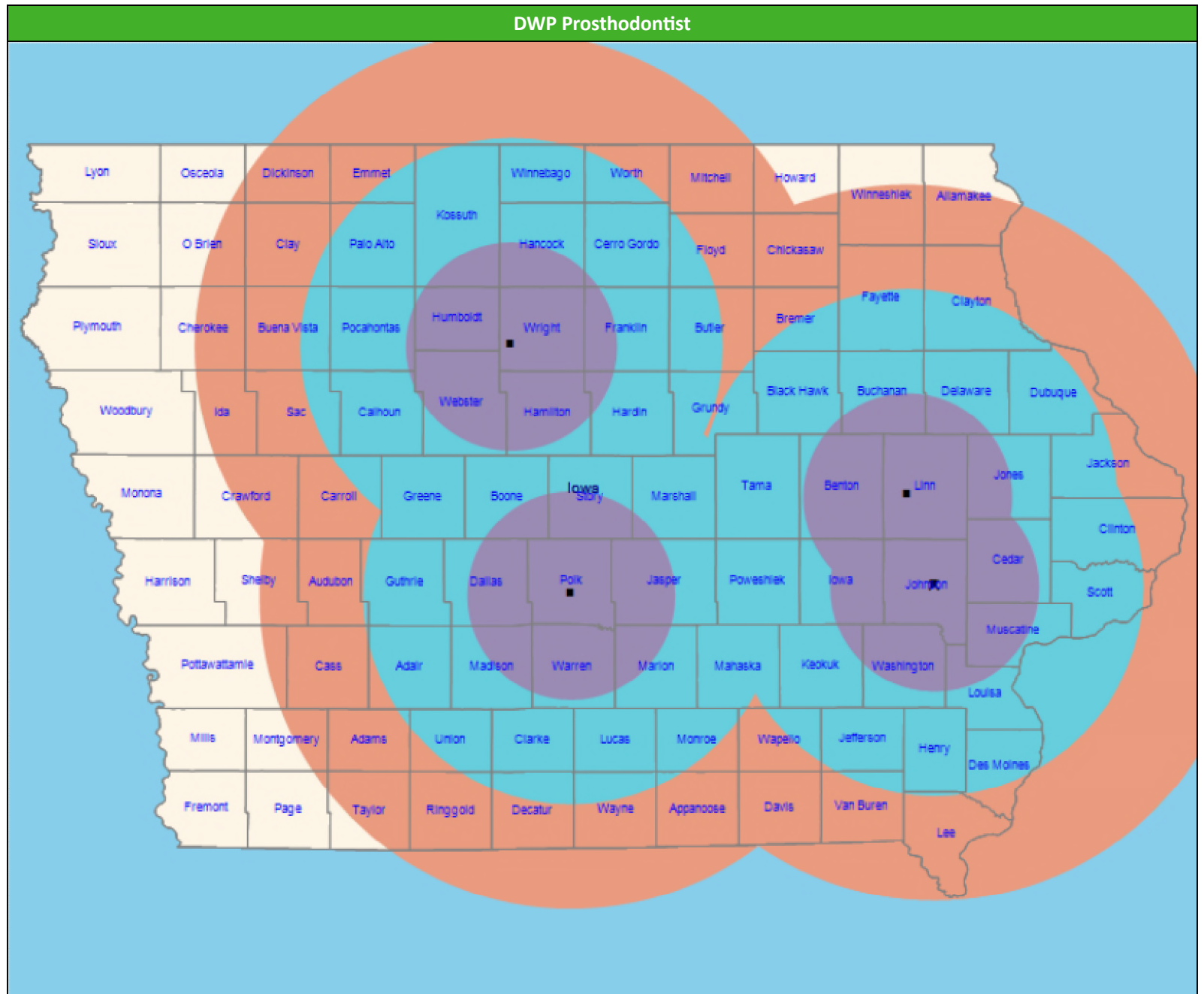
April 10, 2019

DWP PROST

21 providers at 5 locations

- Single providers (4)
- × Multiple providers (1)
- 30 mile radius
- 60 mile radius
- 90 mile radius

41.42 miles



DWP Orthodontist Access Map

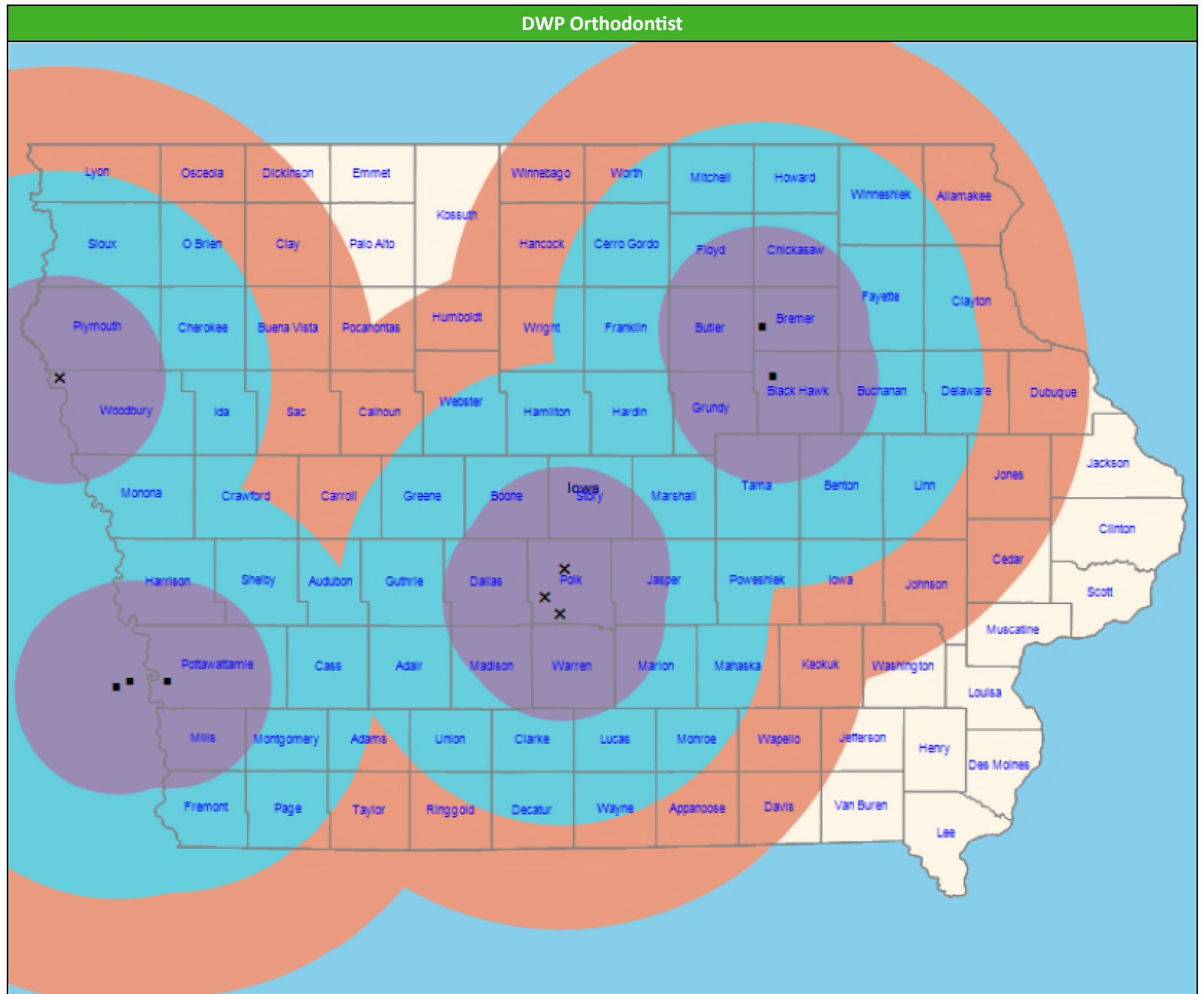
April 10, 2019

DWP ORTHO

15 providers at 9 locations

- Single providers (5)
- ✕ Multiple providers (4)
- 30 mile radius
- 60 mile radius
- 90 mile radius

41.42 miles



Access Summary By State

April 10, 2019

Access Analysis

DWP Network

Member Group

DWP Members

Provider Group

DWP GP

DWP OS

DWP ENDO

DWP PERIO

DWP PROST

DWP ORTHO

¹ Provider counts represent:

P: Unique providers

L: Unique provider locations

** These records have been excluded from the analysis because of invalid zip codes.

All Members												
Member		Provider		With Access		Without Access		Counts ¹		Average Distance		Average Time
Group	#	Group	Standard	#	%	#	%	P	L	1	2	1
DWP Members	210,431	DWP GP	1 in 30 miles an...	209,267	99.4	1,164	0.6	1,169	509	5.6	6.5	6.5
		DWP GP	1 in 60 miles an...	209,518	99.6	913	0.4	1,169	509	5.6	6.5	6.5
DWP Members		DWP GP	1 in 90 miles an...	209,568	99.6	863	0.4	1,169	509	5.6	6.5	6.5
		DWP OS	1 in 30 miles an...	146,821	69.8	63,610	30.2	154	41	20.1	22.2	23.4
		DWP OS	1 in 60 miles an...	194,618	92.5	15,813	7.5	154	41	20.1	22.2	23.4
		DWP OS	1 in 90 miles an...	208,459	99.1	1,972	0.9	154	41	20.1	22.2	23.4
		DWP ENDO	1 in 30 miles an...	69,228	32.9	141,203	67.1	11	4	48.2	59.5	67.0
		DWP ENDO	1 in 60 miles an...	93,530	44.4	116,901	55.6	11	4	48.2	59.5	67.0
		DWP ENDO	1 in 90 miles an...	142,046	67.5	68,385	32.5	11	4	48.2	59.5	67.0
		DWP PERIO	1 in 30 miles an...	18,973	9.0	191,458	91.0	12	4	64.0	73.9	81.9
		DWP PERIO	1 in 60 miles an...	57,623	27.4	152,808	72.6	12	4	64.0	73.9	81.9
		DWP PERIO	1 in 90 miles an...	117,452	55.8	92,979	44.2	12	4	64.0	73.9	81.9
		DWP PROST	1 in 30 miles an...	67,029	31.9	143,402	68.1	21	5	52.6	81.8	65.6
		DWP PROST	1 in 60 miles an...	99,056	47.1	111,375	52.9	21	5	52.6	81.8	65.6
		DWP PROST	1 in 90 miles an...	152,635	72.5	57,796	27.5	21	5	52.6	81.8	65.6
		DWP ORTHO	1 in 30 miles an...	71,420	33.9	139,011	66.1	15	9	55.8	60.8	65.5
		DWP ORTHO	1 in 60 miles an...	102,656	48.8	107,775	51.2	15	9	55.8	60.8	65.5
		DWP ORTHO	1 in 90 miles an...	147,177	69.9	63,254	30.1	15	9	55.8	60.8	65.5

Key Geographic Areas										
State Name	Member	Provider		With Access		Without Access		Average Distance		Average Time
	#	Group	Standard	#	%	#	%	1	2	1
Iowa	209,009	DWP GP	1 in 60 miles and 60 mins	209,009	100.0	0	0.0	3.2	4.1	3.6
		DWP GP	1 in 90 miles and 90 mins	209,009	100.0	0	0.0	3.2	4.1	3.6
		DWP GP	1 in 30 miles and 30 mins	208,838	99.9	171	0.1	3.2	4.1	3.6
		DWP OS	1 in 90 miles and 90 mins	207,981	99.5	1,028	0.5	17.7	19.7	20.3
		DWP OS	1 in 60 miles and 60 mins	194,220	92.9	14,789	7.1	17.7	19.7	20.3
		DWP PROST	1 in 90 miles and 90 mins	152,554	73.0	56,455	27.0	49.7	79.0	61.9
		DWP ORTHO	1 in 90 miles and 90 mins	146,943	70.3	62,066	29.7	53.2	58.1	62.3
		DWP OS	1 in 30 miles and 30 mins	146,512	70.1	62,497	29.9	17.7	19.7	20.3
		DWP ENDO	1 in 90 miles and 90 mins	141,922	67.9	67,087	32.1	45.6	56.7	62.9
		DWP PERIO	1 in 90 miles and 90 mins	117,387	56.2	91,622	43.8	61.3	71.2	78.4
		DWP ORTHO	1 in 60 miles and 60 mins	102,462	49.0	106,547	51.0	53.2	58.1	62.3
		DWP PROST	1 in 60 miles and 60 mins	99,055	47.4	109,954	52.6	49.7	79.0	61.9
		DWP ENDO	1 in 60 miles and 60 mins	93,482	44.7	115,527	55.3	45.6	56.7	62.9
		DWP ORTHO	1 in 30 miles and 30 mins	71,247	34.1	137,762	65.9	53.2	58.1	62.3
		DWP ENDO	1 in 30 miles and 30 mins	69,192	33.1	139,817	66.9	45.6	56.7	62.9
		DWP PROST	1 in 30 miles and 30 mins	67,029	32.1	141,980	67.9	49.7	79.0	61.9
DWP PERIO	1 in 60 miles and 60 mins	57,617	27.6	151,392	72.4	61.3	71.2	78.4		

Access Summary By City

April 10, 2019

Access Analysis

DWP Network

Member Group

DWP Members

Provider Group

DWP GP

DWP OS

DWP ENDO

DWP PERIO

DWP PROST

DWP ORTHO

¹ Provider counts represent:

P: Unique providers

L: Unique provider locations

** These records have been excluded from the analysis because of invalid zip codes.

All Members												
Member		Provider		With Access		Without Access		Counts ¹		Average Distance		Average Time
Group	#	Group	Standard	#	%	#	%	P	L	1	2	1
DWP Members	210,431	DWP GP	1 in 30 miles an...	209,267	99.4	1,164	0.6	1,169	509	5.6	6.5	6.5
		DWP GP	1 in 60 miles an...	209,518	99.6	913	0.4	1,169	509	5.6	6.5	6.5
DWP Members		DWP GP	1 in 90 miles an...	209,568	99.6	863	0.4	1,169	509	5.6	6.5	6.5
		DWP OS	1 in 30 miles an...	146,821	69.8	63,610	30.2	154	41	20.1	22.2	23.4
		DWP OS	1 in 60 miles an...	194,618	92.5	15,813	7.5	154	41	20.1	22.2	23.4
		DWP OS	1 in 90 miles an...	208,459	99.1	1,972	0.9	154	41	20.1	22.2	23.4
		DWP ENDO	1 in 30 miles an...	69,228	32.9	141,203	67.1	11	4	48.2	59.5	67.0
		DWP ENDO	1 in 60 miles an...	93,530	44.4	116,901	55.6	11	4	48.2	59.5	67.0
		DWP ENDO	1 in 90 miles an...	142,046	67.5	68,385	32.5	11	4	48.2	59.5	67.0
		DWP PERIO	1 in 30 miles an...	18,973	9.0	191,458	91.0	12	4	64.0	73.9	81.9
		DWP PERIO	1 in 60 miles an...	57,623	27.4	152,808	72.6	12	4	64.0	73.9	81.9
		DWP PERIO	1 in 90 miles an...	117,452	55.8	92,979	44.2	12	4	64.0	73.9	81.9
		DWP PROST	1 in 30 miles an...	67,029	31.9	143,402	68.1	21	5	52.6	81.8	65.6
		DWP PROST	1 in 60 miles an...	99,056	47.1	111,375	52.9	21	5	52.6	81.8	65.6
		DWP PROST	1 in 90 miles an...	152,635	72.5	57,796	27.5	21	5	52.6	81.8	65.6
		DWP ORTHO	1 in 30 miles an...	71,420	33.9	139,011	66.1	15	9	55.8	60.8	65.5
		DWP ORTHO	1 in 60 miles an...	102,656	48.8	107,775	51.2	15	9	55.8	60.8	65.5
		DWP ORTHO	1 in 90 miles an...	147,177	69.9	63,254	30.1	15	9	55.8	60.8	65.5

Key Geographic Areas										
City	Member	Provider		With Access		Without Access		Average Distance		Average Time
	#	Group	Standard	#	%	#	%	1	2	1
Des Moines, IA	23,238	DWP GP	1 in 30 miles and 30 mins	23,238	100.0	0	0.0	0.8	1.0	1.3
		DWP GP	1 in 60 miles and 60 mins	23,238	100.0	0	0.0	0.8	1.0	1.3
		DWP GP	1 in 90 miles and 90 mins	23,238	100.0	0	0.0	0.8	1.0	1.3
		DWP OS	1 in 90 miles and 90 mins	23,238	100.0	0	0.0	2.7	3.1	4.2
		DWP ORTHO	1 in 90 miles and 90 mins	23,237	99.9	1	0.1	4.3	4.3	6.7
		DWP PROST	1 in 90 miles and 90 mins	23,235	99.9	3	0.1	5.3	77.4	7.9
		DWP ENDO	1 in 90 miles and 90 mins	23,233	99.9	5	0.1	4.2	4.2	7.4
		DWP OS	1 in 60 miles and 60 mins	23,233	99.9	5	0.1	2.7	3.1	4.2
		DWP ORTHO	1 in 60 miles and 60 mins	23,232	99.9	6	0.1	4.3	4.3	6.7
		DWP OS	1 in 30 miles and 30 mins	23,228	99.9	10	0.1	2.7	3.1	4.2
		DWP PROST	1 in 60 miles and 60 mins	23,228	99.9	10	0.1	5.3	77.4	7.9
		DWP ORTHO	1 in 30 miles and 30 mins	23,226	99.9	12	0.1	4.3	4.3	6.7
		DWP ENDO	1 in 60 miles and 60 mins	23,225	99.9	13	0.1	4.2	4.2	7.4
		DWP PROST	1 in 30 miles and 30 mins	23,224	99.9	14	0.1	5.3	77.4	7.9
		DWP ENDO	1 in 30 miles and 30 mins	23,223	99.9	15	0.1	4.2	4.2	7.4
		DWP PERIO	1 in 90 miles and 90 mins	6,489	27.9	16,749	72.1	74.1	77.1	96.7
DWP PERIO	1 in 60 miles and 60 mins	3	0.1	23,235	99.9	74.1	77.1	96.7		