

Network Access Analysis

hawk-i

Delta Dental of Iowa

April 10, 2019

Contents

Report Contents

Access Overview 30 Miles	3
<i>hawk Members: hawk GP, hawk Members: hawk OS, hawk Members: hawk Endo, hawk Members: hawk Ortho, hawk Members: hawk Perio, hawk Members: hawk Prost</i>	
Access Overview 60 Miles	9
<i>hawk Members: hawk GP, hawk Members: hawk OS, hawk Members: hawk Endo, hawk Members: hawk Ortho, hawk Members: hawk Perio, hawk Members: hawk Prost</i>	
Access Overview 90 Miles	15
<i>hawk Members: hawk GP, hawk Members: hawk OS, hawk Members: hawk Endo, hawk Members: hawk Ortho, hawk Members: hawk Perio, hawk Members: hawk Prost</i>	
hawk-i GP Access Map	21
hawk-i Oral Surgeon Access Map	22
hawk-i Endodontist Access Map	23
hawk-i Orthodontist Access Map	24
hawk-i Periodontist Access Map	25
hawk-i Prothodontist Access Map	26
Access Summary By State Name	27
Access Summary By City	28

Access Overview 30 Miles

April 10, 2019

Access Analysis

hawki

Member / Provider Groups

hawki Members

hawki GP


Comparison Graph

Percent of members with access to a choice of providers over miles

- 1st closest
- 2nd closest

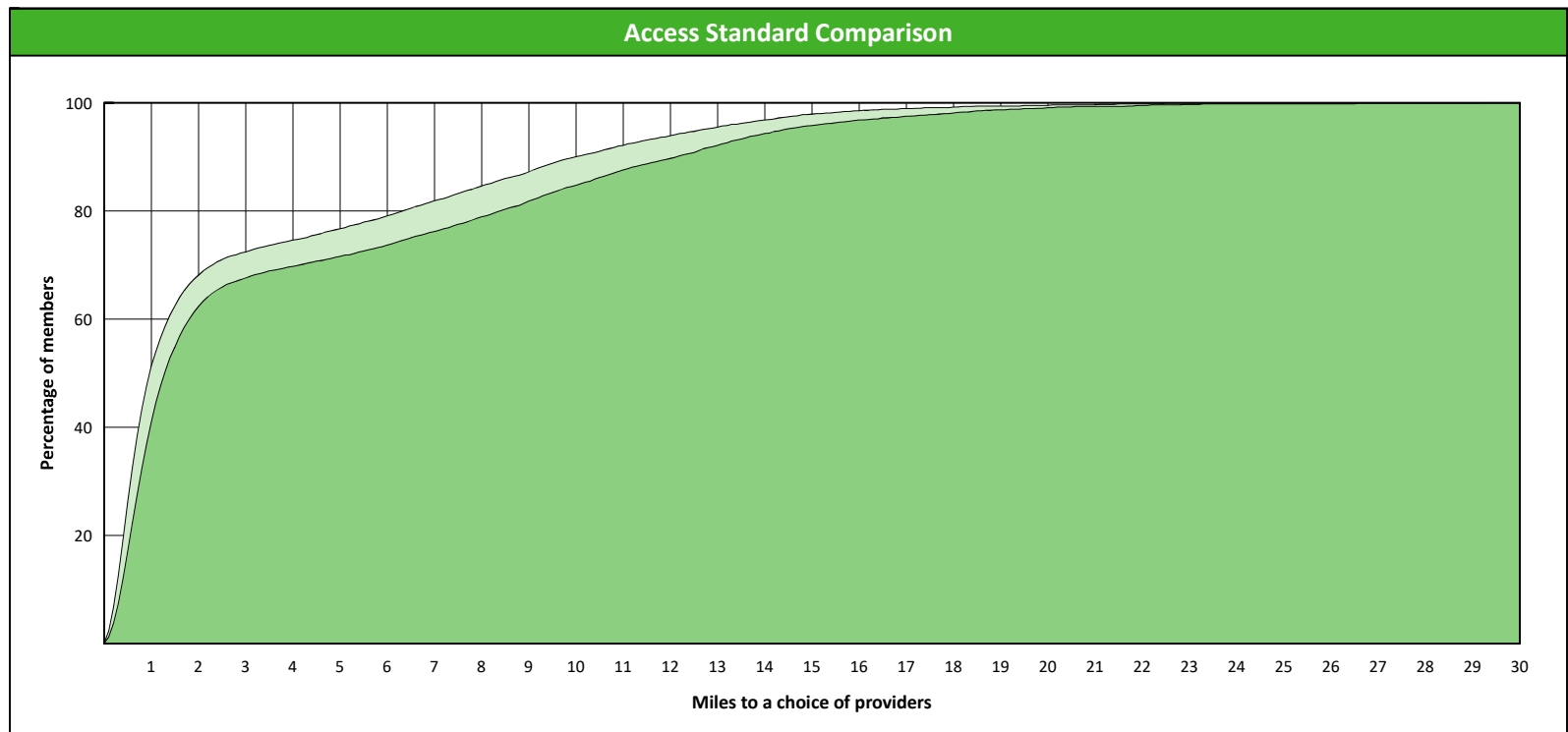
¹ The Access Standard is defined as (hawki Members) members accessing:

- 1 (hawki GP) provider in 30 miles and 30 minutes



Distances/Times

	Average
Distance/Time to 1st closest provider	3.3 miles 3.6 mins
Distance/Time to 2nd closest provider	4.1 miles 4.6 mins



Access Overview 30 Miles

April 10, 2019

Access Analysis

hawki

Member / Provider Groups

hawki Members

hawki OS

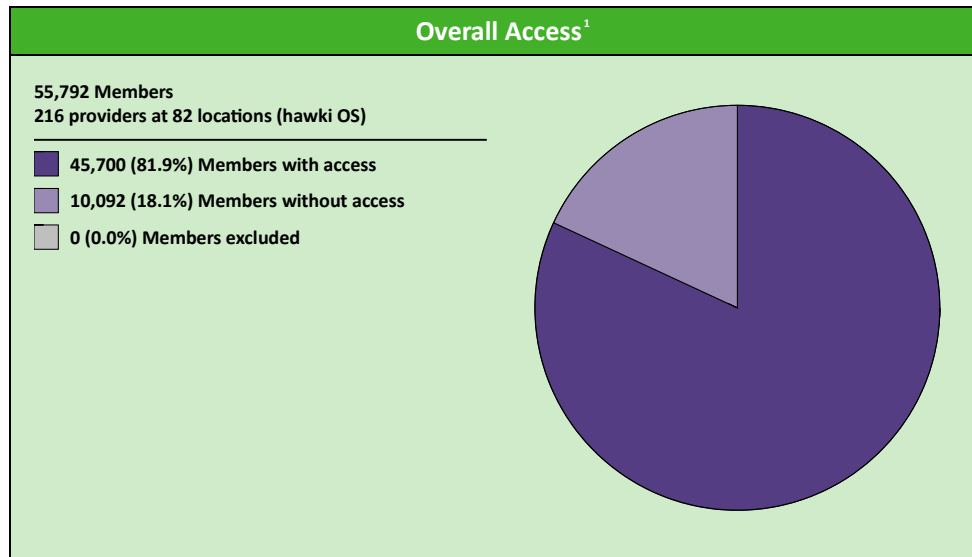
Comparison Graph

Percent of members with access to a choice of providers over miles

- 1st closest
- 2nd closest

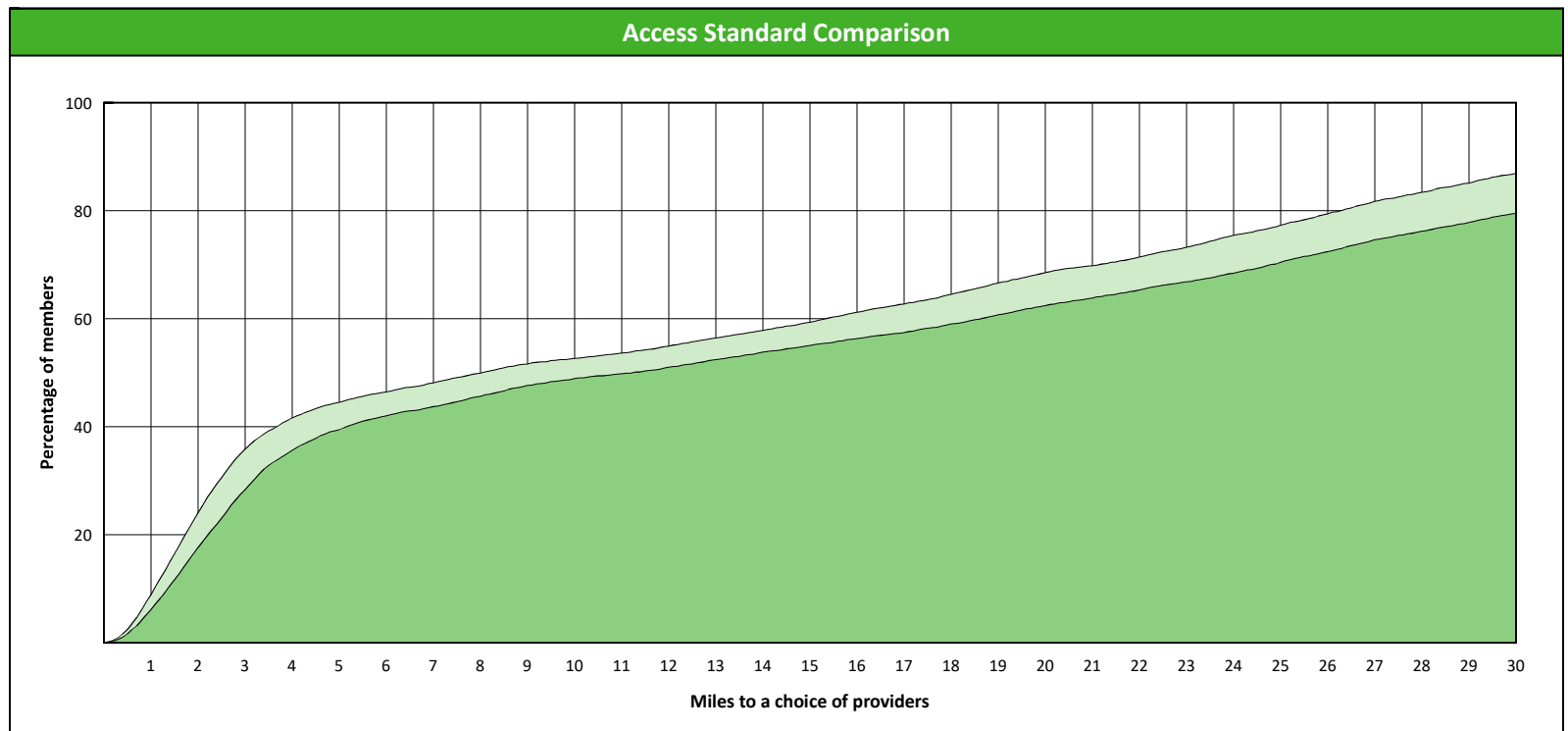
¹ The Access Standard is defined as (hawki Members) members accessing:

- 1 (hawki OS) provider in 30 miles and 30 minutes



Distances/Times

	Average
Distance/Time to 1st closest provider	14.1 miles 15.9 mins
Distance/Time to 2nd closest provider	17.2 miles 19.3 mins



Access Overview 30 Miles

April 10, 2019

Access Analysis

hawki

Member / Provider Groups

hawki Members

hawki Endo


Comparison Graph

Percent of members with access to a choice of providers over miles

- 1st closest
- 2nd closest

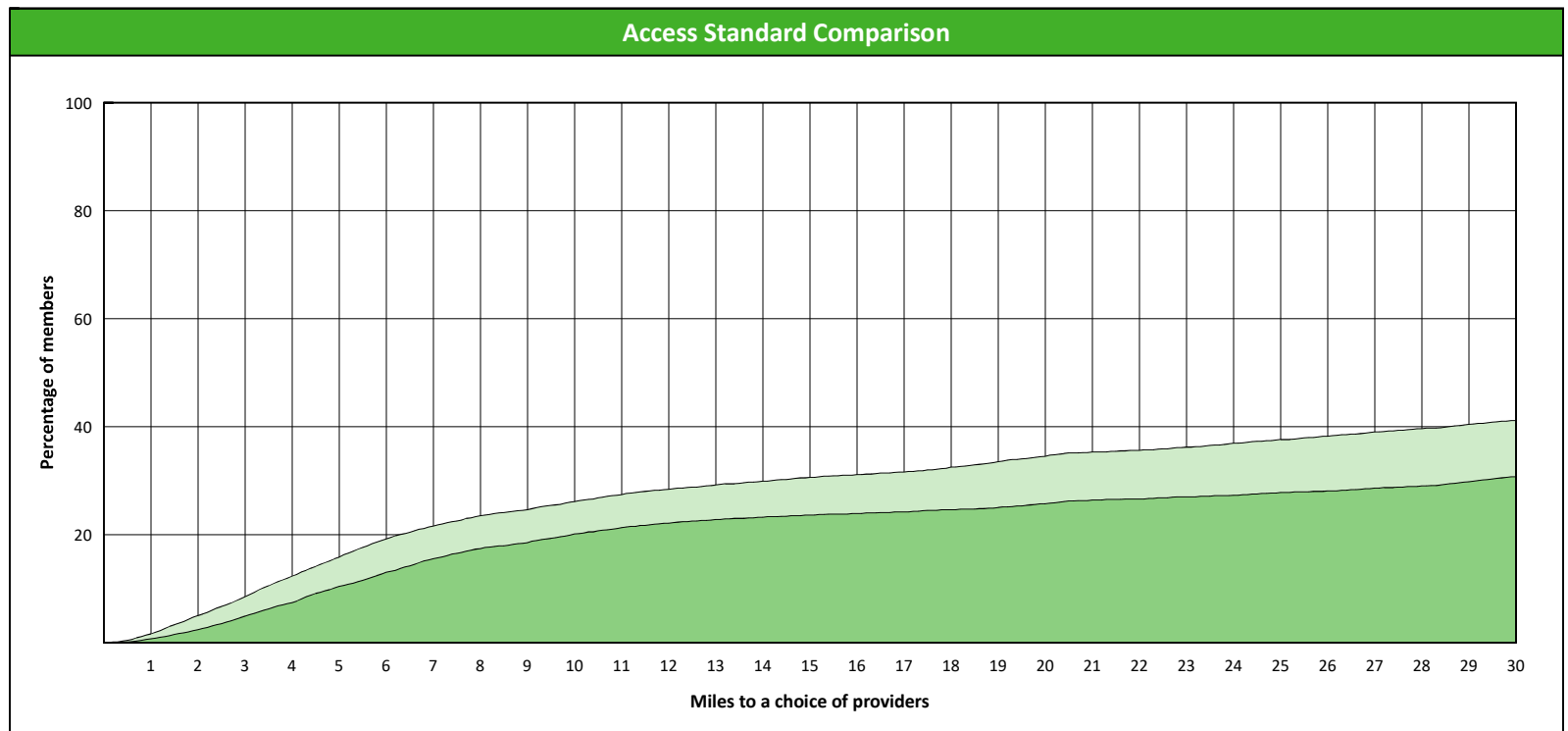
¹ The Access Standard is defined as (hawki Members) members accessing:

- 1 (hawki Endo) provider in 30 miles and 30 minutes



Distances/Times

	Average
Distance/Time to 1st closest provider	41.6 miles 51.0 mins
Distance/Time to 2nd closest provider	48.5 miles 60.6 mins



Access Overview 30 Miles

April 10, 2019

Access Analysis

hawki

Member / Provider Groups

hawki Members

hawki Ortho

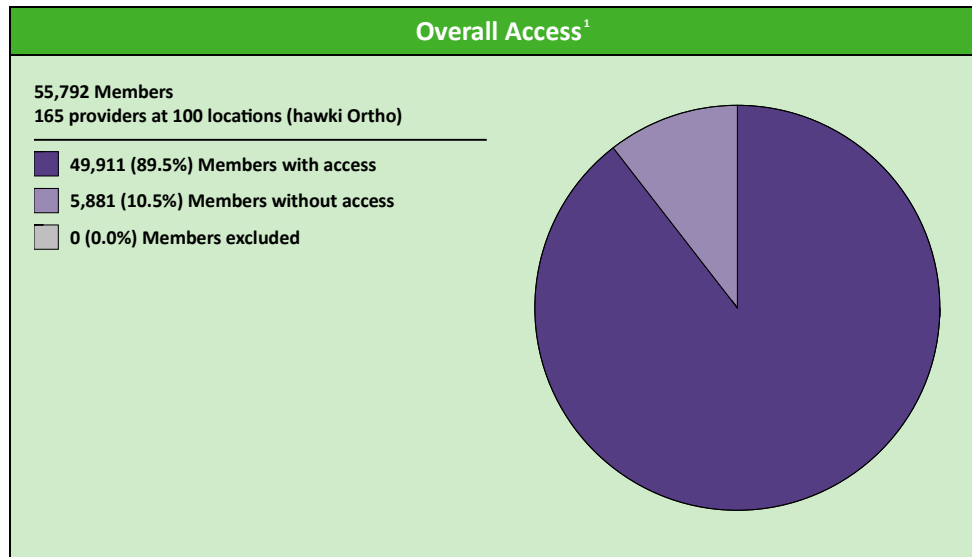
Comparison Graph

Percent of members with access to a choice of providers over miles

- 1st closest
- 2nd closest

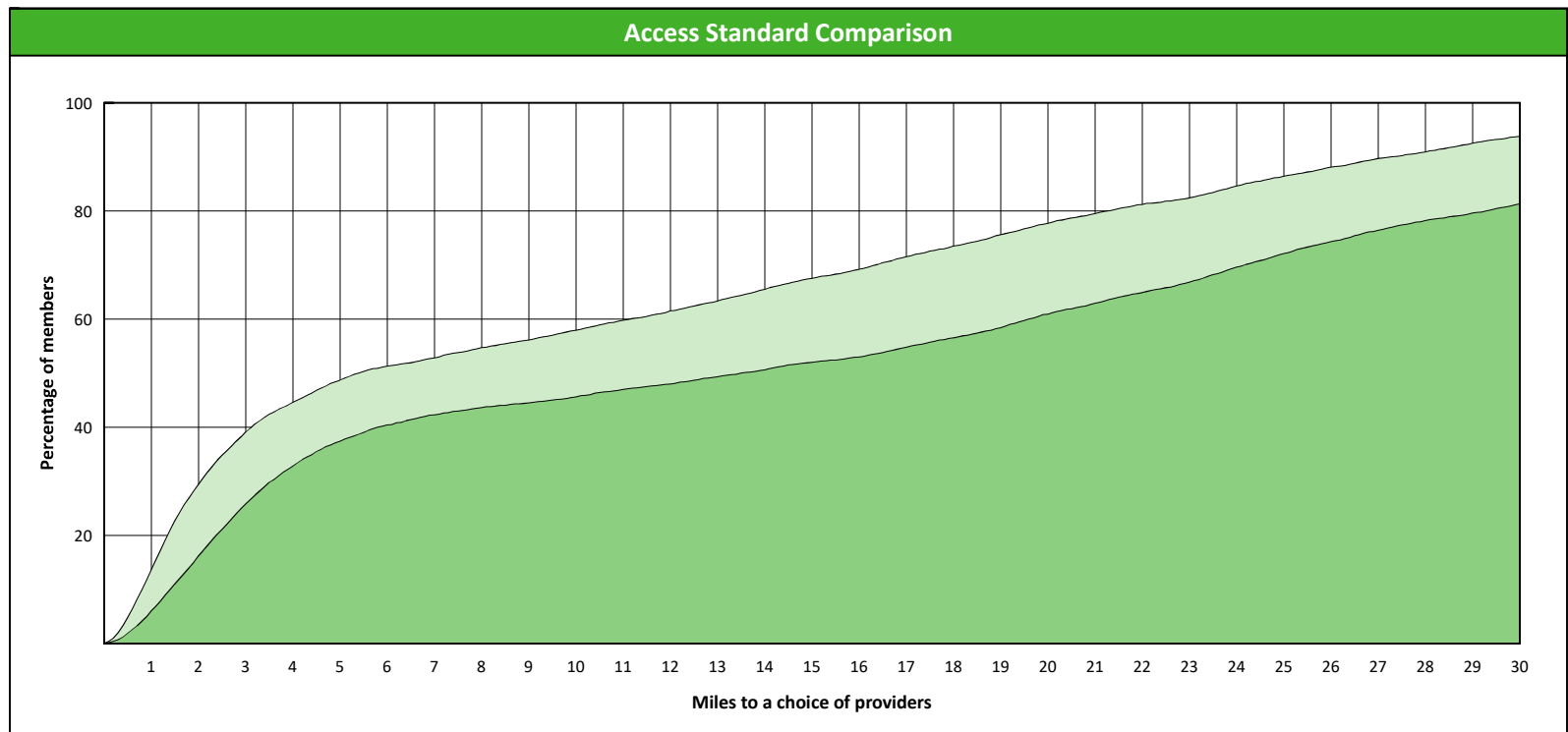
¹ The Access Standard is defined as (hawki Members) members accessing:

1 (hawki Ortho) provider in 30 miles and 30 minutes



Distances/Times

	Average
Distance/Time to 1st closest provider	11.0 miles 12.3 mins
Distance/Time to 2nd closest provider	16.8 miles 18.7 mins



Access Overview 30 Miles

April 10, 2019

Access Analysis

hawki

Member / Provider Groups

hawki Members

hawki Perio


Comparison Graph

Percent of members with access to a choice of providers over miles

- 1st closest
- 2nd closest

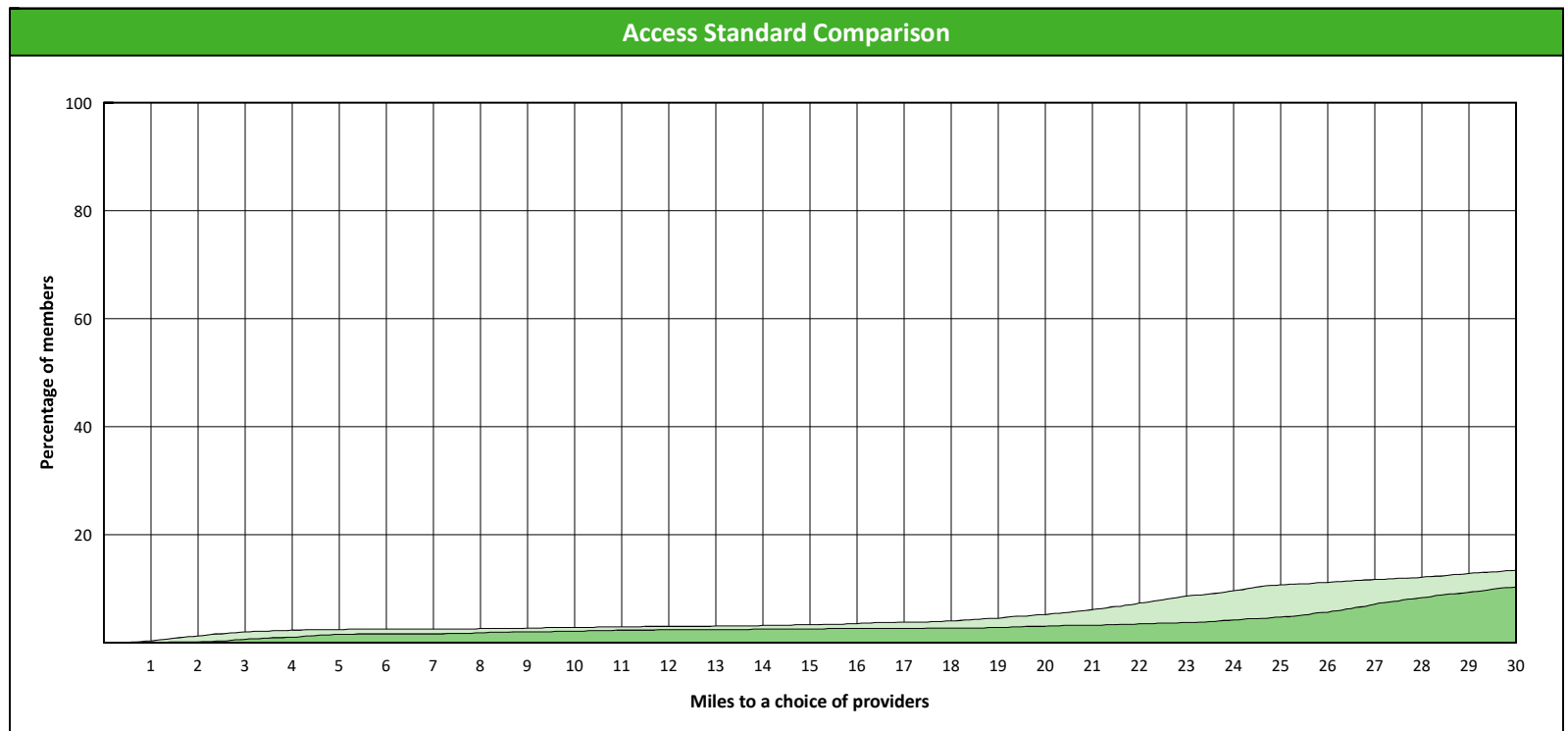
¹ The Access Standard is defined as (hawki Members) members accessing:

- 1 (hawki Perio) provider in 30 miles and 30 minutes



Distances/Times

	Average
Distance/Time to 1st closest provider	114.0 miles 133.4 mins
Distance/Time to 2nd closest provider	119.5 miles 143.0 mins



Access Overview 30 Miles

April 10, 2019

Access Analysis

hawki

Member / Provider Groups

hawki Members

hawki Prost


Comparison Graph

Percent of members with access to a choice of providers over miles

- 1st closest
- 2nd closest

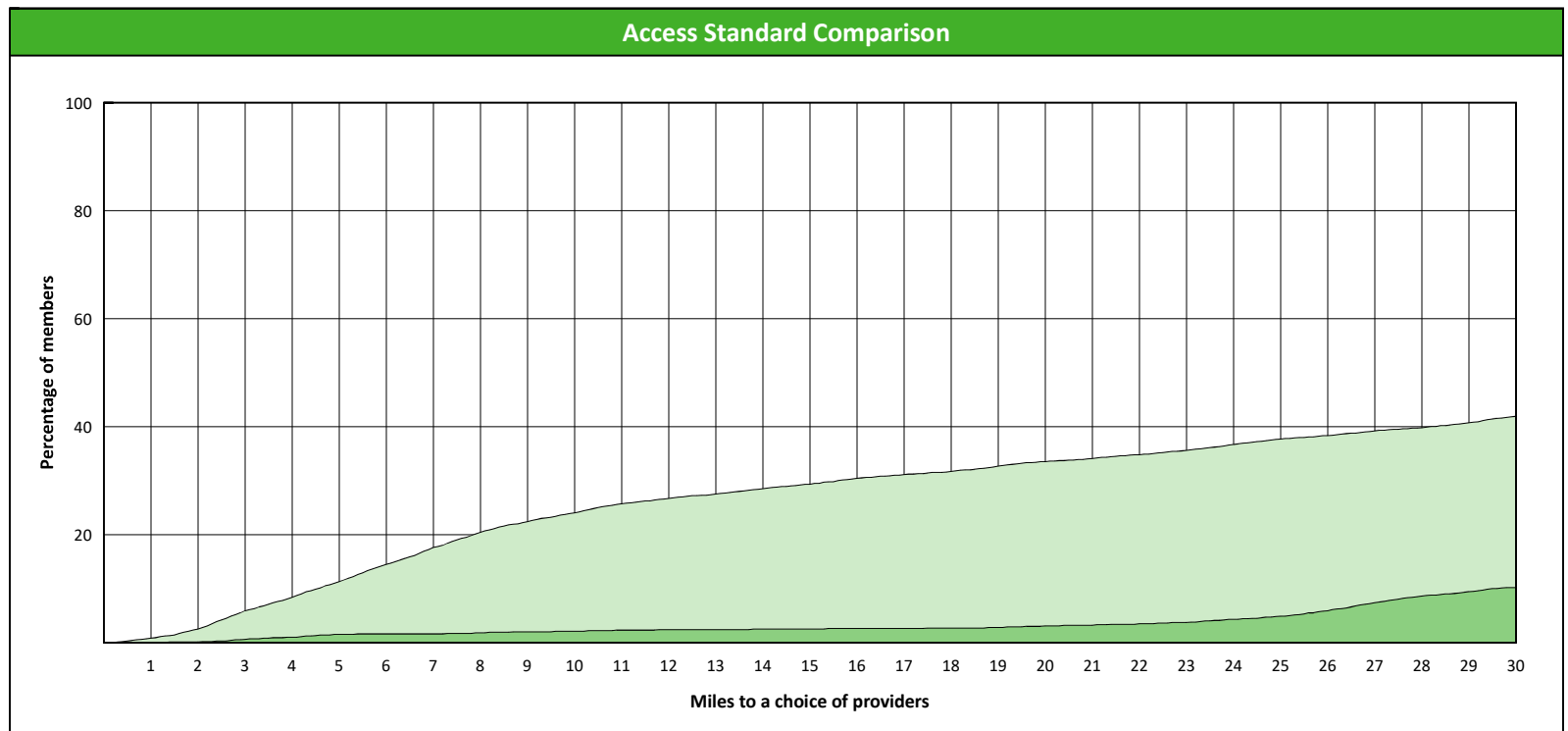
¹ The Access Standard is defined as (hawki Members) members accessing:

- 1 (hawki Prost) provider in 30 miles and 30 minutes



Distances/Times

	Average
Distance/Time to 1st closest provider	47.5 miles 56.4 mins
Distance/Time to 2nd closest provider	80.1 miles 97.5 mins



Access Overview 60 Miles

April 10, 2019

Access Analysis

hawki

Member / Provider Groups

hawki Members

hawki GP

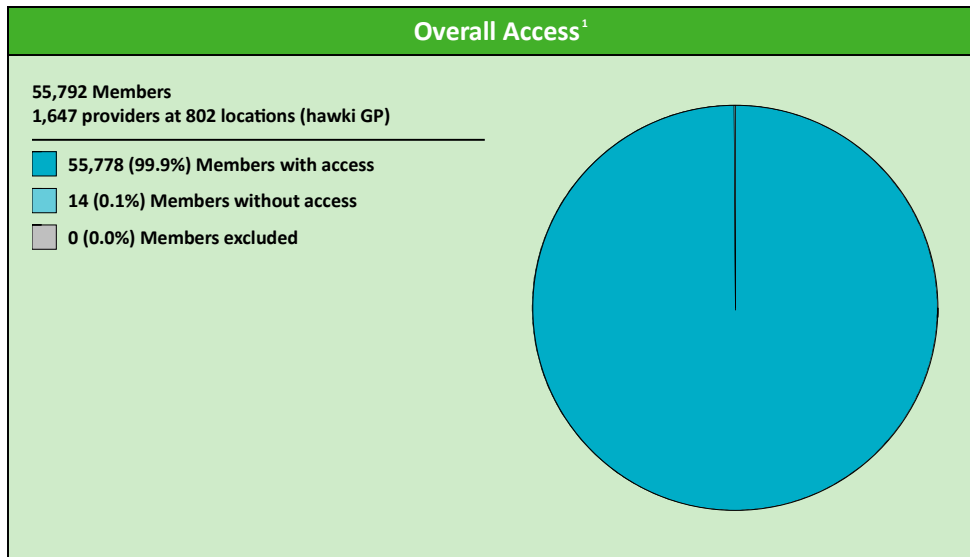
Comparison Graph

Percent of members with access to a choice of providers over miles

- 1st closest
- 2nd closest

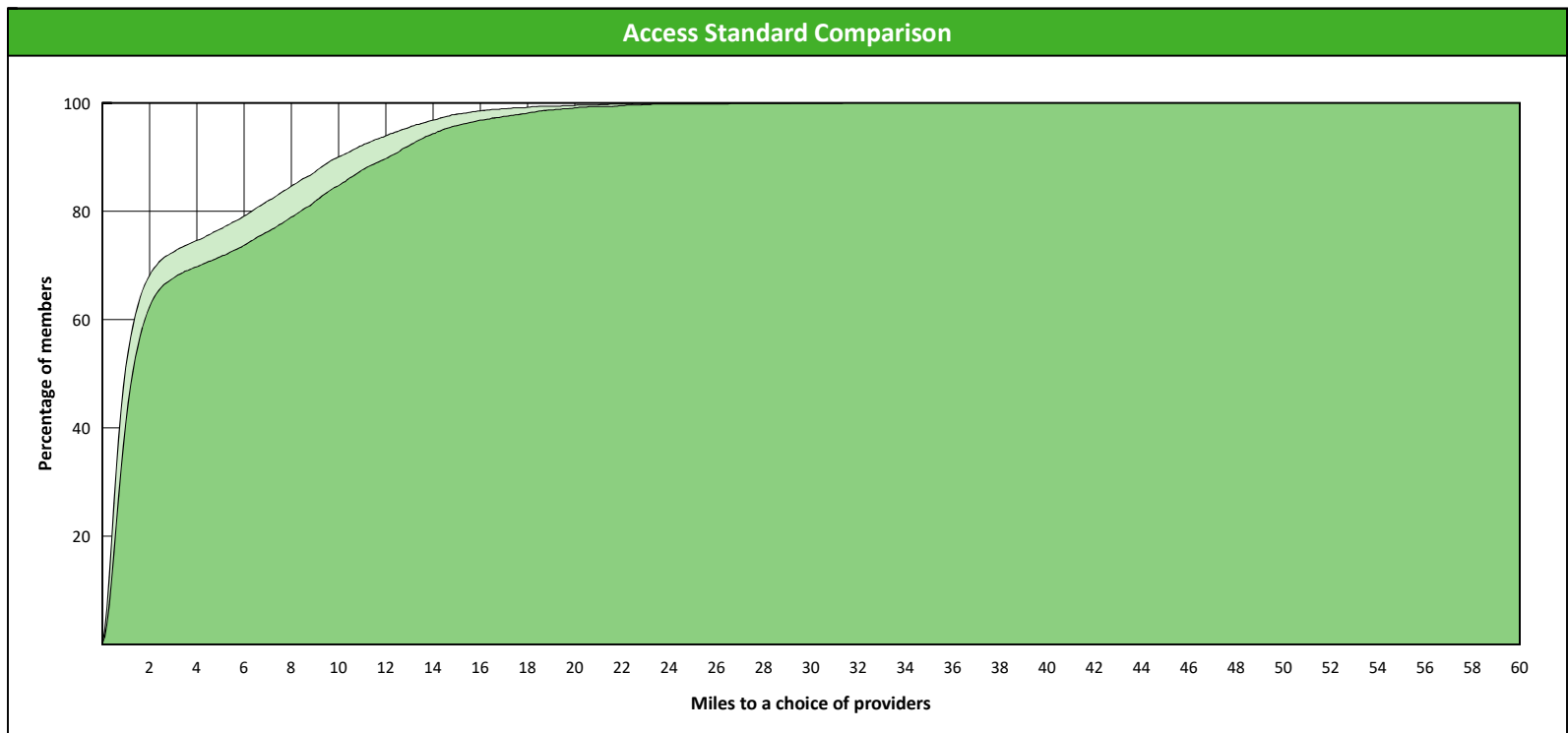
¹ The Access Standard is defined as (hawki Members) members accessing:

- 1 (hawki GP) provider in 60 miles and 60 minutes



Distances/Times

	Average
Distance/Time to 1st closest provider	3.3 miles 3.6 mins
Distance/Time to 2nd closest provider	4.1 miles 4.6 mins



Access Overview 60 Miles

April 10, 2019

Access Analysis

hawki

Member / Provider Groups

hawki Members

hawki OS


Comparison Graph

Percent of members with access to a choice of providers over miles

- 1st closest
- 2nd closest

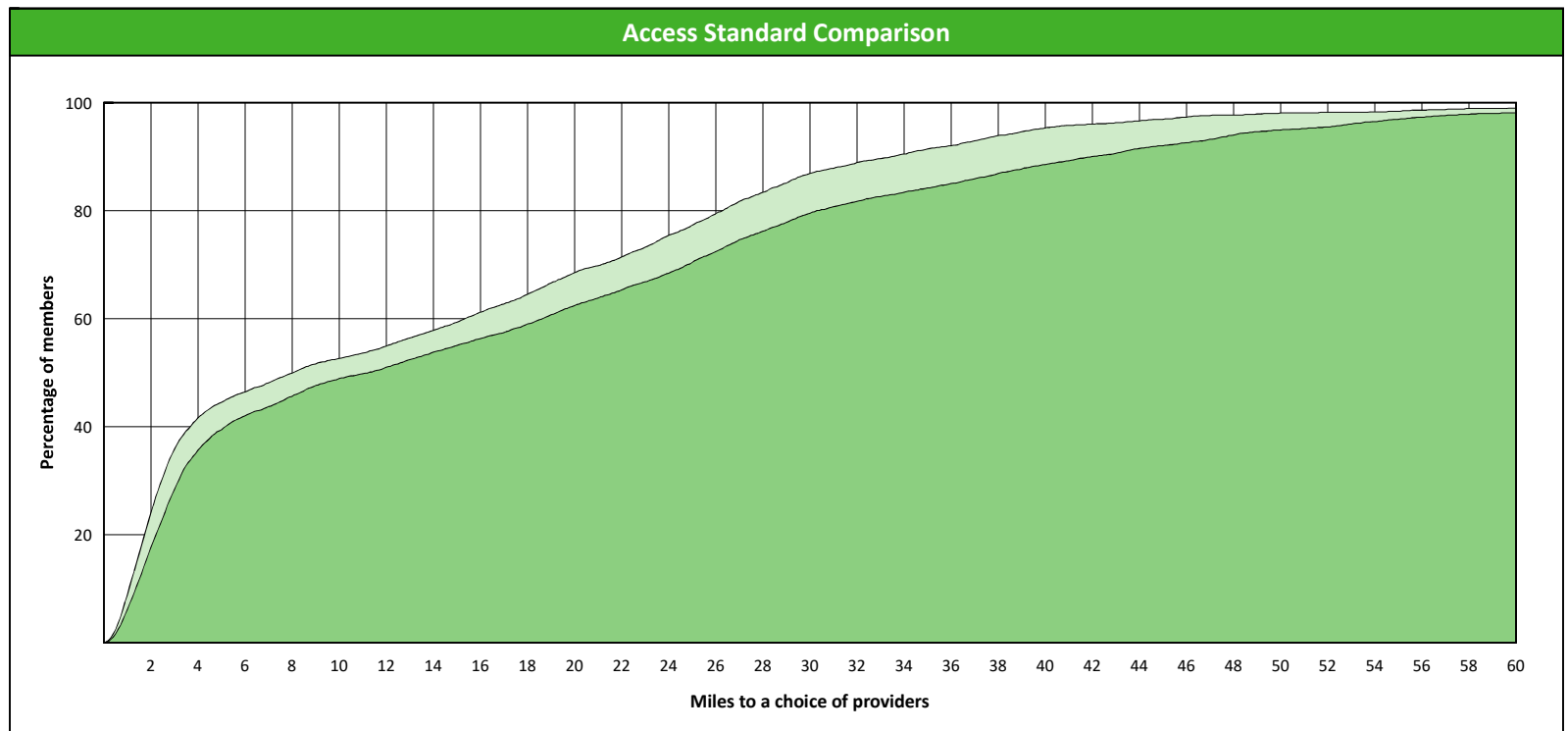
¹ The Access Standard is defined as (hawki Members) members accessing:

- 1 (hawki OS) provider in 60 miles and 60 minutes



Distances/Times

	Average
Distance/Time to 1st closest provider	14.1 miles 15.9 mins
Distance/Time to 2nd closest provider	17.2 miles 19.3 mins



Access Overview 60 Miles

April 10, 2019

Access Analysis

hawki

Member / Provider Groups

hawki Members

hawki Endo


Comparison Graph

Percent of members with access to a choice of providers over miles

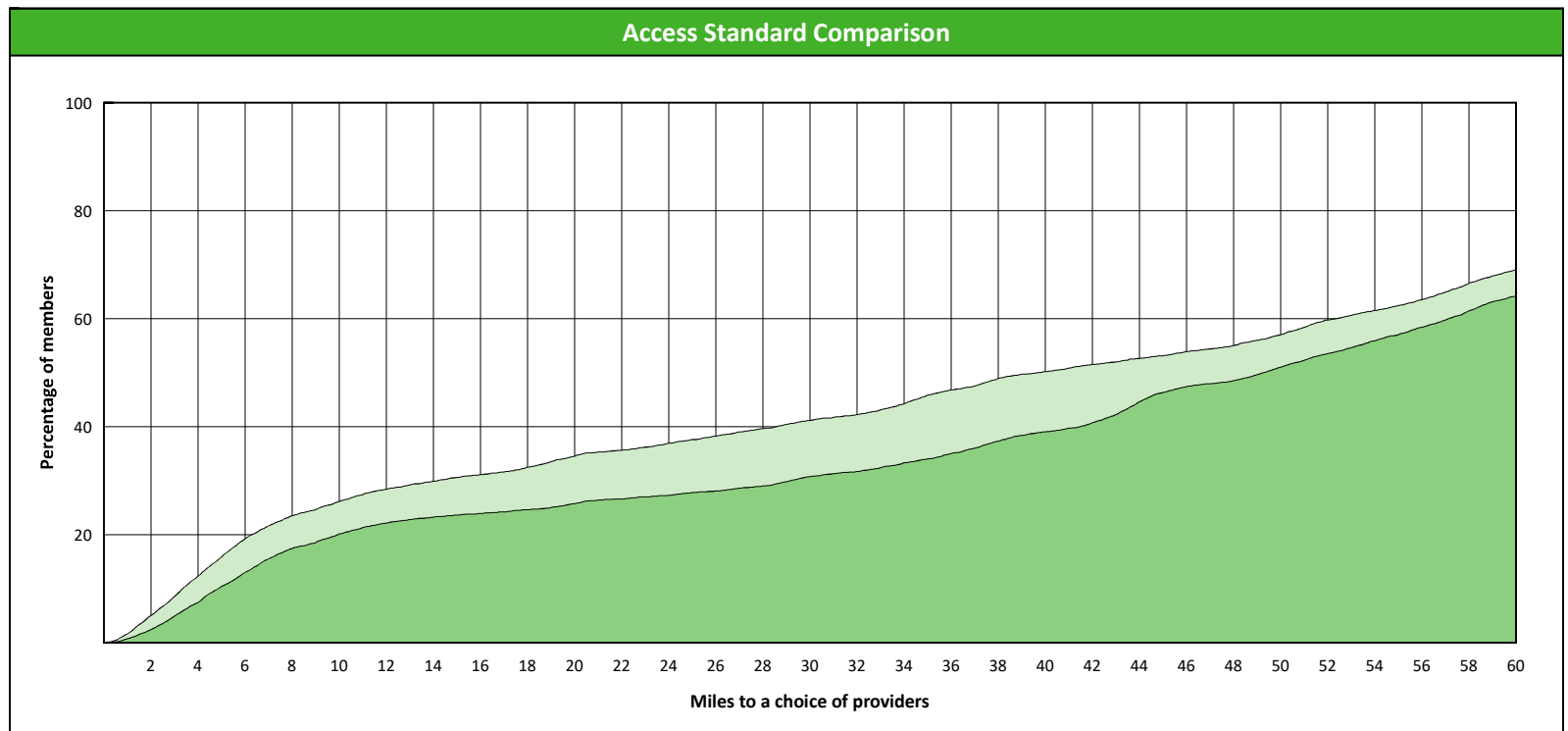
- 1st closest
- 2nd closest

¹ The Access Standard is defined as (hawki Members) members accessing:

- 1 (hawki Endo) provider in 60 miles and 60 minutes



Distances/Times	
	Average
Distance/Time to 1st closest provider	41.6 miles 51.0 mins
Distance/Time to 2nd closest provider	48.5 miles 60.6 mins



Access Overview 60 Miles

April 10, 2019

Access Analysis

hawki

Member / Provider Groups

hawki Members

hawki Ortho

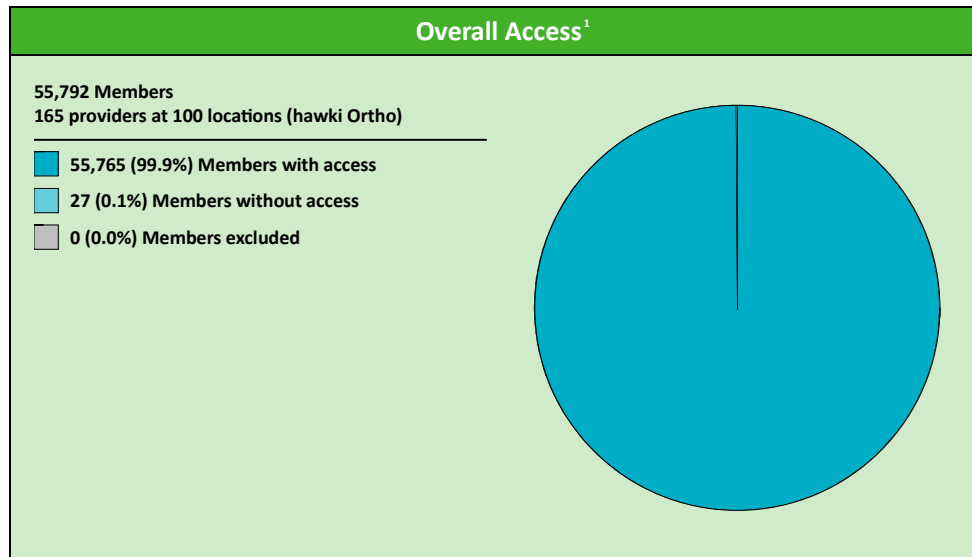
Comparison Graph

Percent of members with access to a choice of providers over miles

- 1st closest
- 2nd closest

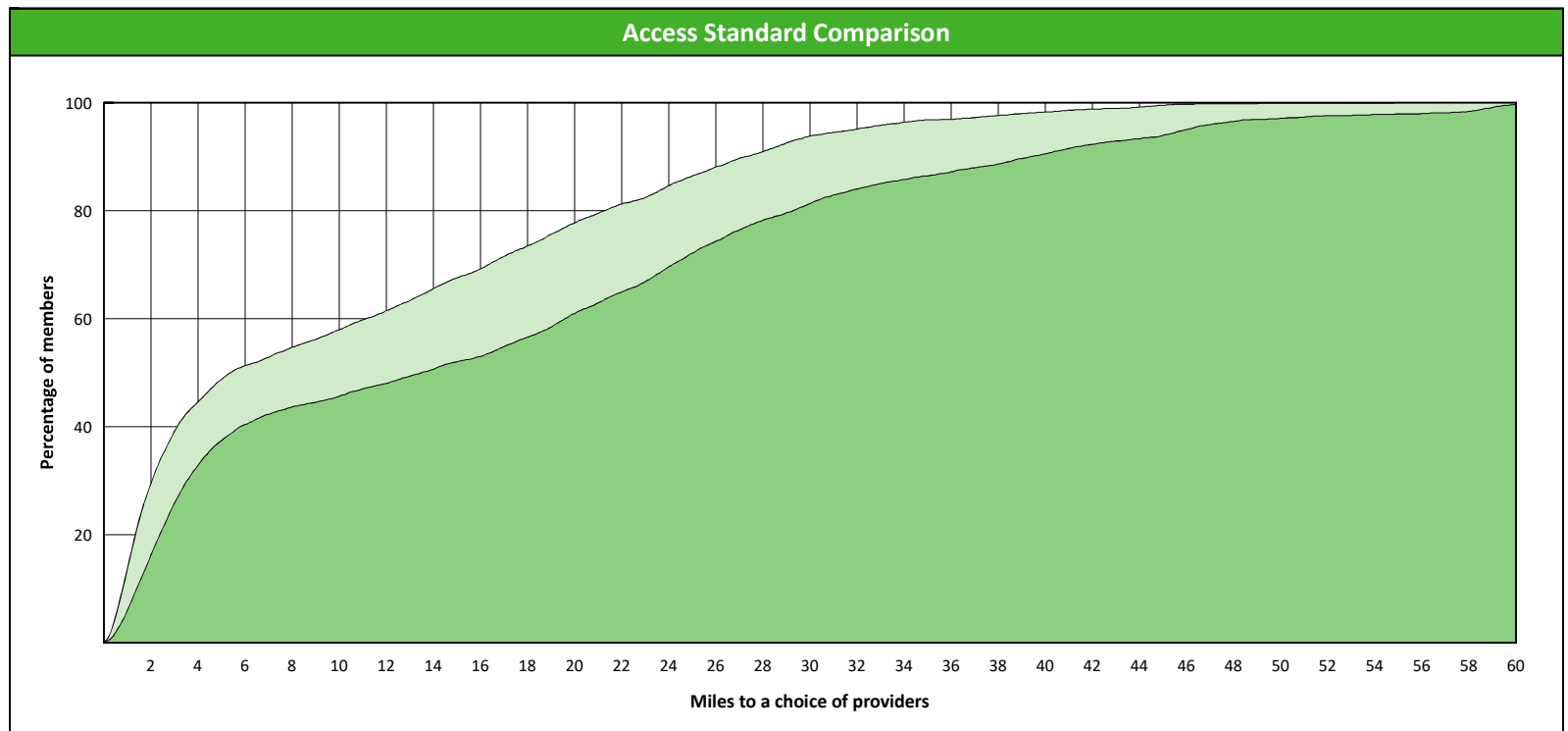
¹ The Access Standard is defined as (hawki Members) members accessing:

1 (hawki Ortho) provider in 60 miles and 60 minutes



Distances/Times

	Average
Distance/Time to 1st closest provider	11.0 miles 12.3 mins
Distance/Time to 2nd closest provider	16.8 miles 18.7 mins



Access Overview 60 Miles

April 10, 2019

Access Analysis

hawki

Member / Provider Groups

hawki Members

hawki Perio


Comparison Graph

Percent of members with access to a choice of providers over miles

- 1st closest
- 2nd closest

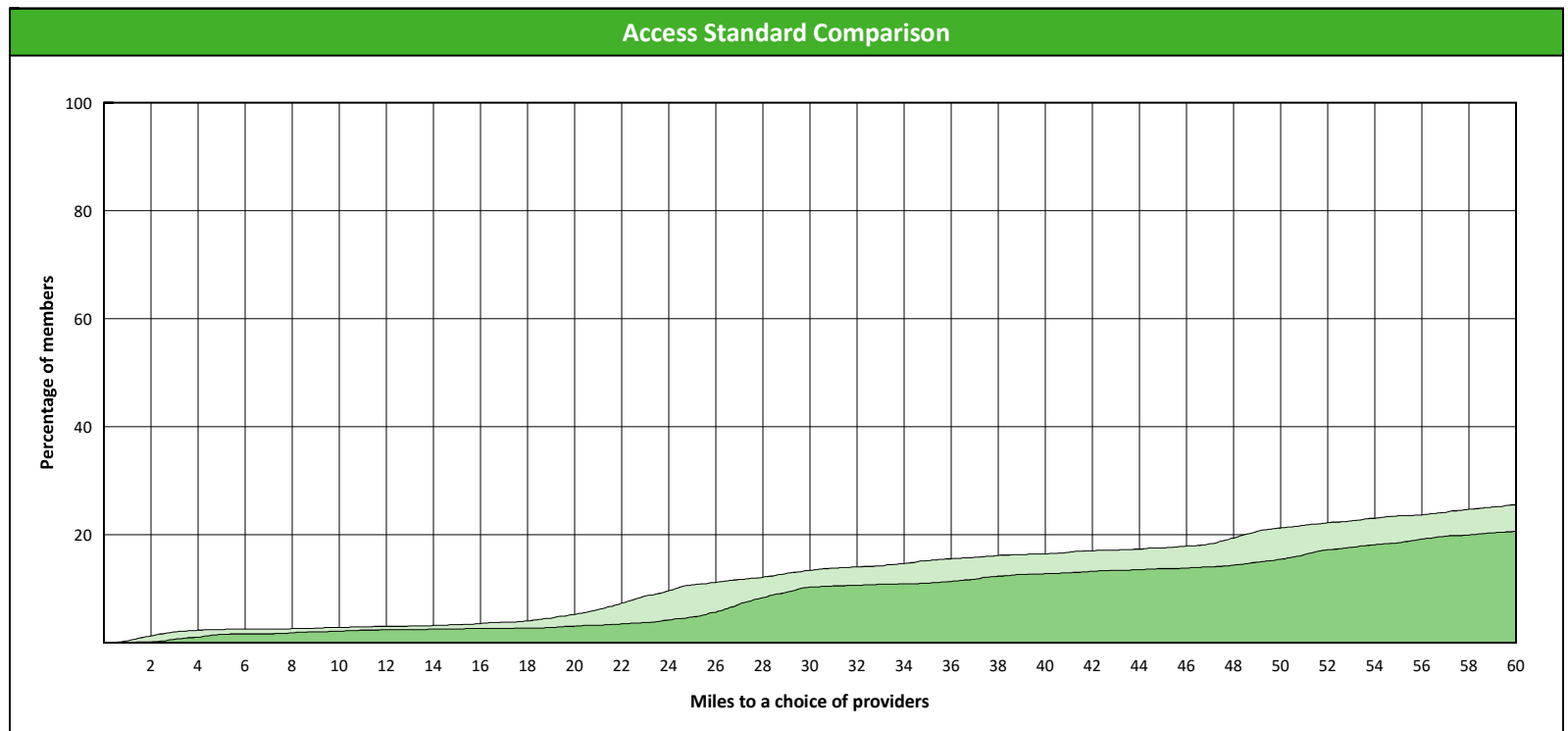
¹ The Access Standard is defined as (hawki Members) members accessing:

- 1 (hawki Perio) provider in 60 miles and 60 minutes



Distances/Times

	Average
Distance/Time to 1st closest provider	114.0 miles 133.4 mins
Distance/Time to 2nd closest provider	119.5 miles 143.0 mins



Access Overview 60 Miles

April 10, 2019

Access Analysis

hawki

Member / Provider Groups

hawki Members

hawki Prost


Comparison Graph

Percent of members with access to a choice of providers over miles

- 1st closest
- 2nd closest

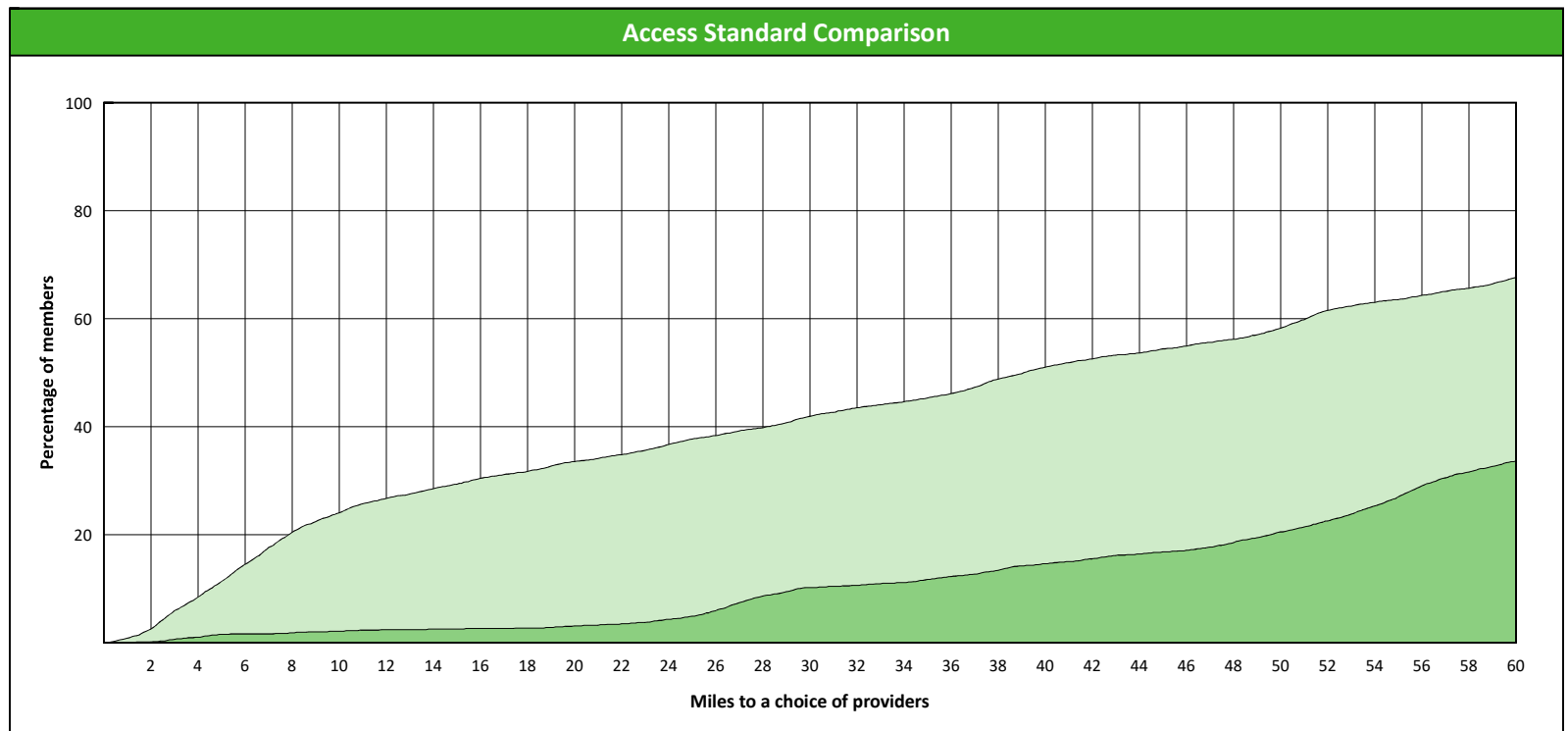
¹ The Access Standard is defined as (hawki Members) members accessing:

- 1 (hawki Prost) provider in 60 miles and 60 minutes



Distances/Times

	Average
Distance/Time to 1st closest provider	47.5 miles 56.4 mins
Distance/Time to 2nd closest provider	80.1 miles 97.5 mins



Access Overview 90 Miles

April 10, 2019

Access Analysis

hawki

Member / Provider Groups

hawki Members

hawki GP


Comparison Graph

Percent of members with access to a choice of providers over miles

- 1st closest
- 2nd closest

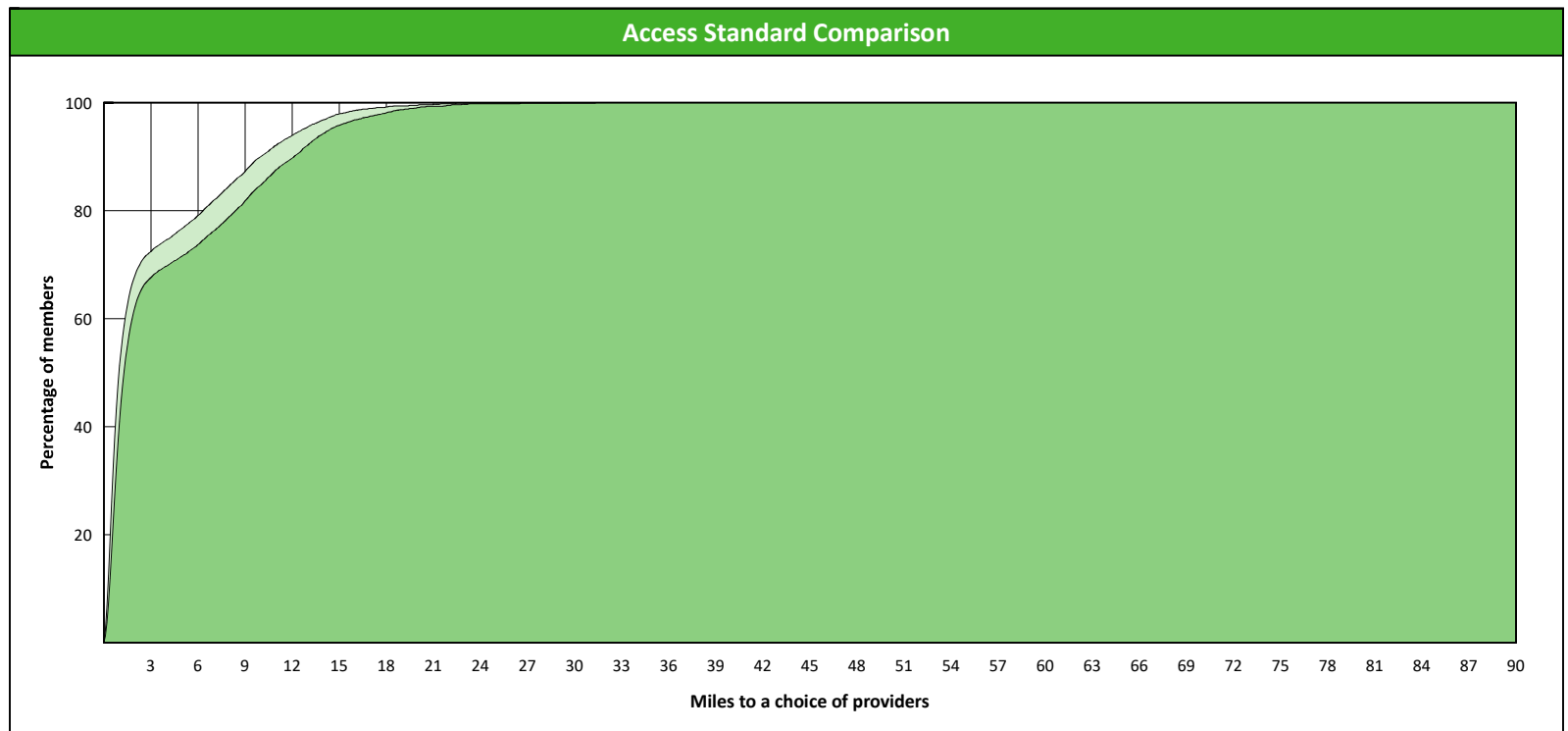
¹ The Access Standard is defined as (hawki Members) members accessing:

- 1 (hawki GP) provider in 90 miles and 90 minutes



Distances/Times

	Average
Distance/Time to 1st closest provider	3.3 miles 3.6 mins
Distance/Time to 2nd closest provider	4.1 miles 4.6 mins



Access Overview 90 Miles

April 10, 2019

Access Analysis

hawki

Member / Provider Groups

hawki Members

hawki OS


Comparison Graph

Percent of members with access to a choice of providers over miles

- 1st closest
- 2nd closest

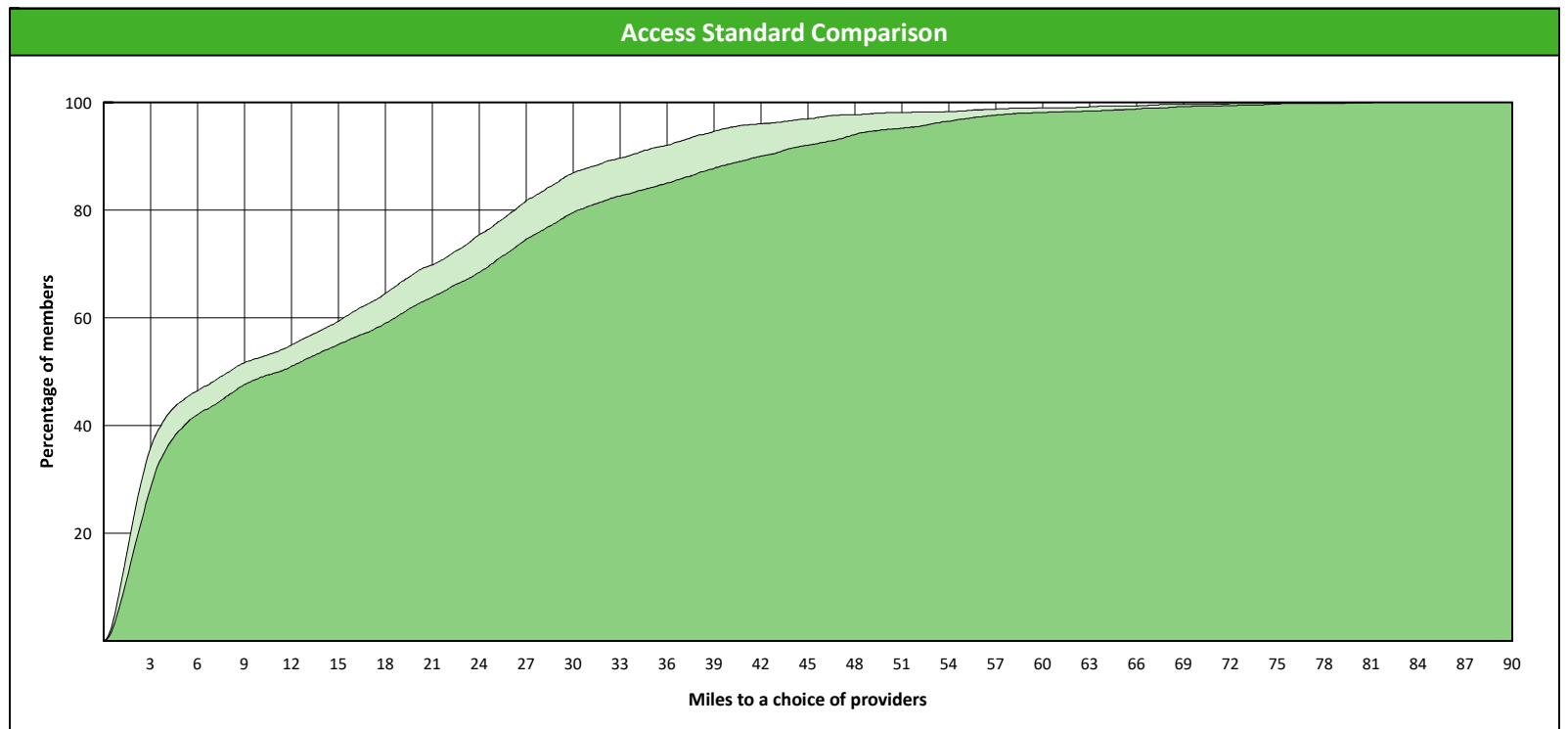
¹ The Access Standard is defined as (hawki Members) members accessing:

- 1 (hawki OS) provider in 90 miles and 90 minutes



Distances/Times

		Average
Distance/Time to 1st closest provider		14.1 miles 15.9 mins
Distance/Time to 2nd closest provider		17.2 miles 19.3 mins



Access Overview 90 Miles

April 10, 2019

Access Analysis

hawki

Member / Provider Groups

hawki Members

hawki Endo

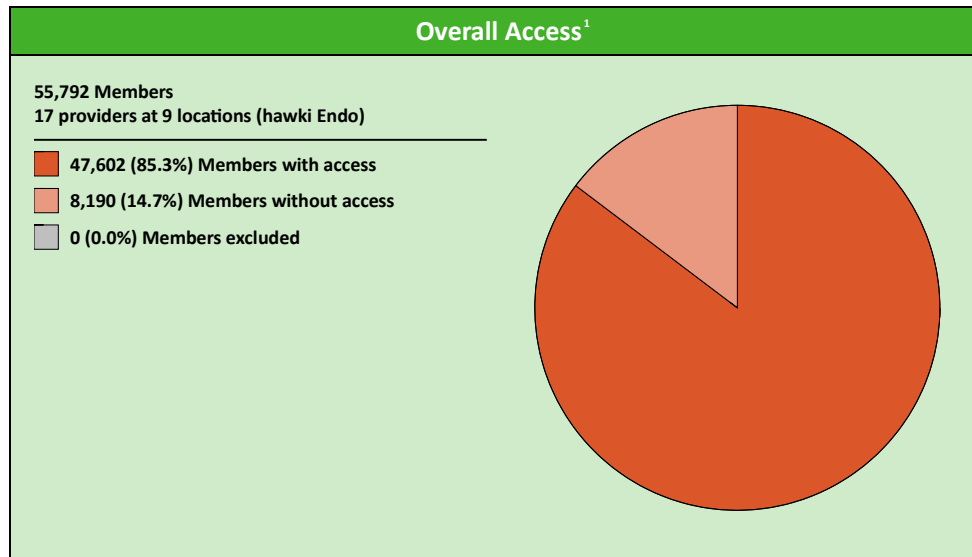
Comparison Graph

Percent of members with access to a choice of providers over miles

- 1st closest
- 2nd closest

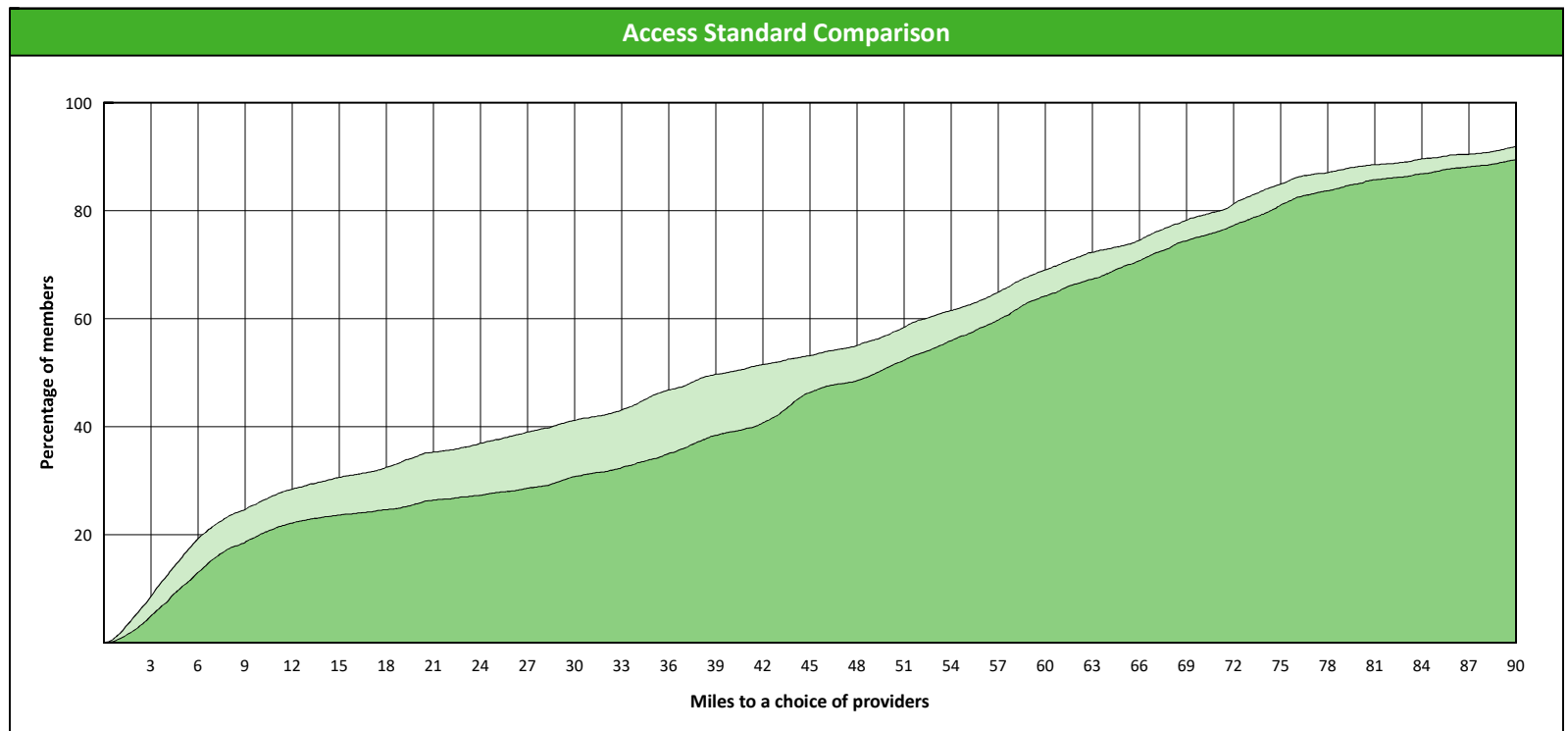
¹ The Access Standard is defined as (hawki Members) members accessing:

- 1 (hawki Endo) provider in 90 miles and 90 minutes



Distances/Times

	Average
Distance/Time to 1st closest provider	41.6 miles 51.0 mins
Distance/Time to 2nd closest provider	48.5 miles 60.6 mins



Access Overview 90 Miles

April 10, 2019

Access Analysis

hawki

Member / Provider Groups

hawki Members

hawki Ortho

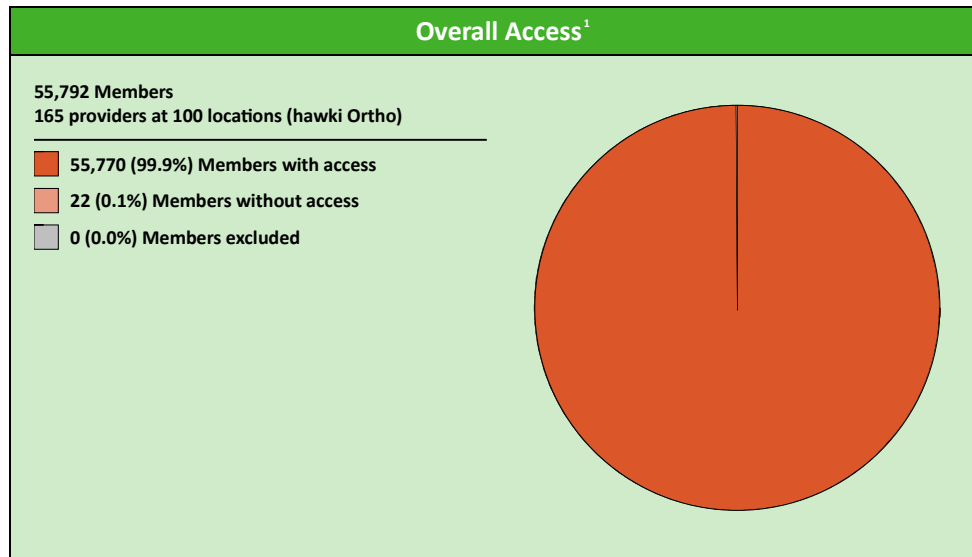
Comparison Graph

Percent of members with access to a choice of providers over miles

- 1st closest
- 2nd closest

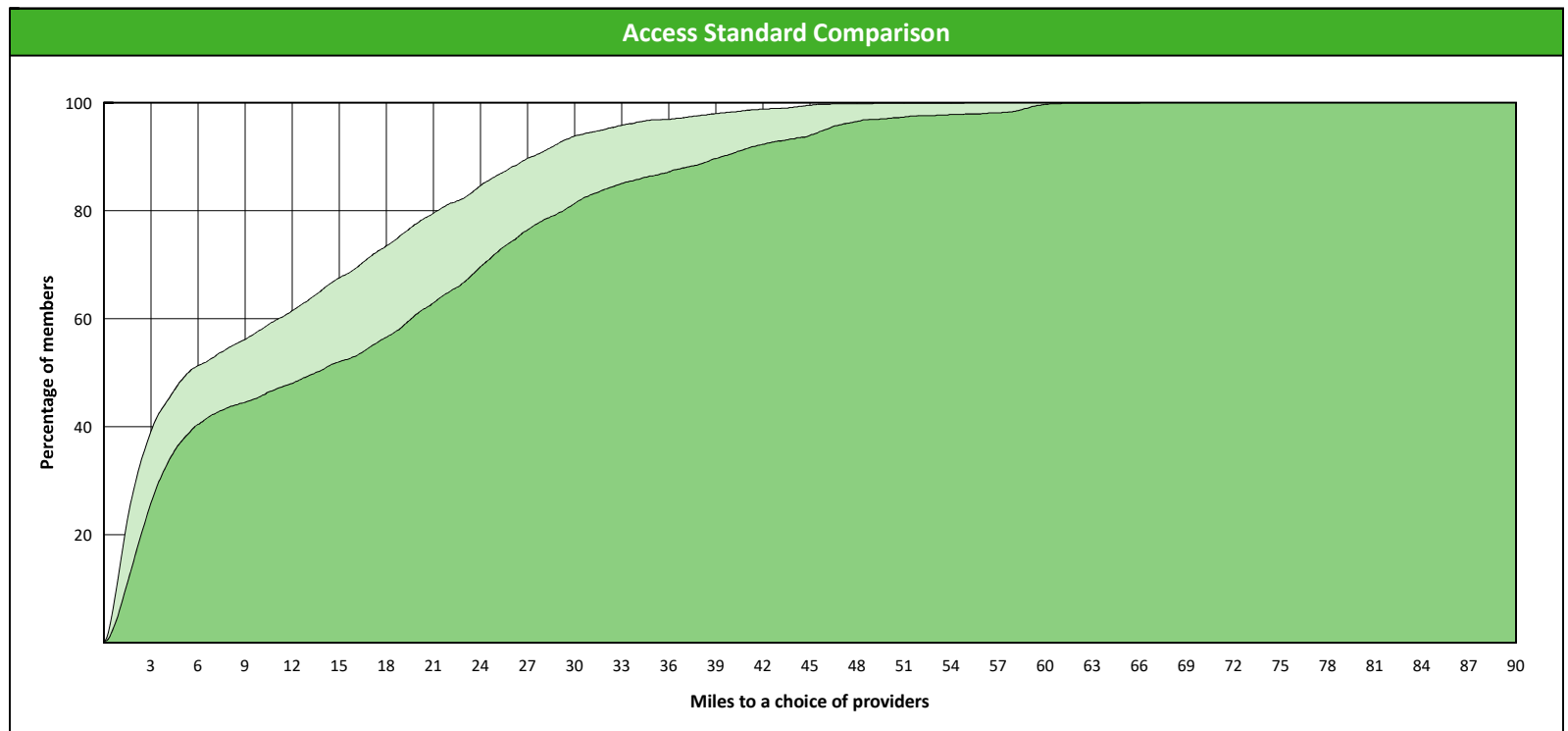
¹ The Access Standard is defined as (hawki Members) members accessing:

1 (hawki Ortho) provider in 90 miles and 90 minutes



Distances/Times

	Average
Distance/Time to 1st closest provider	11.0 miles 12.3 mins
Distance/Time to 2nd closest provider	16.8 miles 18.7 mins



Access Overview 90 Miles

April 10, 2019

Access Analysis

hawki

Member / Provider Groups

hawki Members

hawki Perio


Comparison Graph

Percent of members with access to a choice of providers over miles

- 1st closest
- 2nd closest

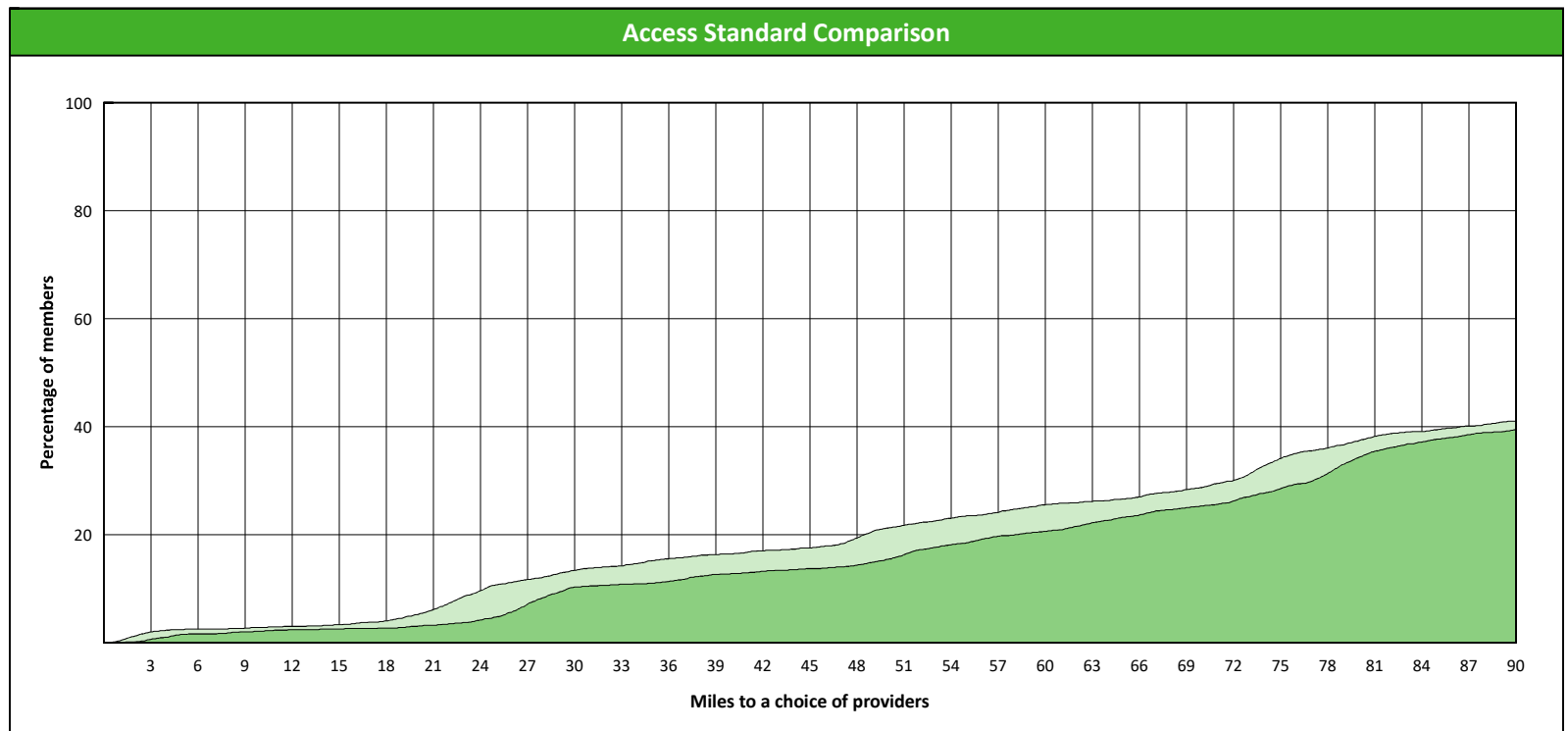
¹ The Access Standard is defined as (hawki Members) members accessing:

- 1 (hawki Perio) provider in 90 miles and 90 minutes



Distances/Times

	Average
Distance/Time to 1st closest provider	114.0 miles 133.4 mins
Distance/Time to 2nd closest provider	119.5 miles 143.0 mins



Access Overview 90 Miles

April 10, 2019

Access Analysis

hawki

Member / Provider Groups

hawki Members

hawki Prost

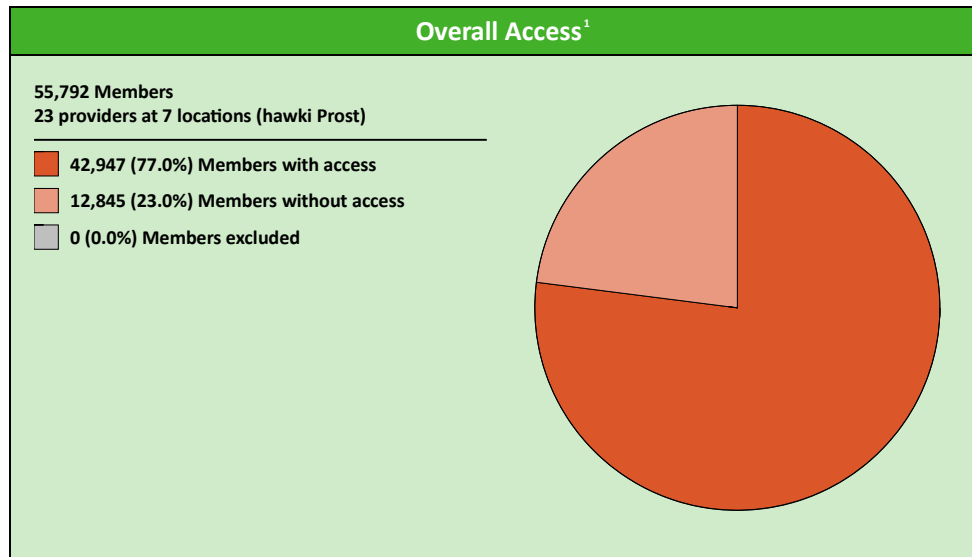
Comparison Graph

Percent of members with access to a choice of providers over miles

- 1st closest
- 2nd closest

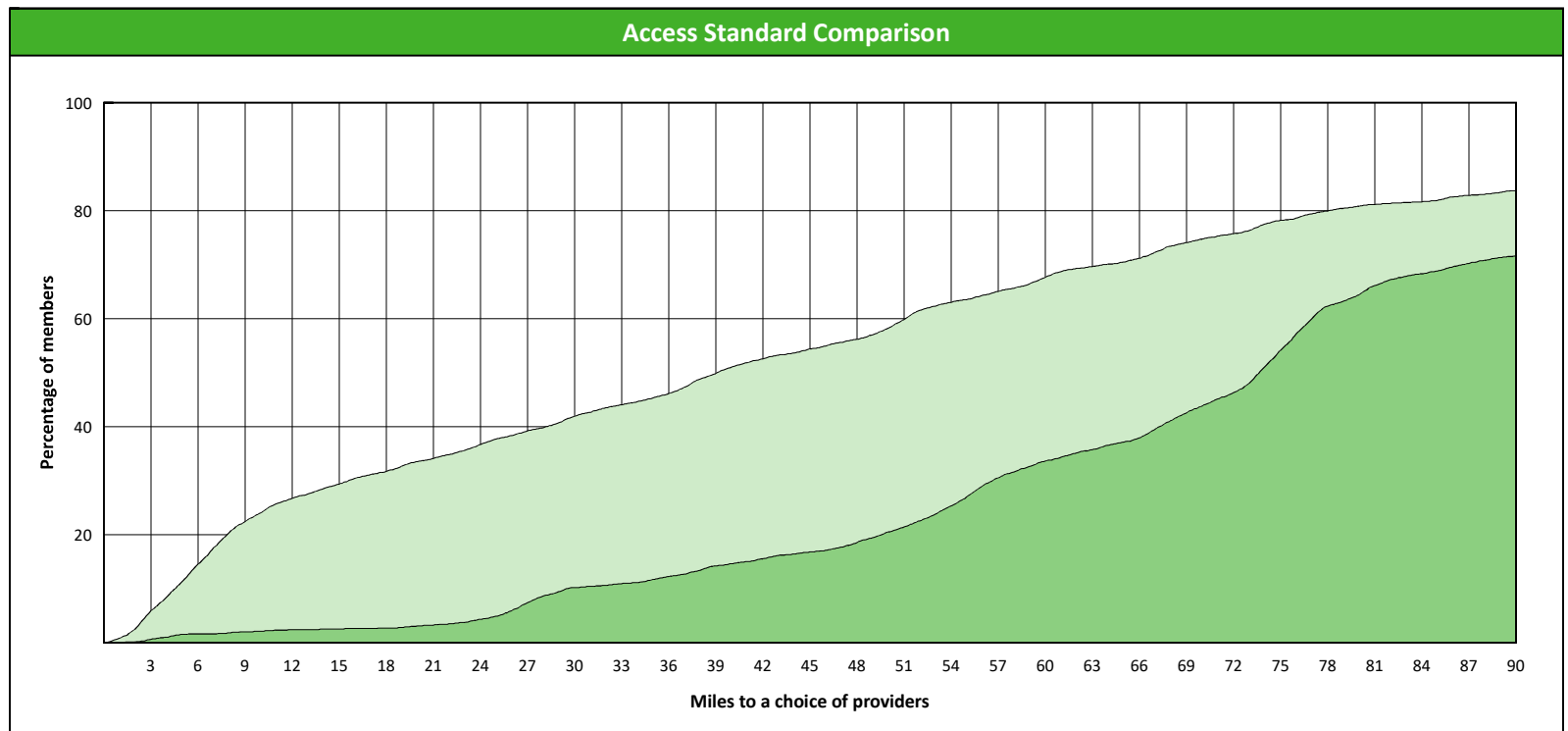
¹ The Access Standard is defined as (hawki Members) members accessing:

- 1 (hawki Prost) provider in 90 miles and 90 minutes



Distances/Times

	Average
Distance/Time to 1st closest provider	47.5 miles 56.4 mins
Distance/Time to 2nd closest provider	80.1 miles 97.5 mins



hawk-i GP Access Map

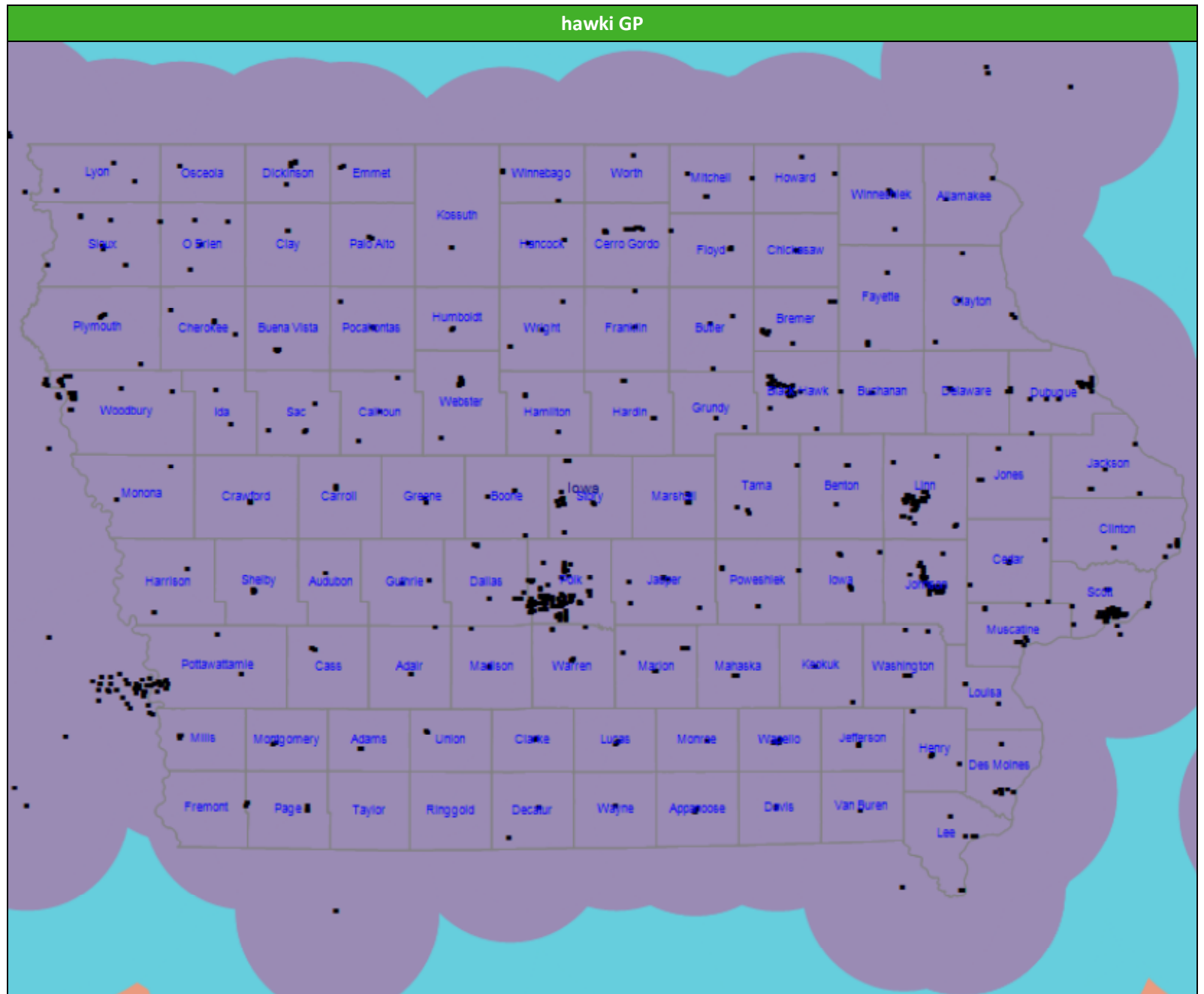
April 10, 2019

hawk-i GP

1,647 providers at 802 locations

- All providers
- 30 mile radius
- 60 mile radius
- 90 mile radius

41.42 miles



hawk-i Oral Surgeon Access Map

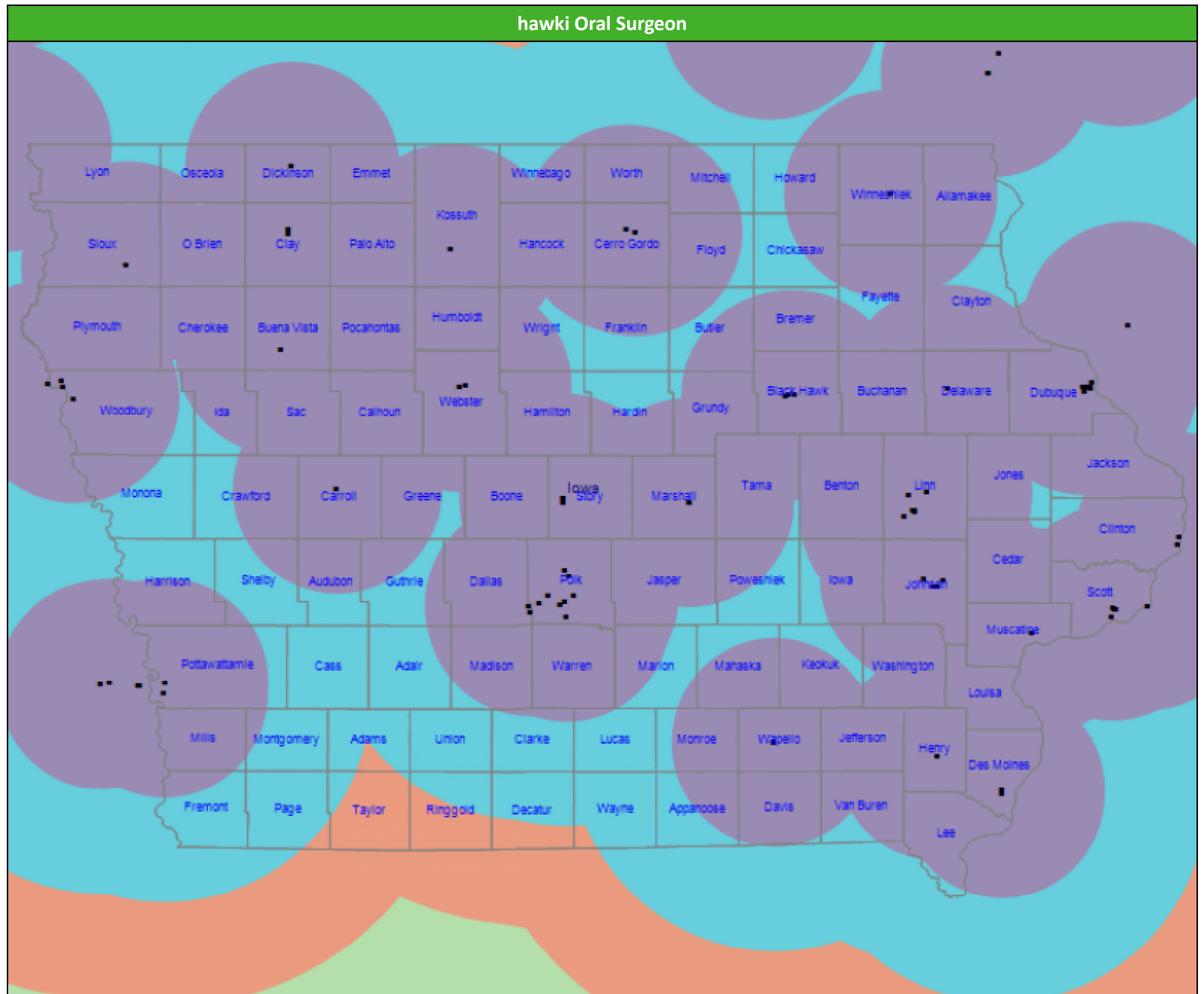
April 10, 2019

hawk-i OS

216 providers at 82 locations

- All providers
- 30 mile radius
- 60 mile radius
- 90 mile radius

41.42 miles



hawk-i Endodontist Access Map

April 10, 2019

hawk-i Endo

17 providers at 9 locations

- All providers
- 30 mile radius
- 60 mile radius
- 90 mile radius

41.42 miles



hawk-i Orthodontist Access Map

April 10, 2019

hawk-i Ortho

165 providers at 100 locations

- All providers
- 30 mile radius
- 60 mile radius
- 90 mile radius

41.42 miles



hawk-i Periodontist Access Map

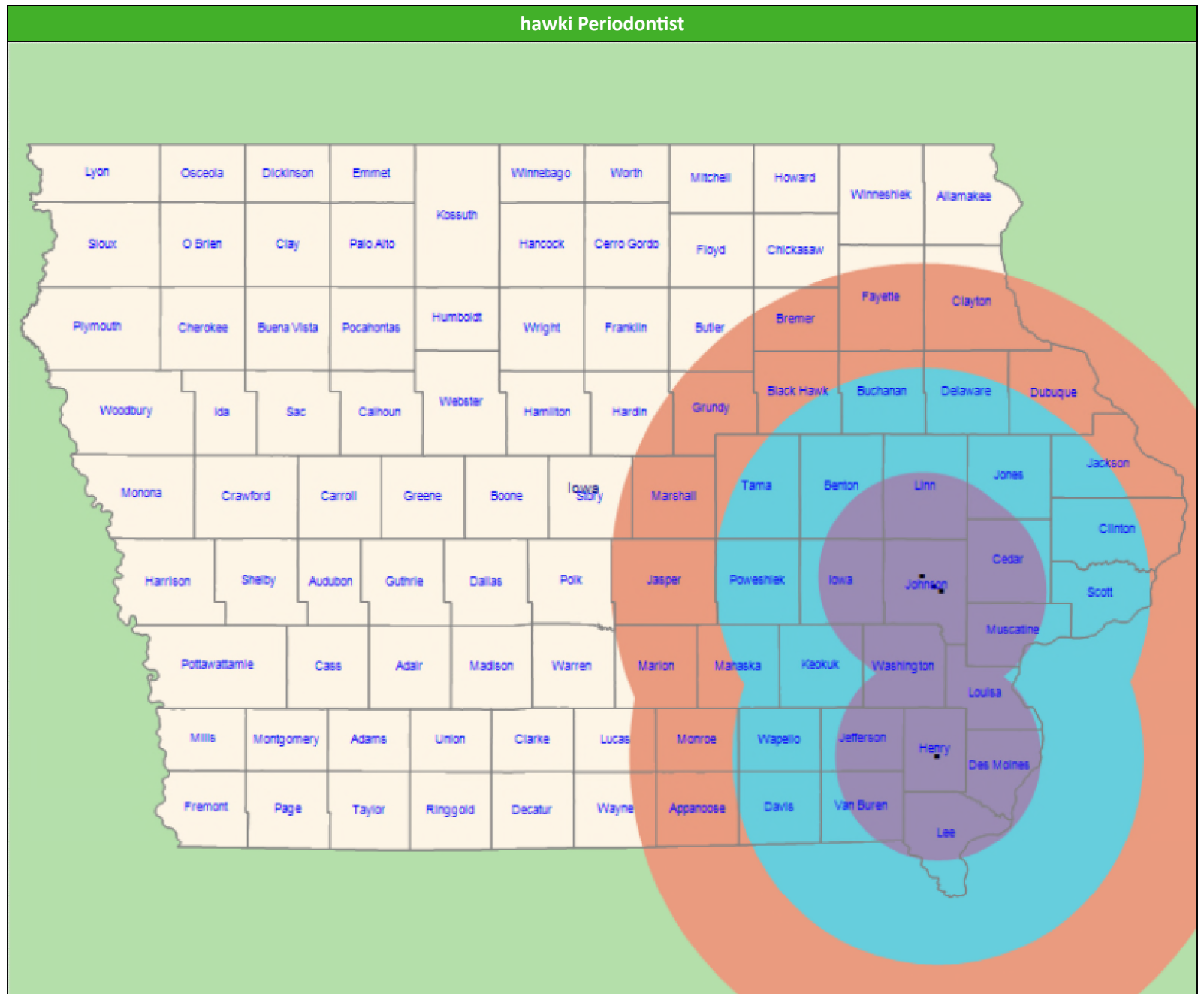
April 10, 2019

hawk-i Perio

12 providers at 4 locations

- All providers
- 30 mile radius
- 60 mile radius
- 90 mile radius

41.42 miles



hawk-i Prothodontist Access Map

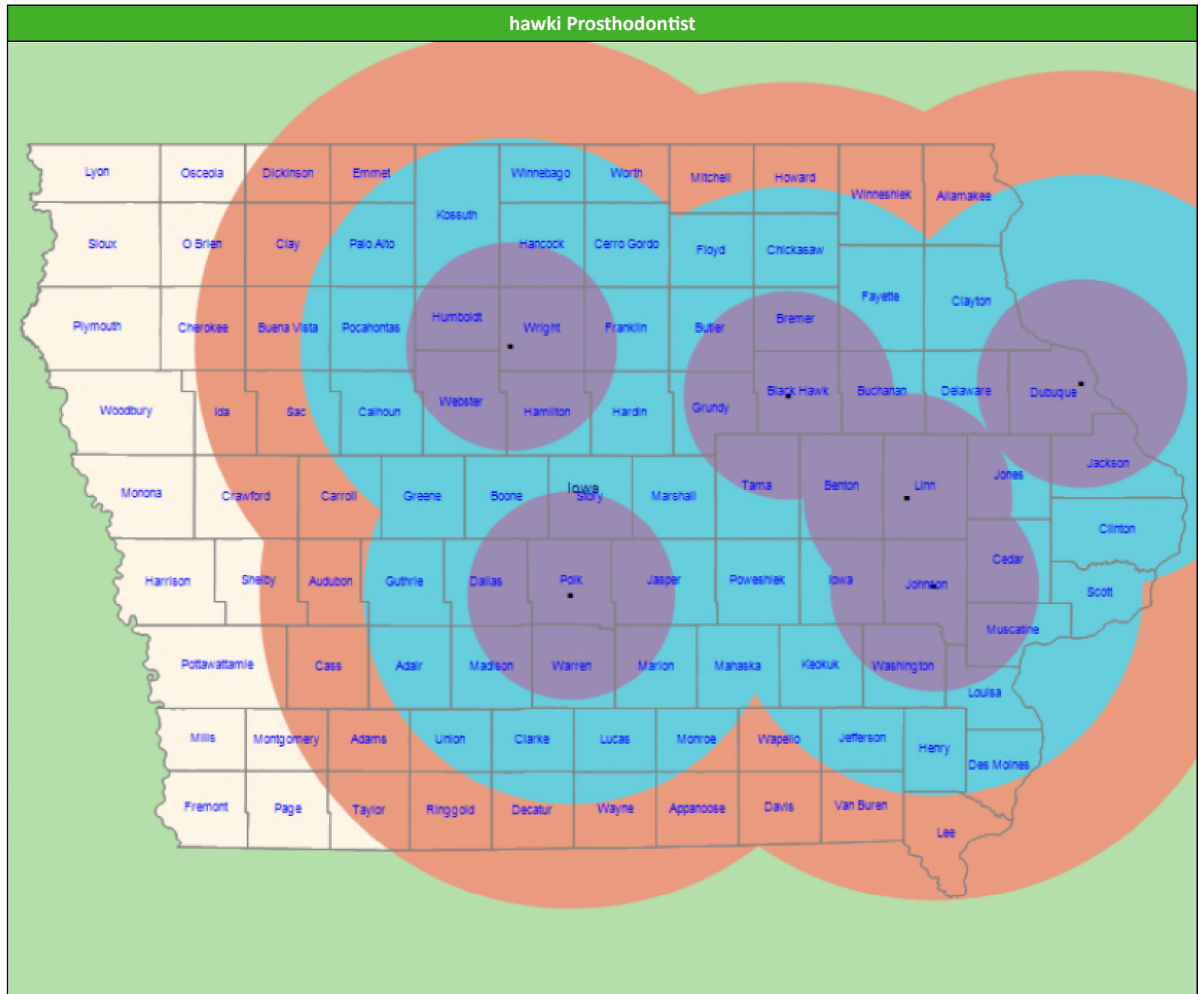
April 10, 2019

hawk-i Prost

23 providers at 7 locations

- All providers
- 30 mile radius
- 60 mile radius
- 90 mile radius

41.42 miles



Access Summary By State Name

April 10, 2019

Access Analysis

- hawki
- Member Group**
- hawki Members
- Provider Group**
- hawki GP
- hawki OS
- hawki Endo
- hawki Ortho
- hawki Perio
- hawki Prost

¹ Provider counts represent:
 P: Unique providers
 L: Unique provider locations

All Members												
Member		Provider		With Access		Without Access		Counts ¹		Average Distance		Average Time
Group	#	Group	Standard	#	%	#	%	P	L	1	2	1
hawki Members	55,792	hawki GP	1 in 30 miles an...	55,764	99.9	28	0.1	1,647	802	3.3	4.1	3.6
		hawki GP	1 in 60 miles an...	55,778	99.9	14	0.1	1,647	802	3.3	4.1	3.6
		hawki GP	1 in 90 miles an...	55,781	99.9	11	0.1	1,647	802	3.3	4.1	3.6
		hawki OS	1 in 30 miles an...	45,700	81.9	10,092	18.1	216	82	14.1	17.2	15.9
		hawki OS	1 in 60 miles an...	54,798	98.2	994	1.8	216	82	14.1	17.2	15.9
		hawki OS	1 in 90 miles an...	55,752	99.9	40	0.1	216	82	14.1	17.2	15.9
		hawki Endo	1 in 30 miles an...	21,145	37.9	34,647	62.1	17	9	41.6	48.5	51.0
		hawki Endo	1 in 60 miles an...	31,412	56.3	24,380	43.7	17	9	41.6	48.5	51.0
		hawki Endo	1 in 90 miles an...	47,602	85.3	8,190	14.7	17	9	41.6	48.5	51.0
		hawki Ortho	1 in 30 miles an...	49,911	89.5	5,881	10.5	165	100	11.0	16.8	12.3
		hawki Ortho	1 in 60 miles an...	55,765	99.9	27	0.1	165	100	11.0	16.8	12.3
		hawki Ortho	1 in 90 miles an...	55,770	99.9	22	0.1	165	100	11.0	16.8	12.3
		hawki Perio	1 in 30 miles an...	5,792	10.4	50,000	89.6	12	4	114.0	119.5	133.4
		hawki Perio	1 in 60 miles an...	12,311	22.1	43,481	77.9	12	4	114.0	119.5	133.4
		hawki Perio	1 in 90 miles an...	19,248	34.5	36,544	65.5	12	4	114.0	119.5	133.4
		hawki Prost	1 in 30 miles an...	21,395	38.3	34,397	61.7	23	7	47.5	80.1	56.4
		hawki Prost	1 in 60 miles an...	33,155	59.4	22,637	40.6	23	7	47.5	80.1	56.4
		hawki Prost	1 in 90 miles an...	42,947	77.0	12,845	23.0	23	7	47.5	80.1	56.4

Key Geographic Areas										
State Name	Member	Provider		With Access		Without Access		Average Distance		Average Time
	#	Group	Standard	#	%	#	%	1	2	1
Iowa	55,762	hawki GP	1 in 60 miles and 60 mins	55,762	100.0	0	0.0	3.1	4.0	3.5
		hawki GP	1 in 90 miles and 90 mins	55,762	100.0	0	0.0	3.1	4.0	3.5
		hawki Ortho	1 in 90 miles and 90 mins	55,762	100.0	0	0.0	10.9	16.7	12.1
		hawki Ortho	1 in 60 miles and 60 mins	55,760	99.9	2	0.1	10.9	16.7	12.1
		hawki GP	1 in 30 miles and 30 mins	55,750	99.9	12	0.1	3.1	4.0	3.5
		hawki OS	1 in 90 miles and 90 mins	55,744	99.9	18	0.1	14.0	17.0	15.7
		hawki OS	1 in 60 miles and 60 mins	54,791	98.3	971	1.7	14.0	17.0	15.7
		hawki Ortho	1 in 30 miles and 30 mins	49,906	89.5	5,856	10.5	10.9	16.7	12.1
		hawki Endo	1 in 90 miles and 90 mins	47,598	85.4	8,164	14.6	41.5	48.3	50.8
		hawki OS	1 in 30 miles and 30 mins	45,693	81.9	10,069	18.1	14.0	17.0	15.7
		hawki Prost	1 in 90 miles and 90 mins	42,946	77.0	12,816	23.0	47.3	80.0	56.2
		hawki Prost	1 in 60 miles and 60 mins	33,155	59.5	22,607	40.5	47.3	80.0	56.2
		hawki Endo	1 in 60 miles and 60 mins	31,409	56.3	24,353	43.7	41.5	48.3	50.8
		hawki Prost	1 in 30 miles and 30 mins	21,395	38.4	34,367	61.6	47.3	80.0	56.2
		hawki Endo	1 in 30 miles and 30 mins	21,142	37.9	34,620	62.1	41.5	48.3	50.8
hawki Perio	1 in 90 miles and 90 mins	19,247	34.5	36,515	65.5	113.9	119.3	133.2		
hawki Perio	1 in 60 miles and 60 mins	12,311	22.1	43,451	77.9	113.9	119.3	133.2		

Access Summary By City

April 10, 2019

Access Analysis

- hawki
- Member Group**
- hawki Members
- Provider Group**
- hawki GP
- hawki OS
- hawki Endo
- hawki Ortho
- hawki Perio
- hawki Prost

¹ Provider counts represent:
 P: Unique providers
 L: Unique provider locations

All Members												
Member		Provider		With Access		Without Access		Counts ¹		Average Distance		Average Time
Group	#	Group	Standard	#	%	#	%	P	L	1	2	1
hawki Members	55,792	hawki GP	1 in 30 miles an...	55,764	99.9	28	0.1	1,647	802	3.3	4.1	3.6
		hawki GP	1 in 60 miles an...	55,778	99.9	14	0.1	1,647	802	3.3	4.1	3.6
		hawki GP	1 in 90 miles an...	55,781	99.9	11	0.1	1,647	802	3.3	4.1	3.6
		hawki OS	1 in 30 miles an...	45,700	81.9	10,092	18.1	216	82	14.1	17.2	15.9
		hawki OS	1 in 60 miles an...	54,798	98.2	994	1.8	216	82	14.1	17.2	15.9
		hawki OS	1 in 90 miles an...	55,752	99.9	40	0.1	216	82	14.1	17.2	15.9
		hawki Endo	1 in 30 miles an...	21,145	37.9	34,647	62.1	17	9	41.6	48.5	51.0
		hawki Endo	1 in 60 miles an...	31,412	56.3	24,380	43.7	17	9	41.6	48.5	51.0
		hawki Endo	1 in 90 miles an...	47,602	85.3	8,190	14.7	17	9	41.6	48.5	51.0
		hawki Ortho	1 in 30 miles an...	49,911	89.5	5,881	10.5	165	100	11.0	16.8	12.3
		hawki Ortho	1 in 60 miles an...	55,765	99.9	27	0.1	165	100	11.0	16.8	12.3
		hawki Ortho	1 in 90 miles an...	55,770	99.9	22	0.1	165	100	11.0	16.8	12.3
		hawki Perio	1 in 30 miles an...	5,792	10.4	50,000	89.6	12	4	114.0	119.5	133.4
		hawki Perio	1 in 60 miles an...	12,311	22.1	43,481	77.9	12	4	114.0	119.5	133.4
		hawki Perio	1 in 90 miles an...	19,248	34.5	36,544	65.5	12	4	114.0	119.5	133.4
		hawki Prost	1 in 30 miles an...	21,395	38.3	34,397	61.7	23	7	47.5	80.1	56.4
		hawki Prost	1 in 60 miles an...	33,155	59.4	22,637	40.6	23	7	47.5	80.1	56.4
		hawki Prost	1 in 90 miles an...	42,947	77.0	12,845	23.0	23	7	47.5	80.1	56.4

Key Geographic Areas										
City	Member	Provider		With Access		Without Access		Average Distance		Average Time
	#	Group	Standard	#	%	#	%	1	2	1
Des Moines, IA	4,261	hawki Endo	1 in 30 miles and 30 mins	4,261	100.0	0	0.0	3.9	4.6	6.1
		hawki Endo	1 in 60 miles and 60 mins	4,261	100.0	0	0.0	3.9	4.6	6.1
		hawki Endo	1 in 90 miles and 90 mins	4,261	100.0	0	0.0	3.9	4.6	6.1
		hawki GP	1 in 30 miles and 30 mins	4,261	100.0	0	0.0	0.8	1.0	1.3
		hawki GP	1 in 60 miles and 60 mins	4,261	100.0	0	0.0	0.8	1.0	1.3
		hawki GP	1 in 90 miles and 90 mins	4,261	100.0	0	0.0	0.8	1.0	1.3
		hawki Ortho	1 in 30 miles and 30 mins	4,261	100.0	0	0.0	3.0	3.5	4.6
		hawki Ortho	1 in 60 miles and 60 mins	4,261	100.0	0	0.0	3.0	3.5	4.6
		hawki Ortho	1 in 90 miles and 90 mins	4,261	100.0	0	0.0	3.0	3.5	4.6
		hawki OS	1 in 30 miles and 30 mins	4,261	100.0	0	0.0	1.9	2.5	2.9
		hawki OS	1 in 60 miles and 60 mins	4,261	100.0	0	0.0	1.9	2.5	2.9
		hawki OS	1 in 90 miles and 90 mins	4,261	100.0	0	0.0	1.9	2.5	2.9
		hawki Prost	1 in 30 miles and 30 mins	4,261	100.0	0	0.0	5.3	77.5	7.9
		hawki Prost	1 in 60 miles and 60 mins	4,261	100.0	0	0.0	5.3	77.5	7.9
		hawki Prost	1 in 90 miles and 90 mins	4,261	100.0	0	0.0	5.3	77.5	7.9
		hawki Perio	1 in 30 miles and 30 mins	0	0.0	4,261	100.0	106.0	109.5	145.2
		hawki Perio	1 in 60 miles and 60 mins	0	0.0	4,261	100.0	106.0	109.5	145.2