

Network Access Analysis

Dental Wellness Plan

Delta Dental of Iowa

January 16, 2019

Contents

Report Contents

Access Overview 30 Miles 3
DWP Members: DWP GP, DWP Members: DWP OS, DWP Members: DWP ENDO, DWP Members: DWP PERIO, DWP Members: DWP PROST, DWP Members: DWP ORTHO

Access Overview 60 Miles 9
DWP Members: DWP GP, DWP Members: DWP OS, DWP Members: DWP ENDO, DWP Members: DWP PERIO, DWP Members: DWP PROST, DWP Members: DWP ORTHO

Access Overview 90 Miles 15
DWP Members: DWP GP, DWP Members: DWP OS, DWP Members: DWP ENDO, DWP Members: DWP PERIO, DWP Members: DWP PROST, DWP Members: DWP ORTHO

DWP GP Access Map 21

DWP Oral Surgeon Access Map 22

DWP Endodontist Access Map 23

DWP Periodontist Access Map 24

DWP Prosthodontist Access Map 25

DWP Orthodontist Access Map 26

Access Summary By State 27

Access Summary By City 28

Access Overview 30 Miles

January 16, 2019

Access Analysis

DWP Network

Member / Provider Groups

DWP Members

DWP GP


Comparison Graph

Percent of members with access to a choice of providers over miles

- 1st closest
- 2nd closest

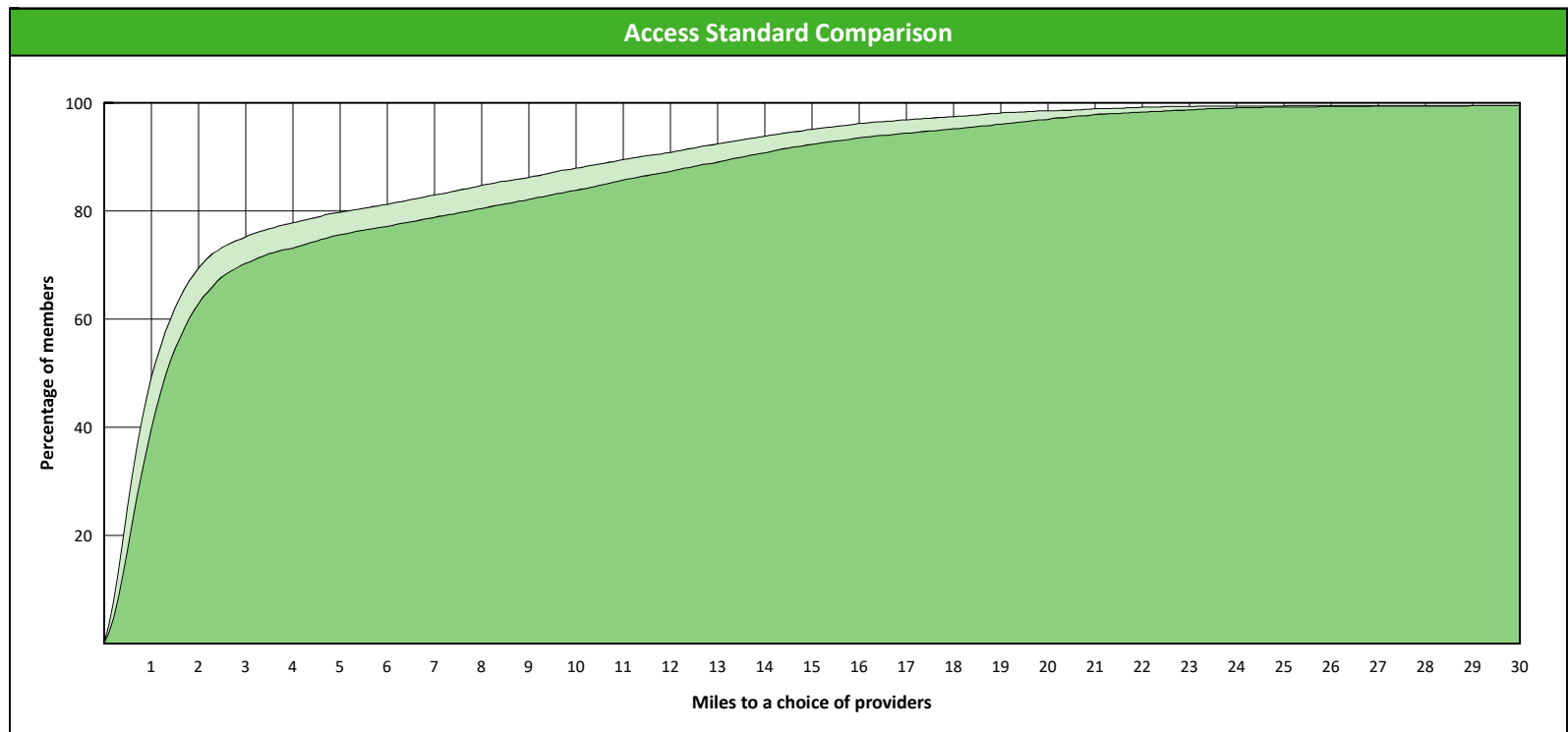
¹ The Access Standard is defined as (DWP Members) members accessing:

- 1 (DWP GP) provider in 30 miles and 30 minutes



Distances/Times

	Average
Distance/Time to 1st closest provider	5.4 miles 6.4 mins
Distance/Time to 2nd closest provider	6.3 miles 7.3 mins



Access Overview 30 Miles

January 16, 2019

Access Analysis

DWP Network

Member / Provider Groups

DWP Members

DWP OS


Comparison Graph

Percent of members with access to a choice of providers over miles

- 1st closest
- 2nd closest

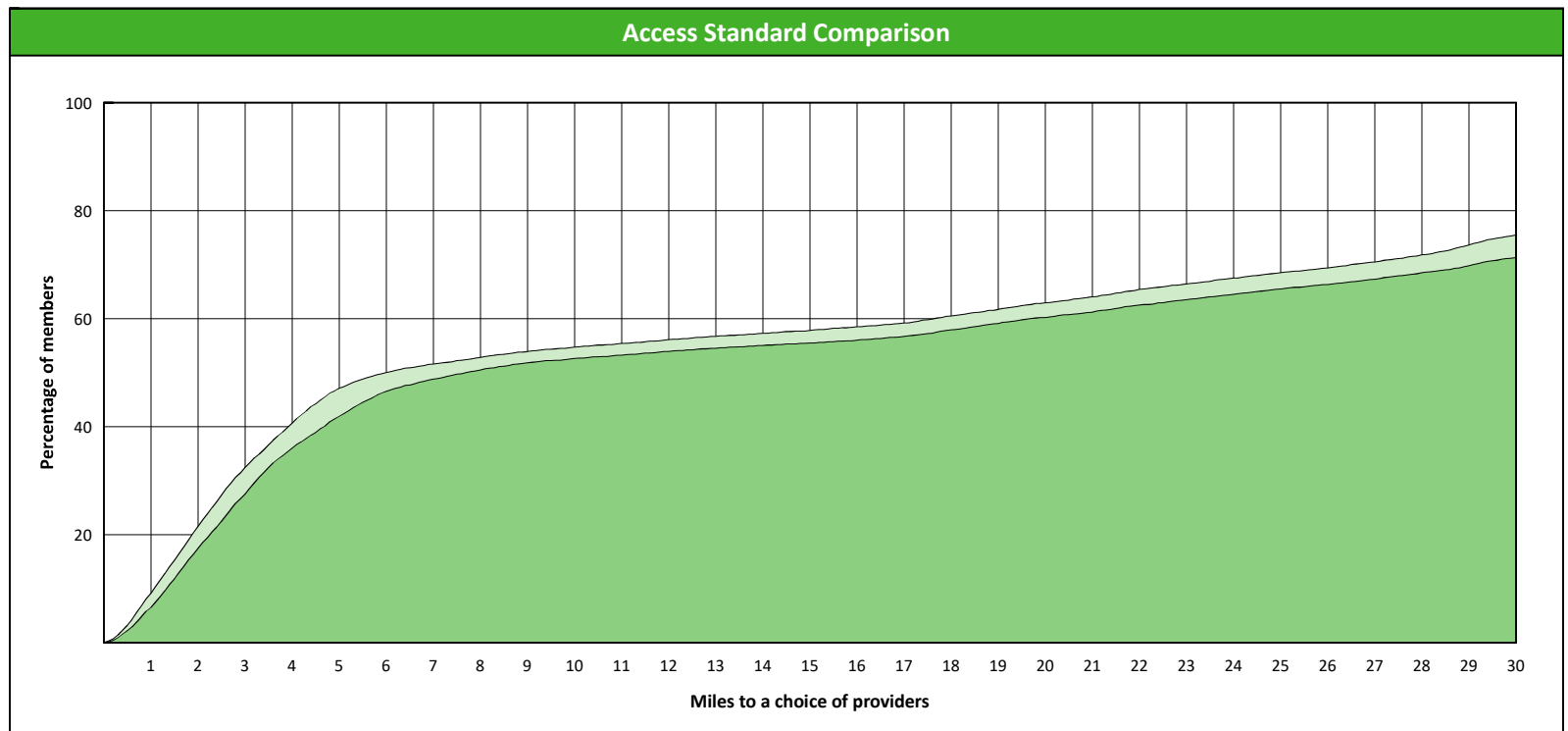
¹ The Access Standard is defined as (DWP Members) members accessing:

- 1 (DWP OS) provider in 30 miles and 30 minutes



Distances/Times

	Average
Distance/Time to 1st closest provider	19.9 miles 23.1 mins
Distance/Time to 2nd closest provider	22.0 miles 25.9 mins



Access Overview 30 Miles

January 16, 2019

Access Analysis

DWP Network

Member / Provider Groups

DWP Members


DWP ENDO

Comparison Graph

Percent of members with access to a choice of providers over miles

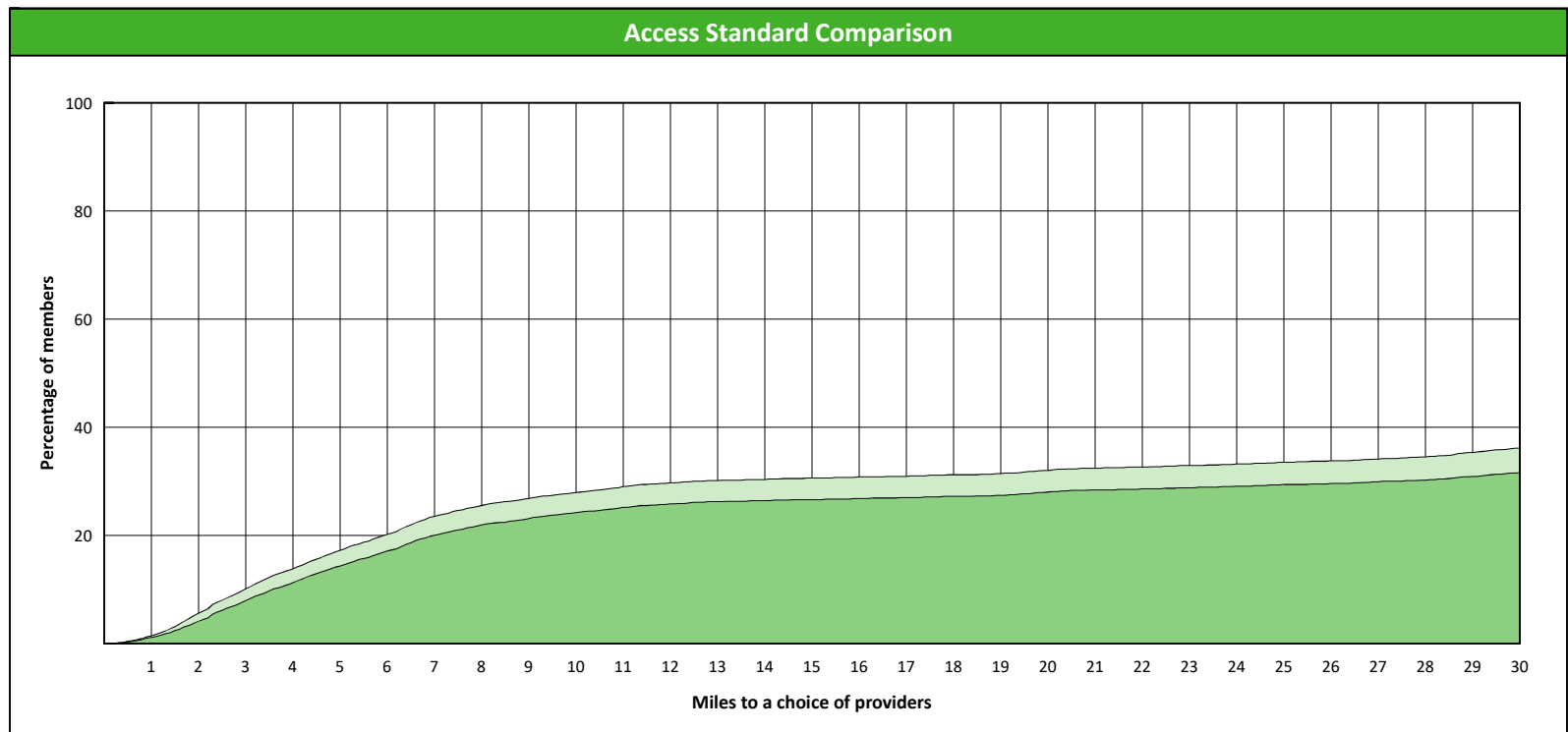
- 1st closest
- 2nd closest

¹ The Access Standard is defined as (DWP Members) members accessing:
 1 (DWP ENDO) provider in 30 miles and 30 minutes



Distances/Times

	Average
Distance/Time to 1st closest provider	48.1 miles 66.8 mins
Distance/Time to 2nd closest provider	59.5 miles 83.9 mins



Access Overview 30 Miles

January 16, 2019

Access Analysis

DWP Network

Member / Provider Groups

DWP Members


DWP PERIO

Comparison Graph

Percent of members with access to a choice of providers over miles

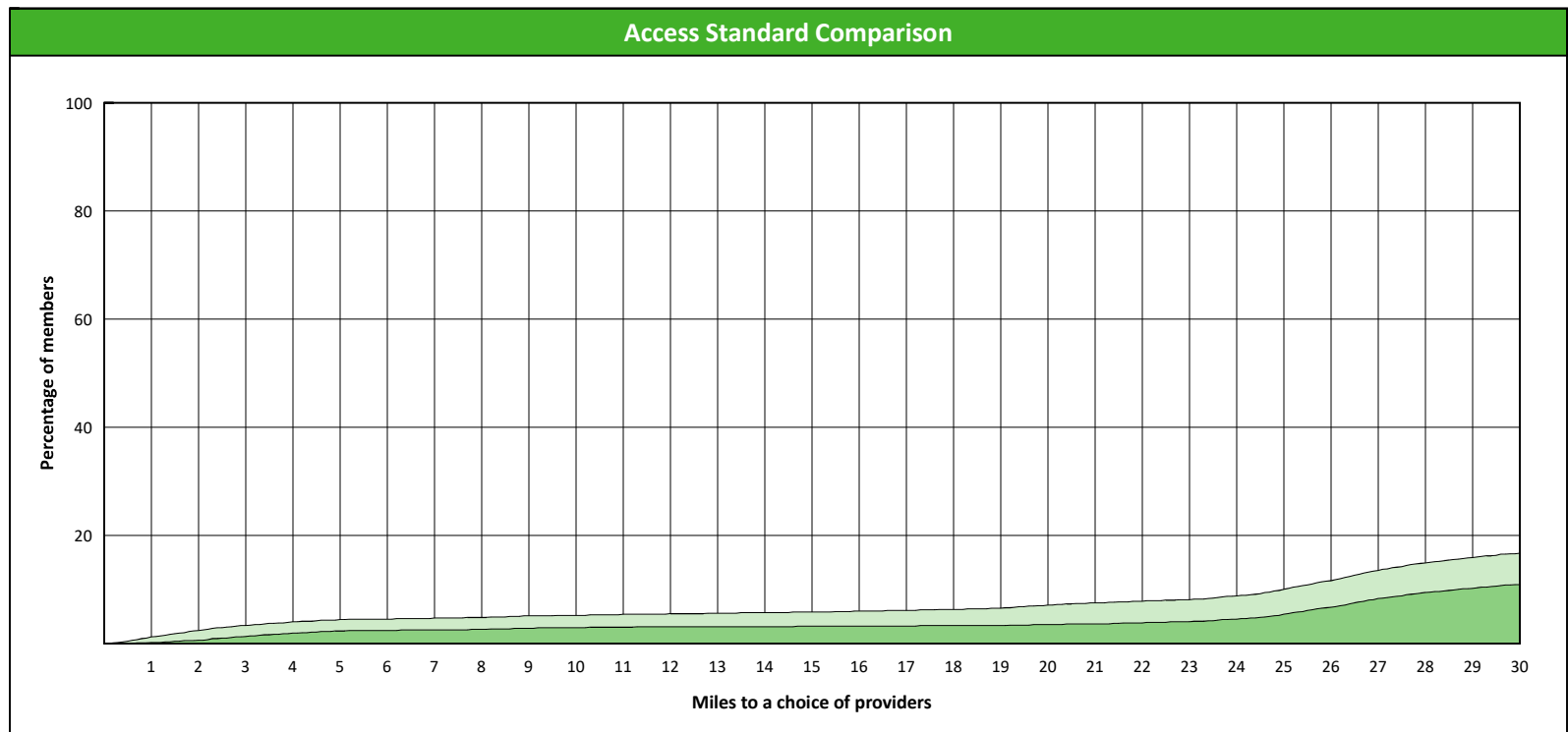
- 1st closest
- 2nd closest

¹ The Access Standard is defined as (DWP Members) members accessing:
1 (DWP PERIO) provider in 30 miles and 30 minutes



Distances/Times

	Average
Distance/Time to 1st closest provider	63.8 miles 81.7 mins
Distance/Time to 2nd closest provider	73.8 miles 94.1 mins



Access Overview 30 Miles

January 16, 2019

Access Analysis

DWP Network

Member / Provider Groups

DWP Members

DWP PROST


Comparison Graph

Percent of members with access to a choice of providers over miles

- 1st closest
- 2nd closest

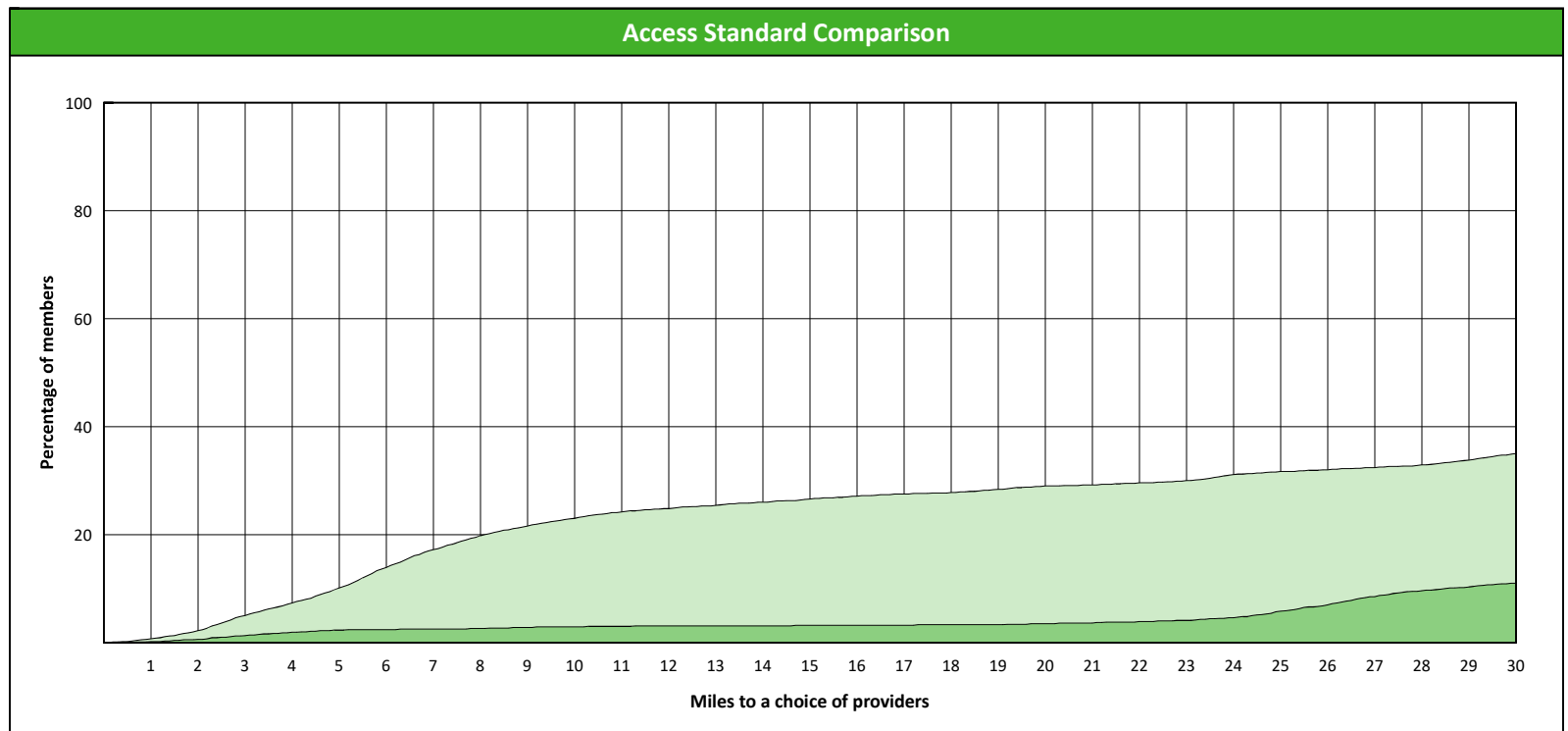
¹ The Access Standard is defined as (DWP Members) members accessing:

1 (DWP PROST) provider in 30 miles and 30 minutes



Distances/Times

	Average
Distance/Time to 1st closest provider	52.5 miles 65.5 mins
Distance/Time to 2nd closest provider	81.7 miles 103.7 mins



Access Overview 30 Miles

January 16, 2019

Access Analysis

DWP Network

Member / Provider Groups

DWP Members

DWP ORTHO


Comparison Graph

Percent of members with access to a choice of providers over miles

- 1st closest
- 2nd closest

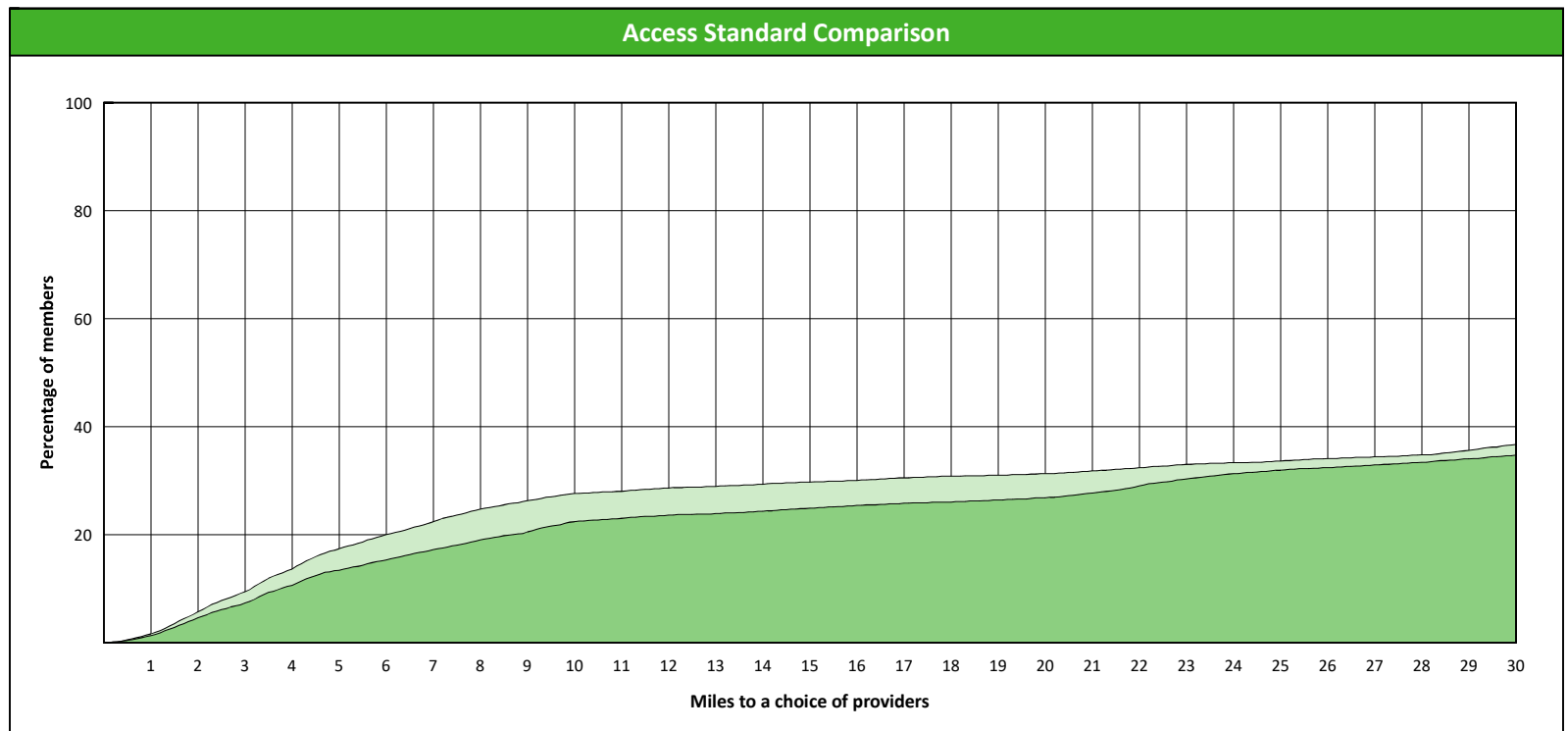
¹ The Access Standard is defined as (DWP Members) members accessing:

- 1 (DWP ORTHO) provider in 30 miles and 30 minutes



Distances/Times

	Average
Distance/Time to 1st closest provider	55.7 miles 65.4 mins
Distance/Time to 2nd closest provider	60.7 miles 72.1 mins



Access Overview 60 Miles

January 16, 2019

Access Analysis

DWP Network

Member / Provider Groups

DWP Members

DWP GP

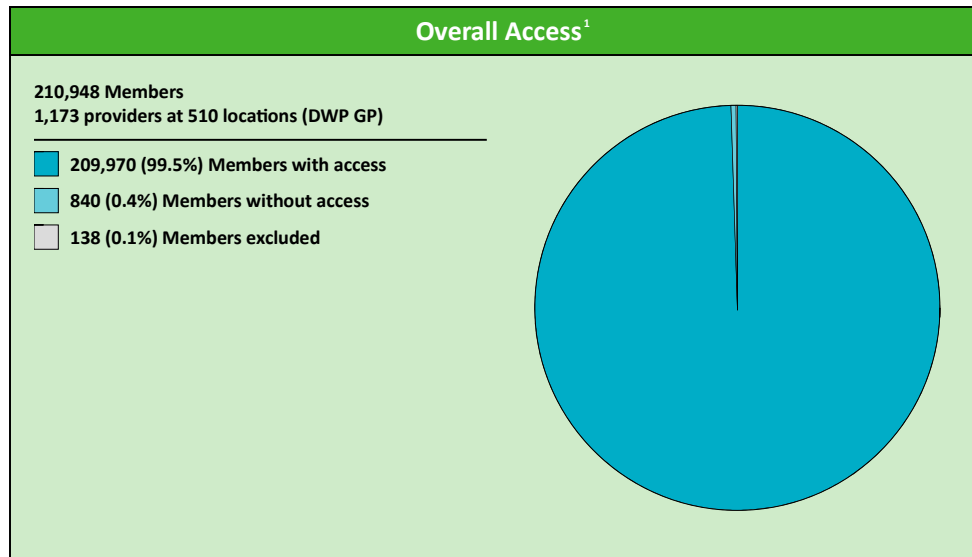
Comparison Graph

Percent of members with access to a choice of providers over miles

- 1st closest
- 2nd closest

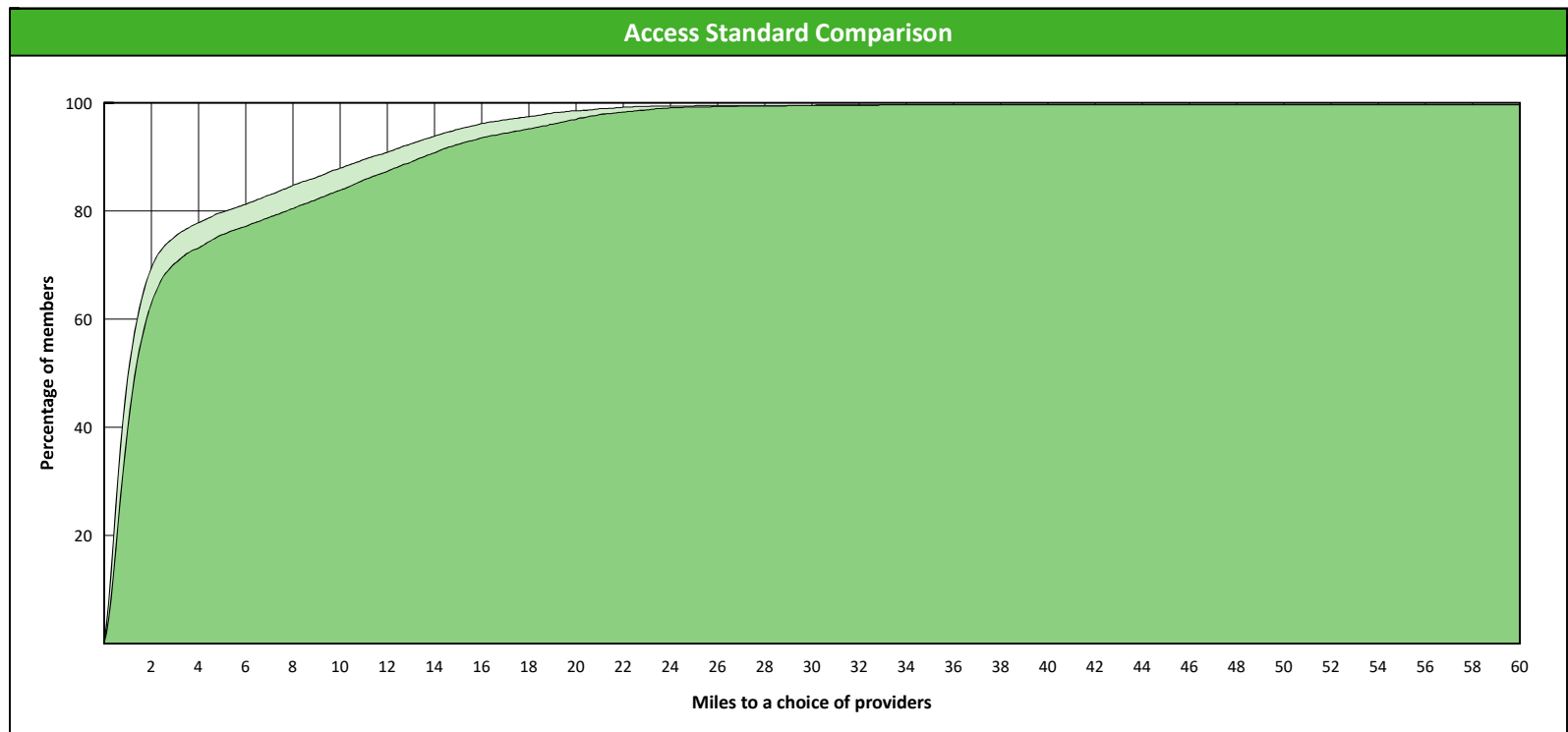
¹ The Access Standard is defined as (DWP Members) members accessing:

1 (DWP GP) provider in 60 miles and 60 minutes



Distances/Times

	Average
Distance/Time to 1st closest provider	5.4 miles 6.4 mins
Distance/Time to 2nd closest provider	6.3 miles 7.3 mins



Access Overview 60 Miles

January 16, 2019

Access Analysis

DWP Network

Member / Provider Groups

DWP Members

DWP OS


Comparison Graph

Percent of members with access to a choice of providers over miles

- 1st closest
- 2nd closest

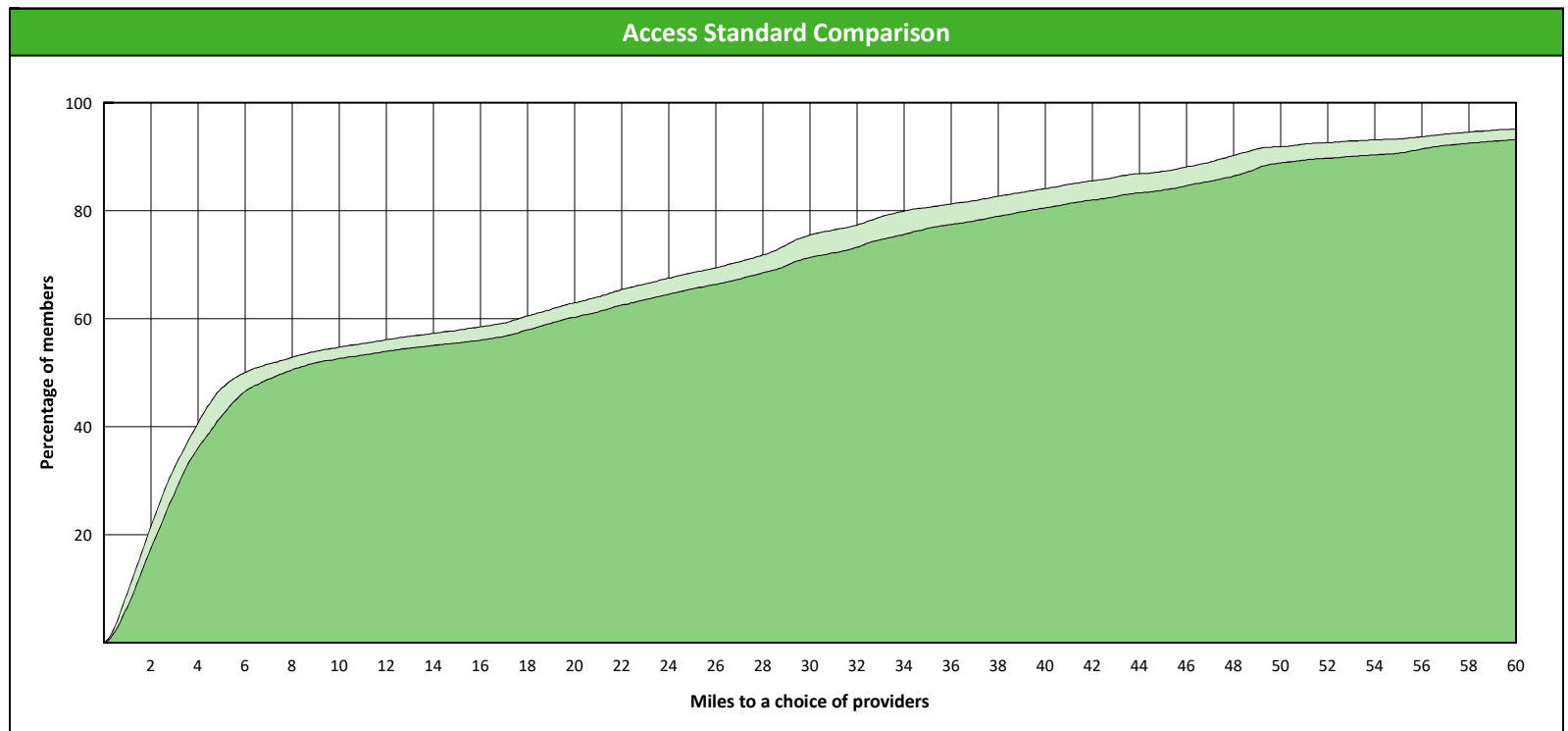
¹ The Access Standard is defined as (DWP Members) members accessing:

- 1 (DWP OS) provider in 60 miles and 60 minutes



Distances/Times

	Average
Distance/Time to 1st closest provider	19.9 miles 23.1 mins
Distance/Time to 2nd closest provider	22.0 miles 25.9 mins



Access Overview 60 Miles

January 16, 2019

Access Analysis

DWP Network

Member / Provider Groups

DWP Members


DWP ENDO

Comparison Graph

Percent of members with access to a choice of providers over miles

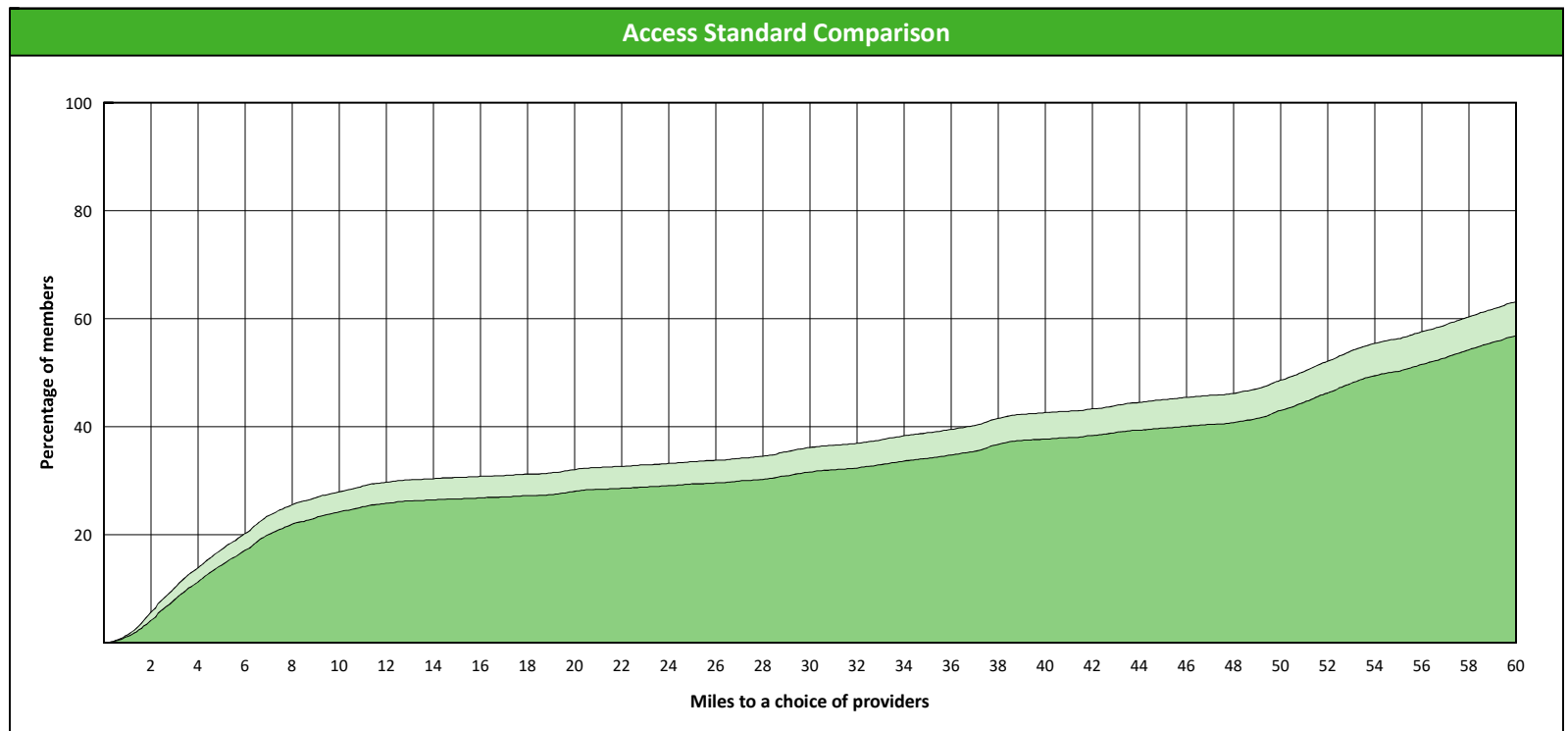
- 1st closest
- 2nd closest

¹ The Access Standard is defined as (DWP Members) members accessing:
1 (DWP ENDO) provider in 60 miles and 60 minutes



Distances/Times

	Average
Distance/Time to 1st closest provider	48.1 miles 66.8 mins
Distance/Time to 2nd closest provider	59.5 miles 83.9 mins



Access Overview 60 Miles

January 16, 2019

Access Analysis

DWP Network

Member / Provider Groups

DWP Members

DWP PERIO

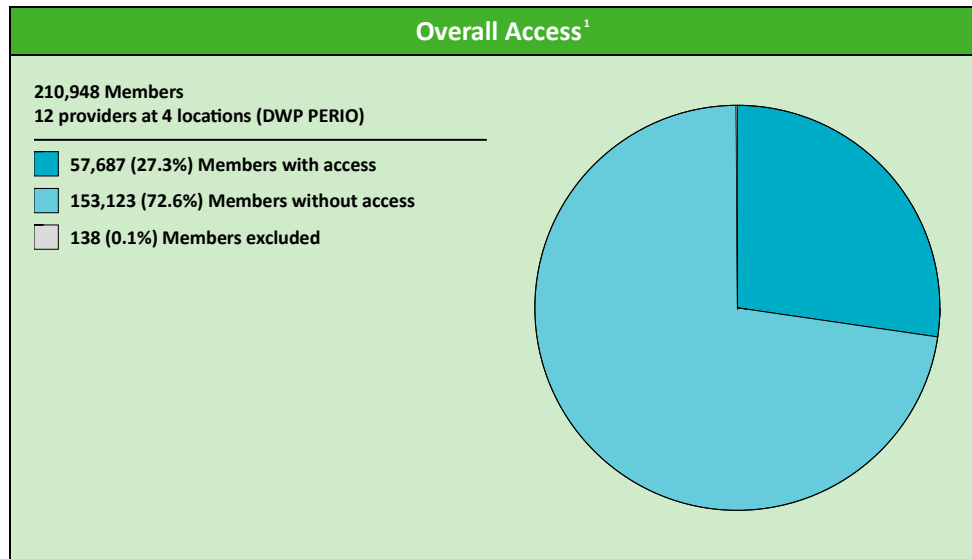
Comparison Graph

Percent of members with access to a choice of providers over miles

- 1st closest
- 2nd closest

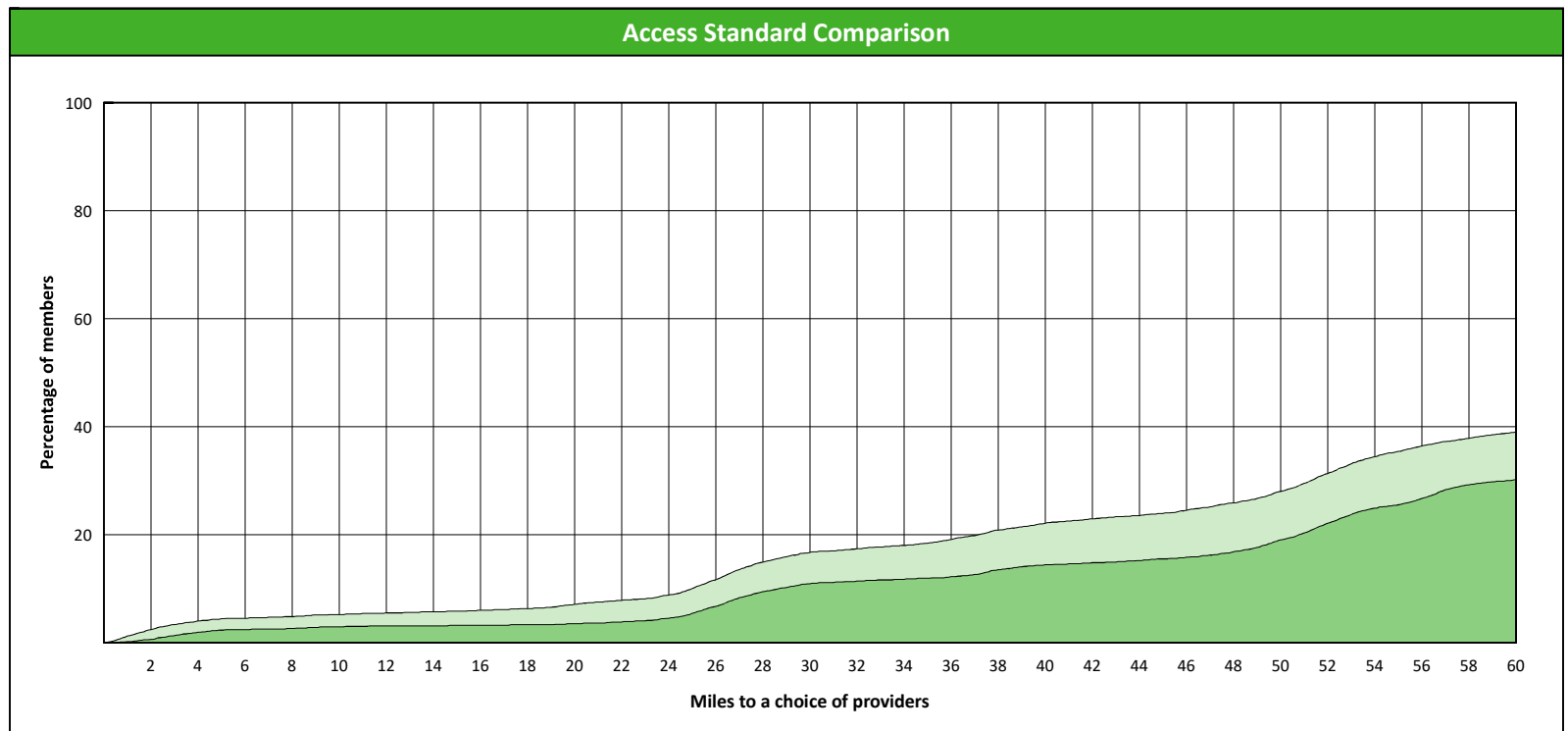
¹ The Access Standard is defined as (DWP Members) members accessing:

- 1 (DWP PERIO) provider in 60 miles and 60 minutes



Distances/Times

	Average
Distance/Time to 1st closest provider	63.8 miles 81.7 mins
Distance/Time to 2nd closest provider	73.8 miles 94.1 mins



Access Overview 60 Miles

January 16, 2019

Access Analysis

DWP Network

Member / Provider Groups

DWP Members

DWP PROST


Comparison Graph

Percent of members with access to a choice of providers over miles

- 1st closest
- 2nd closest

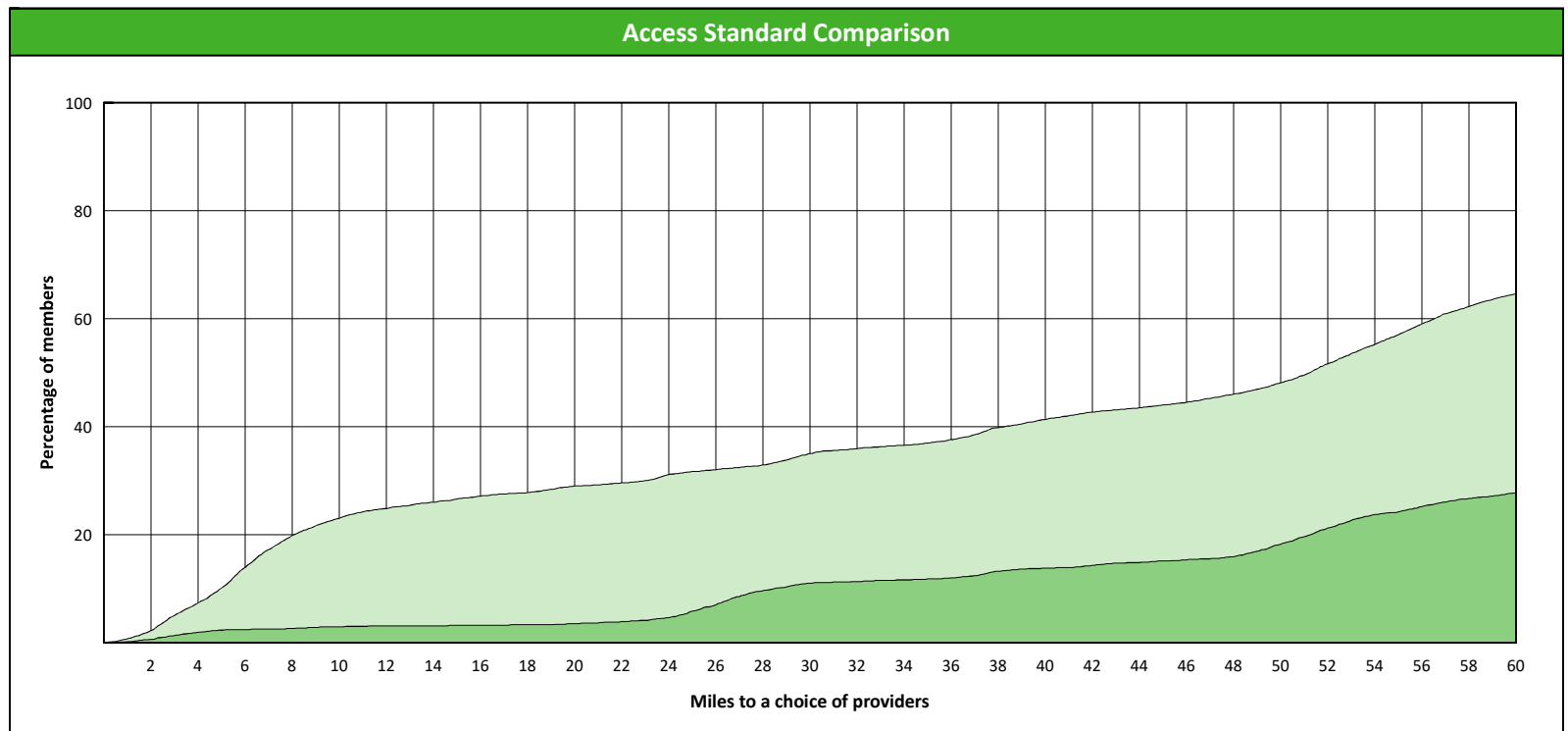
¹ The Access Standard is defined as (DWP Members) members accessing:

1 (DWP PROST) provider in 60 miles and 60 minutes



Distances/Times

	Average
Distance/Time to 1st closest provider	52.5 miles 65.5 mins
Distance/Time to 2nd closest provider	81.7 miles 103.7 mins



Access Overview 60 Miles

January 16, 2019

Access Analysis

DWP Network

Member / Provider Groups

DWP Members

DWP ORTHO


Comparison Graph

Percent of members with access to a choice of providers over miles

- 1st closest
- 2nd closest

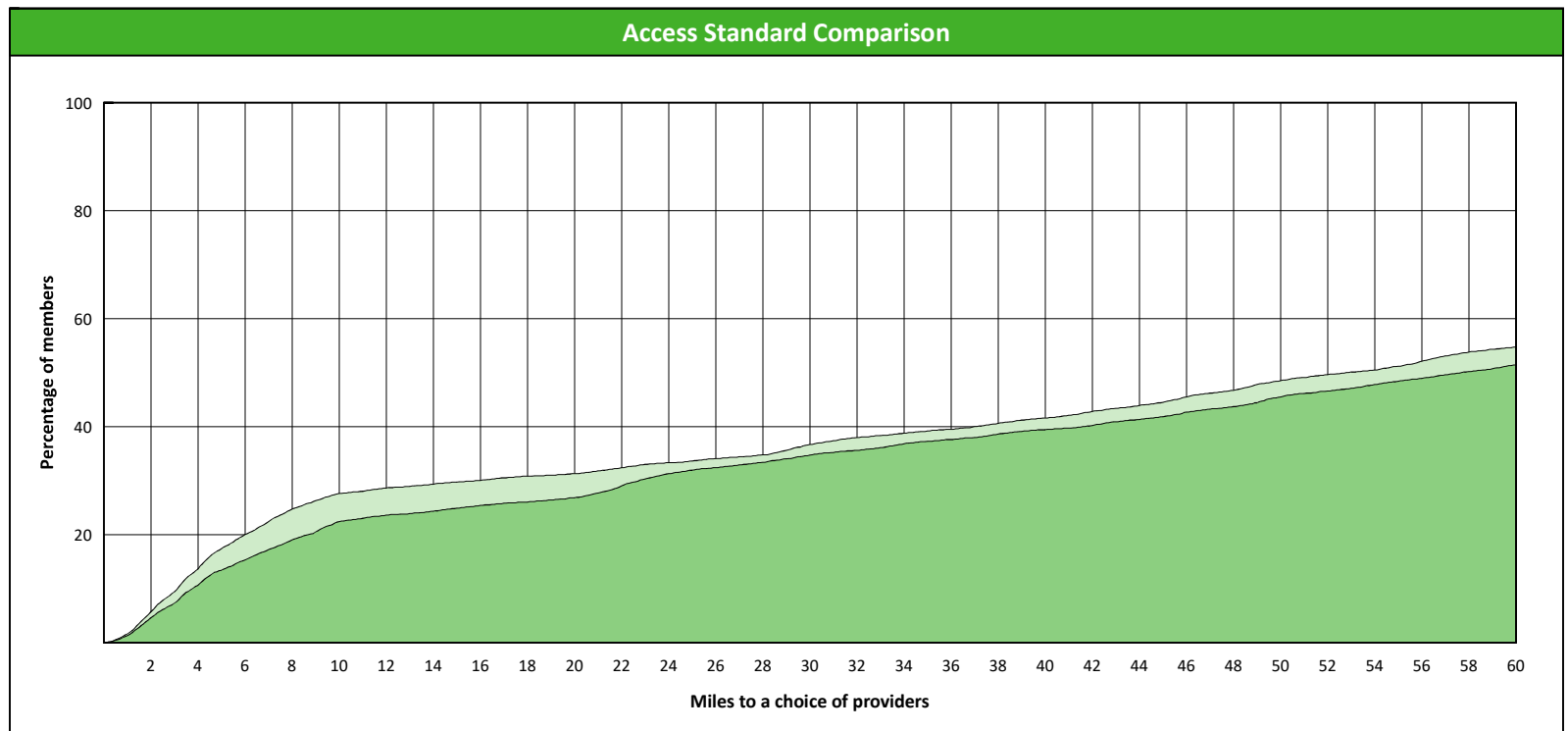
¹ The Access Standard is defined as (DWP Members) members accessing:

1 (DWP ORTHO) provider in 60 miles and 60 minutes



Distances/Times

	Average
Distance/Time to 1st closest provider	55.7 miles 65.4 mins
Distance/Time to 2nd closest provider	60.7 miles 72.1 mins



Access Overview 90 Miles

January 16, 2019

Access Analysis

DWP Network

Member / Provider Groups

DWP Members

DWP GP


Comparison Graph

Percent of members with access to a choice of providers over miles

- 1st closest
- 2nd closest

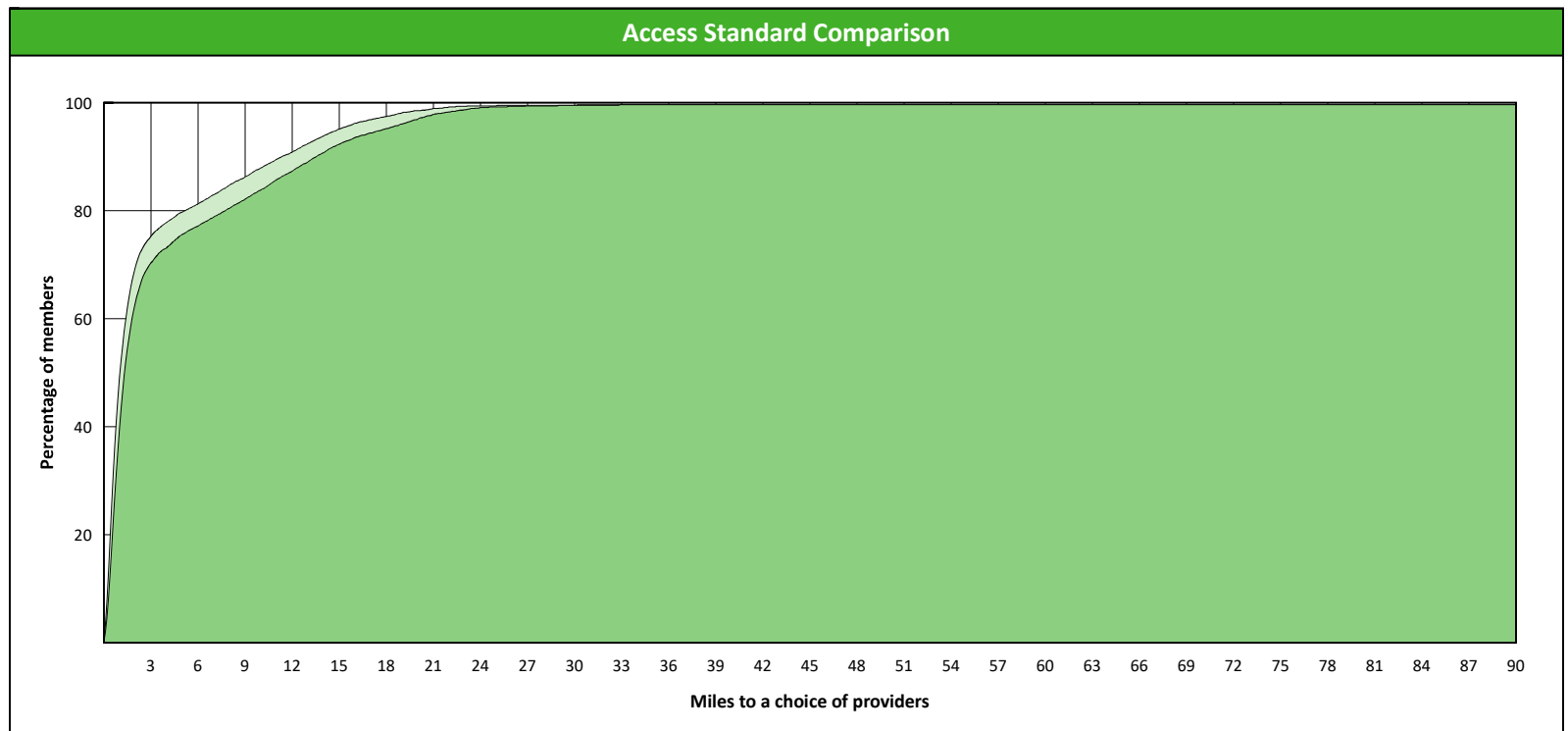
¹ The Access Standard is defined as (DWP Members) members accessing:

1 (DWP GP) provider in 90 miles and 90 minutes



Distances/Times

	Average
Distance/Time to 1st closest provider	5.4 miles 6.4 mins
Distance/Time to 2nd closest provider	6.3 miles 7.3 mins



Access Overview 90 Miles

January 16, 2019

Access Analysis

DWP Network

Member / Provider Groups

DWP Members

DWP OS

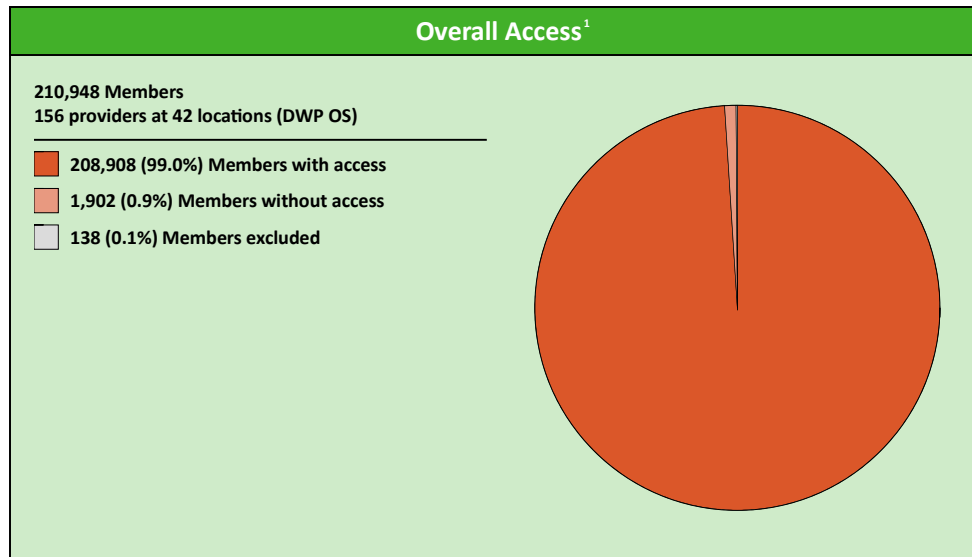
Comparison Graph

Percent of members with access to a choice of providers over miles

- 1st closest
- 2nd closest

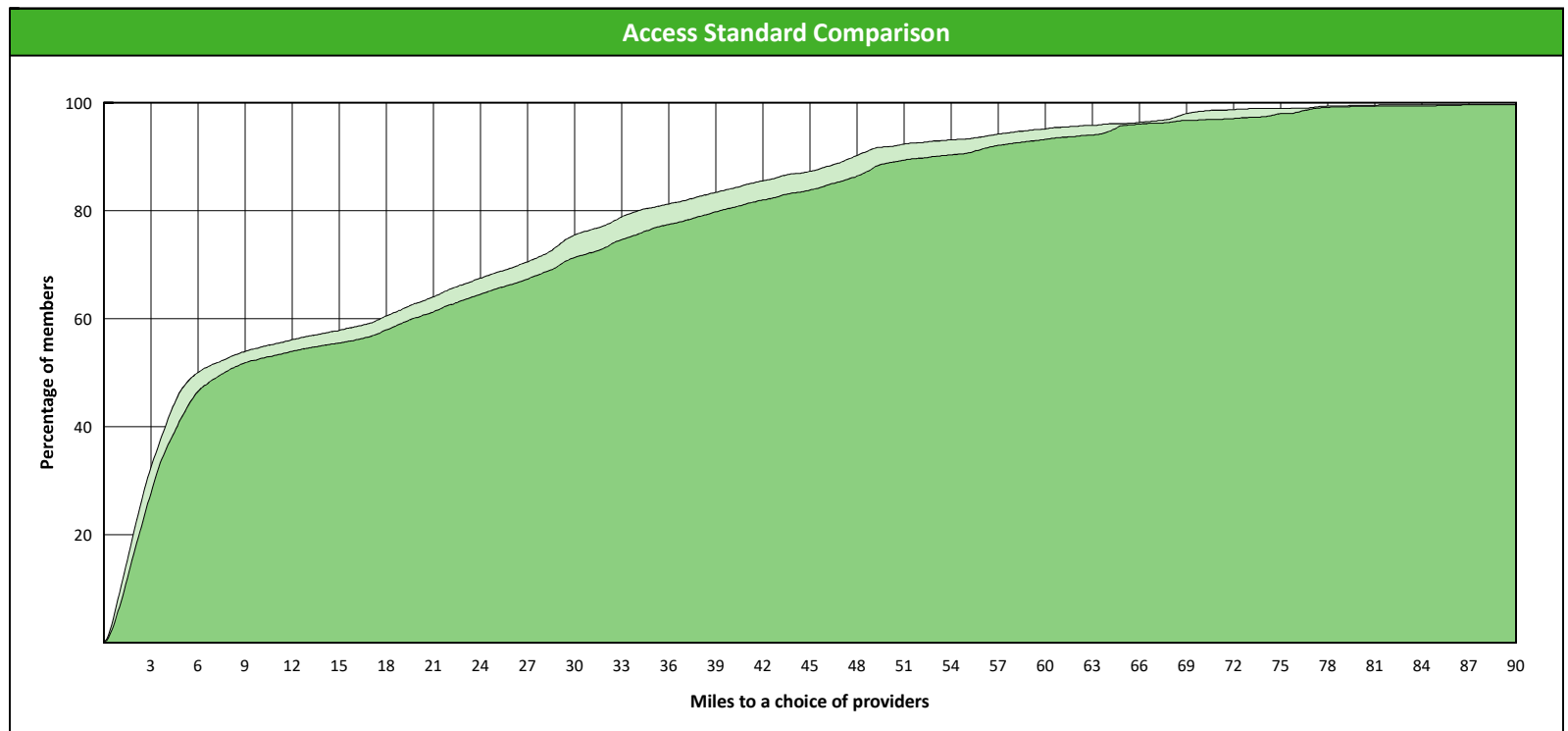
¹ The Access Standard is defined as (DWP Members) members accessing:

- 1 (DWP OS) provider in 90 miles and 90 minutes



Distances/Times

	Average
Distance/Time to 1st closest provider	19.9 miles 23.1 mins
Distance/Time to 2nd closest provider	22.0 miles 25.9 mins



Access Overview 90 Miles

January 16, 2019

Access Analysis

DWP Network

Member / Provider Groups

DWP Members

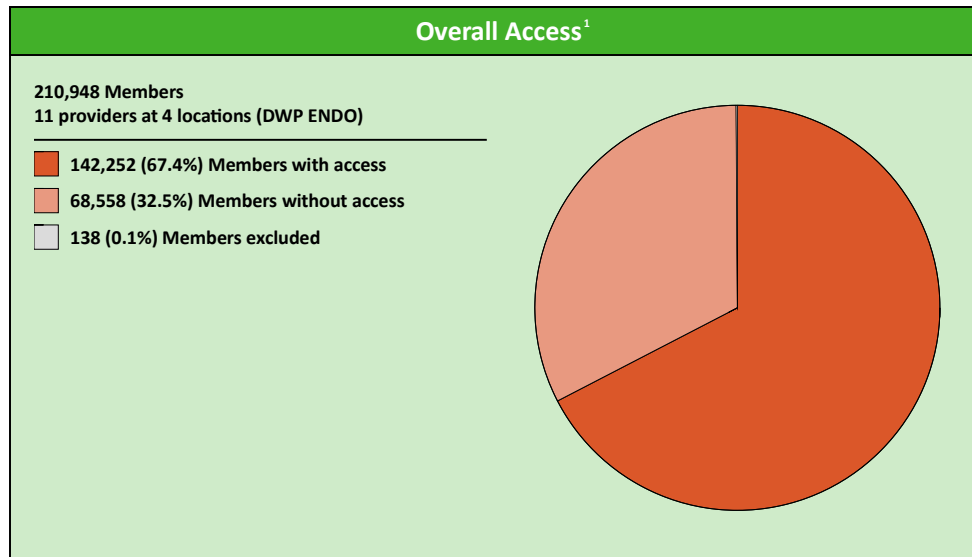
DWP ENDO

Comparison Graph

Percent of members with access to a choice of providers over miles

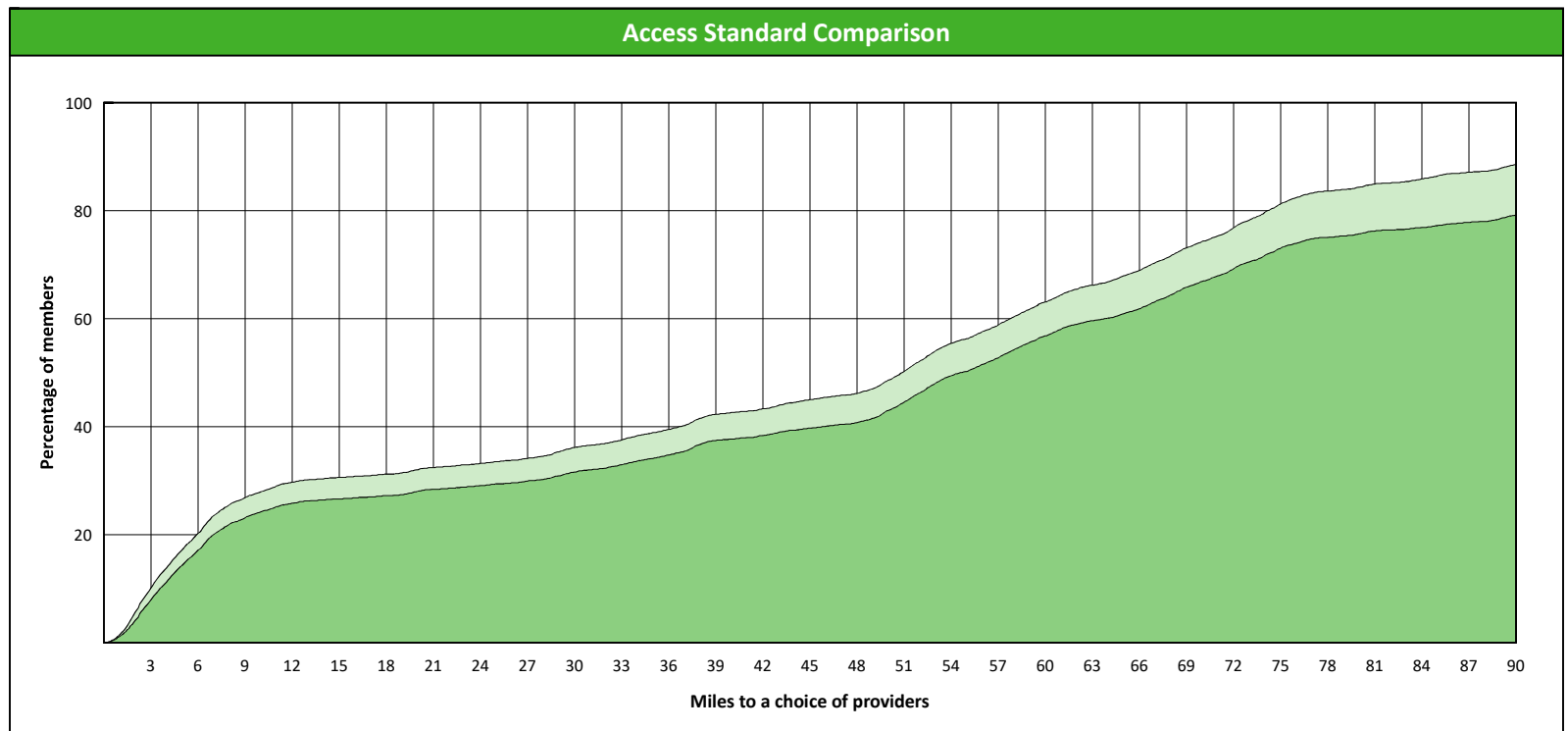
- 1st closest
- 2nd closest

¹ The Access Standard is defined as (DWP Members) members accessing:
1 (DWP ENDO) provider in 90 miles and 90 minutes



Distances/Times

	Average
Distance/Time to 1st closest provider	48.1 miles 66.8 mins
Distance/Time to 2nd closest provider	59.5 miles 83.9 mins



Access Overview 90 Miles

January 16, 2019

Access Analysis

DWP Network

Member / Provider Groups

DWP Members

DWP PERIO

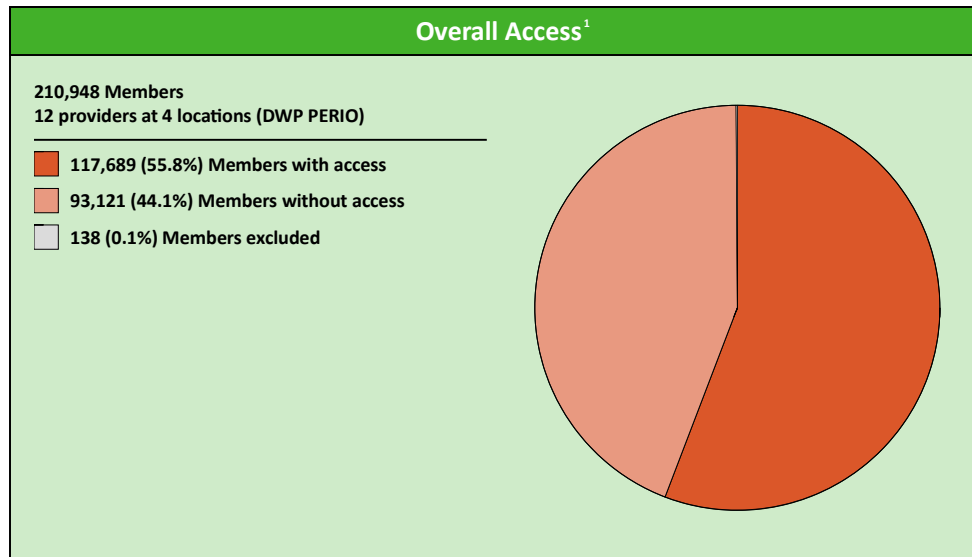
Comparison Graph

Percent of members with access to a choice of providers over miles

- 1st closest
- 2nd closest

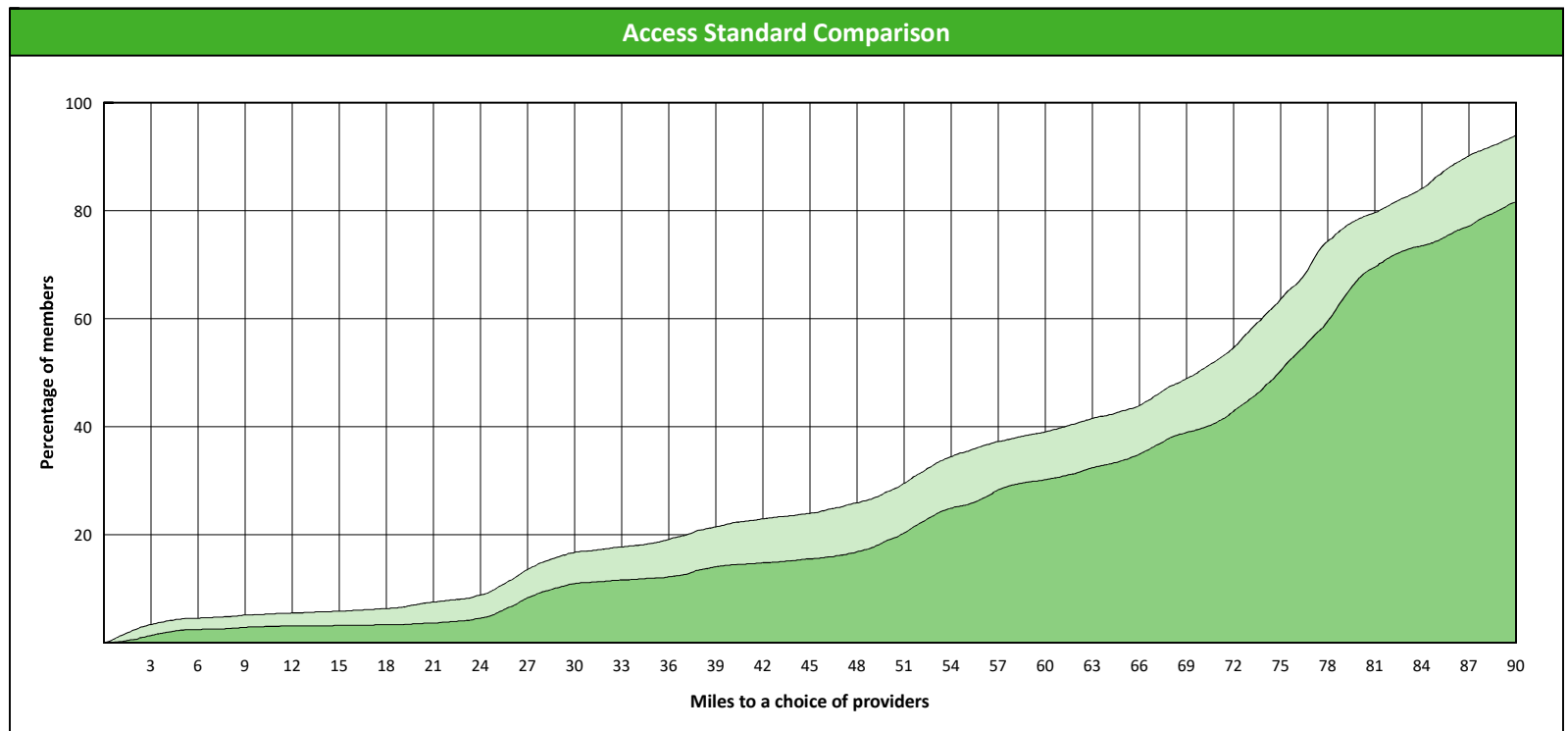
¹ The Access Standard is defined as (DWP Members) members accessing:

1 (DWP PERIO) provider in 90 miles and 90 minutes



Distances/Times

	Average
Distance/Time to 1st closest provider	63.8 miles 81.7 mins
Distance/Time to 2nd closest provider	73.8 miles 94.1 mins



Access Overview 90 Miles

January 16, 2019

Access Analysis

DWP Network

Member / Provider Groups

DWP Members

DWP PROST

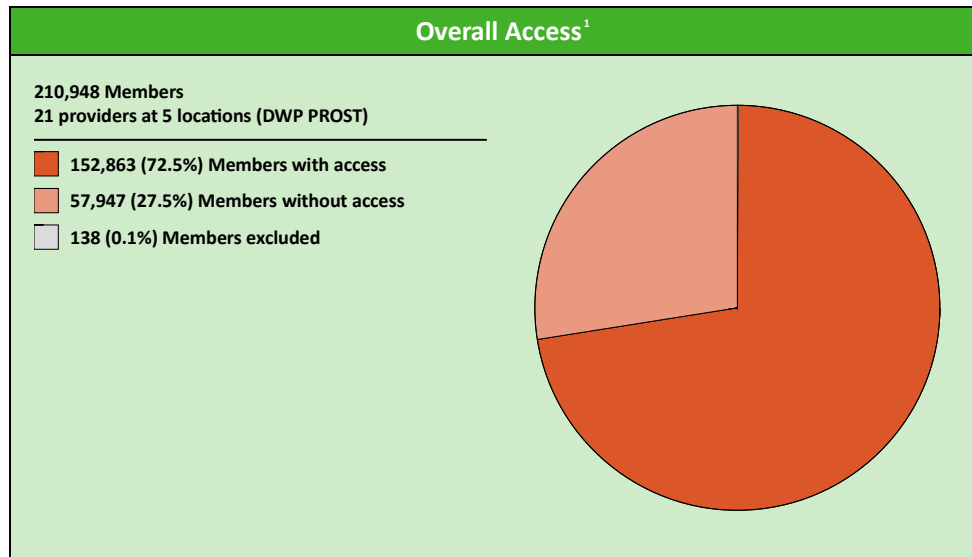
Comparison Graph

Percent of members with access to a choice of providers over miles

- 1st closest
- 2nd closest

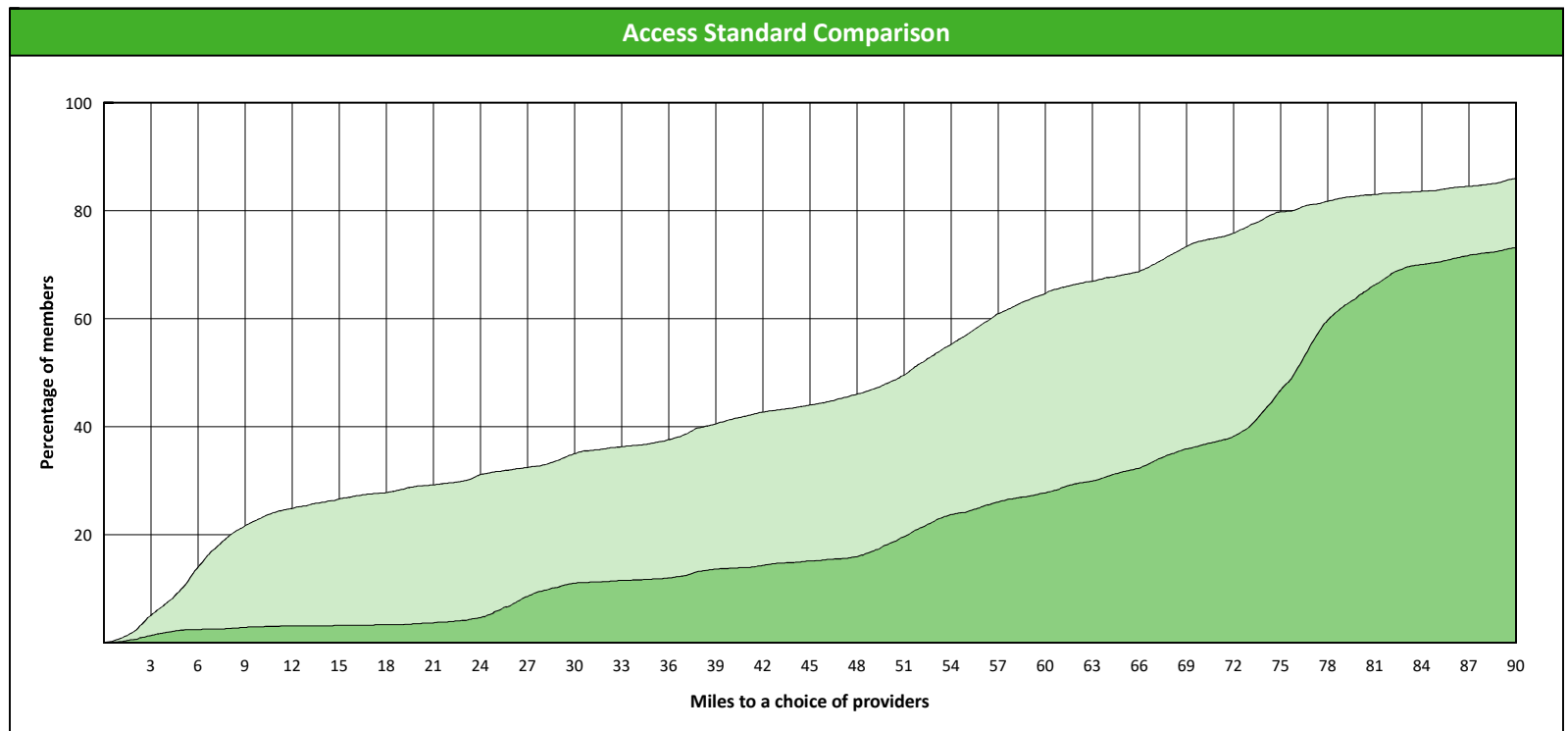
¹ The Access Standard is defined as (DWP Members) members accessing:

1 (DWP PROST) provider in 90 miles and 90 minutes



Distances/Times

	Average
Distance/Time to 1st closest provider	52.5 miles 65.5 mins
Distance/Time to 2nd closest provider	81.7 miles 103.7 mins



Access Overview 90 Miles

January 16, 2019

Access Analysis

DWP Network

Member / Provider Groups

DWP Members

DWP ORTHO


Comparison Graph

Percent of members with access to a choice of providers over miles

- 1st closest
- 2nd closest

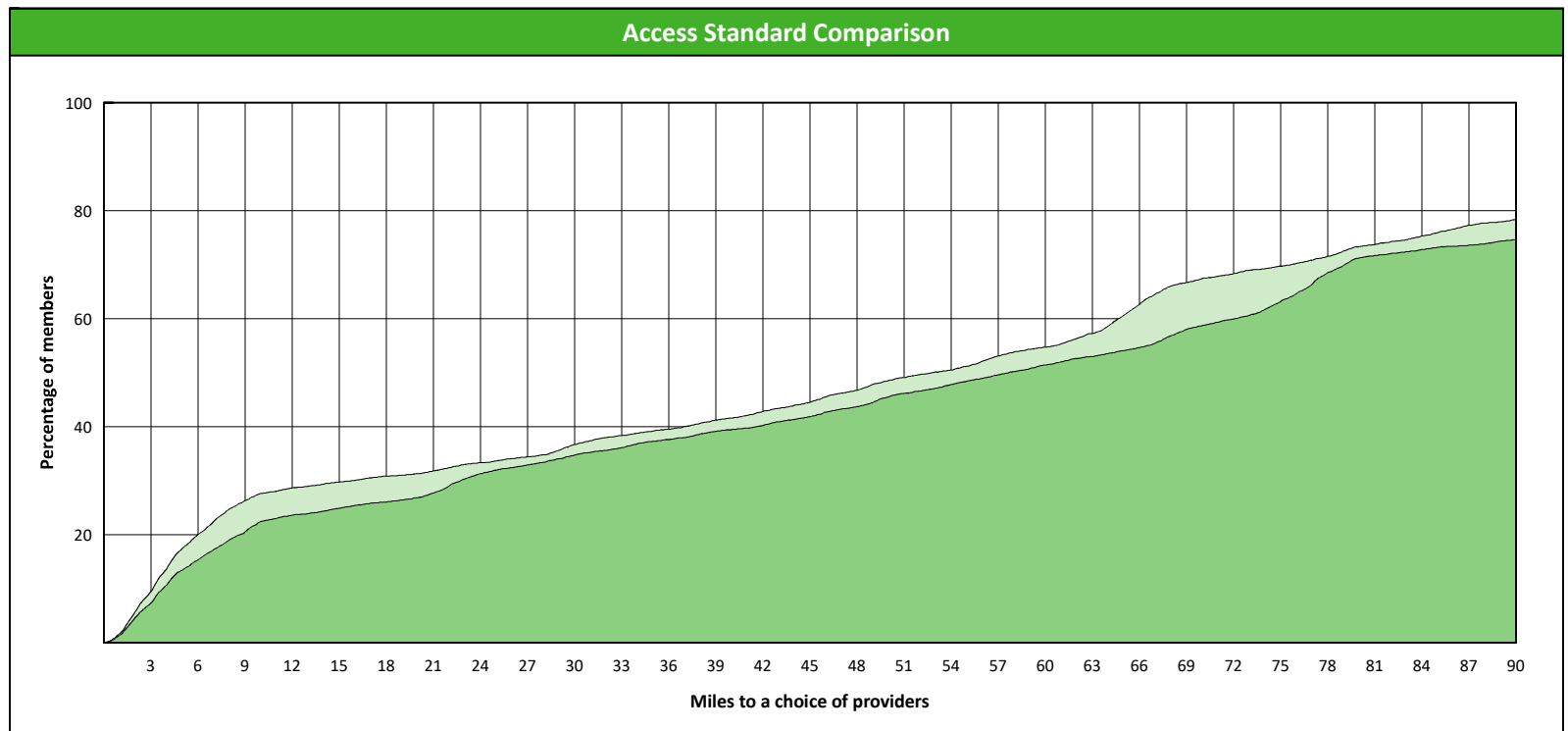
¹ The Access Standard is defined as (DWP Members) members accessing:

1 (DWP ORTHO) provider in 90 miles and 90 minutes



Distances/Times

	Average
Distance/Time to 1st closest provider	55.7 miles 65.4 mins
Distance/Time to 2nd closest provider	60.7 miles 72.1 mins



DWP GP Access Map

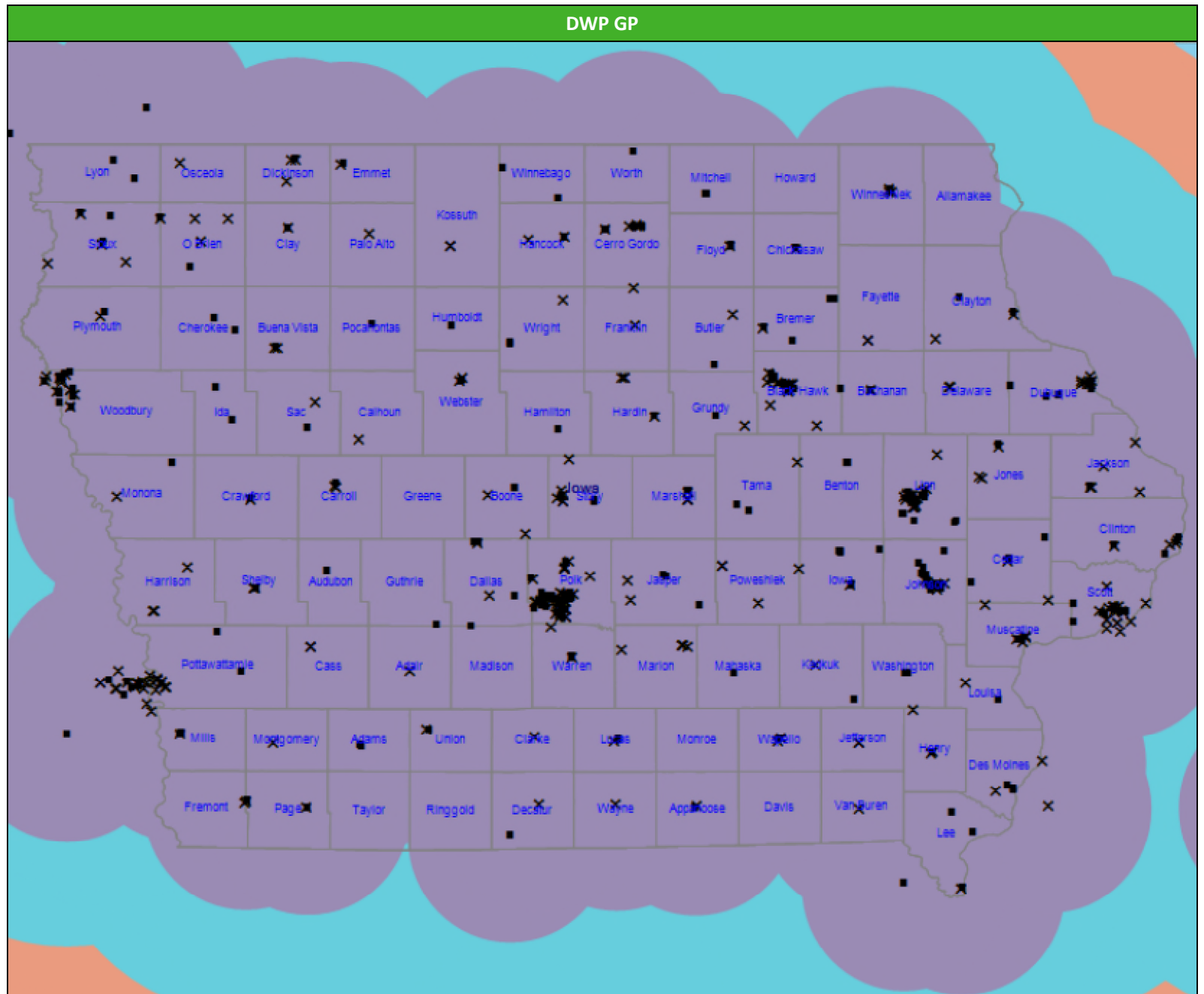
January 16, 2019

DWP GP

1,173 providers at 510 locations

- Single providers (239)
- ✕ Multiple providers (271)
- 30 mile radius
- 60 mile radius
- 90 mile radius

41.42 miles



DWP Oral Surgeon Access Map

January 16, 2019

DWP OS

156 providers at 42 locations

- Single providers (11)
- ✕ Multiple providers (31)
- 30 mile radius
- 60 mile radius
- 90 mile radius

41.42 miles



DWP Endodontist Access Map

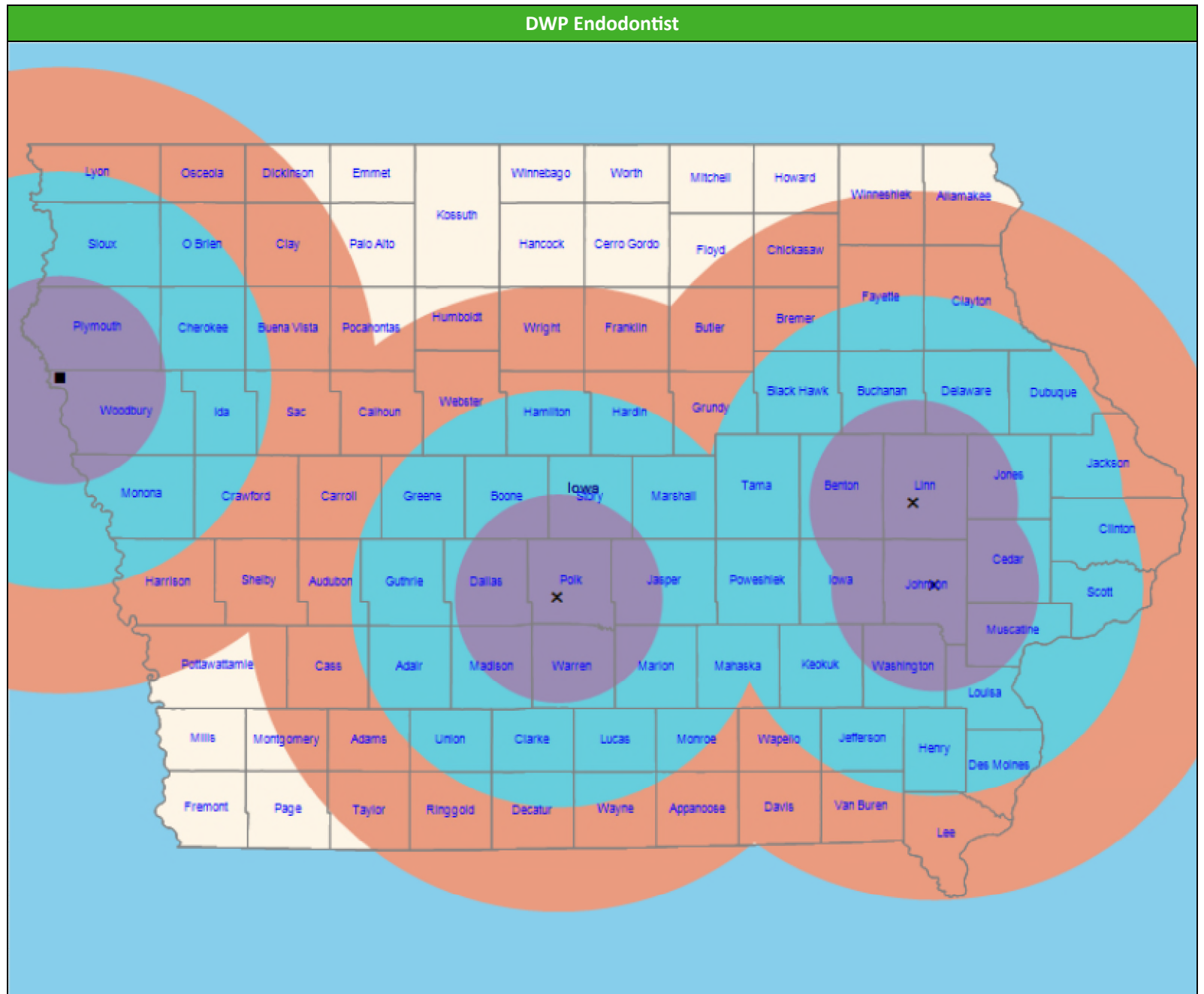
January 16, 2019

DWP ENDO

11 providers at 4 locations

- Single providers (1)
- ✕ Multiple providers (3)
- 30 mile radius
- 60 mile radius
- 90 mile radius

41.42 miles



DWP Periodontist Access Map

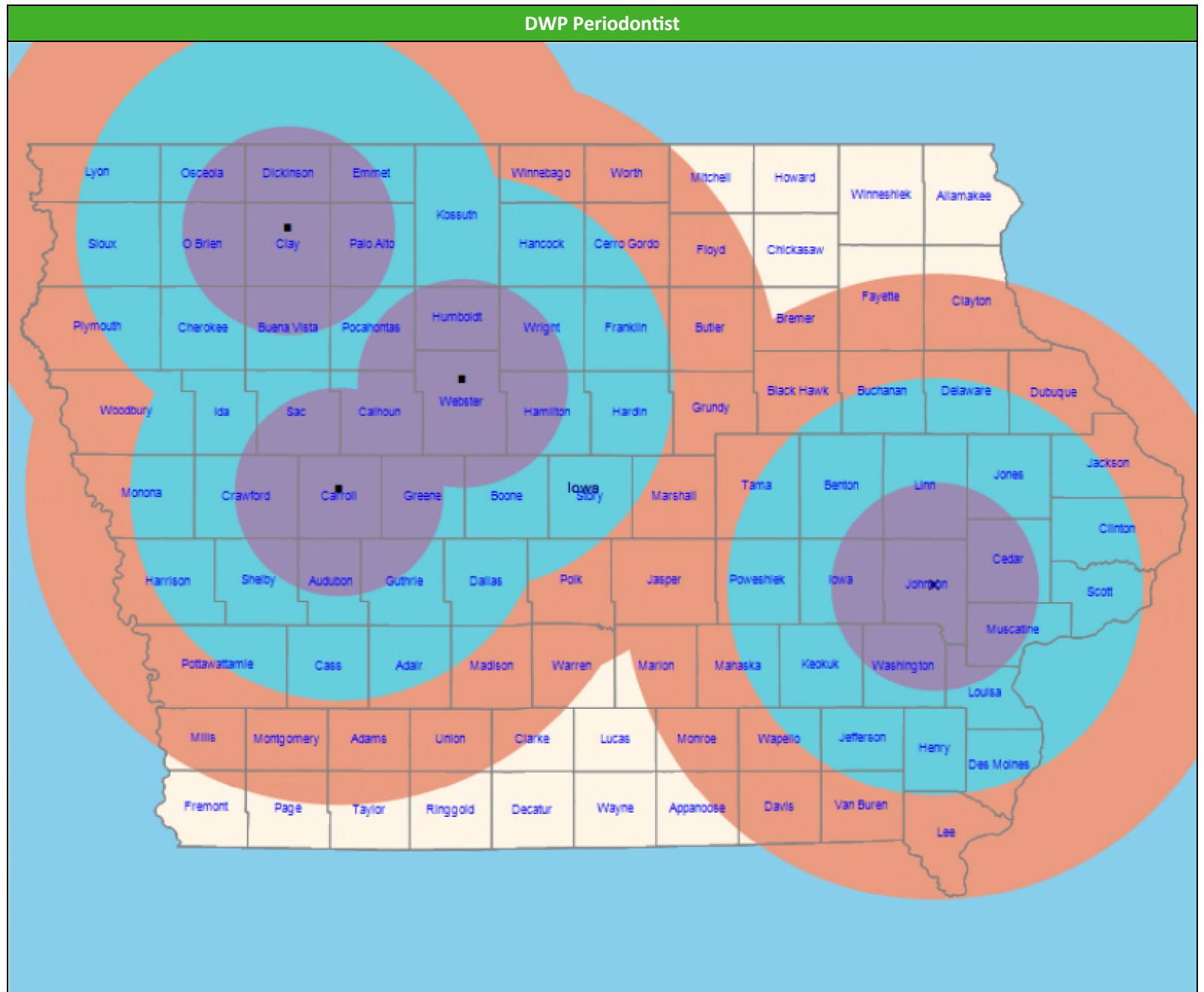
January 16, 2019

DWP PERIO

12 providers at 4 locations

- Single providers (3)
- ✕ Multiple providers (1)
- 30 mile radius
- 60 mile radius
- 90 mile radius

41.42 miles



DWP Prosthodontist Access Map

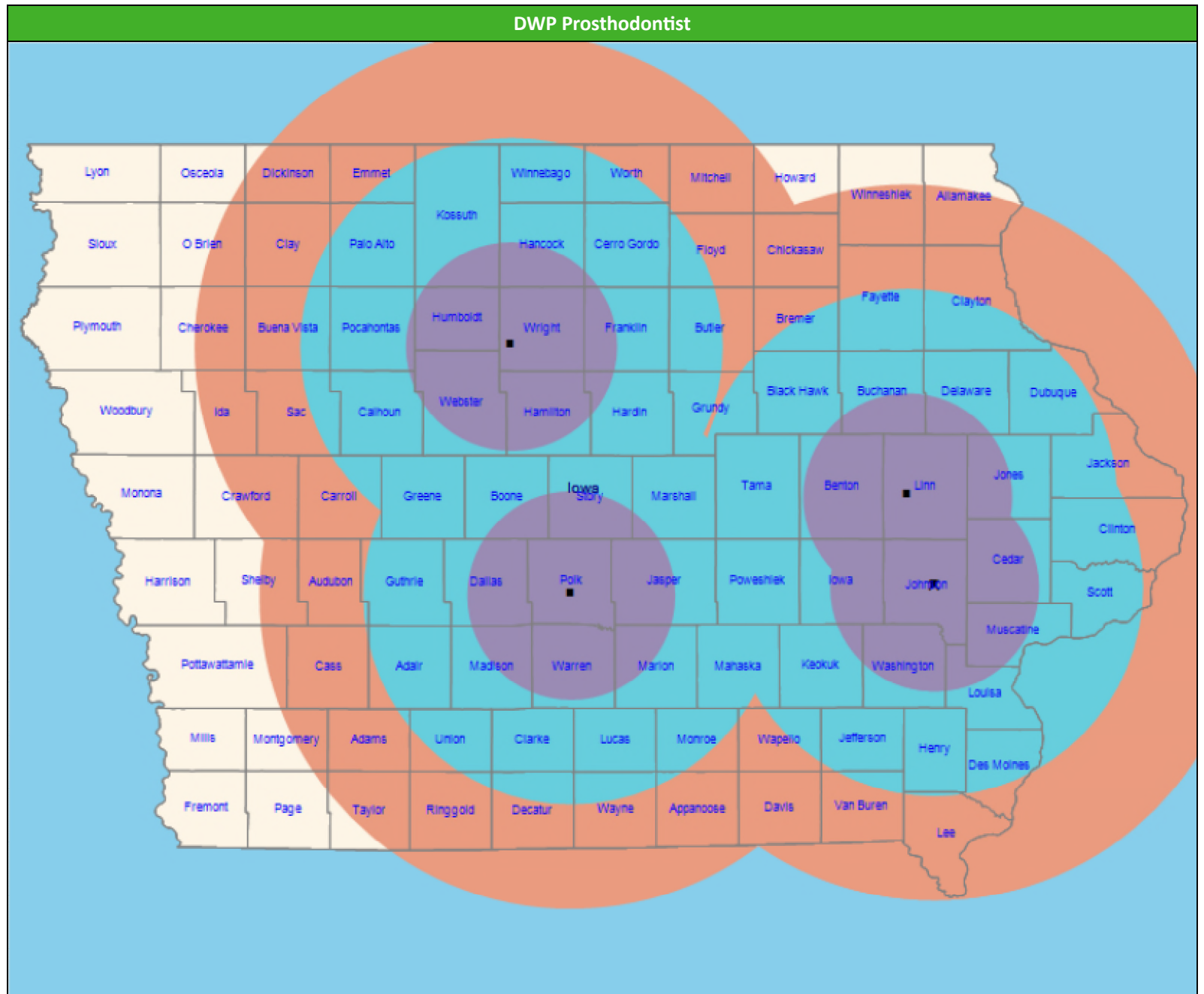
January 16, 2019

DWP PROST

21 providers at 5 locations

- Single providers (4)
- ✕ Multiple providers (1)
- 30 mile radius
- 60 mile radius
- 90 mile radius

41.42 miles



DWP Orthodontist Access Map

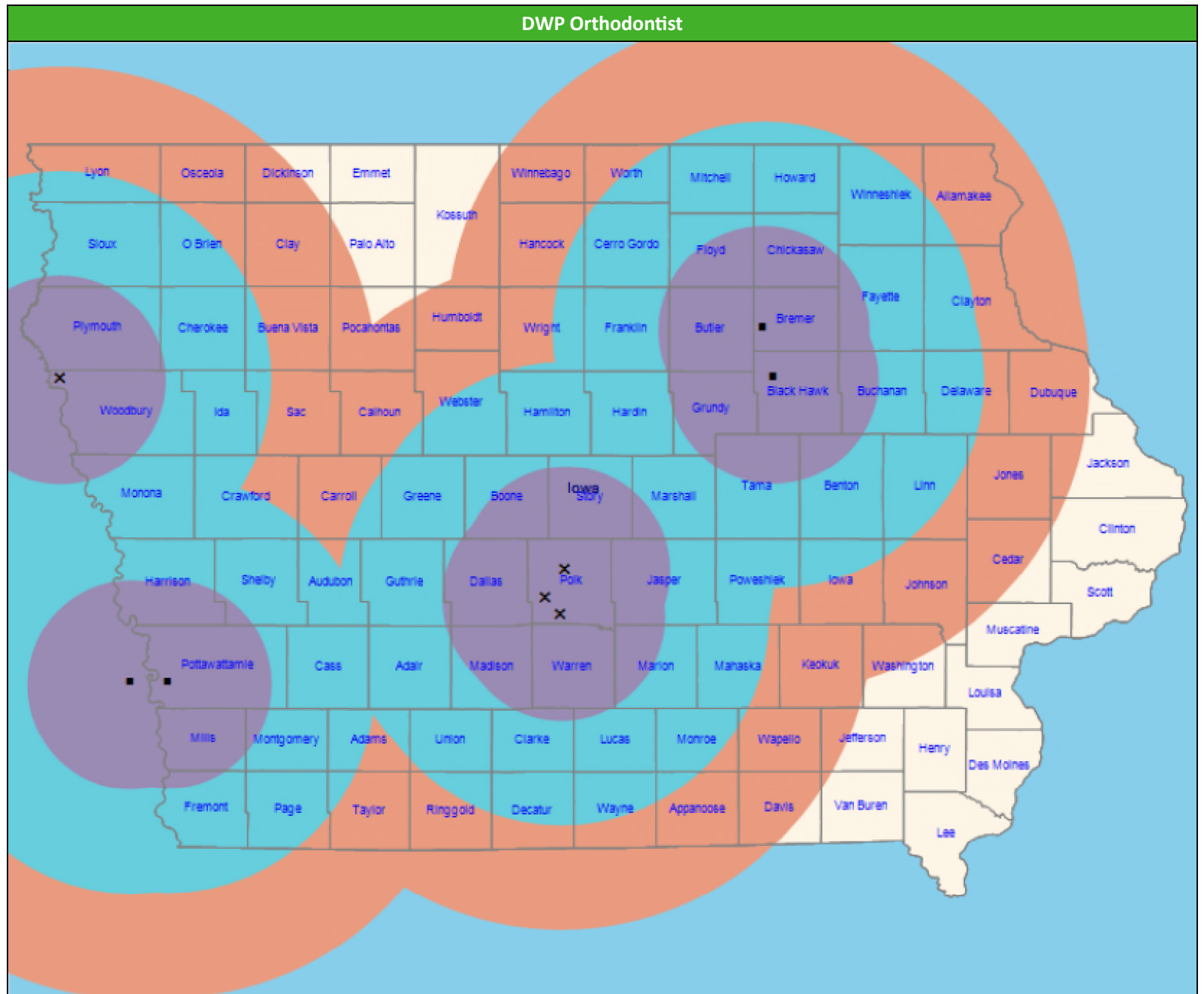
January 16, 2019

DWP ORTHO

14 providers at 8 locations

- Single providers (4)
- ✕ Multiple providers (4)
- 30 mile radius
- 60 mile radius
- 90 mile radius

41.42 miles



Access Summary By State

January 16, 2019

Access Analysis

DWP Network

Member Group

DWP Members

Provider Group

DWP GP

DWP OS

DWP ENDO

DWP PERIO

DWP PROST

DWP ORTHO

¹ Provider counts represent:

P: Unique providers

L: Unique provider locations

** These records have been excluded from the analysis because of invalid zip codes.

All Members												
Member		Provider		With Access		Without Access		Counts ¹		Average Distance		Average Time
Group	#	Group	Standard	#	%	#	%	P	L	1	2	1
DWP Members	210,810	DWP GP	1 in 30 miles an...	209,731	99.5	1,079	0.5	1,173	510	5.4	6.3	6.4
		DWP GP	1 in 60 miles an...	209,970	99.6	840	0.4	1,173	510	5.4	6.3	6.4
		DWP GP	1 in 90 miles an...	210,014	99.6	796	0.4	1,173	510	5.4	6.3	6.4
		DWP OS	1 in 30 miles an...	147,701	70.1	63,109	29.9	156	42	19.9	22.0	23.1
		DWP OS	1 in 60 miles an...	195,110	92.6	15,700	7.4	156	42	19.9	22.0	23.1
		DWP OS	1 in 90 miles an...	208,908	99.1	1,902	0.9	156	42	19.9	22.0	23.1
		DWP ENDO	1 in 30 miles an...	69,239	32.8	141,571	67.2	11	4	48.1	59.5	66.8
		DWP ENDO	1 in 60 miles an...	93,522	44.4	117,288	55.6	11	4	48.1	59.5	66.8
		DWP ENDO	1 in 90 miles an...	142,252	67.5	68,558	32.5	11	4	48.1	59.5	66.8
		DWP PERIO	1 in 30 miles an...	18,992	9.0	191,818	91.0	12	4	63.8	73.8	81.7
		DWP PERIO	1 in 60 miles an...	57,687	27.4	153,123	72.6	12	4	63.8	73.8	81.7
		DWP PERIO	1 in 90 miles an...	117,689	55.8	93,121	44.2	12	4	63.8	73.8	81.7
		DWP PROST	1 in 30 miles an...	67,053	31.8	143,757	68.2	21	5	52.5	81.7	65.5
		DWP PROST	1 in 60 miles an...	99,039	47.0	111,771	53.0	21	5	52.5	81.7	65.5
		DWP PROST	1 in 90 miles an...	152,863	72.5	57,947	27.5	21	5	52.5	81.7	65.5
		DWP ORTHO	1 in 30 miles an...	71,444	33.9	139,366	66.1	14	8	55.7	60.7	65.4
		DWP ORTHO	1 in 60 miles an...	102,815	48.8	107,995	51.2	14	8	55.7	60.7	65.4
		DWP ORTHO	1 in 90 miles an...	147,436	69.9	63,374	30.1	14	8	55.7	60.7	65.4

Key Geographic Areas										
State Name	Member	Provider		With Access		Without Access		Average Distance		Average Time
	#	Group	Standard	#	%	#	%	1	2	1
Iowa	209,490	DWP GP	1 in 60 miles and 60 mins	209,490	100.0	0	0.0	3.2	4.1	3.6
		DWP GP	1 in 90 miles and 90 mins	209,490	100.0	0	0.0	3.2	4.1	3.6
		DWP GP	1 in 30 miles and 30 mins	209,327	99.9	163	0.1	3.2	4.1	3.6
		DWP OS	1 in 90 miles and 90 mins	208,452	99.5	1,038	0.5	17.6	19.7	20.2
		DWP OS	1 in 60 miles and 60 mins	194,728	93.0	14,762	7.0	17.6	19.7	20.2
		DWP PROST	1 in 90 miles and 90 mins	152,786	72.9	56,704	27.1	49.8	79.1	62.0
		DWP OS	1 in 30 miles and 30 mins	147,407	70.4	62,083	29.6	17.6	19.7	20.2
		DWP ORTHO	1 in 90 miles and 90 mins	147,211	70.3	62,279	29.7	53.2	58.2	62.3
		DWP ENDO	1 in 90 miles and 90 mins	142,131	67.8	67,359	32.2	45.6	56.8	63.0
		DWP PERIO	1 in 90 miles and 90 mins	117,624	56.1	91,866	43.9	61.3	71.2	78.4
		DWP ORTHO	1 in 60 miles and 60 mins	102,633	49.0	106,857	51.0	53.2	58.2	62.3
		DWP PROST	1 in 60 miles and 60 mins	99,039	47.3	110,451	52.7	49.8	79.1	62.0
		DWP ENDO	1 in 60 miles and 60 mins	93,483	44.6	116,007	55.4	45.6	56.8	63.0
		DWP ORTHO	1 in 30 miles and 30 mins	71,280	34.0	138,210	66.0	53.2	58.2	62.3
		DWP ENDO	1 in 30 miles and 30 mins	69,210	33.0	140,280	67.0	45.6	56.8	63.0
DWP PROST	1 in 30 miles and 30 mins	67,053	32.0	142,437	68.0	49.8	79.1	62.0		
DWP PERIO	1 in 60 miles and 60 mins	57,685	27.5	151,805	72.5	61.3	71.2	78.4		

Access Summary By City

January 16, 2019

Access Analysis

DWP Network

Member Group

DWP Members

Provider Group

DWP GP

DWP OS

DWP ENDO

DWP PERIO

DWP PROST

DWP ORTHO

¹ Provider counts represent:

P: Unique providers

L: Unique provider locations

** These records have been excluded from the analysis because of invalid zip codes.

All Members												
Member		Provider		With Access		Without Access		Counts ¹		Average Distance		Average Time
Group	#	Group	Standard	#	%	#	%	P	L	1	2	1
DWP Members	210,810	DWP GP	1 in 30 miles an...	209,731	99.5	1,079	0.5	1,173	510	5.4	6.3	6.4
		DWP GP	1 in 60 miles an...	209,970	99.6	840	0.4	1,173	510	5.4	6.3	6.4
		DWP GP	1 in 90 miles an...	210,014	99.6	796	0.4	1,173	510	5.4	6.3	6.4
		DWP OS	1 in 30 miles an...	147,701	70.1	63,109	29.9	156	42	19.9	22.0	23.1
		DWP OS	1 in 60 miles an...	195,110	92.6	15,700	7.4	156	42	19.9	22.0	23.1
		DWP OS	1 in 90 miles an...	208,908	99.1	1,902	0.9	156	42	19.9	22.0	23.1
		DWP ENDO	1 in 30 miles an...	69,239	32.8	141,571	67.2	11	4	48.1	59.5	66.8
		DWP ENDO	1 in 60 miles an...	93,522	44.4	117,288	55.6	11	4	48.1	59.5	66.8
		DWP ENDO	1 in 90 miles an...	142,252	67.5	68,558	32.5	11	4	48.1	59.5	66.8
		DWP PERIO	1 in 30 miles an...	18,992	9.0	191,818	91.0	12	4	63.8	73.8	81.7
		DWP PERIO	1 in 60 miles an...	57,687	27.4	153,123	72.6	12	4	63.8	73.8	81.7
		DWP PERIO	1 in 90 miles an...	117,689	55.8	93,121	44.2	12	4	63.8	73.8	81.7
		DWP PROST	1 in 30 miles an...	67,053	31.8	143,757	68.2	21	5	52.5	81.7	65.5
		DWP PROST	1 in 60 miles an...	99,039	47.0	111,771	53.0	21	5	52.5	81.7	65.5
		DWP PROST	1 in 90 miles an...	152,863	72.5	57,947	27.5	21	5	52.5	81.7	65.5
		DWP ORTHO	1 in 30 miles an...	71,444	33.9	139,366	66.1	14	8	55.7	60.7	65.4
		DWP ORTHO	1 in 60 miles an...	102,815	48.8	107,995	51.2	14	8	55.7	60.7	65.4
		DWP ORTHO	1 in 90 miles an...	147,436	69.9	63,374	30.1	14	8	55.7	60.7	65.4

Key Geographic Areas										
City	Member	Provider		With Access		Without Access		Average Distance		Average Time
	#	Group	Standard	#	%	#	%	1	2	1
Des Moines, IA	23,301	DWP GP	1 in 30 miles and 30 mins	23,301	100.0	0	0.0	0.8	1.0	1.3
		DWP GP	1 in 60 miles and 60 mins	23,301	100.0	0	0.0	0.8	1.0	1.3
		DWP GP	1 in 90 miles and 90 mins	23,301	100.0	0	0.0	0.8	1.0	1.3
		DWP OS	1 in 90 miles and 90 mins	23,301	100.0	0	0.0	2.7	3.1	4.2
		DWP ORTHO	1 in 90 miles and 90 mins	23,299	99.9	2	0.1	4.3	4.3	6.7
		DWP OS	1 in 60 miles and 60 mins	23,298	99.9	3	0.1	2.7	3.1	4.2
		DWP PROST	1 in 90 miles and 90 mins	23,297	99.9	4	0.1	5.3	77.4	7.9
		DWP ORTHO	1 in 60 miles and 60 mins	23,296	99.9	5	0.1	4.3	4.3	6.7
		DWP ENDO	1 in 90 miles and 90 mins	23,295	99.9	6	0.1	4.2	4.2	7.4
		DWP OS	1 in 30 miles and 30 mins	23,292	99.9	9	0.1	2.7	3.1	4.2
		DWP PROST	1 in 60 miles and 60 mins	23,292	99.9	9	0.1	5.3	77.4	7.9
		DWP ENDO	1 in 60 miles and 60 mins	23,289	99.9	12	0.1	4.2	4.2	7.4
		DWP ORTHO	1 in 30 miles and 30 mins	23,289	99.9	12	0.1	4.3	4.3	6.7
		DWP PROST	1 in 30 miles and 30 mins	23,287	99.9	14	0.1	5.3	77.4	7.9
		DWP ENDO	1 in 30 miles and 30 mins	23,286	99.9	15	0.1	4.2	4.2	7.4
		DWP PERIO	1 in 90 miles and 90 mins	6,478	27.8	16,823	72.2	74.1	77.1	96.7
		DWP PERIO	1 in 60 miles and 60 mins	4	0.1	23,297	99.9	74.1	77.1	96.7