

Network Access Analysis

hawk-i

Delta Dental of Iowa

January 16, 2019

Contents

Report Contents

Access Overview 30 Miles 3
hawk Members: hawk GP, hawk Members: hawk OS, hawk Members: hawk Endo, hawk Members: hawk Ortho, hawk Members: hawk Perio, hawk Members: hawk Prost

Access Overview 60 Miles 9
hawk Members: hawk GP, hawk Members: hawk OS, hawk Members: hawk Endo, hawk Members: hawk Ortho, hawk Members: hawk Perio, hawk Members: hawk Prost

Access Overview 90 Miles 15
hawk Members: hawk GP, hawk Members: hawk OS, hawk Members: hawk Endo, hawk Members: hawk Ortho, hawk Members: hawk Perio, hawk Members: hawk Prost

hawk-i GP Access Map 21

hawk-i Oral Surgeon Access Map 22

hawk-i Endodontist Access Map 23

hawk-i Orthodontist Access Map 24

hawk-i Periodontist Access Map 25

hawk-i Prothodontist Access Map 26

Access Summary By State Name 27

Access Summary By City 28

Access Overview 30 Miles

January 16, 2019

Access Analysis

hawki

Member / Provider Groups

hawki Members

hawki GP

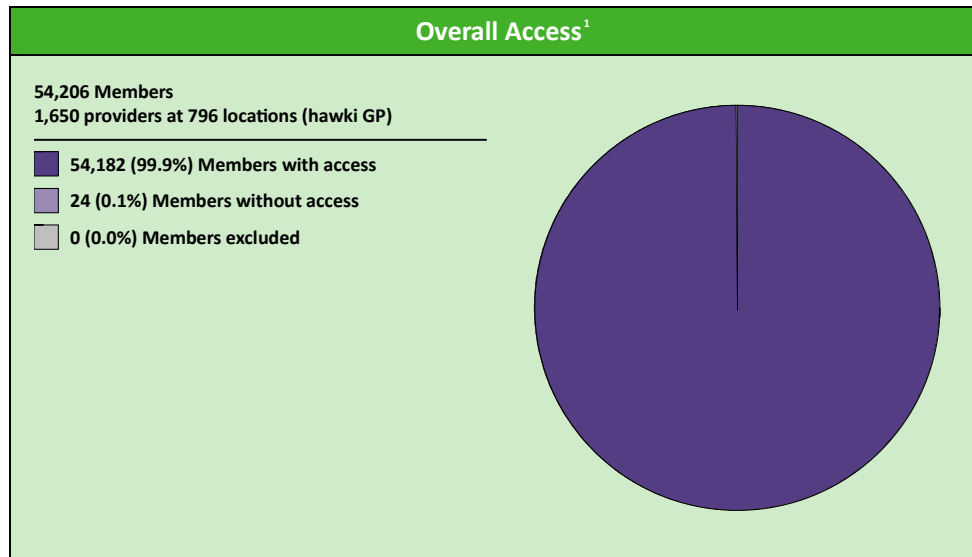
Comparison Graph

Percent of members with access to a choice of providers over miles

- 1st closest
- 2nd closest

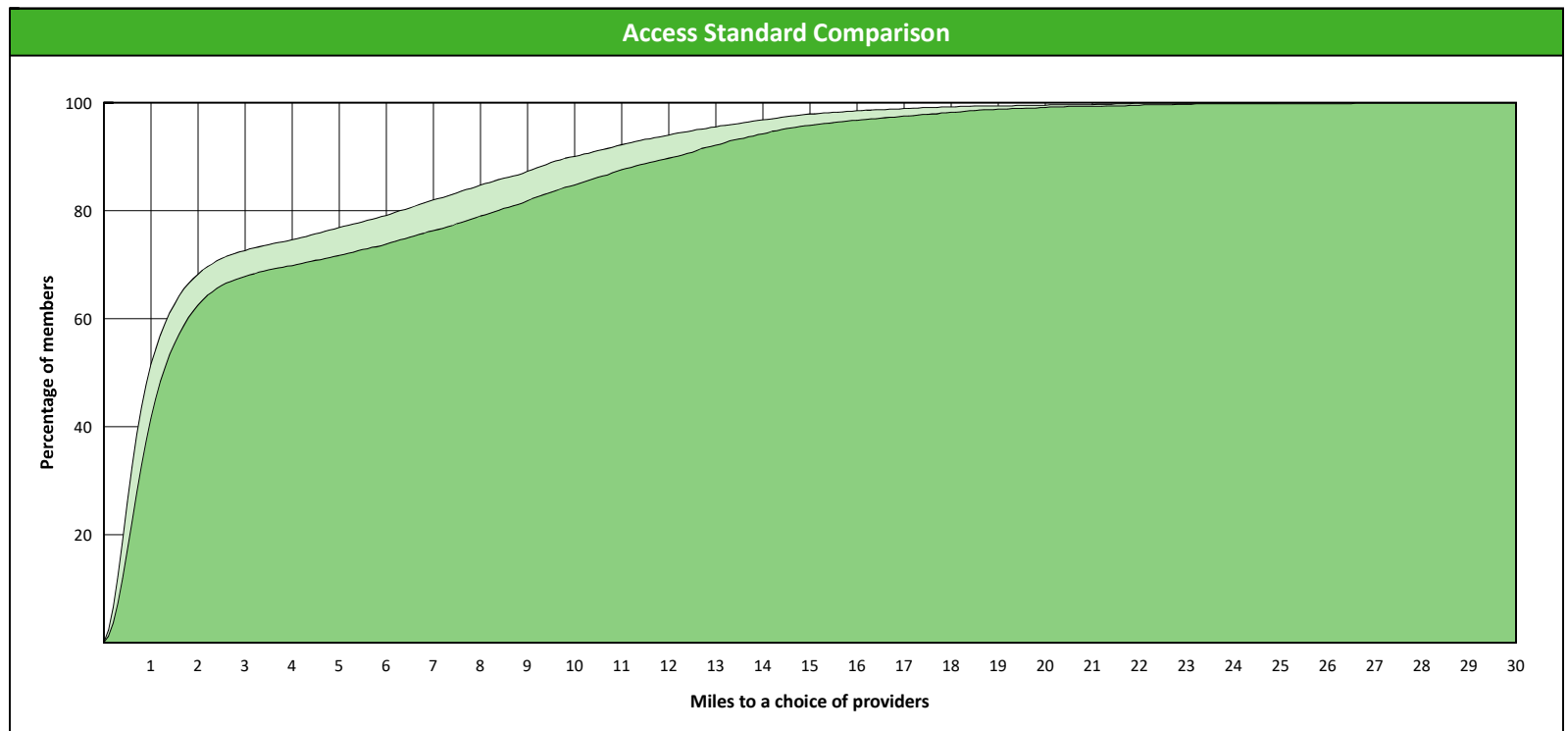
¹ The Access Standard is defined as (hawki Members) members accessing:

- 1 (hawki GP) provider in 30 miles and 30 minutes



Distances/Times

	Average
Distance/Time to 1st closest provider	3.2 miles 3.6 mins
Distance/Time to 2nd closest provider	4.1 miles 4.5 mins



Access Overview 30 Miles

January 16, 2019

Access Analysis

hawki

Member / Provider Groups

hawki Members

hawki OS

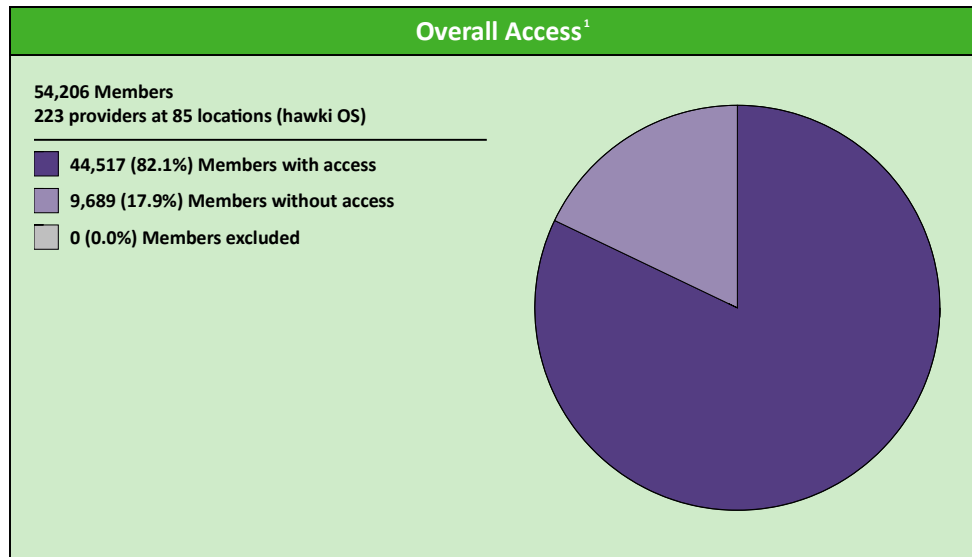
Comparison Graph

Percent of members with access to a choice of providers over miles

- 1st closest
- 2nd closest

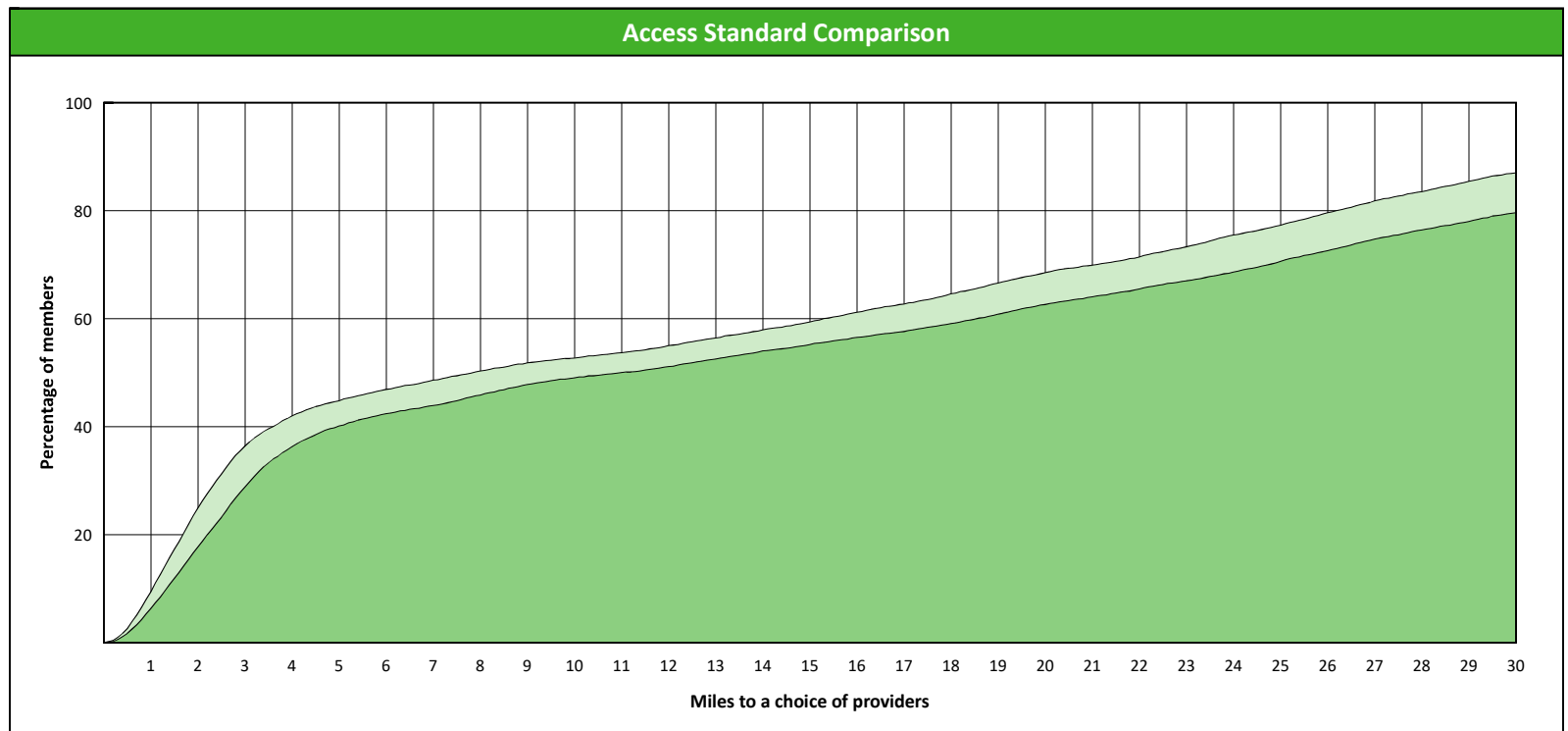
¹ The Access Standard is defined as (hawki Members) members accessing:

- 1 (hawki OS) provider in 30 miles and 30 minutes



Distances/Times

	Average
Distance/Time to 1st closest provider	14.0 miles 15.6 mins
Distance/Time to 2nd closest provider	17.0 miles 19.1 mins



Access Overview 30 Miles

January 16, 2019

Access Analysis

hawki

Member / Provider Groups

hawki Members

hawki Endo


Comparison Graph

Percent of members with access to a choice of providers over miles

- 1st closest
- 2nd closest

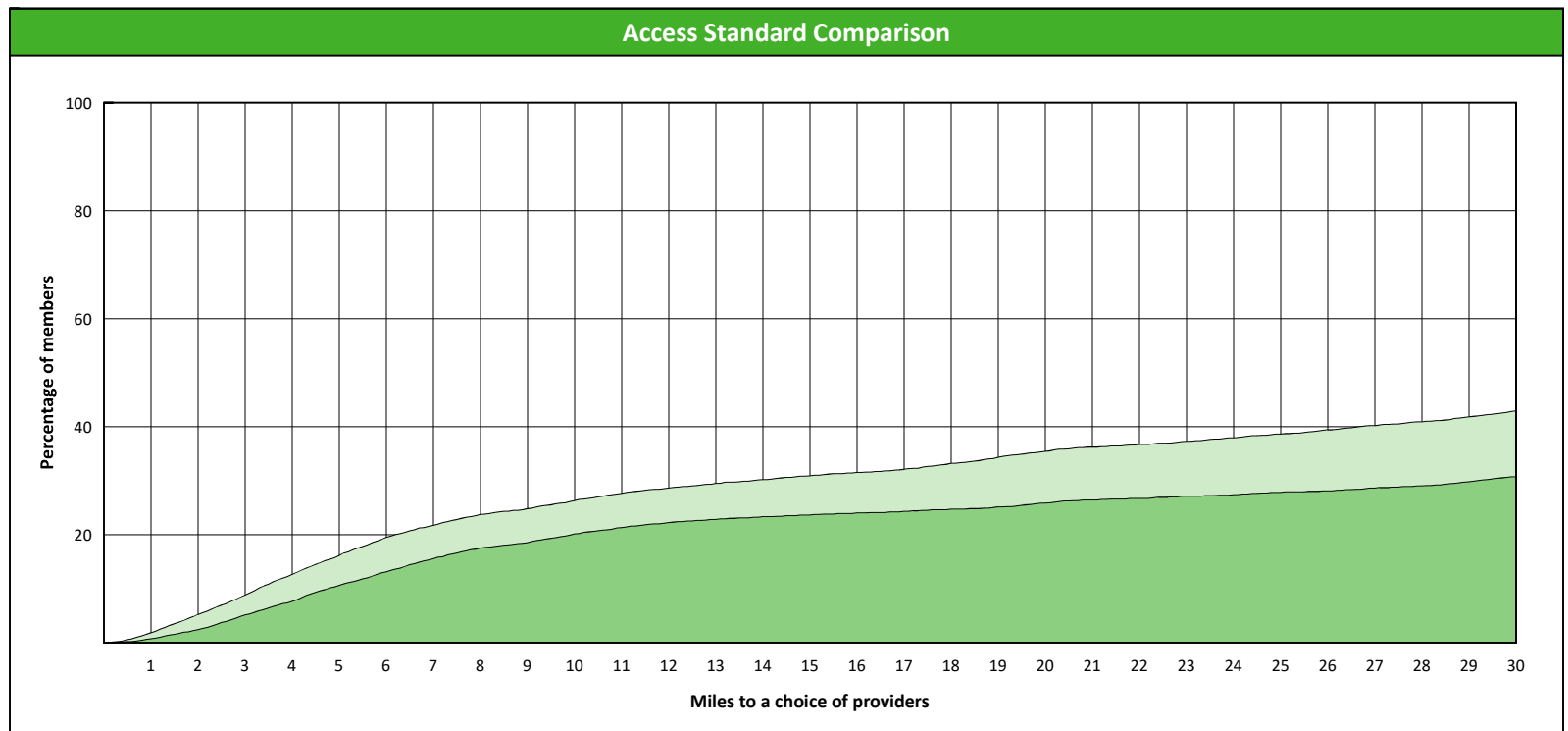
¹ The Access Standard is defined as (hawki Members) members accessing:

- 1 (hawki Endo) provider in 30 miles and 30 minutes



Distances/Times

	Average
Distance/Time to 1st closest provider	37.5 miles 45.3 mins
Distance/Time to 2nd closest provider	47.7 miles 58.8 mins



Access Overview 30 Miles

January 16, 2019

Access Analysis

hawki

Member / Provider Groups

hawki Members

hawki Ortho

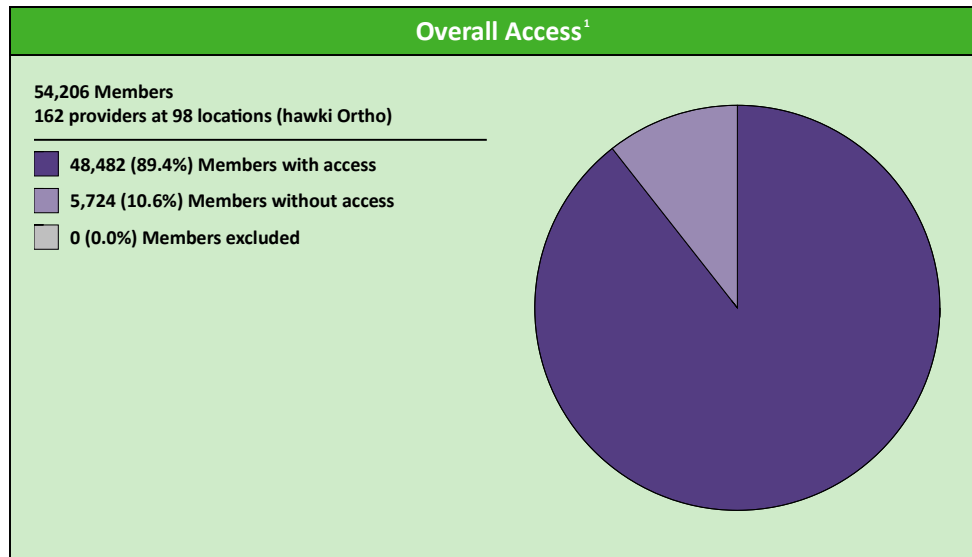
Comparison Graph

Percent of members with access to a choice of providers over miles

- 1st closest
- 2nd closest

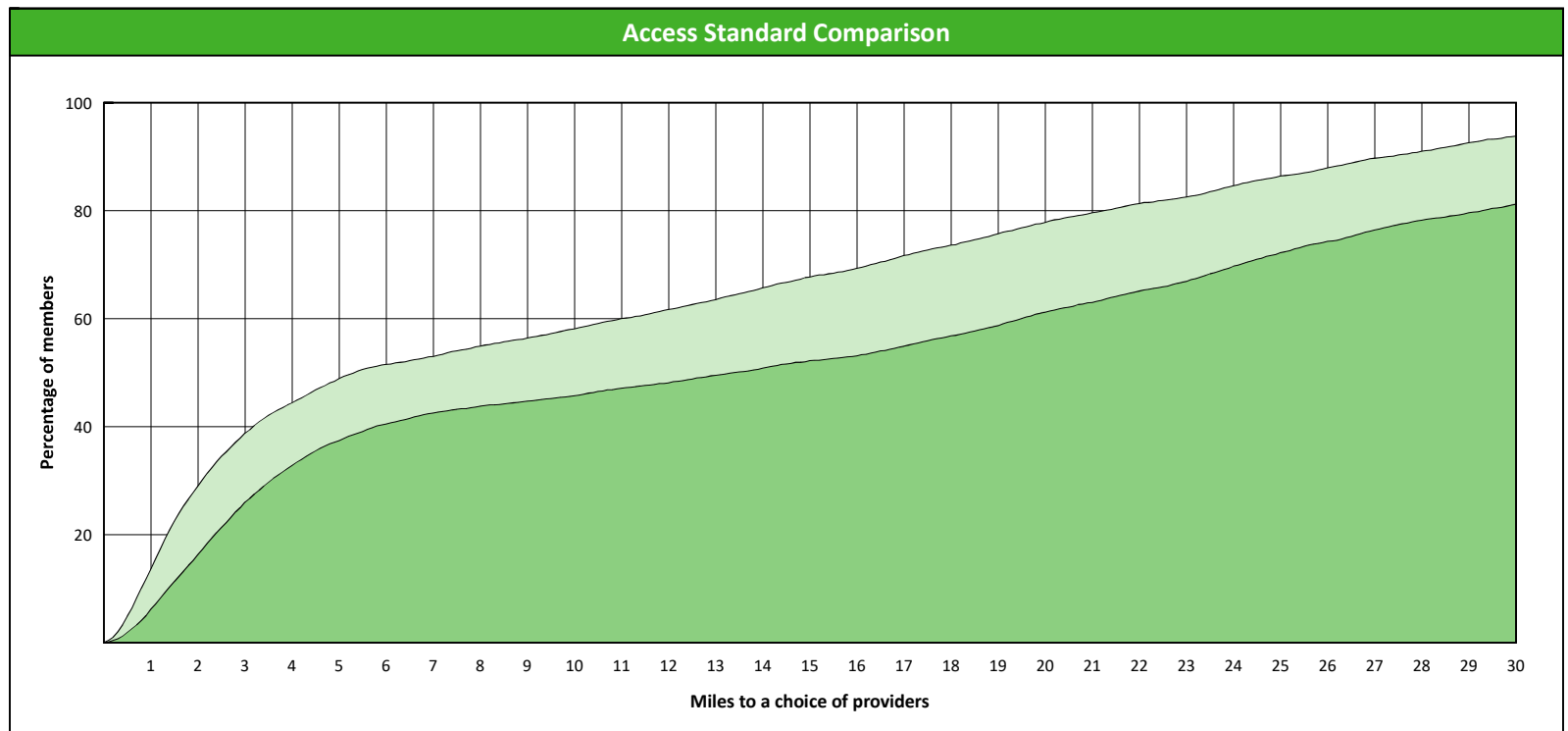
¹ The Access Standard is defined as (hawki Members) members accessing:

1 (hawki Ortho) provider in 30 miles and 30 minutes



Distances/Times

	Average
Distance/Time to 1st closest provider	11.0 miles 12.2 mins
Distance/Time to 2nd closest provider	16.8 miles 18.6 mins



Access Overview 30 Miles

January 16, 2019

Access Analysis

hawki

Member / Provider Groups

hawki Members

hawki Perio


Comparison Graph

Percent of members with access to a choice of providers over miles

- 1st closest
- 2nd closest

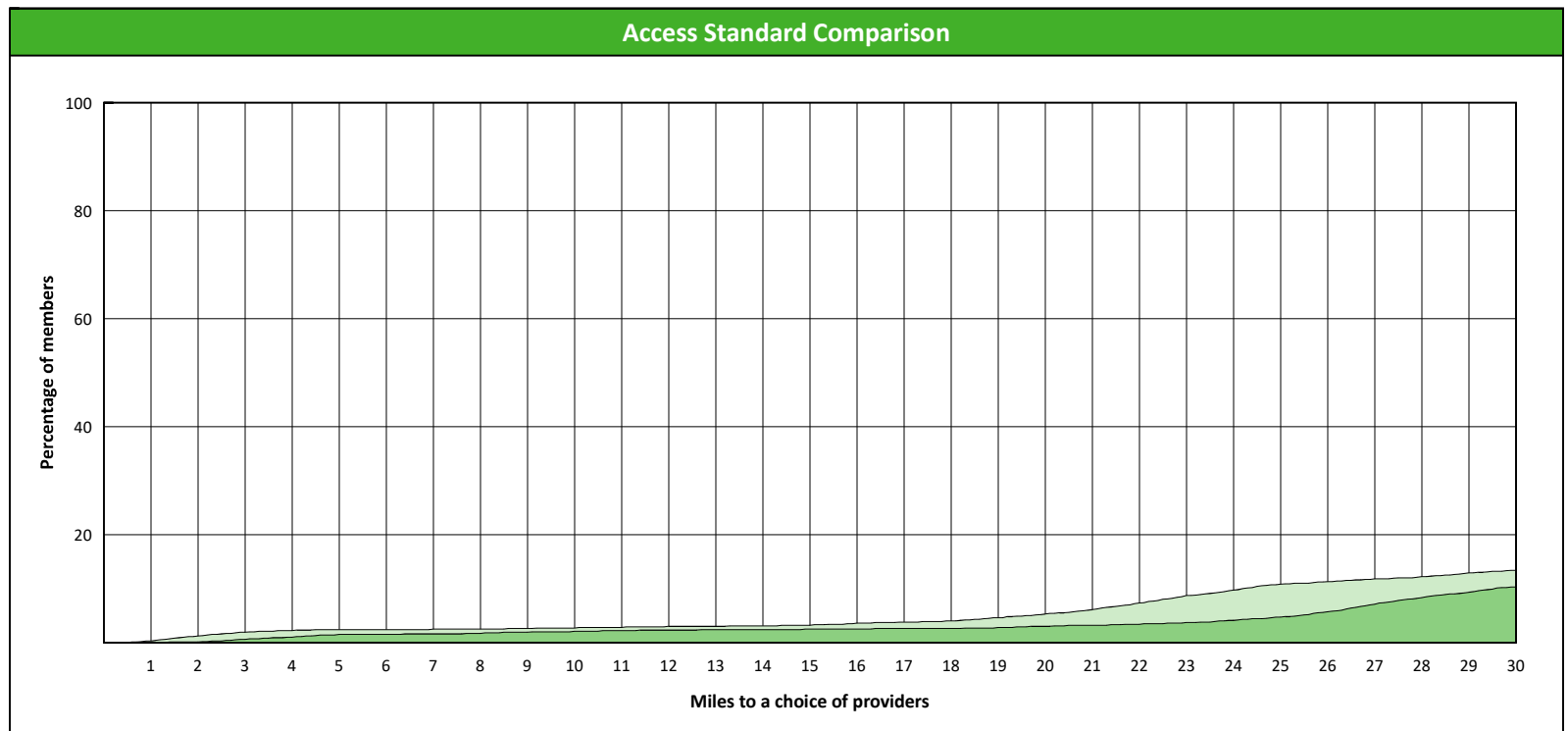
¹ The Access Standard is defined as (hawki Members) members accessing:

- 1 (hawki Perio) provider in 30 miles and 30 minutes



Distances/Times

	Average
Distance/Time to 1st closest provider	113.7 miles 133.0 mins
Distance/Time to 2nd closest provider	119.2 miles 142.6 mins



Access Overview 30 Miles

January 16, 2019

Access Analysis

hawki

Member / Provider Groups

hawki Members

hawki Prost


Comparison Graph

Percent of members with access to a choice of providers over miles

- 1st closest
- 2nd closest

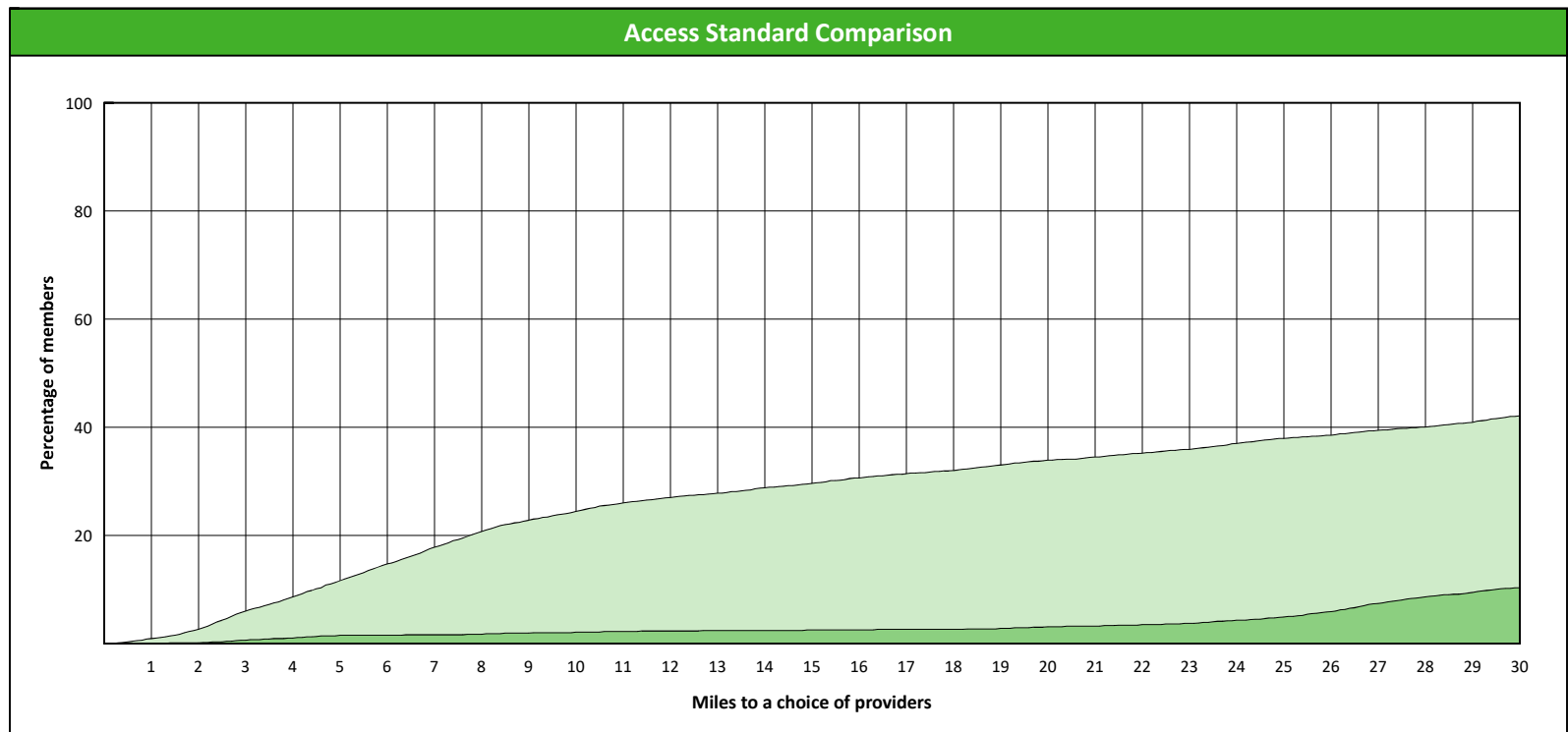
¹ The Access Standard is defined as (hawki Members) members accessing:

- 1 (hawki Prost) provider in 30 miles and 30 minutes



Distances/Times

	Average
Distance/Time to 1st closest provider	47.3 miles 56.1 mins
Distance/Time to 2nd closest provider	79.9 miles 97.3 mins



Access Overview 60 Miles

January 16, 2019

Access Analysis

hawki

Member / Provider Groups

hawki Members

hawki GP

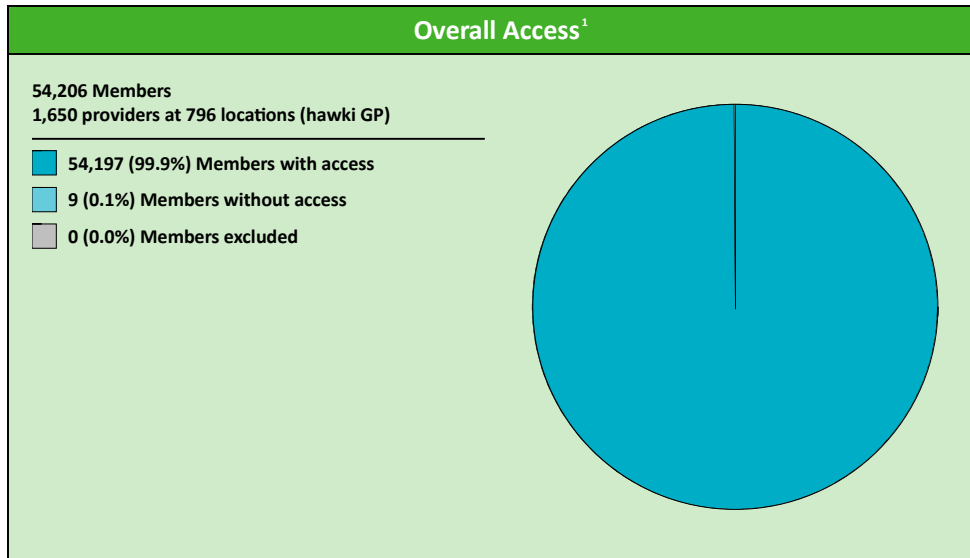
Comparison Graph

Percent of members with access to a choice of providers over miles

- 1st closest
- 2nd closest

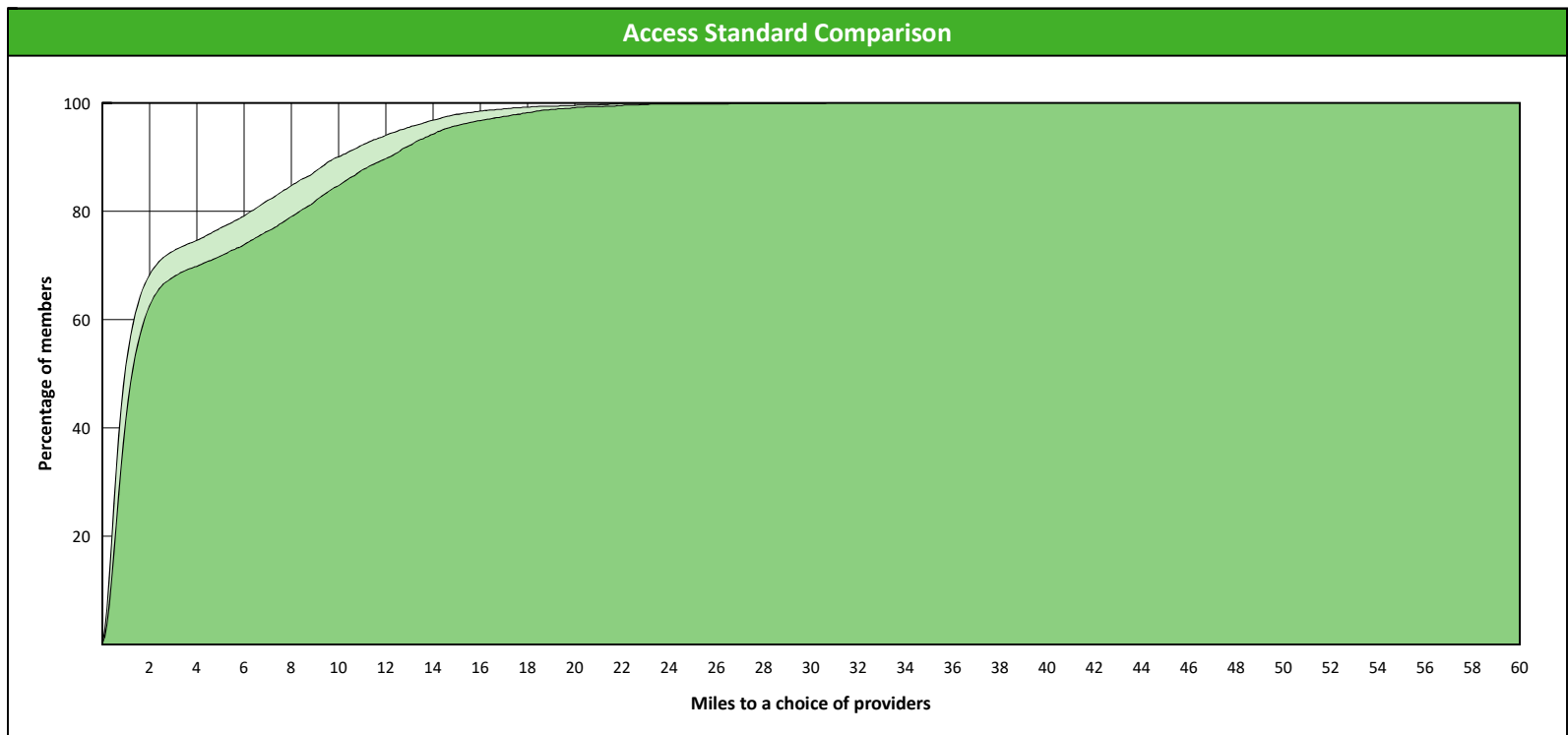
¹ The Access Standard is defined as (hawki Members) members accessing:

- 1 (hawki GP) provider in 60 miles and 60 minutes



Distances/Times

	Average
Distance/Time to 1st closest provider	3.2 miles 3.6 mins
Distance/Time to 2nd closest provider	4.1 miles 4.5 mins



Access Overview 60 Miles

January 16, 2019

Access Analysis

hawki

Member / Provider Groups

hawki Members

hawki OS


Comparison Graph

Percent of members with access to a choice of providers over miles

- 1st closest
- 2nd closest

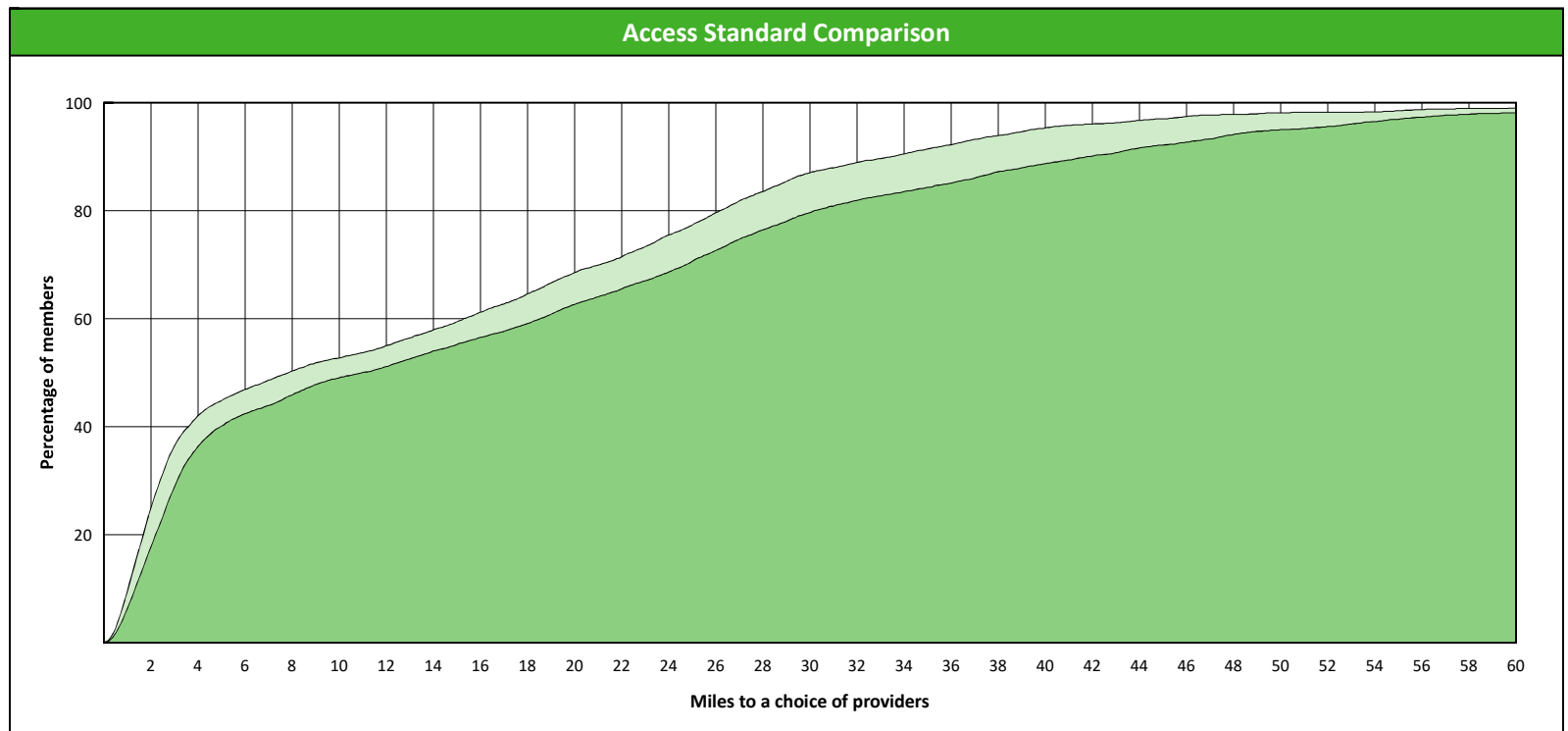
¹ The Access Standard is defined as (hawki Members) members accessing:

- 1 (hawki OS) provider in 60 miles and 60 minutes



Distances/Times

		Average
Distance/Time to 1st closest provider		14.0 miles 15.6 mins
Distance/Time to 2nd closest provider		17.0 miles 19.1 mins



Access Overview 60 Miles

January 16, 2019

Access Analysis

hawki

Member / Provider Groups

hawki Members


hawki Endo

Comparison Graph

Percent of members with access to a choice of providers over miles

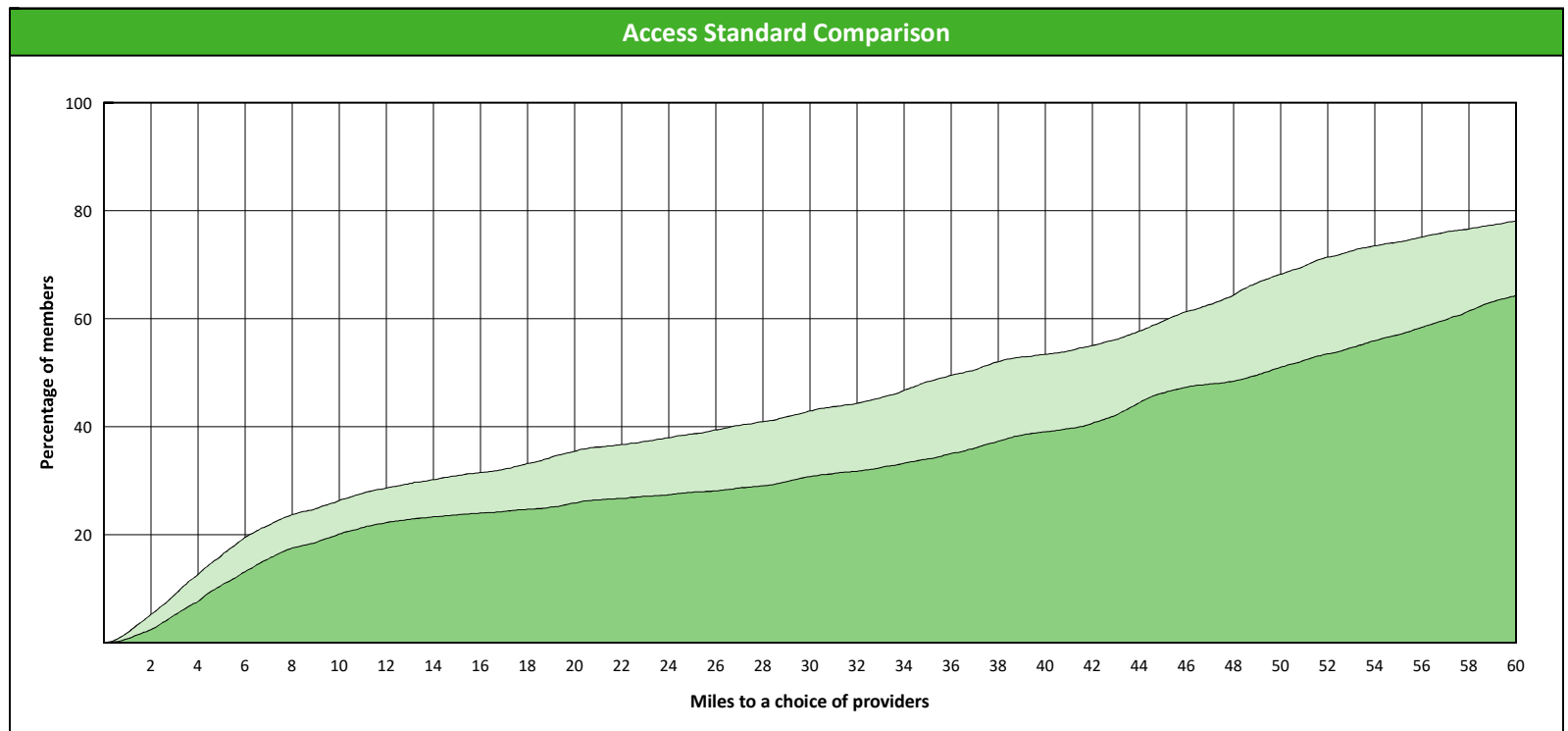
- 1st closest
- 2nd closest

¹ The Access Standard is defined as (hawki Members) members accessing:
 1 (hawki Endo) provider in 60 miles and 60 minutes



Distances/Times

	Average
Distance/Time to 1st closest provider	37.5 miles 45.3 mins
Distance/Time to 2nd closest provider	47.7 miles 58.8 mins



Access Overview 60 Miles

January 16, 2019

Access Analysis

hawki

Member / Provider Groups

hawki Members

hawki Ortho


Comparison Graph

Percent of members with access to a choice of providers over miles

- 1st closest
- 2nd closest

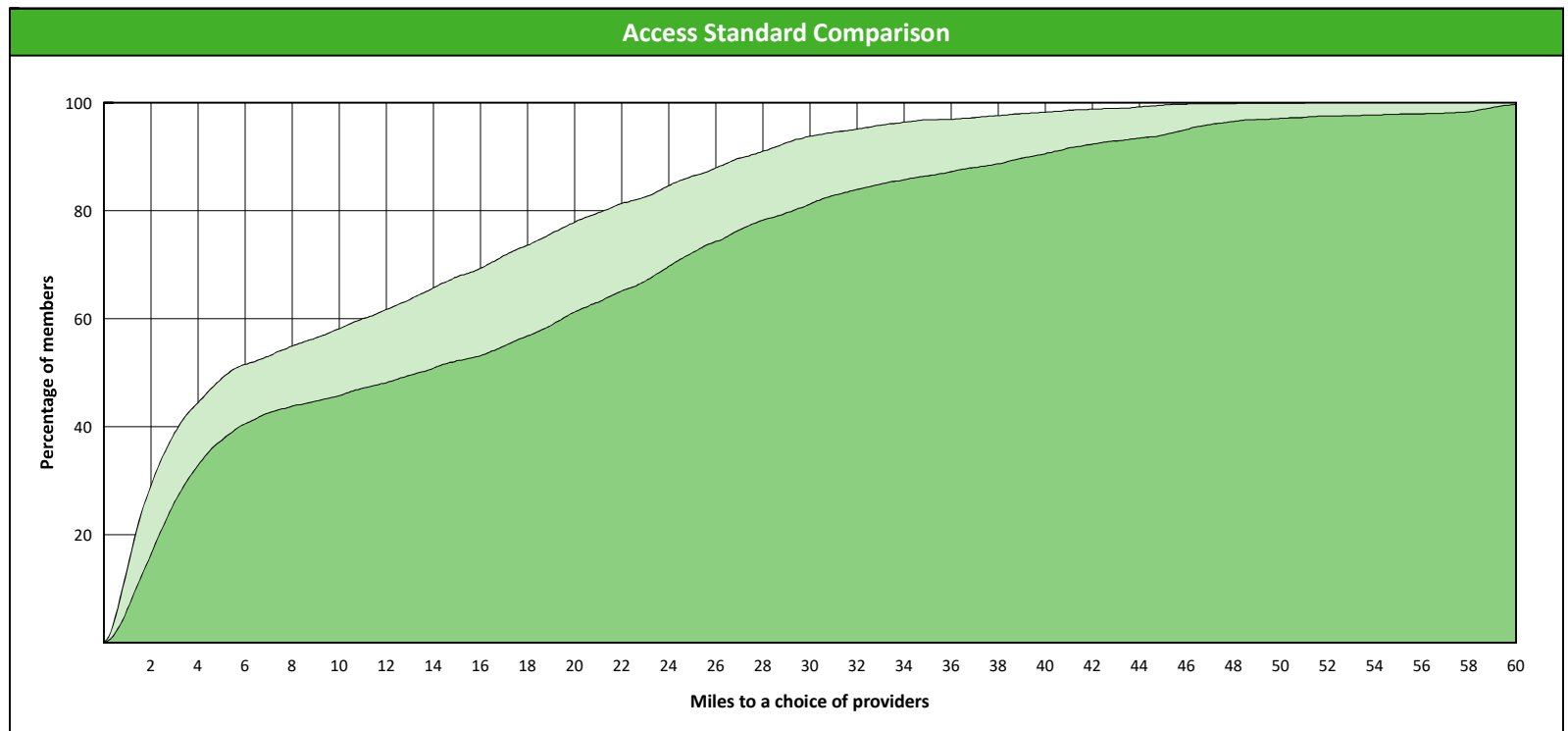
¹ The Access Standard is defined as (hawki Members) members accessing:

1 (hawki Ortho) provider in 60 miles and 60 minutes



Distances/Times

	Average
Distance/Time to 1st closest provider	11.0 miles 12.2 mins
Distance/Time to 2nd closest provider	16.8 miles 18.6 mins



Access Overview 60 Miles

January 16, 2019

Access Analysis

hawki

Member / Provider Groups

hawki Members

hawki Perio


Comparison Graph

Percent of members with access to a choice of providers over miles

- 1st closest
- 2nd closest

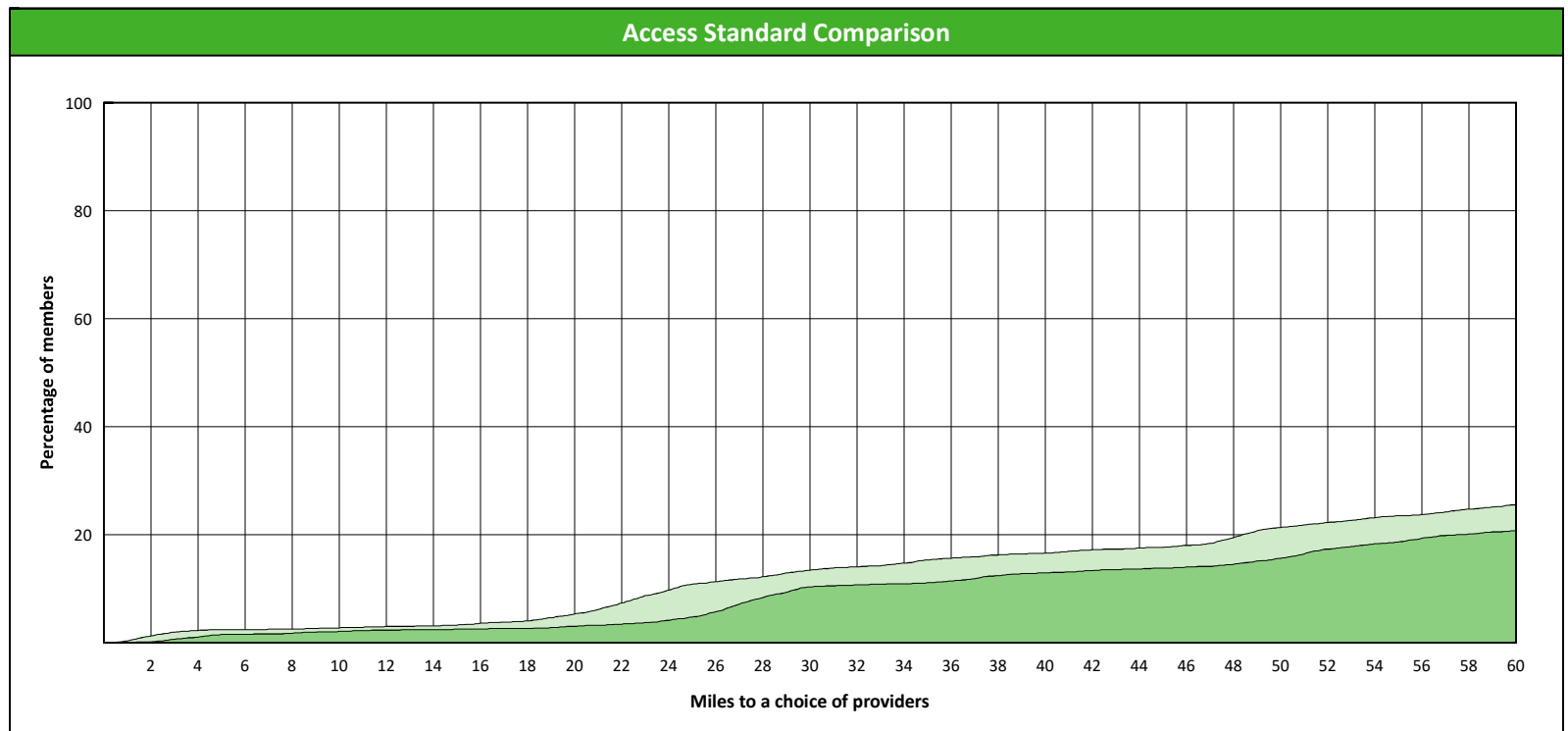
¹ The Access Standard is defined as (hawki Members) members accessing:

- 1 (hawki Perio) provider in 60 miles and 60 minutes



Distances/Times

	Average
Distance/Time to 1st closest provider	113.7 miles 133.0 mins
Distance/Time to 2nd closest provider	119.2 miles 142.6 mins



Access Overview 60 Miles

January 16, 2019

Access Analysis

hawki

Member / Provider Groups

hawki Members

hawki Prost


Comparison Graph

Percent of members with access to a choice of providers over miles

- 1st closest
- 2nd closest

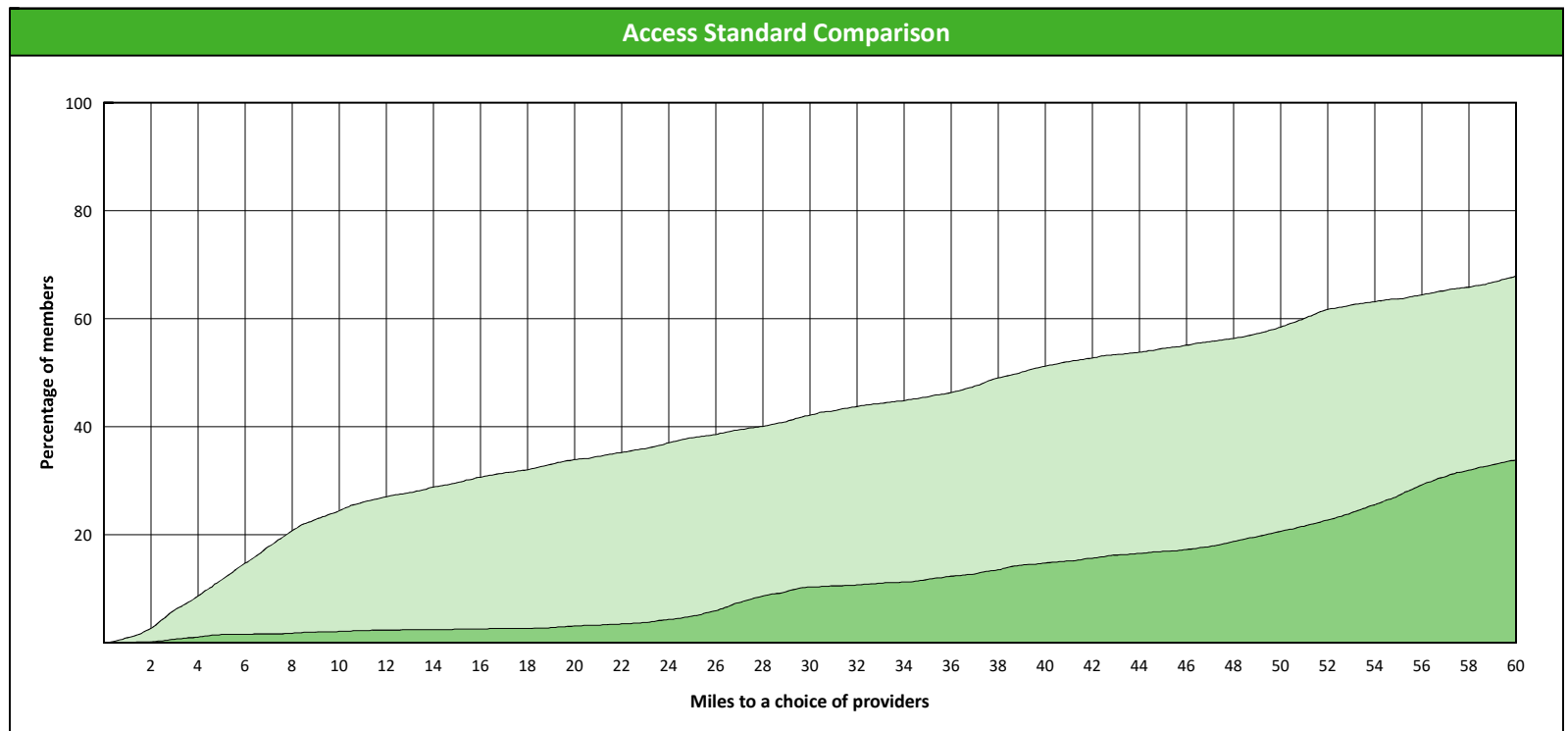
¹ The Access Standard is defined as (hawki Members) members accessing:

- 1 (hawki Prost) provider in 60 miles and 60 minutes



Distances/Times

	Average
Distance/Time to 1st closest provider	47.3 miles 56.1 mins
Distance/Time to 2nd closest provider	79.9 miles 97.3 mins



Access Overview 90 Miles

January 16, 2019

Access Analysis

hawki

Member / Provider Groups

hawki Members

hawki GP


Comparison Graph

Percent of members with access to a choice of providers over miles

- 1st closest
- 2nd closest

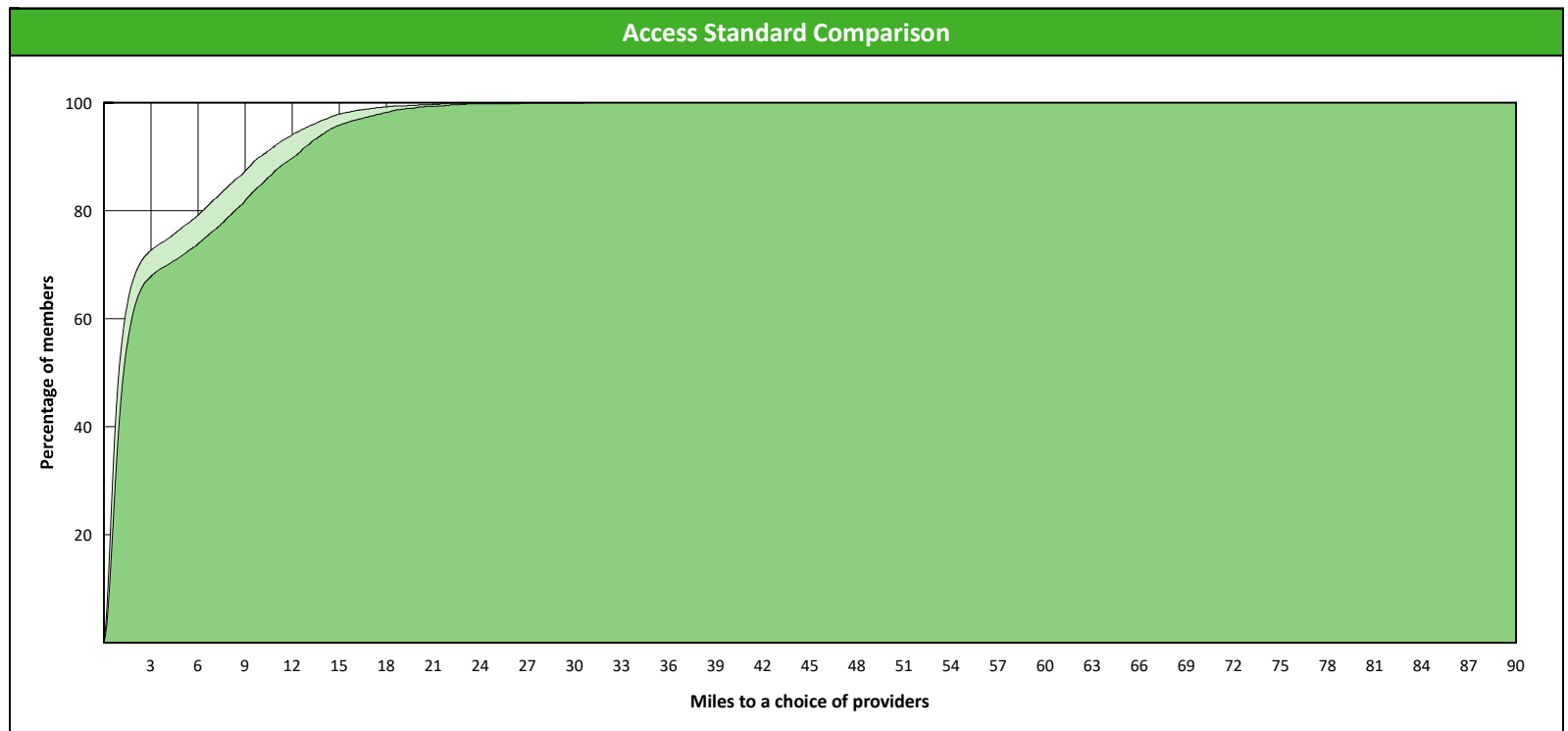
¹ The Access Standard is defined as (hawki Members) members accessing:

- 1 (hawki GP) provider in 90 miles and 90 minutes



Distances/Times

	Average
Distance/Time to 1st closest provider	3.2 miles 3.6 mins
Distance/Time to 2nd closest provider	4.1 miles 4.5 mins



Access Overview 90 Miles

January 16, 2019

Access Analysis

hawki

Member / Provider Groups

hawki Members

hawki OS


Comparison Graph

Percent of members with access to a choice of providers over miles

- 1st closest
- 2nd closest

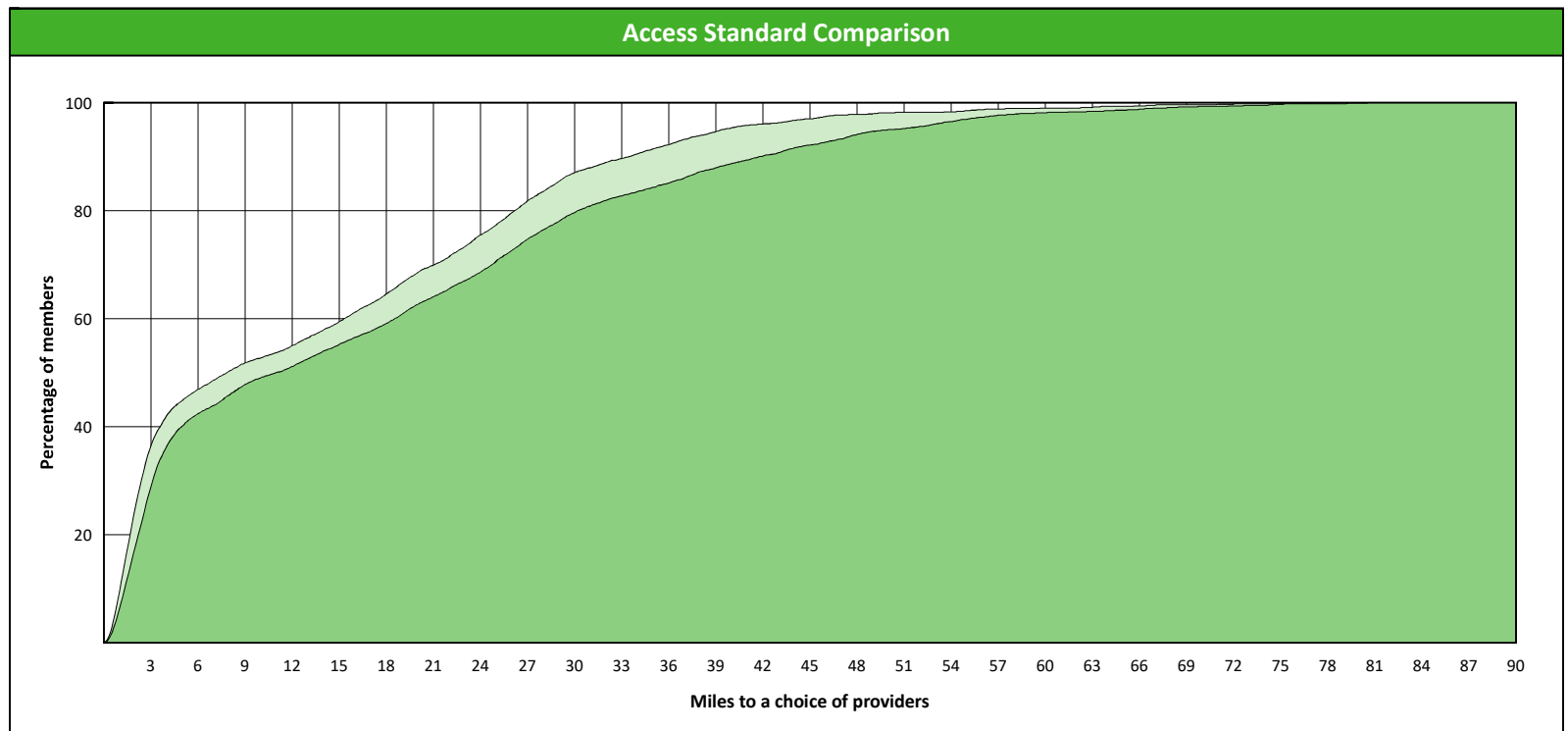
¹ The Access Standard is defined as (hawki Members) members accessing:

- 1 (hawki OS) provider in 90 miles and 90 minutes



Distances/Times

	Average
Distance/Time to 1st closest provider	14.0 miles 15.6 mins
Distance/Time to 2nd closest provider	17.0 miles 19.1 mins



Access Overview 90 Miles

January 16, 2019

Access Analysis

hawki

Member / Provider Groups

hawki Members

hawki Endo

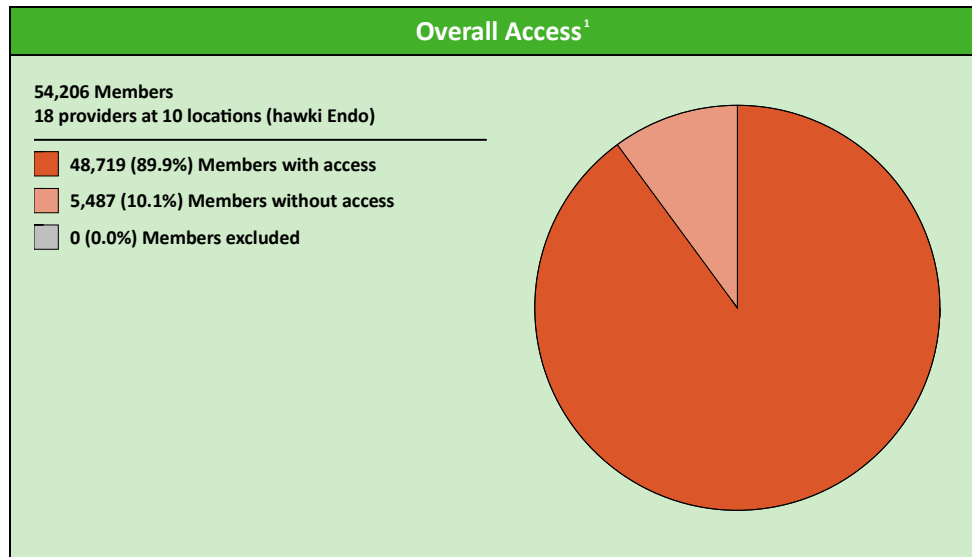
Comparison Graph

Percent of members with access to a choice of providers over miles

- 1st closest
- 2nd closest

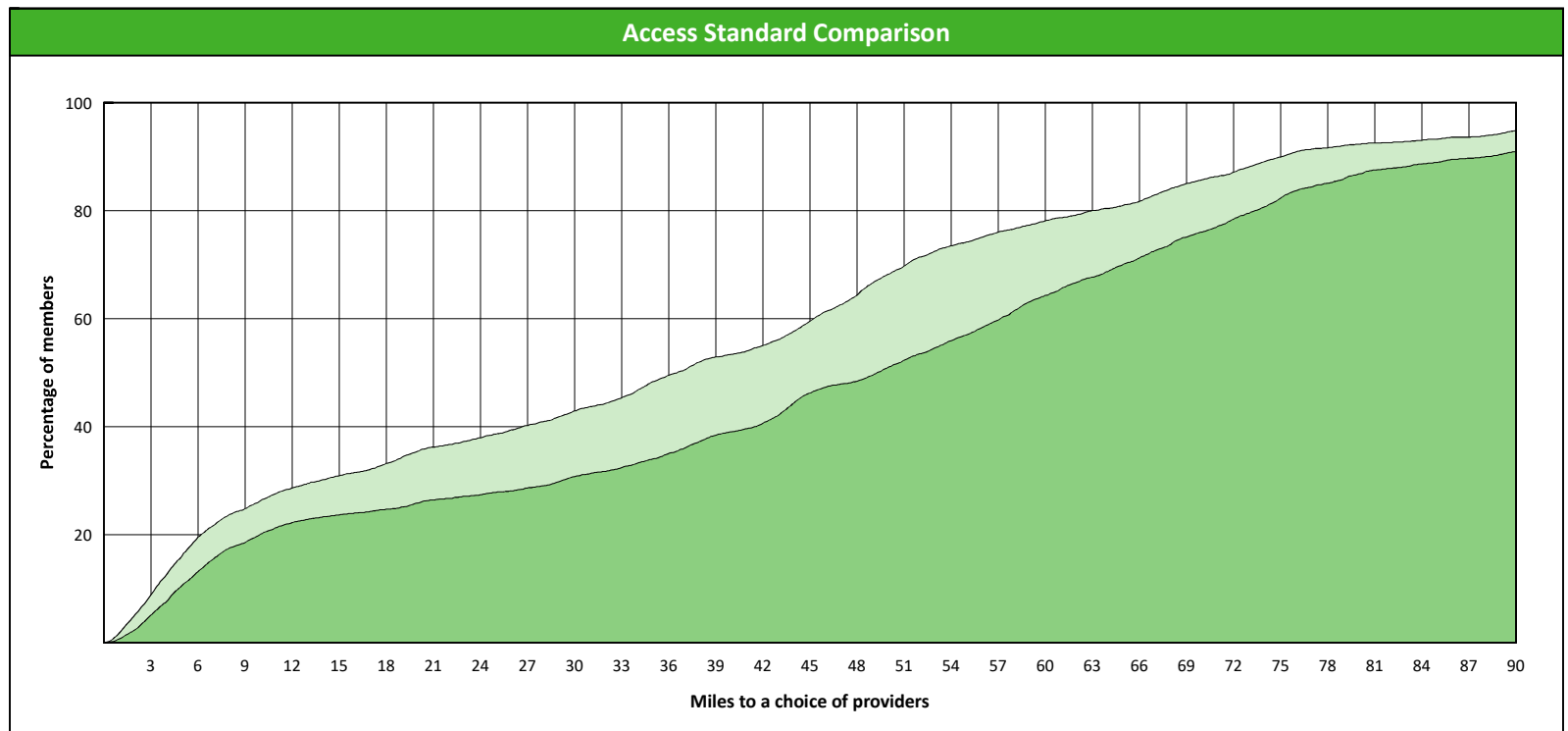
¹ The Access Standard is defined as (hawki Members) members accessing:

- 1 (hawki Endo) provider in 90 miles and 90 minutes



Distances/Times

	Average
Distance/Time to 1st closest provider	37.5 miles 45.3 mins
Distance/Time to 2nd closest provider	47.7 miles 58.8 mins



Access Overview 90 Miles

January 16, 2019

Access Analysis

hawki

Member / Provider Groups

hawki Members

hawki Ortho


Comparison Graph

Percent of members with access to a choice of providers over miles

- 1st closest
- 2nd closest

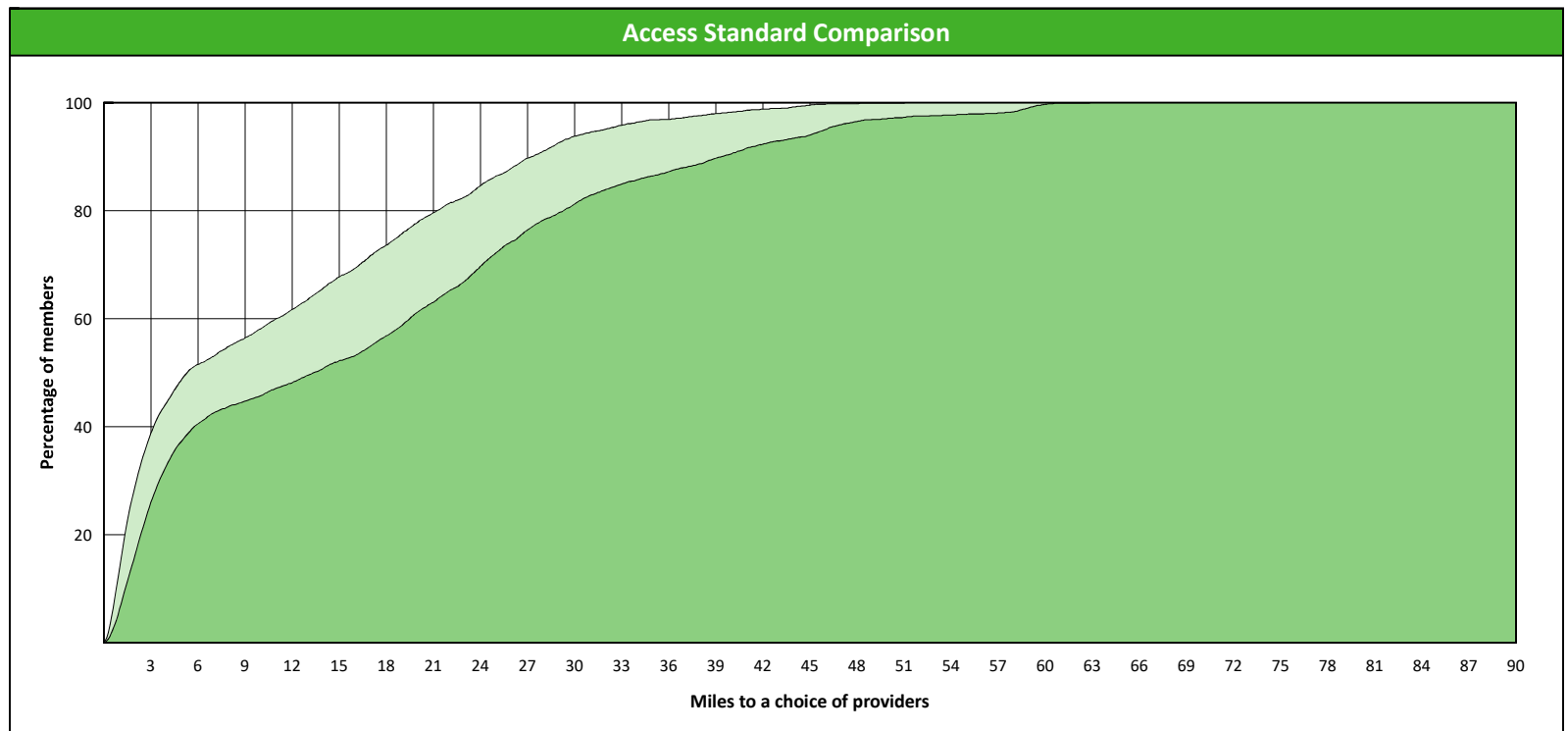
¹ The Access Standard is defined as (hawki Members) members accessing:

1 (hawki Ortho) provider in 90 miles and 90 minutes



Distances/Times

		Average
Distance/Time to 1st closest provider		11.0 miles 12.2 mins
Distance/Time to 2nd closest provider		16.8 miles 18.6 mins



Access Overview 90 Miles

January 16, 2019

Access Analysis

hawki

Member / Provider Groups

hawki Members

hawki Perio


Comparison Graph

Percent of members with access to a choice of providers over miles

- 1st closest
- 2nd closest

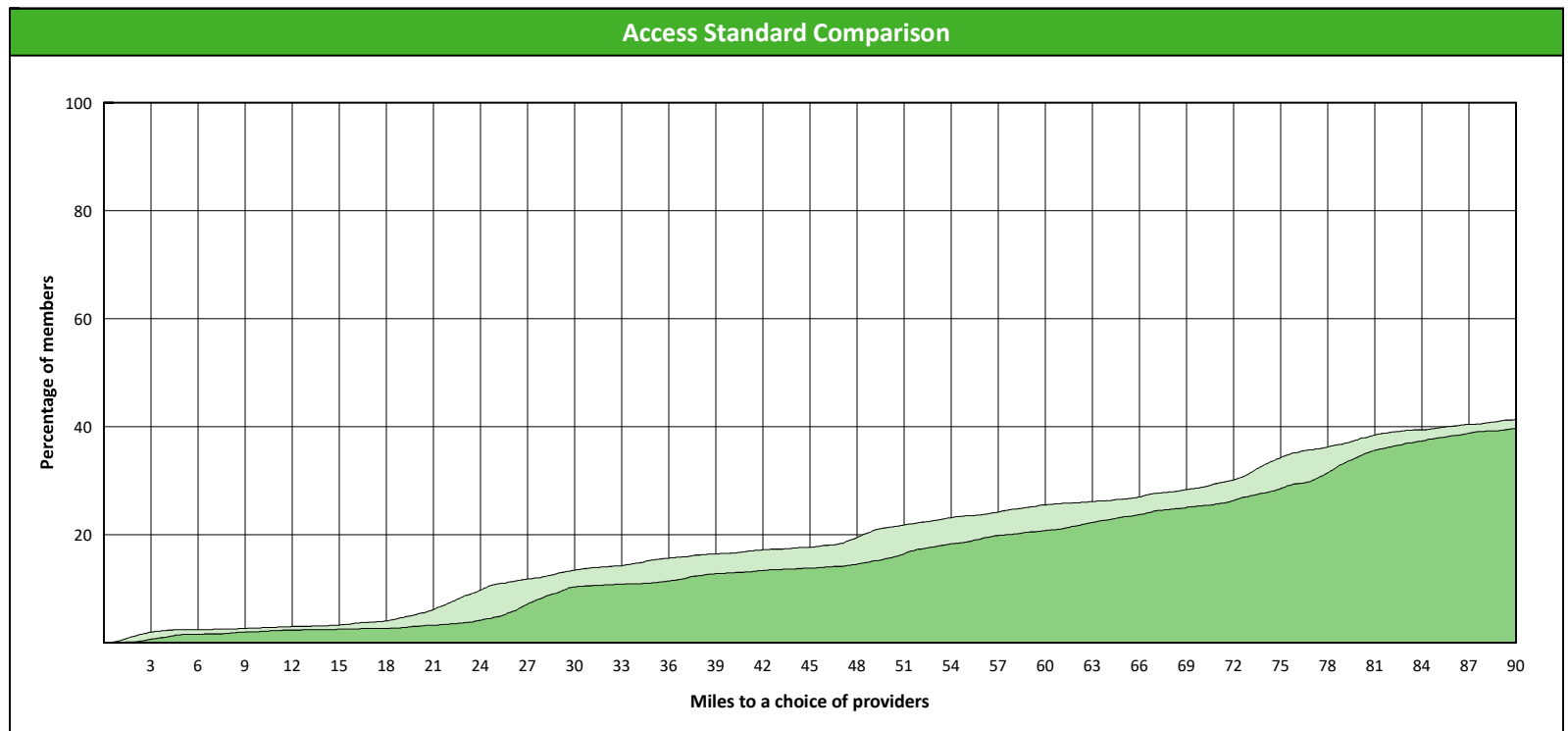
¹ The Access Standard is defined as (hawki Members) members accessing:

- 1 (hawki Perio) provider in 90 miles and 90 minutes



Distances/Times

	Average
Distance/Time to 1st closest provider	113.7 miles 133.0 mins
Distance/Time to 2nd closest provider	119.2 miles 142.6 mins



Access Overview 90 Miles

January 16, 2019

Access Analysis

hawki

Member / Provider Groups

hawki Members

hawki Prost

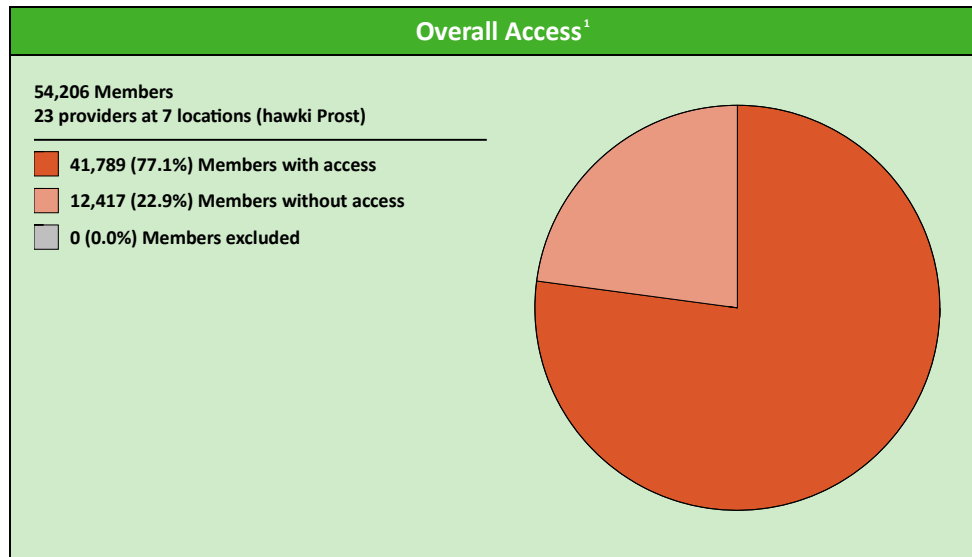
Comparison Graph

Percent of members with access to a choice of providers over miles

- 1st closest
- 2nd closest

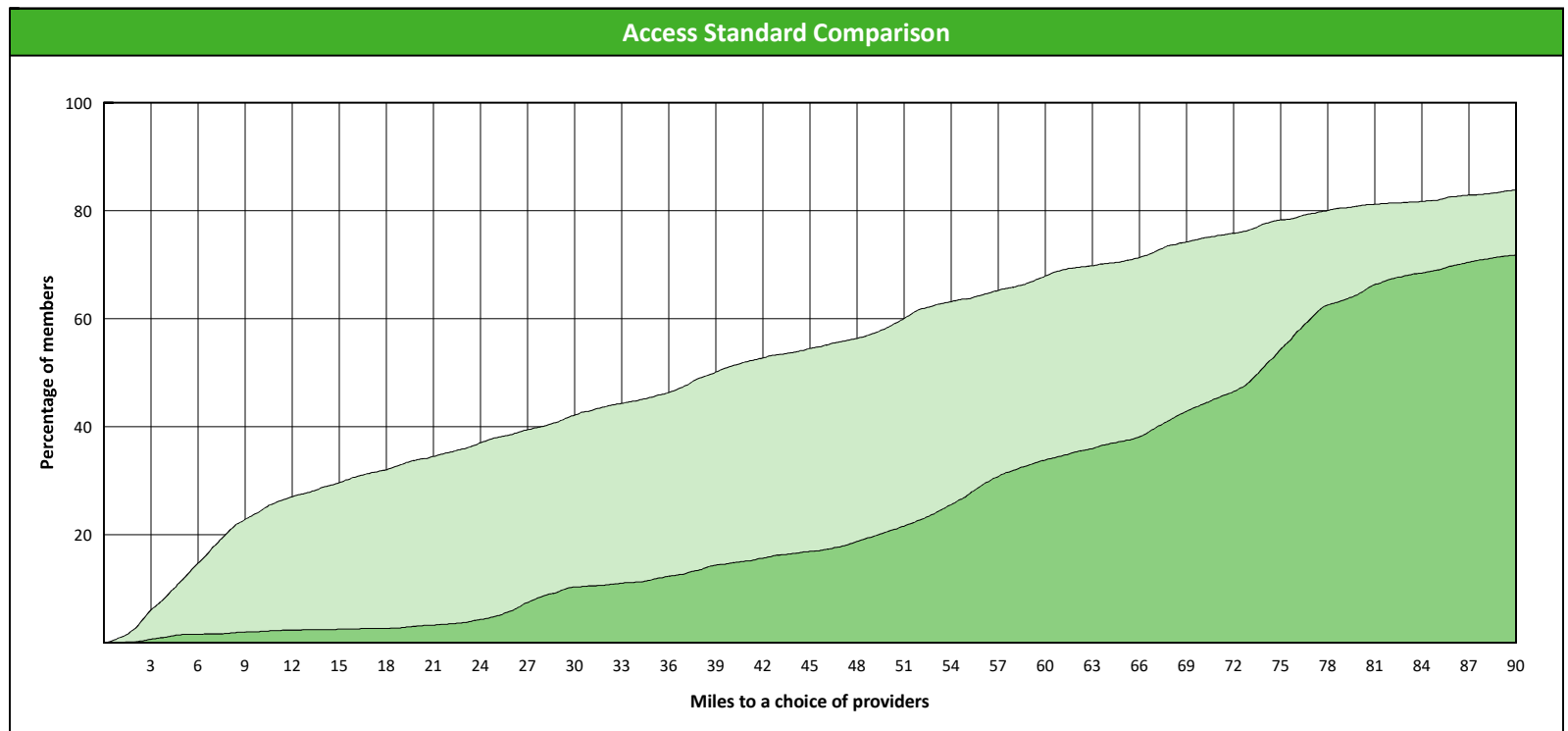
¹ The Access Standard is defined as (hawki Members) members accessing:

- 1 (hawki Prost) provider in 90 miles and 90 minutes



Distances/Times

	Average
Distance/Time to 1st closest provider	47.3 miles 56.1 mins
Distance/Time to 2nd closest provider	79.9 miles 97.3 mins



hawk-i GP Access Map

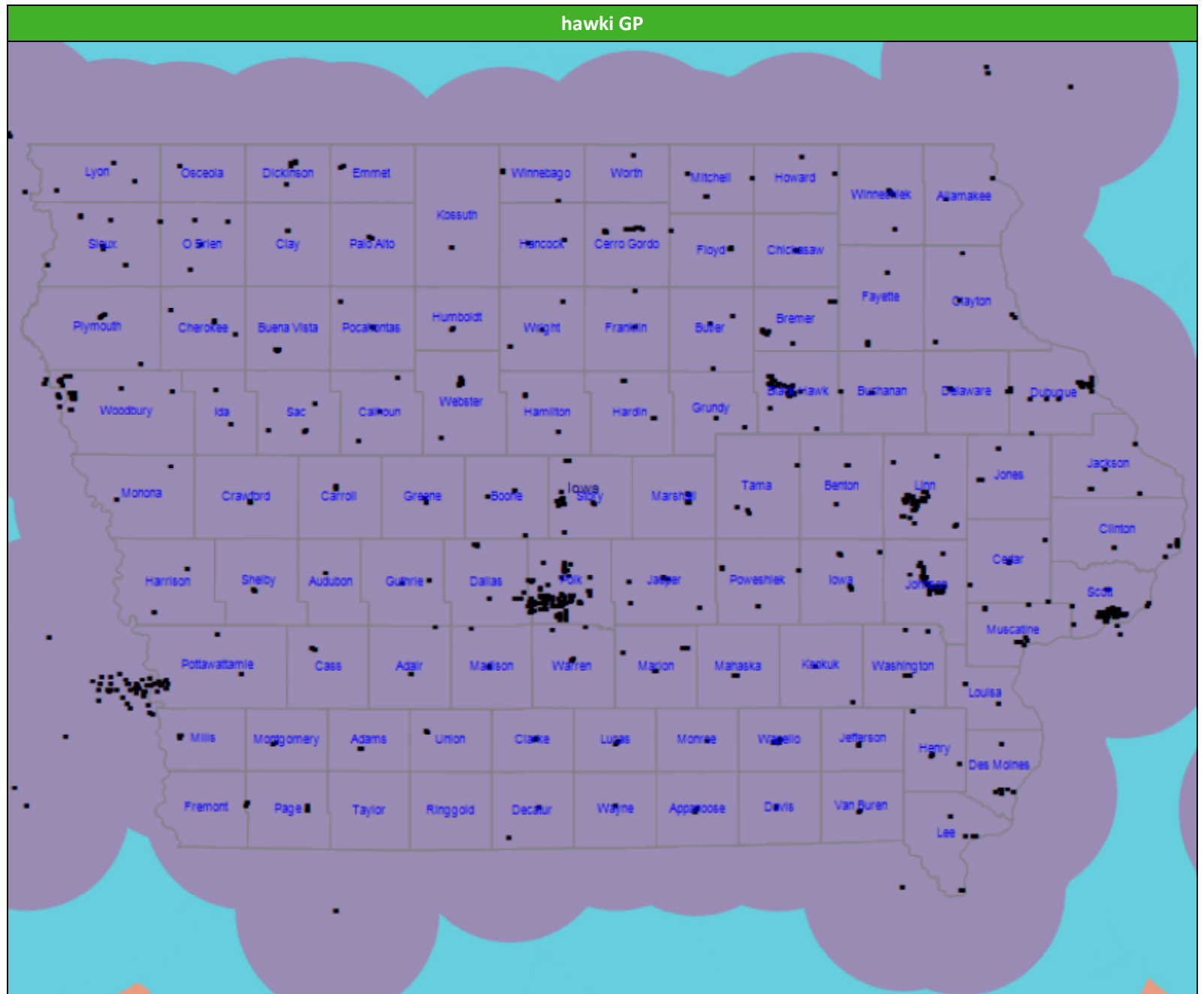
January 16, 2019

hawk-i GP

1,650 providers at 796 locations

- All providers
- 30 mile radius
- 60 mile radius
- 90 mile radius

41.42 miles



hawk-i Oral Surgeon Access Map

January 16, 2019

hawk-i OS

223 providers at 85 locations

- All providers
- 30 mile radius
- 60 mile radius
- 90 mile radius

41.42 miles



hawk-i Endodontist Access Map

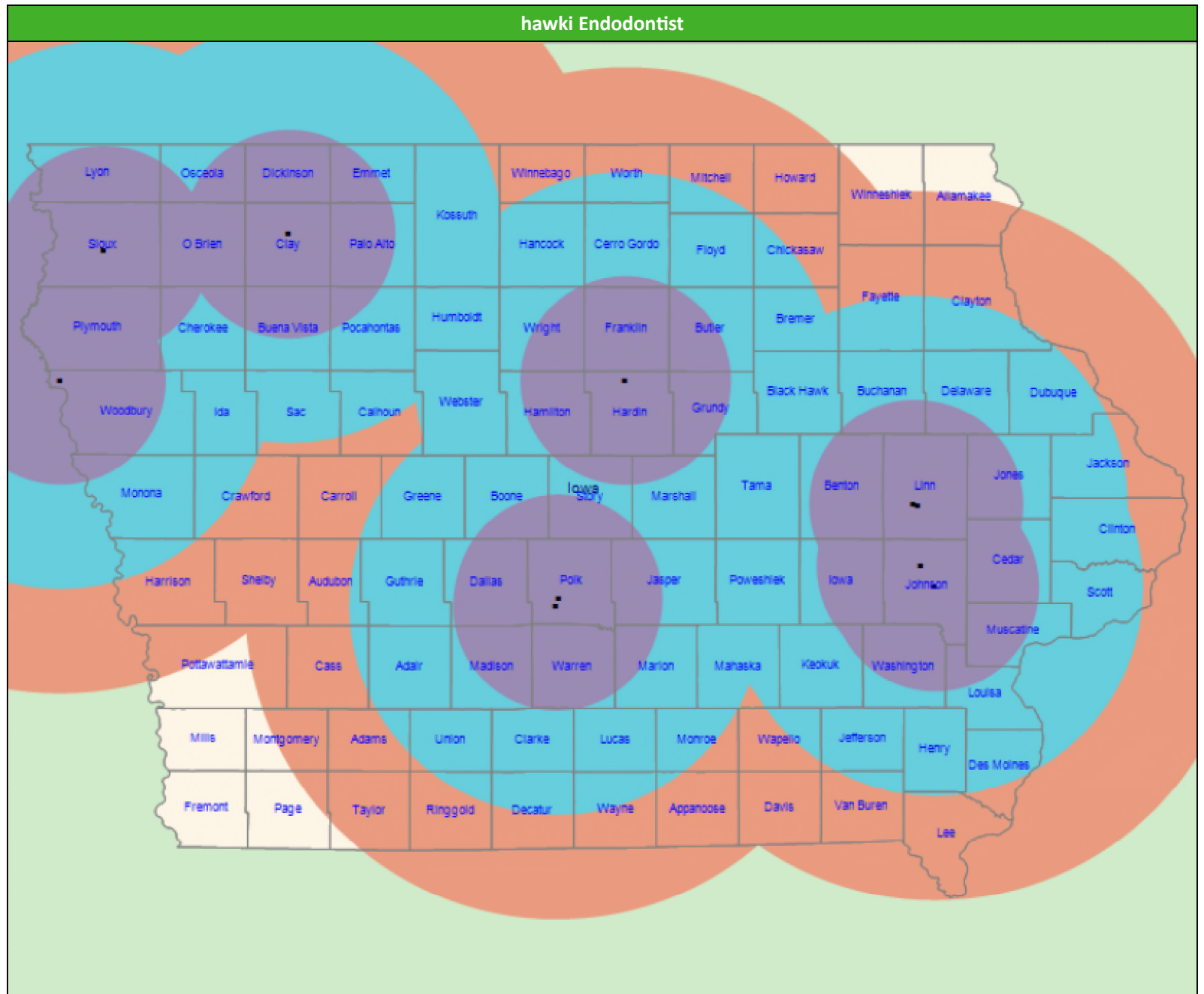
January 16, 2019

hawk-i Endo

18 providers at 10 locations

- All providers
- 30 mile radius
- 60 mile radius
- 90 mile radius

41.42 miles



hawk-i Orthodontist Access Map

January 16, 2019

hawk-i Ortho

162 providers at 98 locations

- All providers
- 30 mile radius
- 60 mile radius
- 90 mile radius

41.42 miles



hawk-i Periodontist Access Map

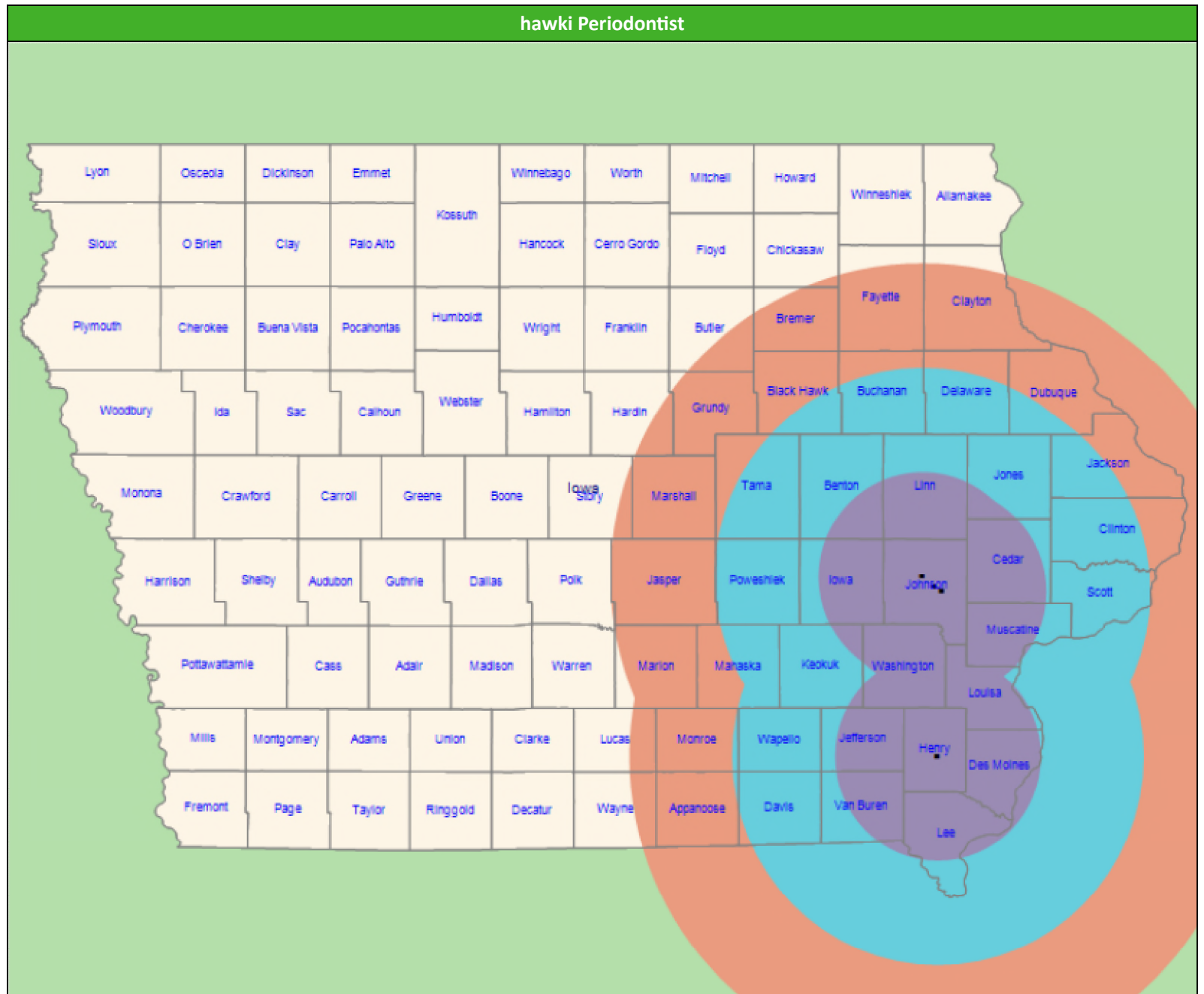
January 16, 2019

hawk-i Perio

12 providers at 4 locations

- All providers
- 30 mile radius
- 60 mile radius
- 90 mile radius

41.42 miles



hawk-i Prothodontist Access Map

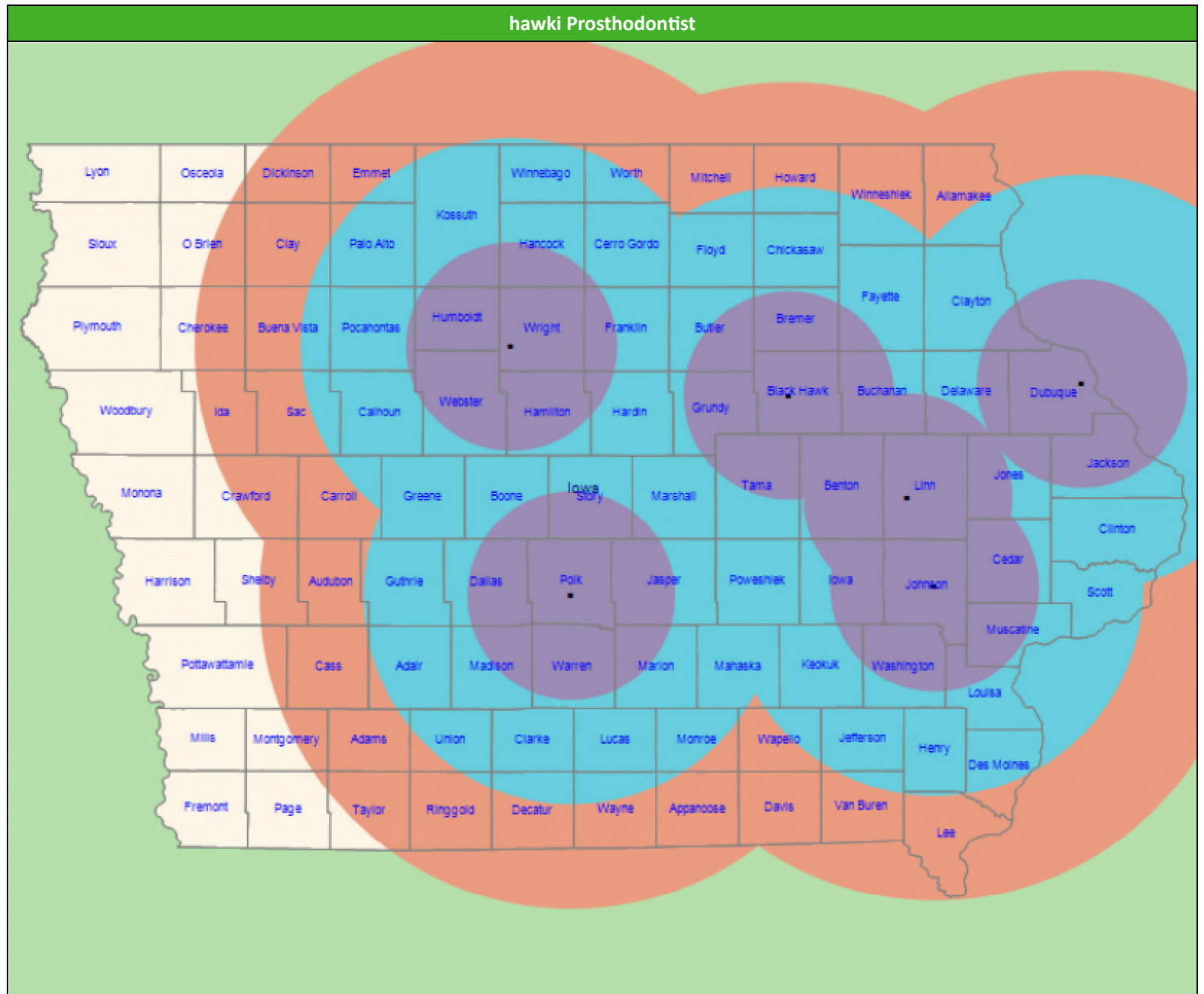
January 16, 2019

hawk-i Prost

23 providers at 7 locations

- All providers
- 30 mile radius
- 60 mile radius
- 90 mile radius

41.42 miles



Access Summary By State Name

January 16, 2019

Access Analysis

- hawki
- Member Group**
- hawki Members
- Provider Group**
- hawki GP
- hawki OS
- hawki Endo
- hawki Ortho
- hawki Perio
- hawki Prost

¹ Provider counts represent:
 P: Unique providers
 L: Unique provider locations

All Members												
Member		Provider		With Access		Without Access		Counts ¹		Average Distance		Average Time
Group	#	Group	Standard	#	%	#	%	P	L	1	2	1
hawki Members	54,206	hawki GP	1 in 30 miles an...	54,182	99.9	24	0.1	1,650	796	3.2	4.1	3.6
		hawki GP	1 in 60 miles an...	54,197	99.9	9	0.1	1,650	796	3.2	4.1	3.6
		hawki GP	1 in 90 miles an...	54,197	99.9	9	0.1	1,650	796	3.2	4.1	3.6
		hawki OS	1 in 30 miles an...	44,517	82.1	9,689	17.9	223	85	14.0	17.0	15.6
		hawki OS	1 in 60 miles an...	53,305	98.3	901	1.7	223	85	14.0	17.0	15.6
		hawki OS	1 in 90 miles an...	54,178	99.9	28	0.1	223	85	14.0	17.0	15.6
		hawki Endo	1 in 30 miles an...	21,260	39.2	32,946	60.8	18	10	37.5	47.7	45.3
		hawki Endo	1 in 60 miles an...	37,028	68.3	17,178	31.7	18	10	37.5	47.7	45.3
		hawki Endo	1 in 90 miles an...	48,719	89.9	5,487	10.1	18	10	37.5	47.7	45.3
		hawki Ortho	1 in 30 miles an...	48,482	89.4	5,724	10.6	162	98	11.0	16.8	12.2
		hawki Ortho	1 in 60 miles an...	54,188	99.9	18	0.1	162	98	11.0	16.8	12.2
		hawki Ortho	1 in 90 miles an...	54,192	99.9	14	0.1	162	98	11.0	16.8	12.2
		hawki Perio	1 in 30 miles an...	5,649	10.4	48,557	89.6	12	4	113.7	119.2	133.0
		hawki Perio	1 in 60 miles an...	12,014	22.2	42,192	77.8	12	4	113.7	119.2	133.0
		hawki Perio	1 in 90 miles an...	18,805	34.7	35,401	65.3	12	4	113.7	119.2	133.0
		hawki Prost	1 in 30 miles an...	20,896	38.5	33,310	61.5	23	7	47.3	79.9	56.1
		hawki Prost	1 in 60 miles an...	32,277	59.5	21,929	40.5	23	7	47.3	79.9	56.1
		hawki Prost	1 in 90 miles an...	41,789	77.1	12,417	22.9	23	7	47.3	79.9	56.1

Key Geographic Areas										
State Name	Member	Provider		With Access		Without Access		Average Distance		Average Time
	#	Group	Standard	#	%	#	%	1	2	1
Iowa	54,185	hawki GP	1 in 60 miles and 60 mins	54,185	100.0	0	0.0	3.1	4.0	3.5
		hawki GP	1 in 90 miles and 90 mins	54,185	100.0	0	0.0	3.1	4.0	3.5
		hawki Ortho	1 in 90 miles and 90 mins	54,185	100.0	0	0.0	10.9	16.6	12.1
		hawki Ortho	1 in 60 miles and 60 mins	54,183	99.9	2	0.1	10.9	16.6	12.1
		hawki GP	1 in 30 miles and 30 mins	54,175	99.9	10	0.1	3.1	4.0	3.5
		hawki OS	1 in 90 miles and 90 mins	54,171	99.9	14	0.1	13.9	16.9	15.5
		hawki OS	1 in 60 miles and 60 mins	53,298	98.4	887	1.6	13.9	16.9	15.5
		hawki Endo	1 in 90 miles and 90 mins	48,716	89.9	5,469	10.1	37.3	47.6	45.2
		hawki Ortho	1 in 30 miles and 30 mins	48,477	89.5	5,708	10.5	10.9	16.6	12.1
		hawki OS	1 in 30 miles and 30 mins	44,511	82.1	9,674	17.9	13.9	16.9	15.5
		hawki Prost	1 in 90 miles and 90 mins	41,789	77.1	12,396	22.9	47.1	79.8	56.0
		hawki Endo	1 in 60 miles and 60 mins	37,025	68.3	17,160	31.7	37.3	47.6	45.2
		hawki Prost	1 in 60 miles and 60 mins	32,277	59.6	21,908	40.4	47.1	79.8	56.0
		hawki Endo	1 in 30 miles and 30 mins	21,257	39.2	32,928	60.8	37.3	47.6	45.2
		hawki Prost	1 in 30 miles and 30 mins	20,896	38.6	33,289	61.4	47.1	79.8	56.0
hawki Perio	1 in 90 miles and 90 mins	18,805	34.7	35,380	65.3	113.6	119.0	132.8		
hawki Perio	1 in 60 miles and 60 mins	12,014	22.2	42,171	77.8	113.6	119.0	132.8		

Access Summary By City

January 16, 2019

Access Analysis

- hawki
- Member Group**
- hawki Members
- Provider Group**
- hawki GP
- hawki OS
- hawki Endo
- hawki Ortho
- hawki Perio
- hawki Prost

¹ Provider counts represent:
 P: Unique providers
 L: Unique provider locations

All Members												
Member		Provider		With Access		Without Access		Counts ¹		Average Distance		Average Time
Group	#	Group	Standard	#	%	#	%	P	L	1	2	1
hawki Members	54,206	hawki GP	1 in 30 miles an...	54,182	99.9	24	0.1	1,650	796	3.2	4.1	3.6
		hawki GP	1 in 60 miles an...	54,197	99.9	9	0.1	1,650	796	3.2	4.1	3.6
		hawki GP	1 in 90 miles an...	54,197	99.9	9	0.1	1,650	796	3.2	4.1	3.6
		hawki OS	1 in 30 miles an...	44,517	82.1	9,689	17.9	223	85	14.0	17.0	15.6
		hawki OS	1 in 60 miles an...	53,305	98.3	901	1.7	223	85	14.0	17.0	15.6
		hawki OS	1 in 90 miles an...	54,178	99.9	28	0.1	223	85	14.0	17.0	15.6
		hawki Endo	1 in 30 miles an...	21,260	39.2	32,946	60.8	18	10	37.5	47.7	45.3
		hawki Endo	1 in 60 miles an...	37,028	68.3	17,178	31.7	18	10	37.5	47.7	45.3
		hawki Endo	1 in 90 miles an...	48,719	89.9	5,487	10.1	18	10	37.5	47.7	45.3
		hawki Ortho	1 in 30 miles an...	48,482	89.4	5,724	10.6	162	98	11.0	16.8	12.2
		hawki Ortho	1 in 60 miles an...	54,188	99.9	18	0.1	162	98	11.0	16.8	12.2
		hawki Ortho	1 in 90 miles an...	54,192	99.9	14	0.1	162	98	11.0	16.8	12.2
		hawki Perio	1 in 30 miles an...	5,649	10.4	48,557	89.6	12	4	113.7	119.2	133.0
		hawki Perio	1 in 60 miles an...	12,014	22.2	42,192	77.8	12	4	113.7	119.2	133.0
		hawki Perio	1 in 90 miles an...	18,805	34.7	35,401	65.3	12	4	113.7	119.2	133.0
		hawki Prost	1 in 30 miles an...	20,896	38.5	33,310	61.5	23	7	47.3	79.9	56.1
		hawki Prost	1 in 60 miles an...	32,277	59.5	21,929	40.5	23	7	47.3	79.9	56.1
		hawki Prost	1 in 90 miles an...	41,789	77.1	12,417	22.9	23	7	47.3	79.9	56.1

Key Geographic Areas												
City	Member	Provider		With Access		Without Access		Average Distance		Average Time		
	#	Group	Standard	#	%	#	%	1	2	1		
Des Moines, IA	4,179	hawki Endo	1 in 30 miles and 30 mins	4,179	100.0	0	0.0	3.9	4.5	6.1		
		hawki Endo	1 in 60 miles and 60 mins	4,179	100.0	0	0.0	3.9	4.5	6.1		
		hawki Endo	1 in 90 miles and 90 mins	4,179	100.0	0	0.0	3.9	4.5	6.1		
		hawki GP	1 in 30 miles and 30 mins	4,179	100.0	0	0.0	0.8	1.0	1.3		
		hawki GP	1 in 60 miles and 60 mins	4,179	100.0	0	0.0	0.8	1.0	1.3		
		hawki GP	1 in 90 miles and 90 mins	4,179	100.0	0	0.0	0.8	1.0	1.3		
		hawki Ortho	1 in 30 miles and 30 mins	4,179	100.0	0	0.0	3.0	3.5	4.6		
		hawki Ortho	1 in 60 miles and 60 mins	4,179	100.0	0	0.0	3.0	3.5	4.6		
		hawki Ortho	1 in 90 miles and 90 mins	4,179	100.0	0	0.0	3.0	3.5	4.6		
		hawki OS	1 in 30 miles and 30 mins	4,179	100.0	0	0.0	1.7	2.4	2.6		
		hawki OS	1 in 60 miles and 60 mins	4,179	100.0	0	0.0	1.7	2.4	2.6		
		hawki OS	1 in 90 miles and 90 mins	4,179	100.0	0	0.0	1.7	2.4	2.6		
		hawki Prost	1 in 30 miles and 30 mins	4,179	100.0	0	0.0	5.3	77.5	7.9		
		hawki Prost	1 in 60 miles and 60 mins	4,179	100.0	0	0.0	5.3	77.5	7.9		
		hawki Prost	1 in 90 miles and 90 mins	4,179	100.0	0	0.0	5.3	77.5	7.9		
		hawki Perio	1 in 30 miles and 30 mins			0	0.0	4,179	100.0	106.1	109.6	145.4
		hawki Perio	1 in 60 miles and 60 mins			0	0.0	4,179	100.0	106.1	109.6	145.4