

Network Access Analysis

Dental Wellness Plan

Delta Dental of Iowa

October 10, 2018

Contents

Report Contents

Access Overview 30 Miles 3
DWP Members: DWP GP, DWP Members: DWP OS, DWP Members: DWP ENDO, DWP Members: DWP PERIO, DWP Members: DWP PROST, DWP Members: DWP ORTHO

Access Overview 60 Miles 9
DWP Members: DWP GP, DWP Members: DWP OS, DWP Members: DWP ENDO, DWP Members: DWP PERIO, DWP Members: DWP PROST, DWP Members: DWP ORTHO

Access Overview 90 Miles 15
DWP Members: DWP GP, DWP Members: DWP OS, DWP Members: DWP ENDO, DWP Members: DWP PERIO, DWP Members: DWP PROST, DWP Members: DWP ORTHO

DWP GP Access Map 21

DWP Oral Surgeon Access Map 22

DWP Endodontist Access Map 23

DWP Periodontist Access Map 24

DWP Prosthodontist Access Map 25

DWP Orthodontist Access Map 26

Access Summary By State 27

Access Summary By City 29

Access Overview 30 Miles

October 10, 2018

Access Analysis

DWP Network

Member / Provider Groups

DWP Members

DWP GP


Comparison Graph

Percent of members with access to a choice of providers over miles

- 1st closest
- 2nd closest

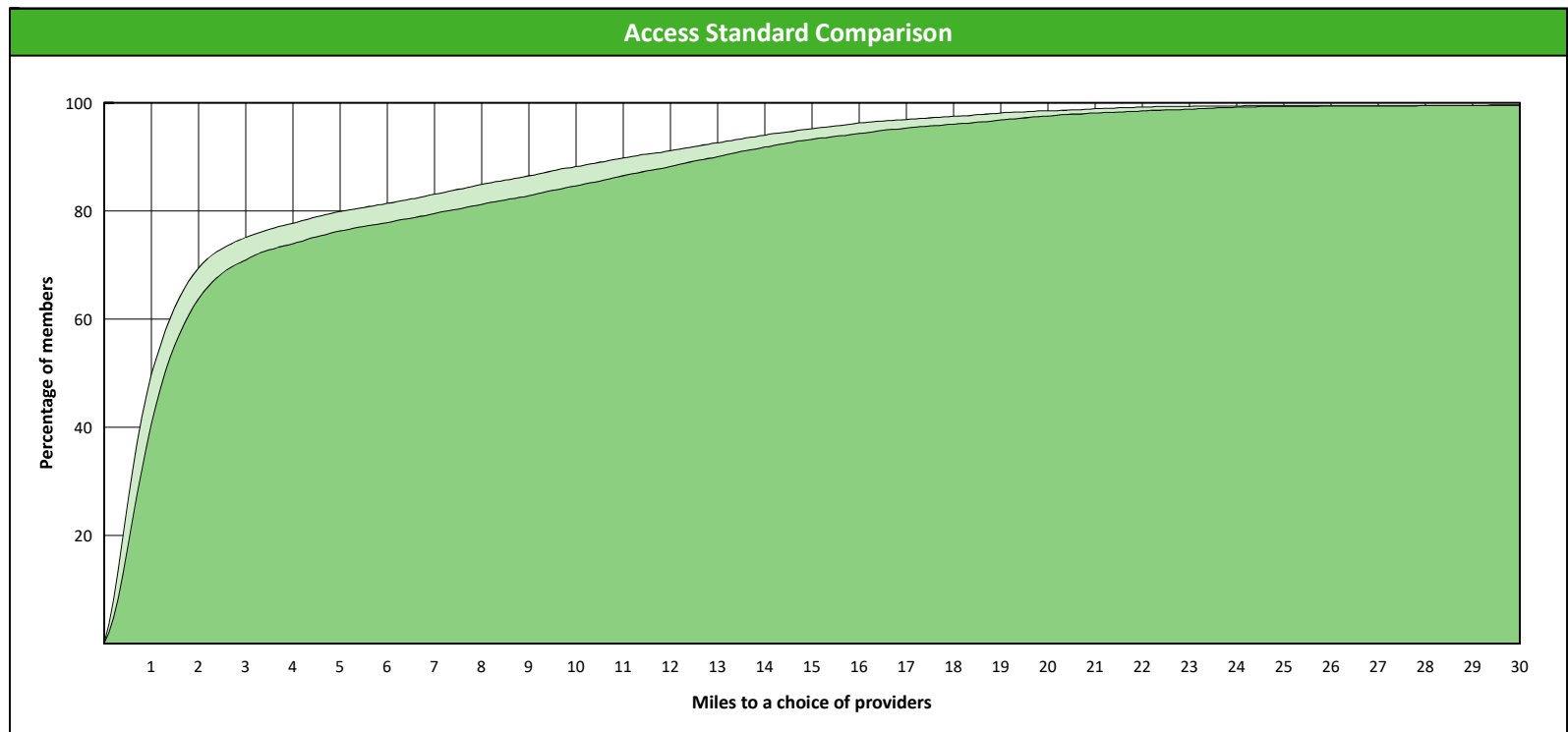
¹ The Access Standard is defined as (DWP Members) members accessing:

- 1 (DWP GP) provider in 30 miles and 30 minutes



Distances/Times

	Average
Distance/Time to 1st closest provider	5.2 miles 6.1 mins
Distance/Time to 2nd closest provider	6.0 miles 6.9 mins



Access Overview 30 Miles

October 10, 2018

Access Analysis

DWP Network

Member / Provider Groups

DWP Members

DWP OS


Comparison Graph

Percent of members with access to a choice of providers over miles

- 1st closest
- 2nd closest

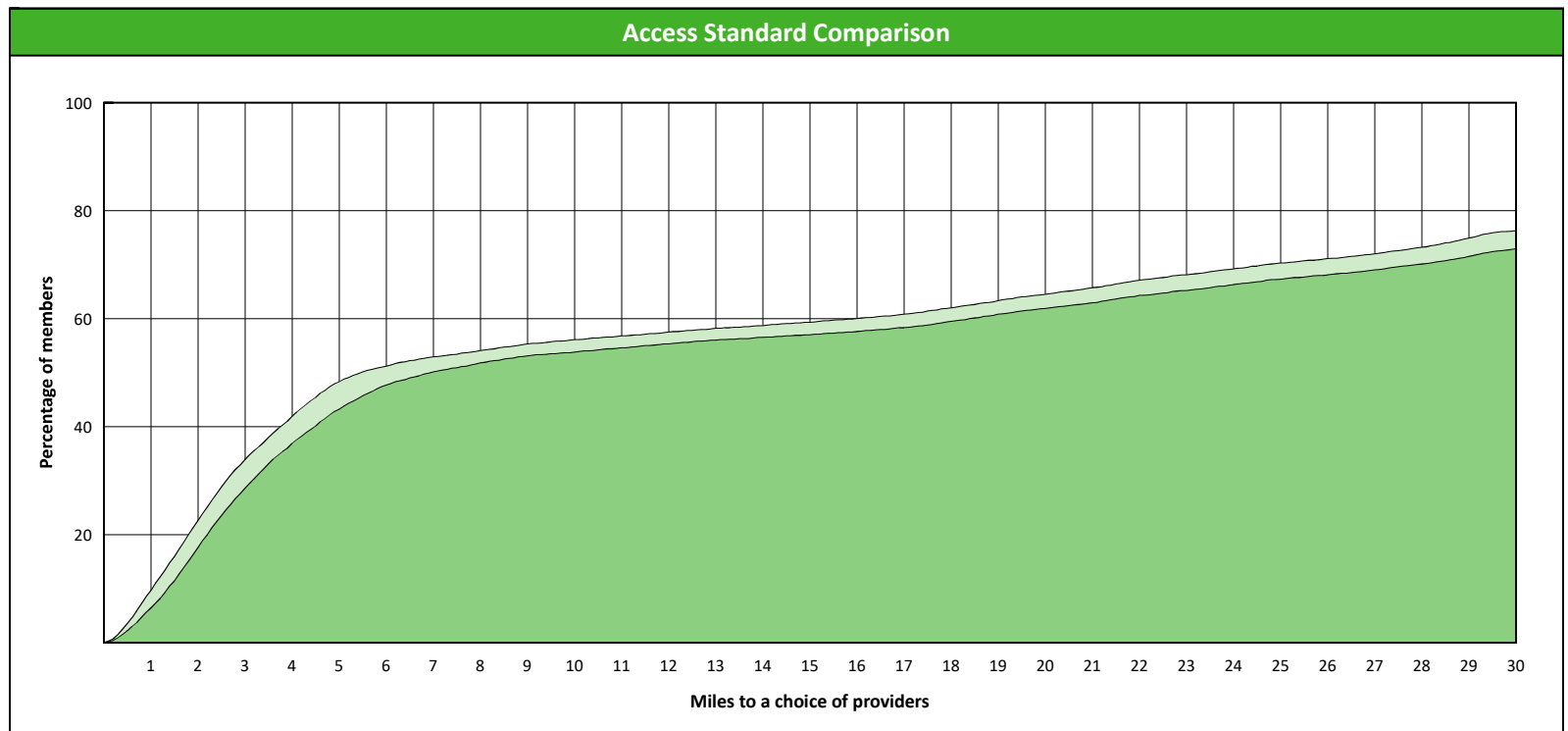
¹ The Access Standard is defined as (DWP Members) members accessing:

- 1 (DWP OS) provider in 30 miles and 30 minutes



Distances/Times

	Average
Distance/Time to 1st closest provider	19.3 miles 22.3 mins
Distance/Time to 2nd closest provider	21.0 miles 24.5 mins



Access Overview 30 Miles

October 10, 2018

Access Analysis

DWP Network

Member / Provider Groups

DWP Members


DWP ENDO

Comparison Graph

Percent of members with access to a choice of providers over miles

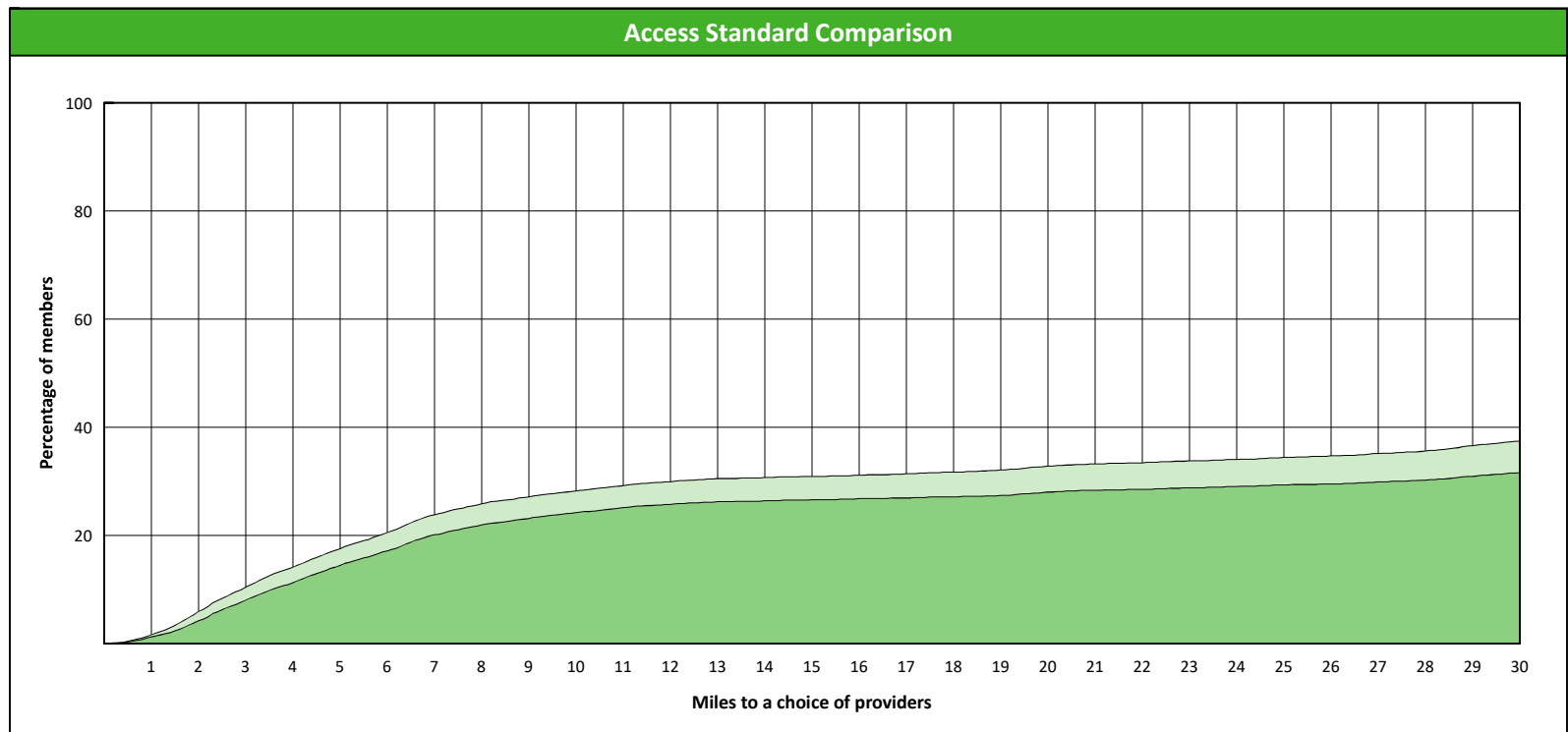
- 1st closest
- 2nd closest

¹ The Access Standard is defined as (DWP Members) members accessing:
 1 (DWP ENDO) provider in 30 miles and 30 minutes



Distances/Times

	Average
Distance/Time to 1st closest provider	43.3 miles 58.7 mins
Distance/Time to 2nd closest provider	58.5 miles 79.0 mins



Access Overview 30 Miles

October 10, 2018

Access Analysis

DWP Network

Member / Provider Groups

DWP Members


DWP PERIO

Comparison Graph

Percent of members with access to a choice of providers over miles

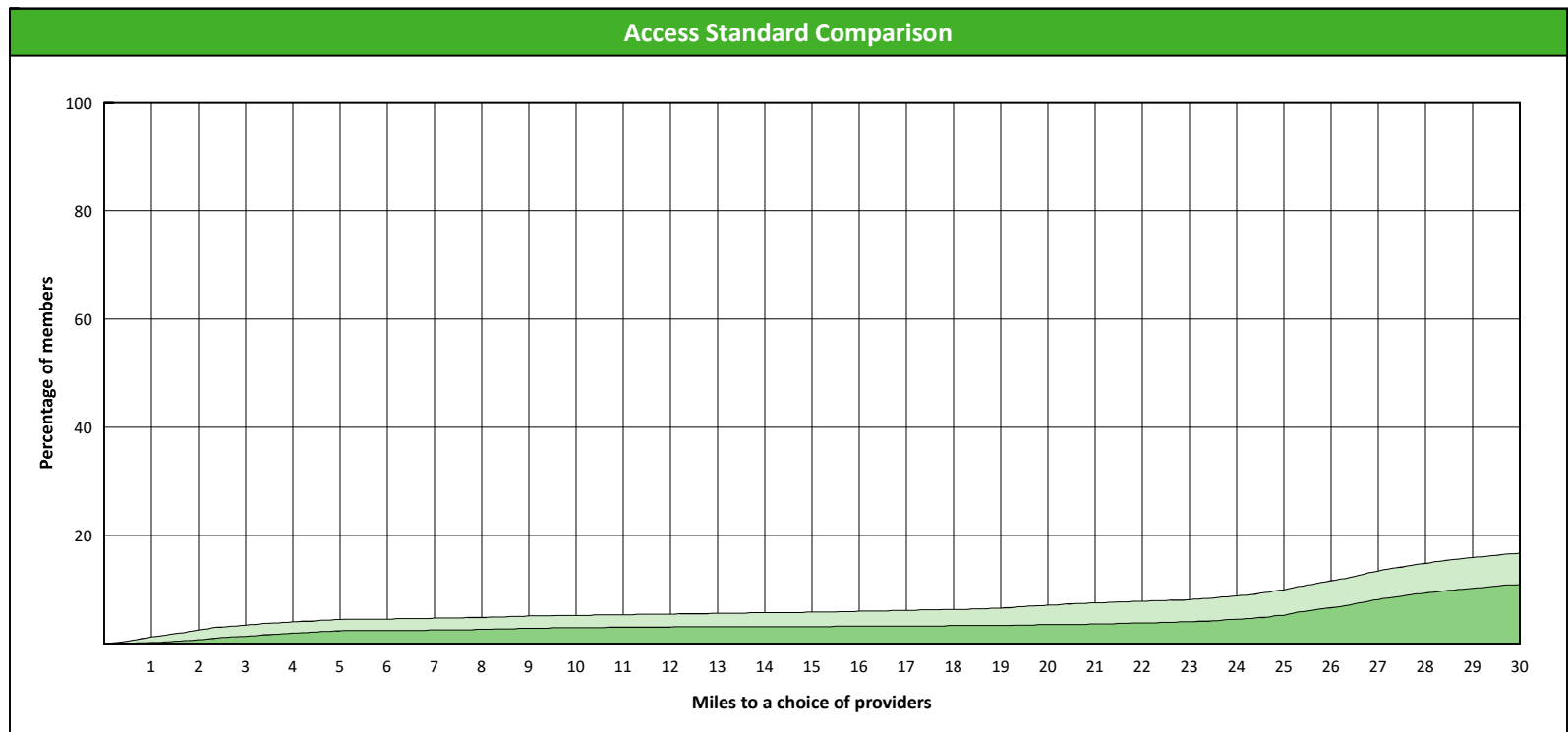
- 1st closest
- 2nd closest

¹ The Access Standard is defined as (DWP Members) members accessing:
 1 (DWP PERIO) provider in 30 miles and 30 minutes



Distances/Times

	Average
Distance/Time to 1st closest provider	63.7 miles 81.9 mins
Distance/Time to 2nd closest provider	73.6 miles 94.5 mins



Access Overview 30 Miles

October 10, 2018

Access Analysis

DWP Network

Member / Provider Groups

DWP Members

DWP PROST


Comparison Graph

Percent of members with access to a choice of providers over miles

- 1st closest
- 2nd closest

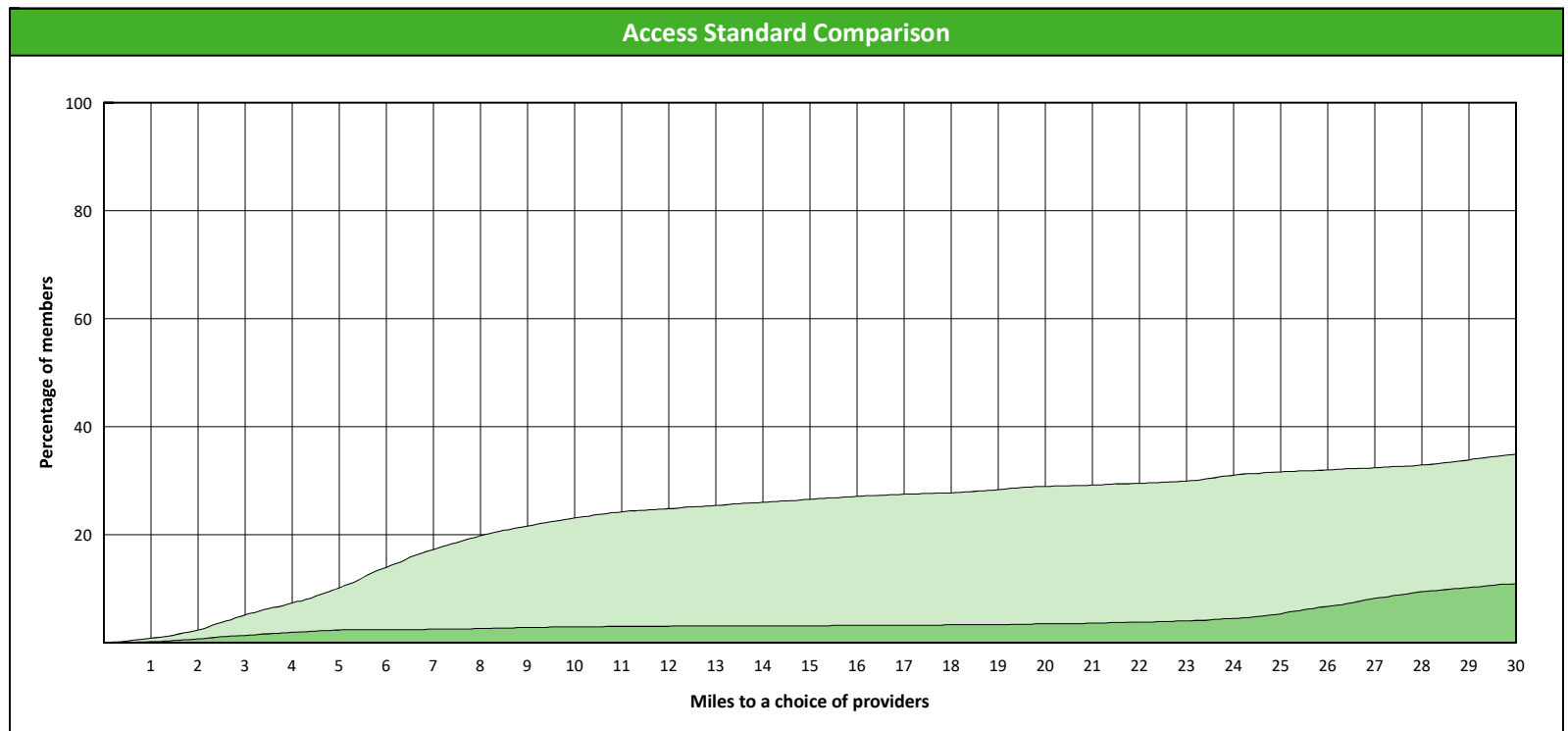
¹ The Access Standard is defined as (DWP Members) members accessing:

1 (DWP PROST) provider in 30 miles and 30 minutes



Distances/Times

	Average
Distance/Time to 1st closest provider	52.3 miles 65.3 mins
Distance/Time to 2nd closest provider	81.5 miles 103.9 mins



Access Overview 30 Miles

October 10, 2018

Access Analysis

DWP Network

Member / Provider Groups

DWP Members

DWP ORTHO


Comparison Graph

Percent of members with access to a choice of providers over miles

- 1st closest
- 2nd closest

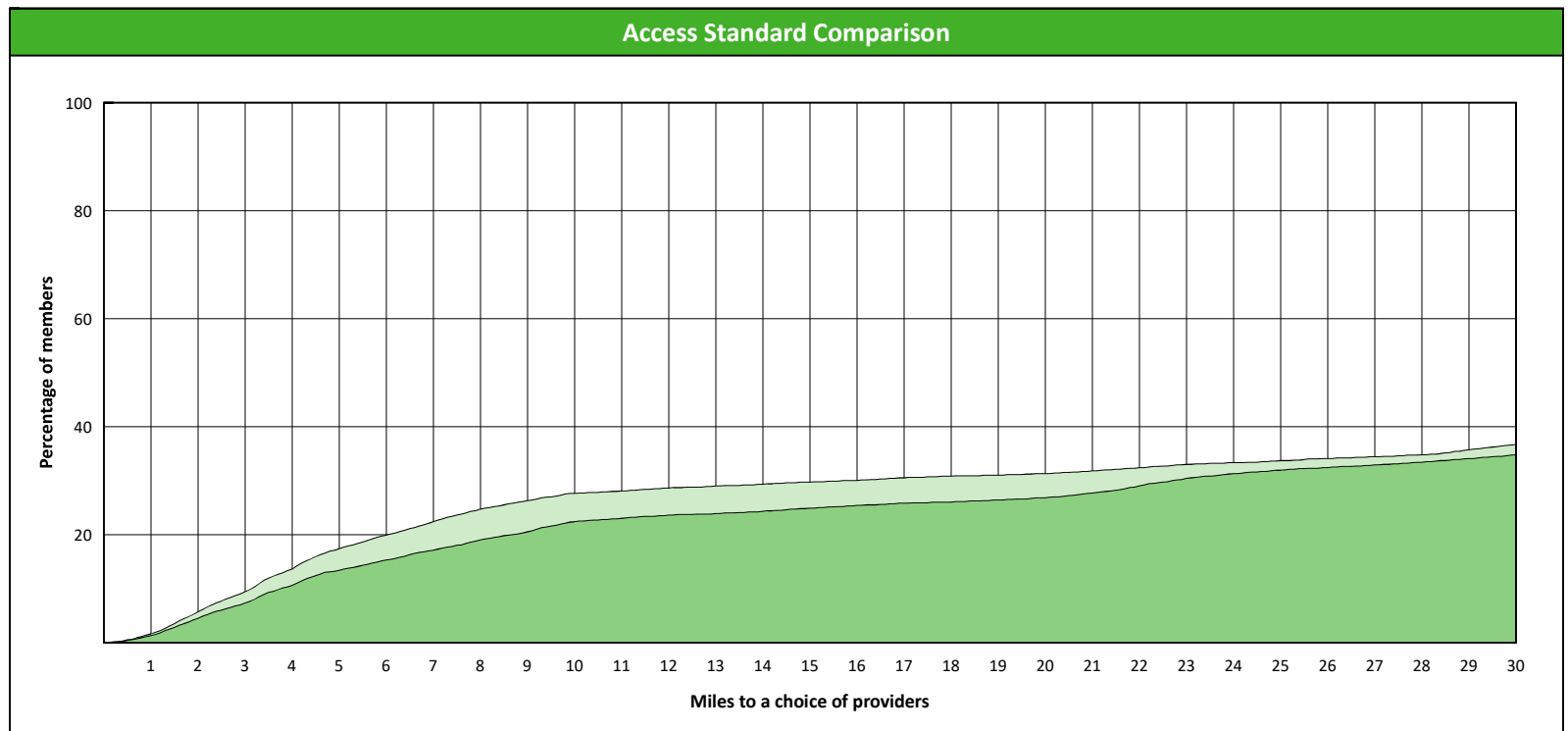
¹ The Access Standard is defined as (DWP Members) members accessing:

1 (DWP ORTHO) provider in 30 miles and 30 minutes



Distances/Times

	Average
Distance/Time to 1st closest provider	55.5 miles 65.2 mins
Distance/Time to 2nd closest provider	60.4 miles 71.9 mins



Access Overview 60 Miles

October 10, 2018

Access Analysis

DWP Network

Member / Provider Groups

DWP Members

DWP GP

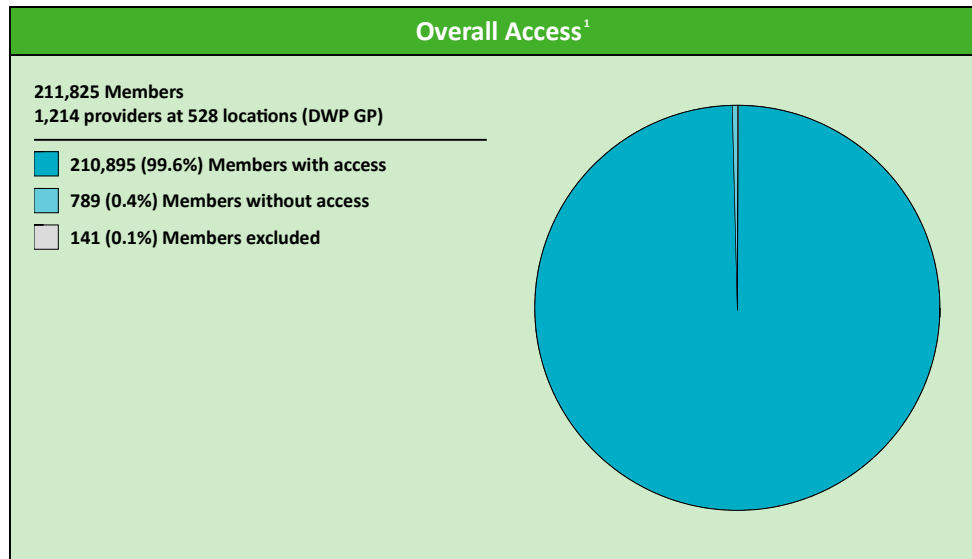
Comparison Graph

Percent of members with access to a choice of providers over miles

- 1st closest
- 2nd closest

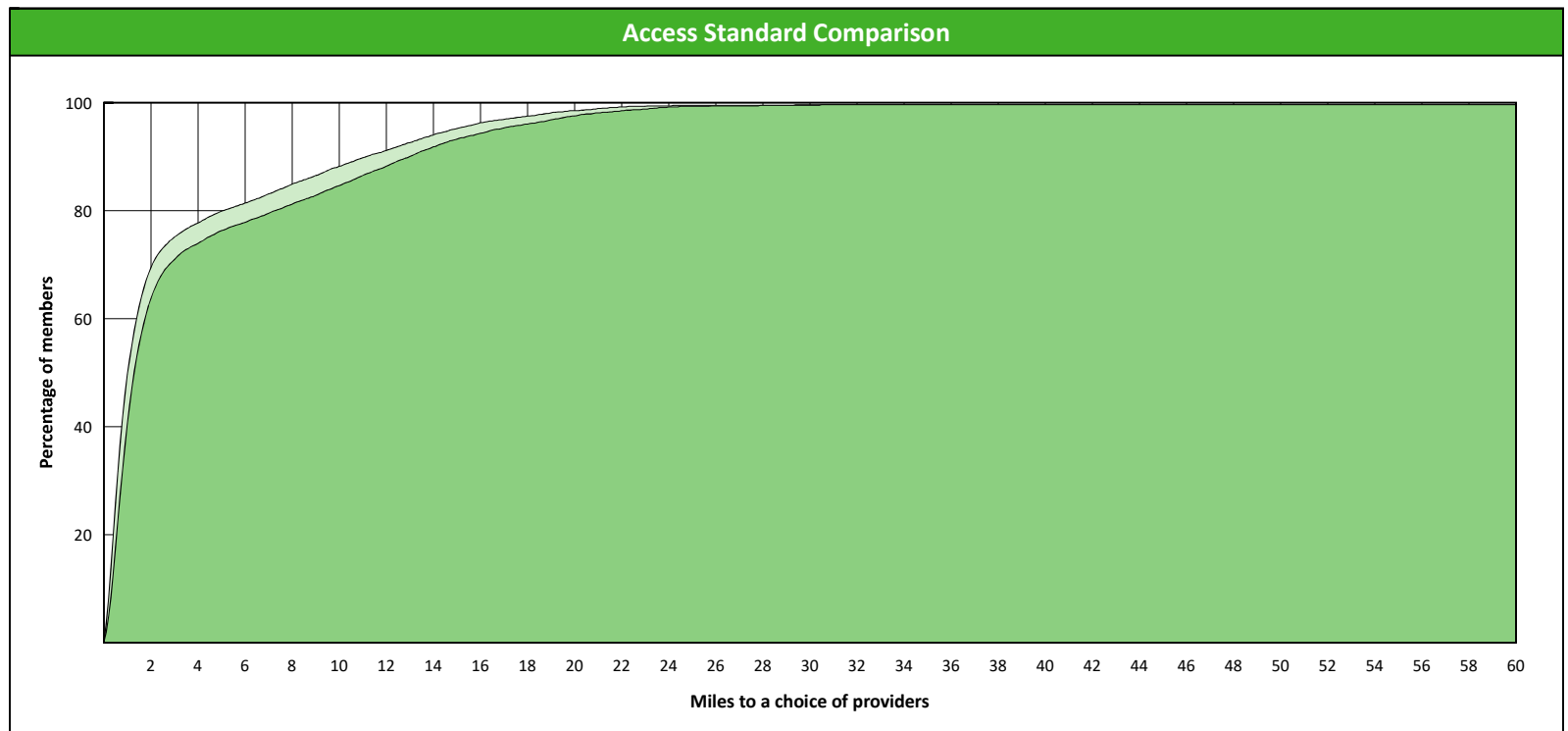
¹ The Access Standard is defined as (DWP Members) members accessing:

1 (DWP GP) provider in 60 miles and 60 minutes



Distances/Times

	Average
Distance/Time to 1st closest provider	5.2 miles 6.1 mins
Distance/Time to 2nd closest provider	6.0 miles 6.9 mins



Access Overview 60 Miles

October 10, 2018

Access Analysis

DWP Network

Member / Provider Groups

DWP Members

DWP OS


Comparison Graph

Percent of members with access to a choice of providers over miles

- 1st closest
- 2nd closest

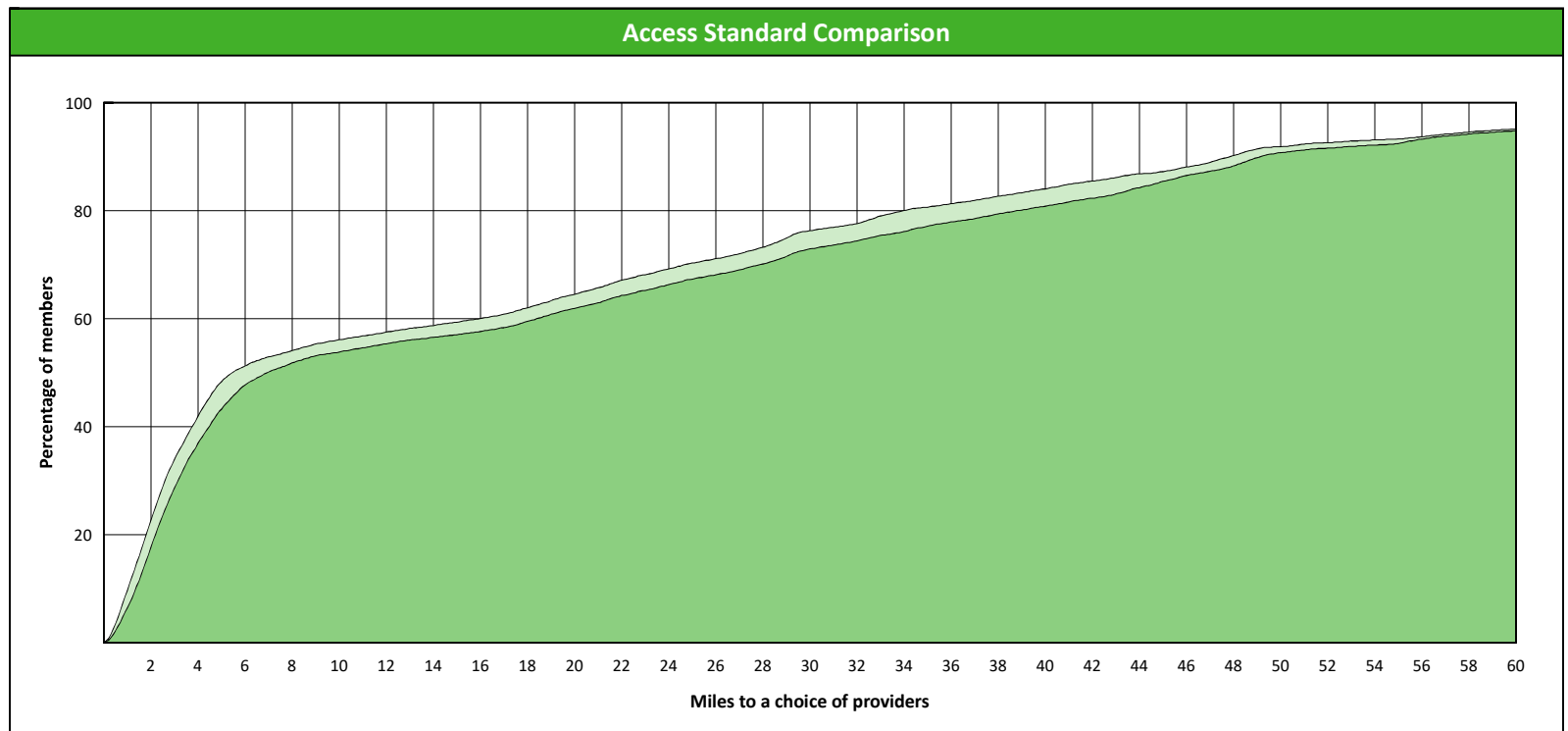
¹ The Access Standard is defined as (DWP Members) members accessing:

- 1 (DWP OS) provider in 60 miles and 60 minutes



Distances/Times

	Average
Distance/Time to 1st closest provider	19.3 miles 22.3 mins
Distance/Time to 2nd closest provider	21.0 miles 24.5 mins



Access Overview 60 Miles

October 10, 2018

Access Analysis

DWP Network

Member / Provider Groups

DWP Members


DWP ENDO

Comparison Graph

Percent of members with access to a choice of providers over miles

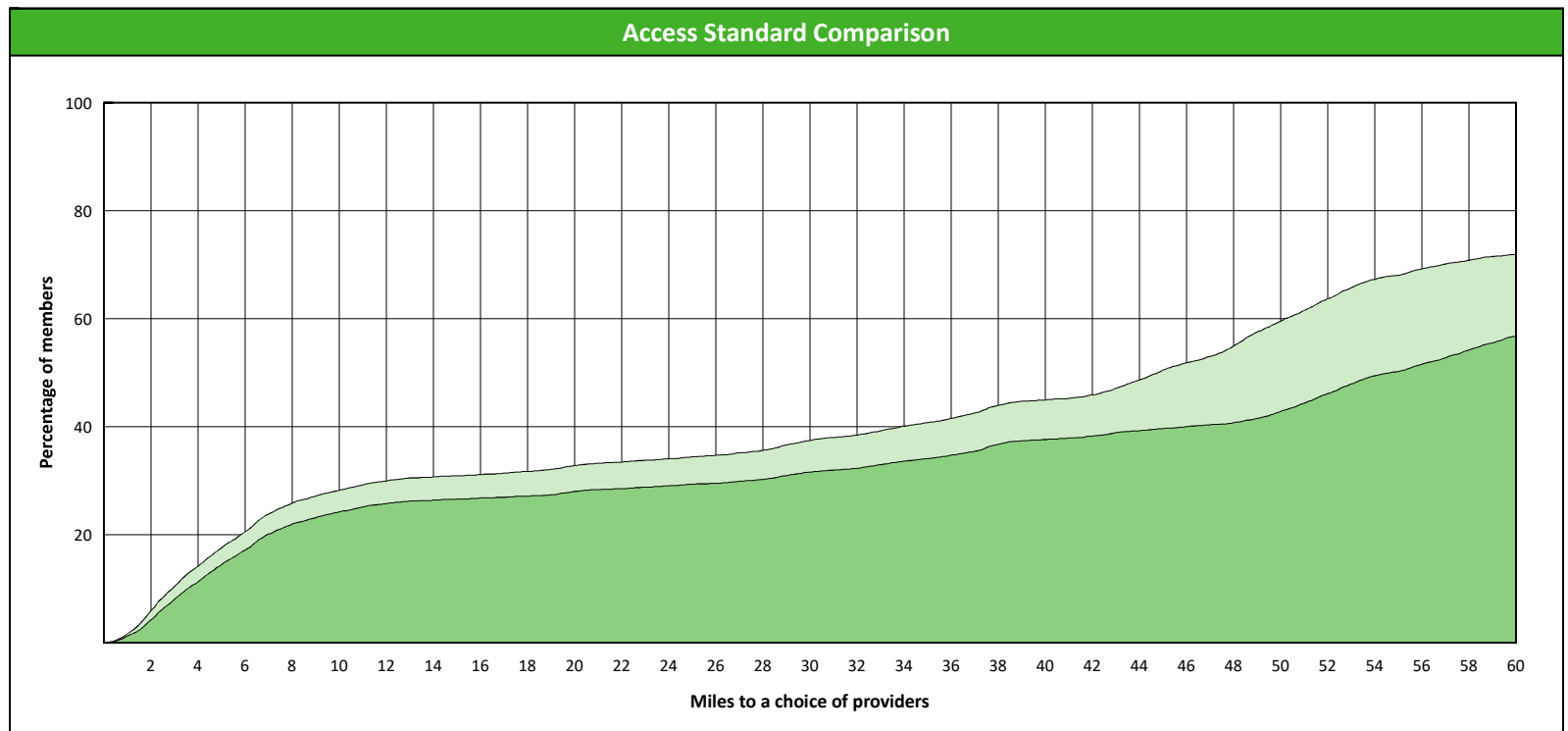
- 1st closest
- 2nd closest

¹ The Access Standard is defined as (DWP Members) members accessing:
1 (DWP ENDO) provider in 60 miles and 60 minutes



Distances/Times

	Average
Distance/Time to 1st closest provider	43.3 miles 58.7 mins
Distance/Time to 2nd closest provider	58.5 miles 79.0 mins



Access Overview 60 Miles

October 10, 2018

Access Analysis

DWP Network

Member / Provider Groups

DWP Members

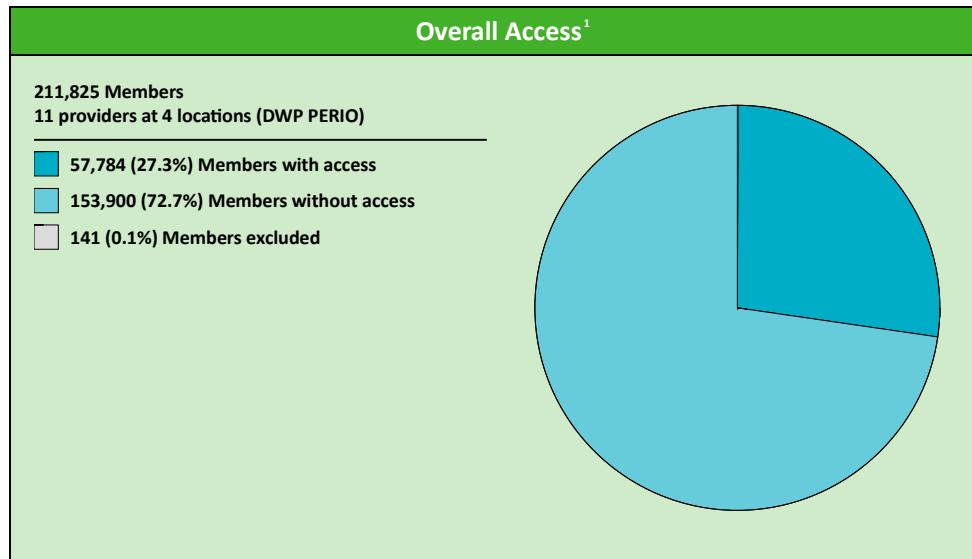
DWP PERIO

Comparison Graph

Percent of members with access to a choice of providers over miles

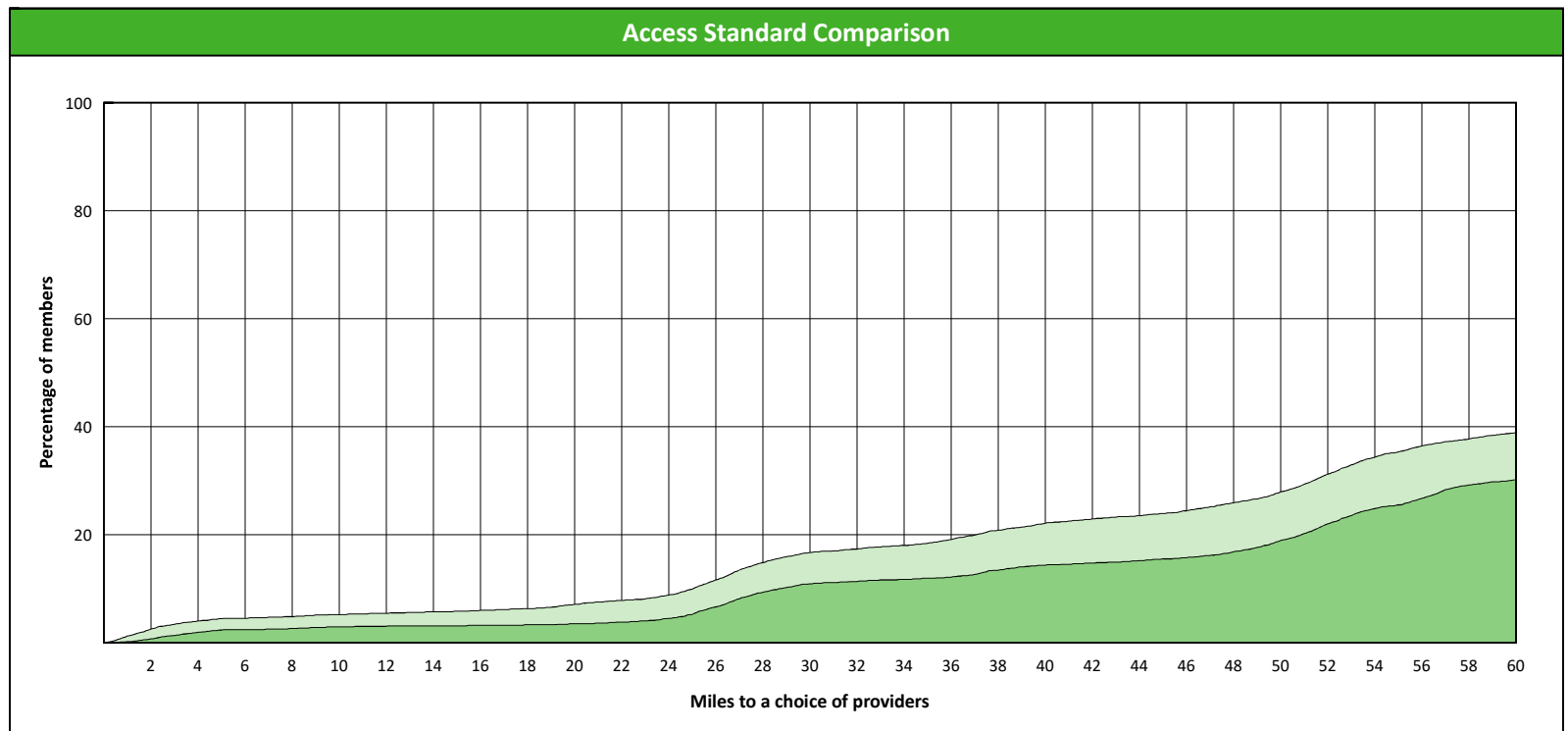
- 1st closest
- 2nd closest

¹ The Access Standard is defined as (DWP Members) members accessing:
1 (DWP PERIO) provider in 60 miles and 60 minutes



Distances/Times

	Average
Distance/Time to 1st closest provider	63.7 miles 81.9 mins
Distance/Time to 2nd closest provider	73.6 miles 94.5 mins



Access Overview 60 Miles

October 10, 2018

Access Analysis

DWP Network

Member / Provider Groups

DWP Members

DWP PROST


Comparison Graph

Percent of members with access to a choice of providers over miles

- 1st closest
- 2nd closest

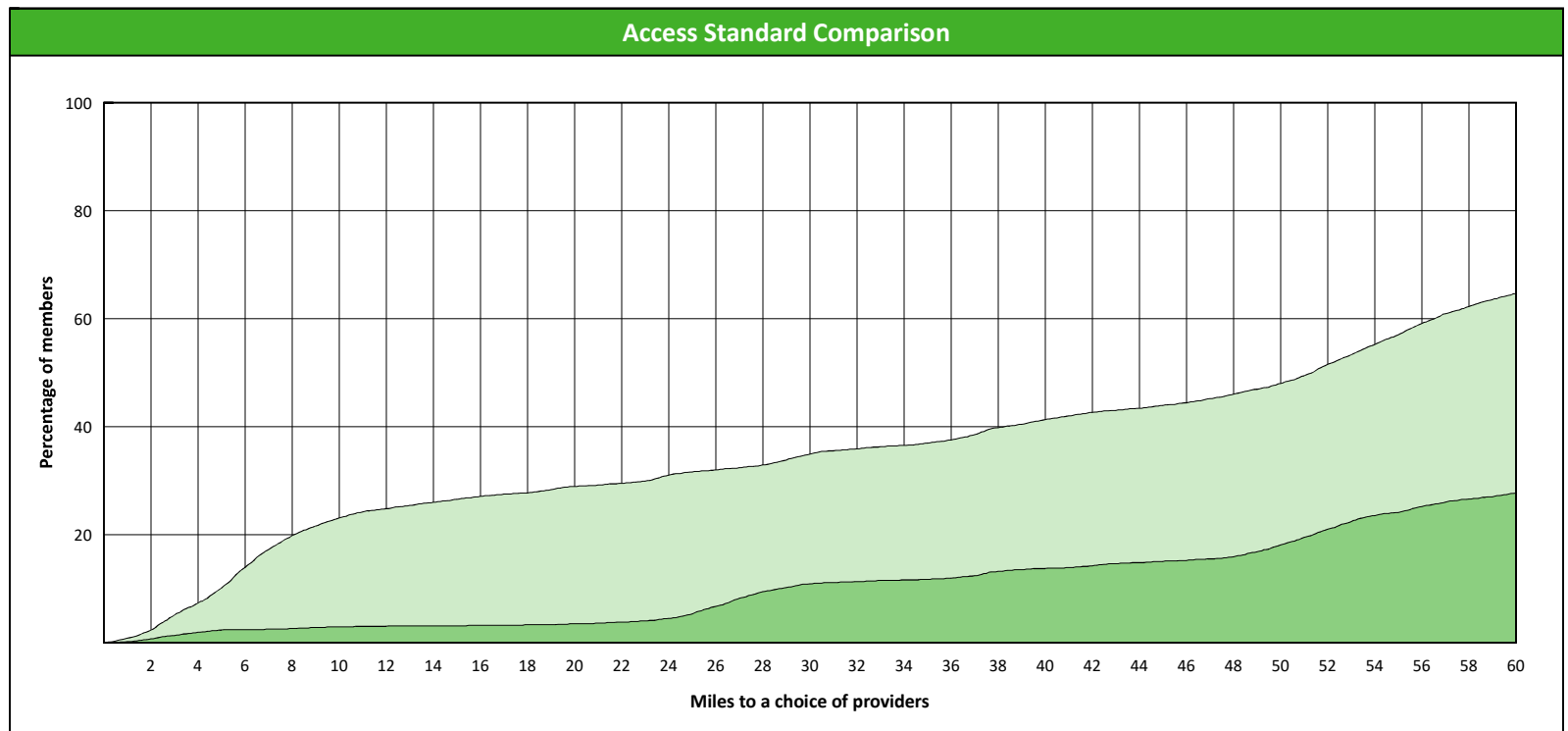
¹ The Access Standard is defined as (DWP Members) members accessing:

1 (DWP PROST) provider in 60 miles and 60 minutes



Distances/Times

	Average
Distance/Time to 1st closest provider	52.3 miles 65.3 mins
Distance/Time to 2nd closest provider	81.5 miles 103.9 mins



Access Overview 60 Miles

October 10, 2018

Access Analysis

DWP Network

Member / Provider Groups

DWP Members

DWP ORTHO


Comparison Graph

Percent of members with access to a choice of providers over miles

- 1st closest
- 2nd closest

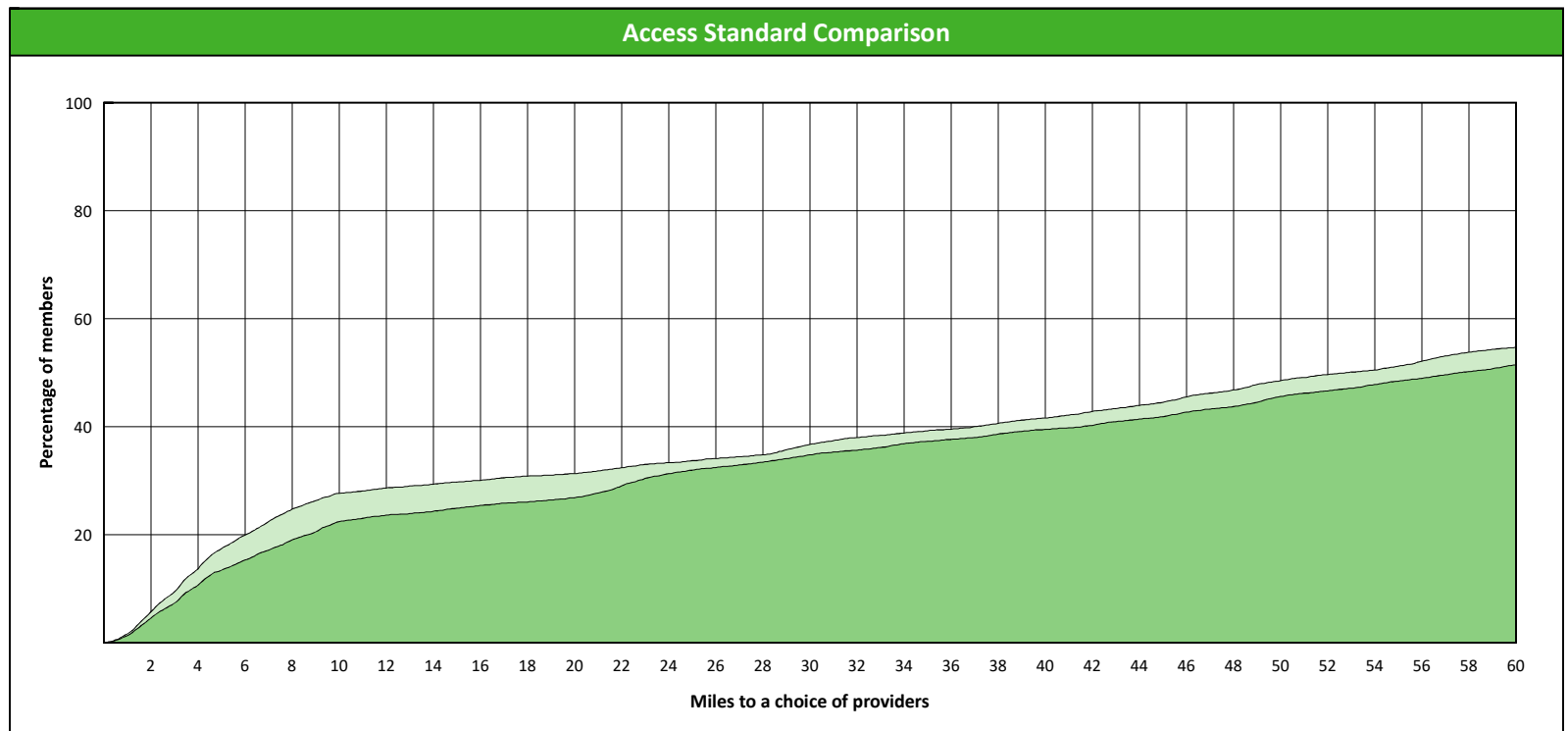
¹ The Access Standard is defined as (DWP Members) members accessing:

1 (DWP ORTHO) provider in 60 miles and 60 minutes



Distances/Times

	Average
Distance/Time to 1st closest provider	55.5 miles 65.2 mins
Distance/Time to 2nd closest provider	60.4 miles 71.9 mins



Access Overview 90 Miles

October 10, 2018

Access Analysis

DWP Network

Member / Provider Groups

DWP Members

DWP GP


Comparison Graph

Percent of members with access to a choice of providers over miles

- 1st closest
- 2nd closest

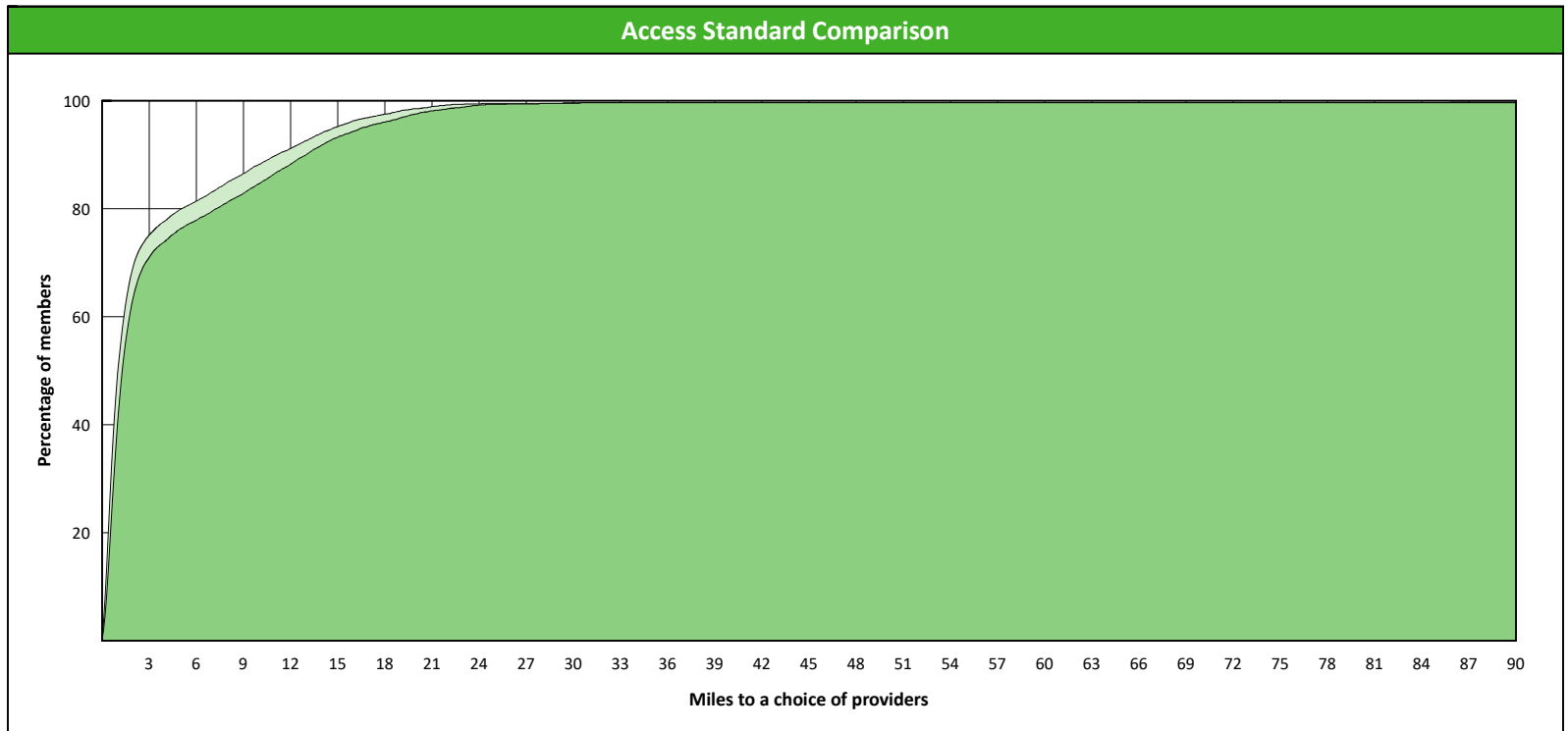
¹ The Access Standard is defined as (DWP Members) members accessing:

1 (DWP GP) provider in 90 miles and 90 minutes



Distances/Times

	Average
Distance/Time to 1st closest provider	5.2 miles 6.1 mins
Distance/Time to 2nd closest provider	6.0 miles 6.9 mins



Access Overview 90 Miles

October 10, 2018

Access Analysis

DWP Network

Member / Provider Groups

DWP Members

DWP OS


Comparison Graph

Percent of members with access to a choice of providers over miles

- 1st closest
- 2nd closest

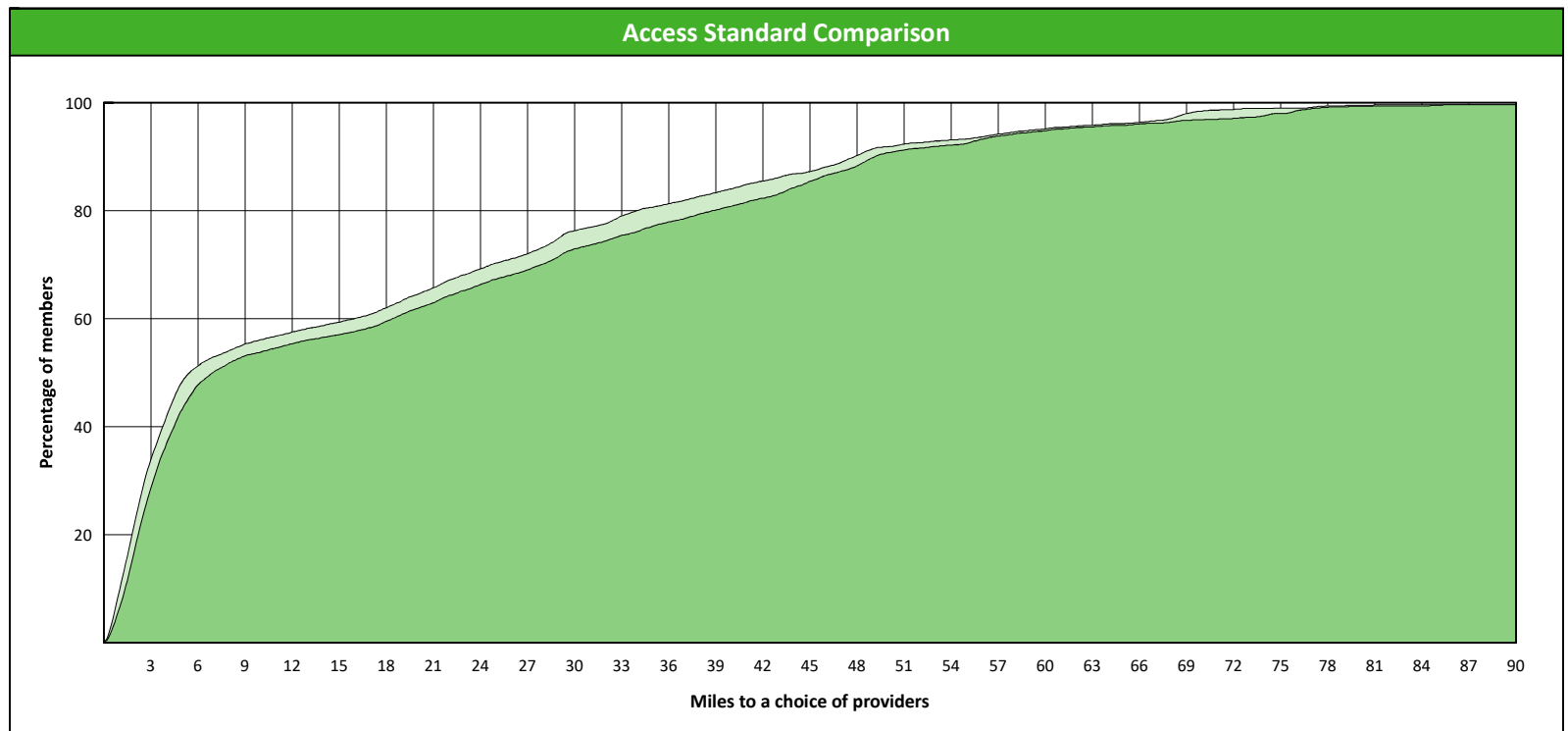
¹ The Access Standard is defined as (DWP Members) members accessing:

- 1 (DWP OS) provider in 90 miles and 90 minutes



Distances/Times

	Average
Distance/Time to 1st closest provider	19.3 miles 22.3 mins
Distance/Time to 2nd closest provider	21.0 miles 24.5 mins



Access Overview 90 Miles

October 10, 2018

Access Analysis

DWP Network

Member / Provider Groups

DWP Members

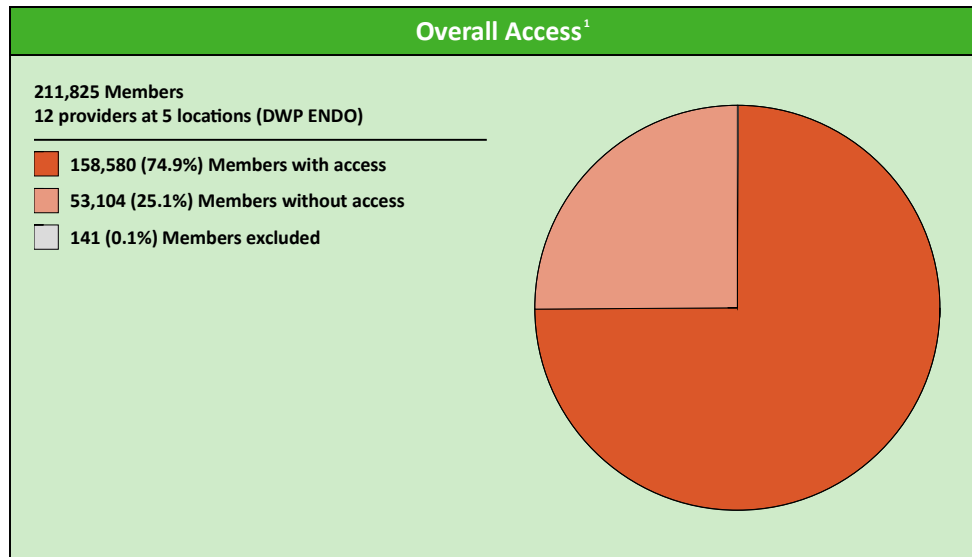
DWP ENDO

Comparison Graph

Percent of members with access to a choice of providers over miles

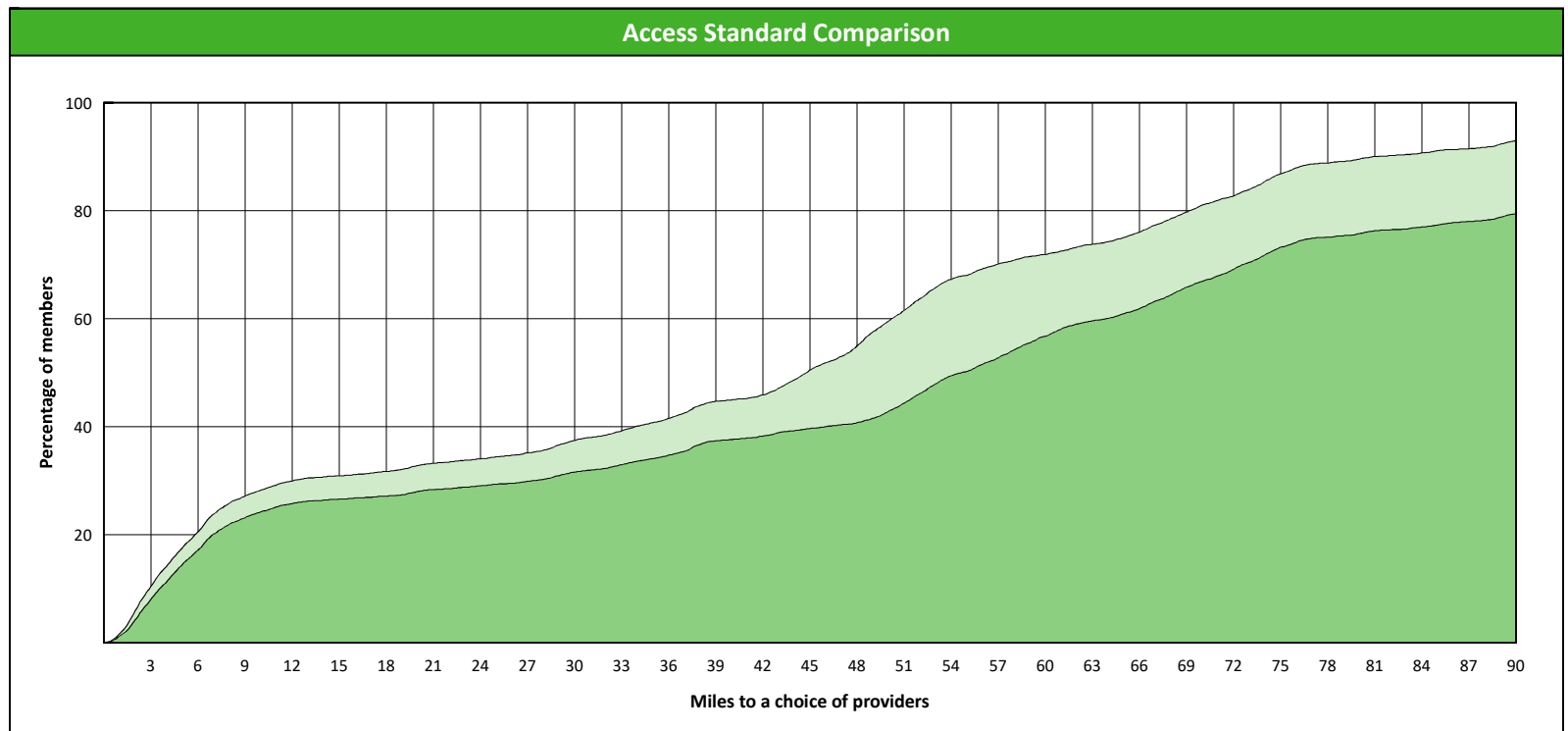
- 1st closest
- 2nd closest

¹ The Access Standard is defined as (DWP Members) members accessing:
1 (DWP ENDO) provider in 90 miles and 90 minutes



Distances/Times

	Average
Distance/Time to 1st closest provider	43.3 miles 58.7 mins
Distance/Time to 2nd closest provider	58.5 miles 79.0 mins



Access Overview 90 Miles

October 10, 2018

Access Analysis

DWP Network

Member / Provider Groups

DWP Members

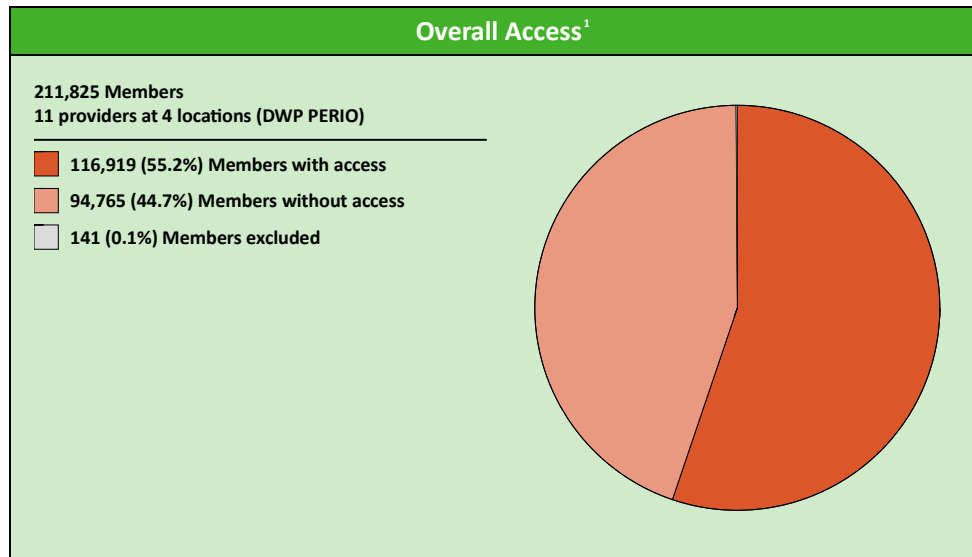
DWP PERIO

Comparison Graph

Percent of members with access to a choice of providers over miles

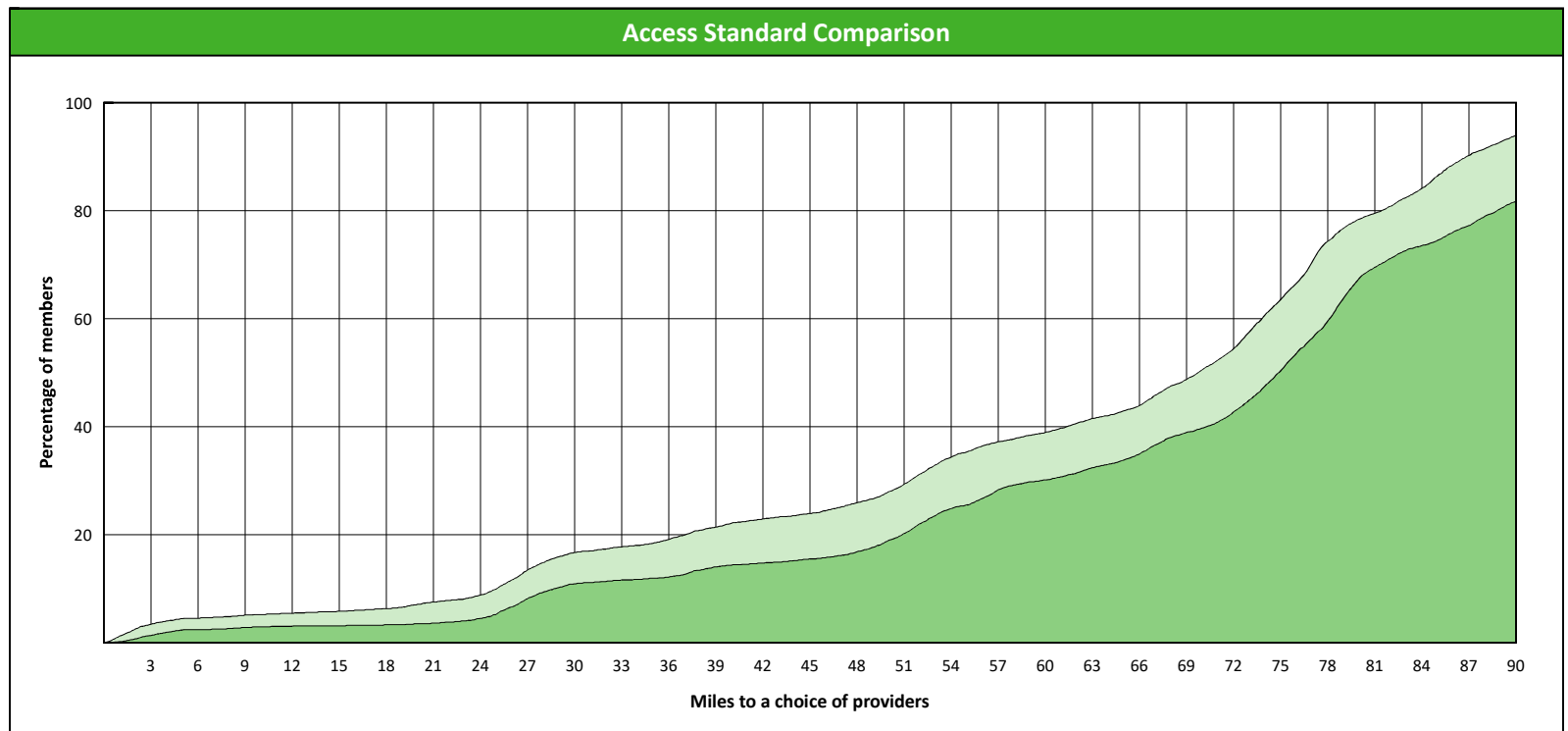
- 1st closest
- 2nd closest

¹ The Access Standard is defined as (DWP Members) members accessing:
1 (DWP PERIO) provider in 90 miles and 90 minutes



Distances/Times

	Average
Distance/Time to 1st closest provider	63.7 miles 81.9 mins
Distance/Time to 2nd closest provider	73.6 miles 94.5 mins



Access Overview 90 Miles

October 10, 2018

Access Analysis

DWP Network

Member / Provider Groups

DWP Members

DWP PROST

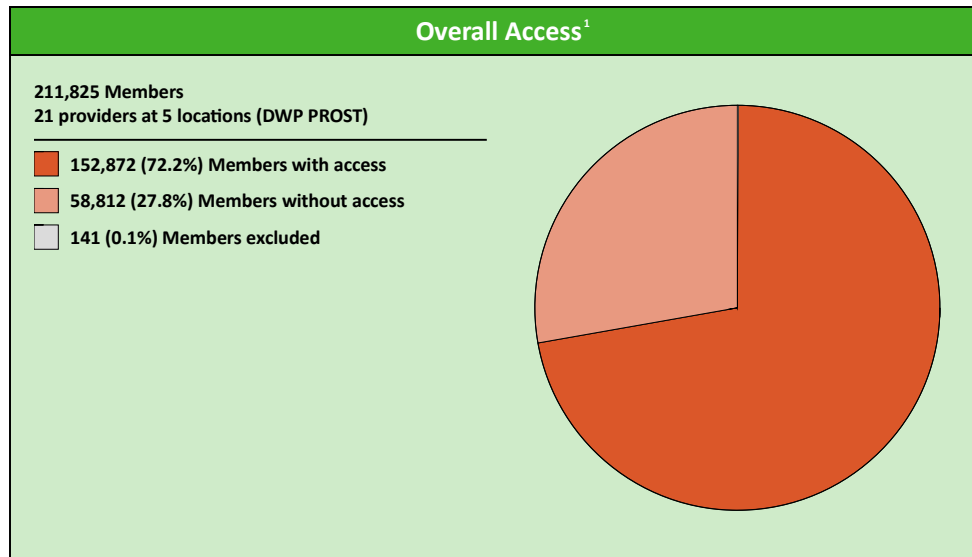
Comparison Graph

Percent of members with access to a choice of providers over miles

- 1st closest
- 2nd closest

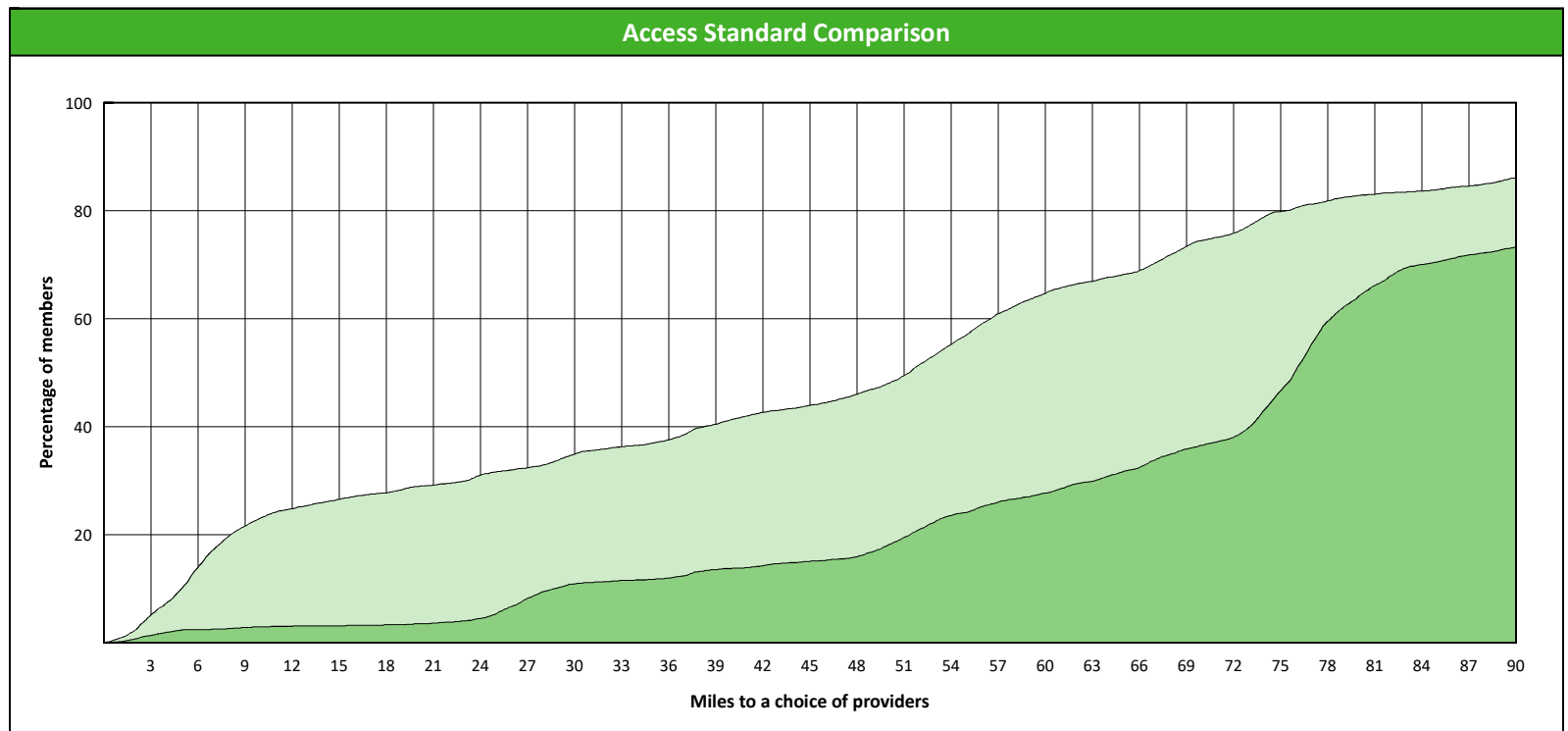
¹ The Access Standard is defined as (DWP Members) members accessing:

1 (DWP PROST) provider in 90 miles and 90 minutes



Distances/Times

	Average
Distance/Time to 1st closest provider	52.3 miles 65.3 mins
Distance/Time to 2nd closest provider	81.5 miles 103.9 mins



Access Overview 90 Miles

October 10, 2018

Access Analysis

DWP Network

Member / Provider Groups

DWP Members

DWP ORTHO


Comparison Graph

Percent of members with access to a choice of providers over miles

- 1st closest
- 2nd closest

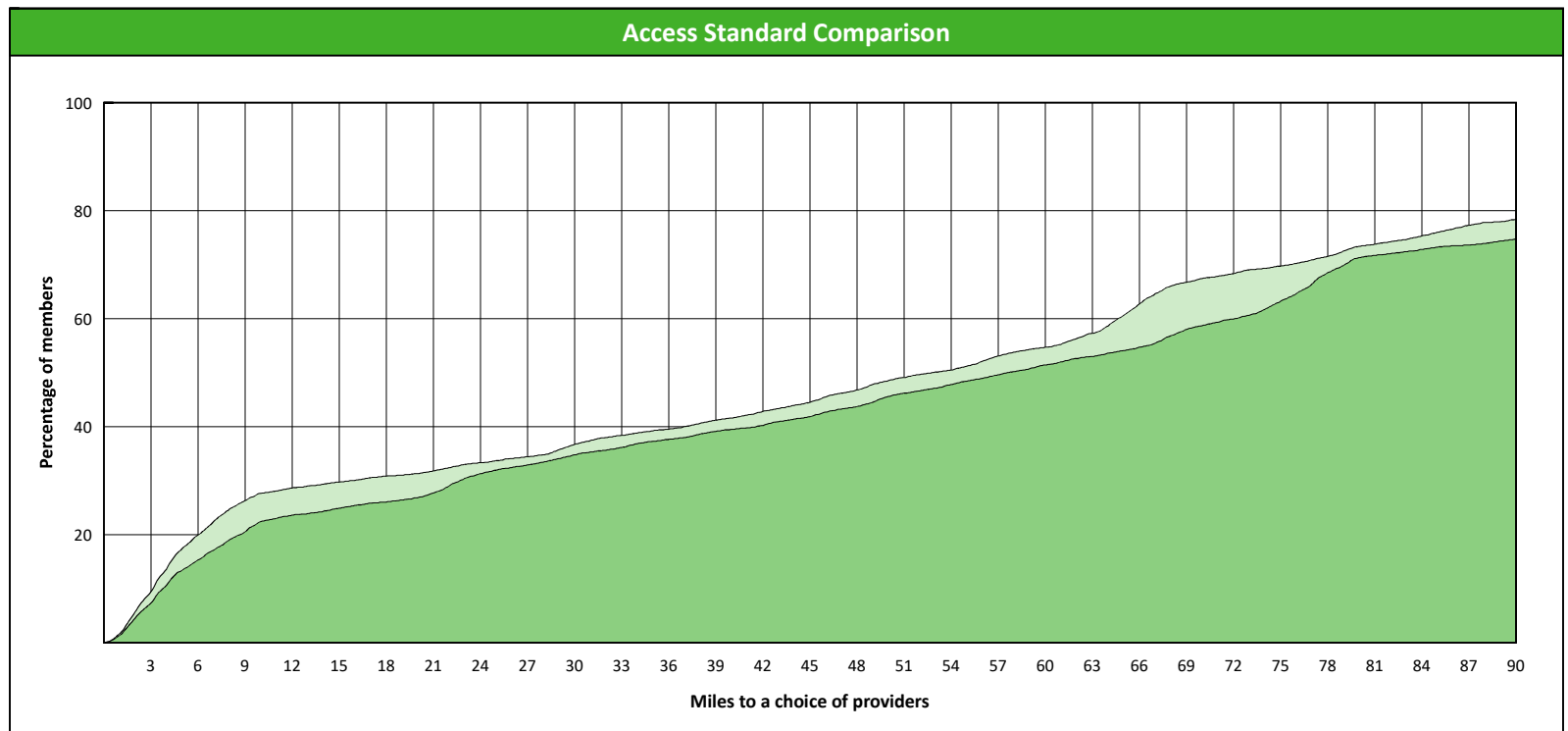
¹ The Access Standard is defined as (DWP Members) members accessing:

1 (DWP ORTHO) provider in 90 miles and 90 minutes



Distances/Times

	Average
Distance/Time to 1st closest provider	55.5 miles 65.2 mins
Distance/Time to 2nd closest provider	60.4 miles 71.9 mins



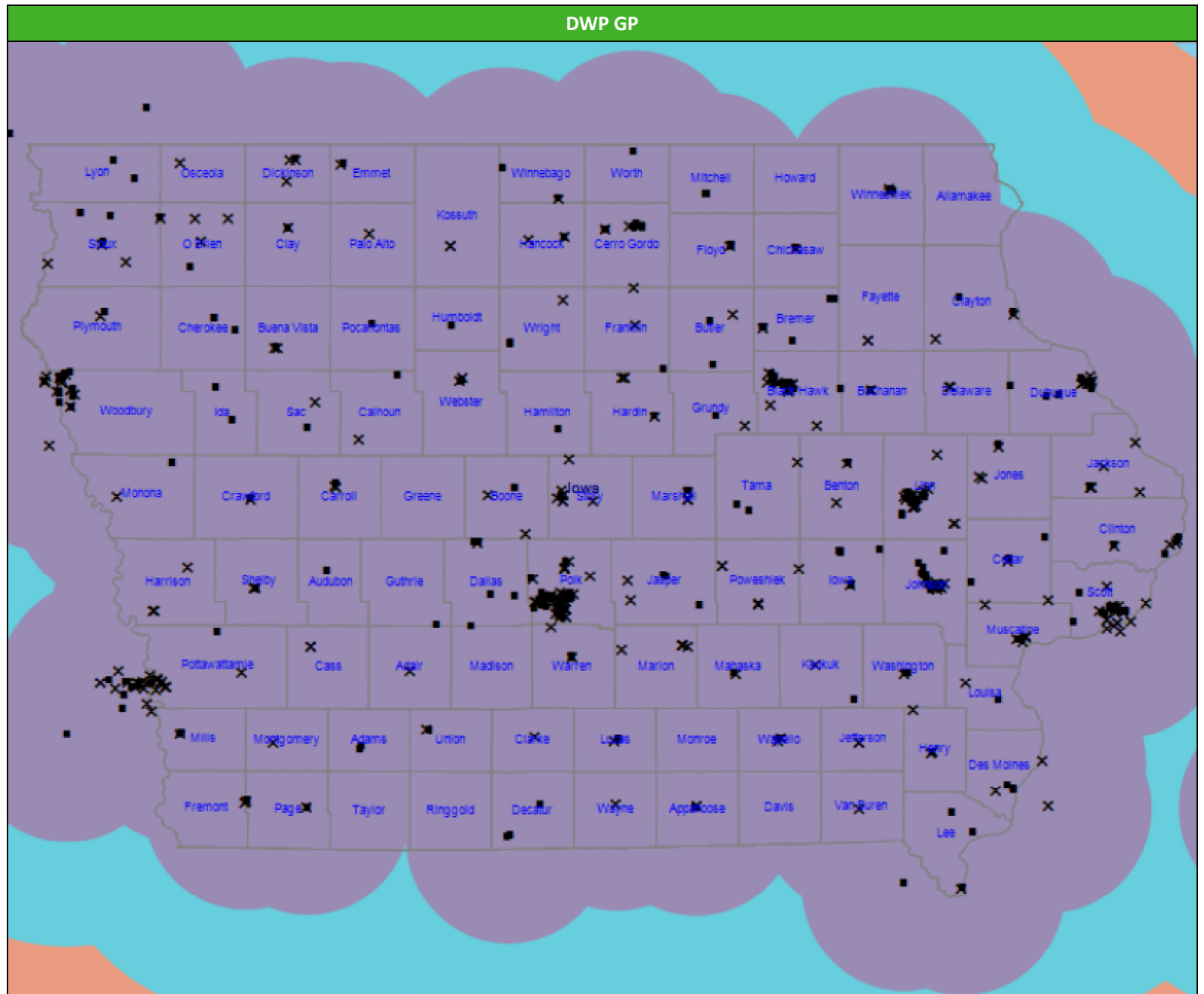
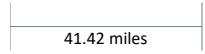
DWP GP Access Map

October 10, 2018

DWP GP

1,214 providers at 528 locations

- Single providers (250)
- ✕ Multiple providers (278)
- 30 mile radius
- 60 mile radius
- 90 mile radius



DWP Oral Surgeon Access Map

October 10, 2018

DWP OS

162 providers at 45 locations

- Single providers (14)
- ✕ Multiple providers (31)
- 30 mile radius
- 60 mile radius
- 90 mile radius



DWP Endodontist Access Map

October 10, 2018

DWP ENDO

12 providers at 5 locations

- Single providers (2)
- ✕ Multiple providers (3)
- 30 mile radius
- 60 mile radius
- 90 mile radius

41.42 miles



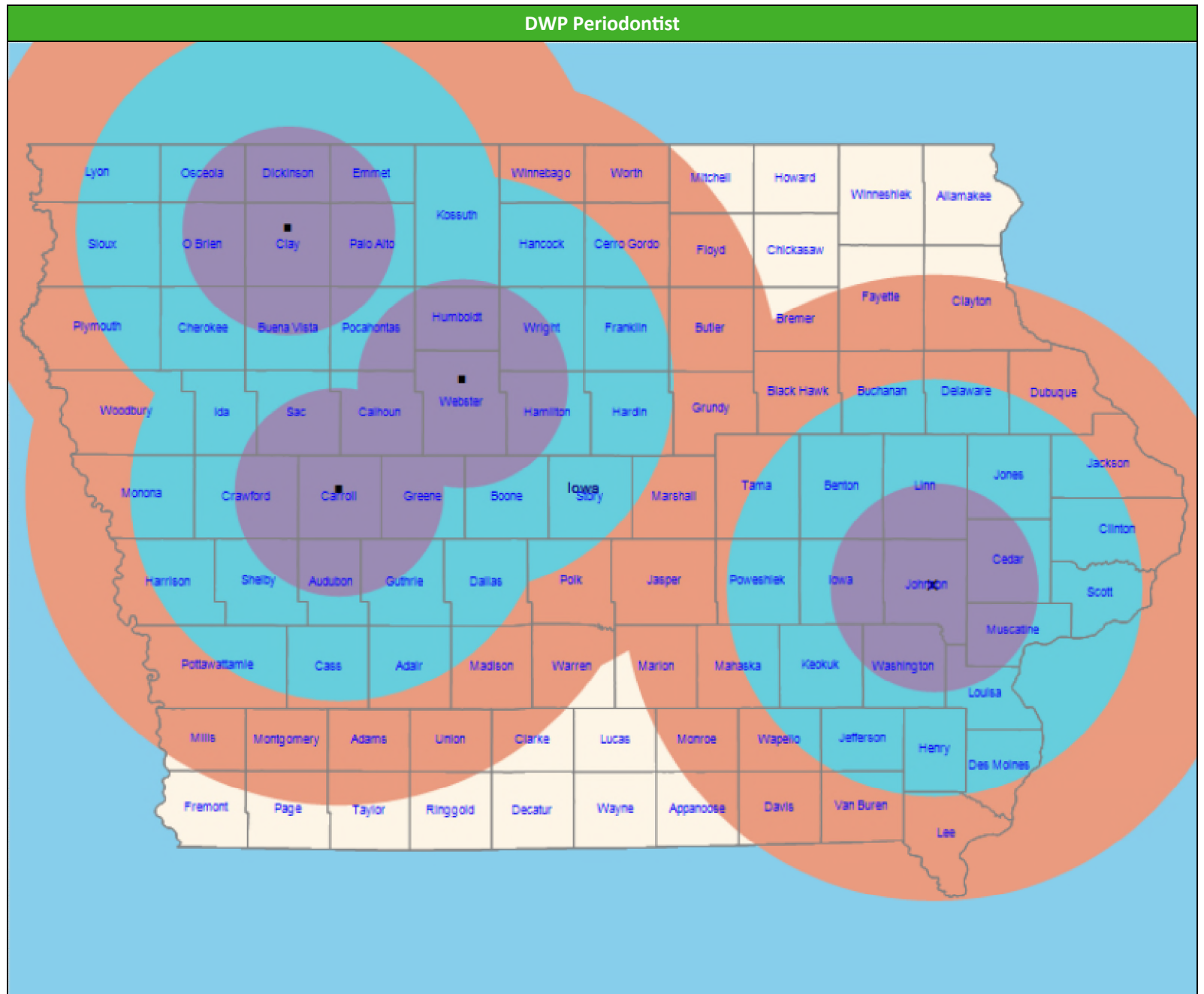
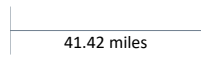
DWP Periodontist Access Map

October 10, 2018

DWP PERIO

11 providers at 4 locations

- Single providers (3)
- ✕ Multiple providers (1)
- 30 mile radius
- 60 mile radius
- 90 mile radius



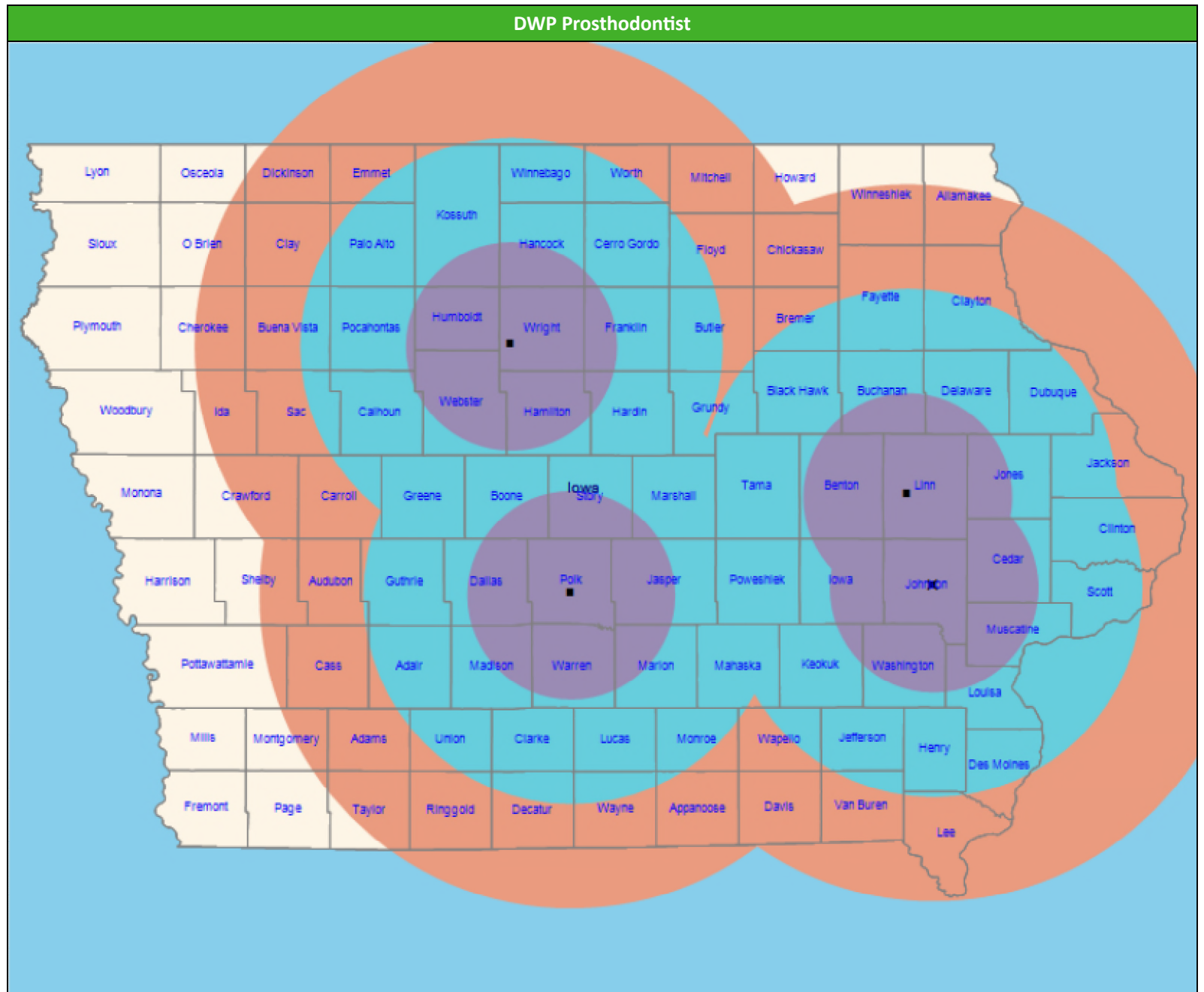
DWP Prosthodontist Access Map

October 10, 2018

DWP PROST

21 providers at 5 locations

- Single providers (4)
- ✕ Multiple providers (1)
- 30 mile radius
- 60 mile radius
- 90 mile radius



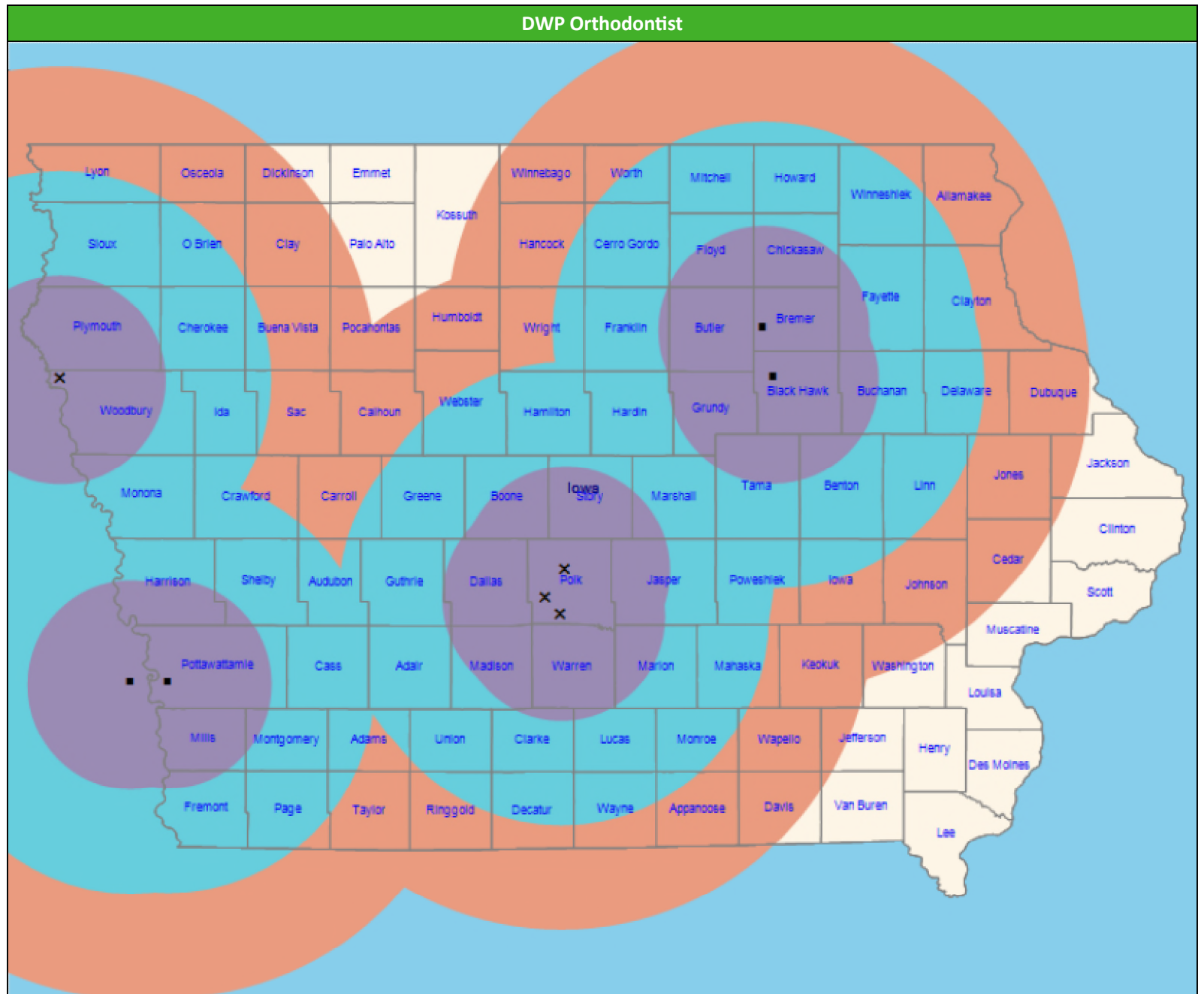
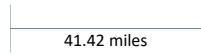
DWP Orthodontist Access Map

October 10, 2018

DWP ORTHO

14 providers at 8 locations

- Single providers (4)
- ✕ Multiple providers (4)
- 30 mile radius
- 60 mile radius
- 90 mile radius



Access Summary By State

October 10, 2018

Access Analysis

DWP Network

Member Group

DWP Members

Provider Group

DWP GP

DWP OS

DWP ENDO

DWP PERIO

DWP PROST

DWP ORTHO

¹ Provider counts represent:

P: Unique providers

L: Unique provider locations

** These records have been excluded from the analysis because of invalid zip codes.

All Members												
Member		Provider		With Access		Without Access		Counts ¹		Average Distance		Average Time
Name	#	Name	Standard	#	%	#	%	P	L	1	2	1
DWP Members	211,684	DWP GP	1 in 30 miles and 5	210,656	99.5	1,028	0.5	1,214	528	5.2	6.0	6.1
		DWP GP	1 in 60 miles and 6	210,895	99.6	789	0.4	1,214	528	5.2	6.0	6.1
		DWP GP	1 in 90 miles and 9	210,930	99.6	754	0.4	1,214	528	5.2	6.0	6.1
		DWP OS	1 in 30 miles and 3	151,811	71.7	59,873	28.3	162	45	19.3	21.0	22.3
		DWP OS	1 in 60 miles and 6	195,944	92.6	15,740	7.4	162	45	19.3	21.0	22.3
		DWP OS	1 in 90 miles and 9	209,841	99.1	1,843	0.9	162	45	19.3	21.0	22.3
		DWP ENDO	1 in 30 miles and 3	71,662	33.9	140,022	66.1	12	5	43.3	58.5	58.7
		DWP ENDO	1 in 60 miles and 6	118,832	56.1	92,852	43.9	12	5	43.3	58.5	58.7
		DWP ENDO	1 in 90 miles and 9	158,580	74.9	53,104	25.1	12	5	43.3	58.5	58.7
		DWP PERIO	1 in 30 miles and 3	18,969	9.0	192,715	91.0	11	4	63.7	73.6	81.9
		DWP PERIO	1 in 60 miles and 6	57,784	27.3	153,900	72.7	11	4	63.7	73.6	81.9
		DWP PERIO	1 in 90 miles and 9	116,919	55.2	94,765	44.8	11	4	63.7	73.6	81.9
		DWP PROST	1 in 30 miles and 3	67,208	31.7	144,476	68.3	21	5	52.3	81.5	65.3
		DWP PROST	1 in 60 miles and 6	99,343	46.9	112,341	53.1	21	5	52.3	81.5	65.3
DWP PROST	1 in 90 miles and 9	152,872	72.2	58,812	27.8	21	5	52.3	81.5	65.3		
DWP ORTHO	1 in 30 miles and 3	71,767	33.9	139,917	66.1	14	8	55.5	60.4	65.2		
DWP ORTHO	1 in 60 miles and 6	103,186	48.7	108,498	51.3	14	8	55.5	60.4	65.2		
DWP ORTHO	1 in 90 miles and 9	147,945	69.9	63,739	30.1	14	8	55.5	60.4	65.2		
** DWP Members	141	DWP GP	1 in 30 miles and 3	0	0.0	0	0.0	1,214	528	---	---	---
		DWP GP	1 in 60 miles and 6	0	0.0	0	0.0	1,214	528	---	---	---
		DWP GP	1 in 90 miles and 9	0	0.0	0	0.0	1,214	528	---	---	---
		DWP OS	1 in 30 miles and 3	0	0.0	0	0.0	162	45	---	---	---
		DWP OS	1 in 60 miles and 6	0	0.0	0	0.0	162	45	---	---	---
		DWP OS	1 in 90 miles and 9	0	0.0	0	0.0	162	45	---	---	---
		DWP ENDO	1 in 30 miles and 3	0	0.0	0	0.0	12	5	---	---	---
		DWP ENDO	1 in 60 miles and 6	0	0.0	0	0.0	12	5	---	---	---
		DWP ENDO	1 in 90 miles and 9	0	0.0	0	0.0	12	5	---	---	---
		DWP PERIO	1 in 30 miles and 3	0	0.0	0	0.0	11	4	---	---	---
		DWP PERIO	1 in 60 miles and 6	0	0.0	0	0.0	11	4	---	---	---
		DWP PERIO	1 in 90 miles and 9	0	0.0	0	0.0	11	4	---	---	---
		DWP PROST	1 in 30 miles and 3	0	0.0	0	0.0	21	5	---	---	---
		DWP PROST	1 in 60 miles and 6	0	0.0	0	0.0	21	5	---	---	---
		DWP PROST	1 in 90 miles and 9	0	0.0	0	0.0	21	5	---	---	---
		DWP ORTHO	1 in 30 miles and 3	0	0.0	0	0.0	14	8	---	---	---
		DWP ORTHO	1 in 60 miles and 6	0	0.0	0	0.0	14	8	---	---	---
		DWP ORTHO	1 in 90 miles and 9	0	0.0	0	0.0	14	8	---	---	---

Access Summary By State

October 10, 2018

Access Analysis

DWP Network

Member Group

DWP Members

Provider Group

** These records have been excluded from the analysis because of invalid zip codes.

Key Geographic Areas										
State Name	Member	Provider		With Access		Without Access		Average Distance		Average Time
	#	Name	Standard	#	%	#	%	1	2	1
Iowa	210,432	DWP GP	1 in 60 miles and 60 mins	210,432	100.0	0	0.0	3.2	3.9	3.6
		DWP GP	1 in 90 miles and 90 mins	210,432	100.0	0	0.0	3.2	3.9	3.6
		DWP GP	1 in 30 miles and 30 mins	210,264	99.9	168	0.1	3.2	3.9	3.6
		DWP OS	1 in 90 miles and 90 mins	209,417	99.5	1,015	0.5	17.1	18.8	19.7
		DWP OS	1 in 60 miles and 60 mins	195,597	93.0	14,835	7.0	17.1	18.8	19.7
		DWP ENDO	1 in 90 miles and 90 mins	158,454	75.3	51,978	24.7	41.0	56.1	55.5
		DWP PROST	1 in 90 miles and 90 mins	152,799	72.6	57,633	27.4	49.8	79.1	62.2
		DWP OS	1 in 30 miles and 30 mins	151,536	72.0	58,896	28.0	17.1	18.8	19.7
		DWP ORTHO	1 in 90 miles and 90 mins	147,750	70.2	62,682	29.8	53.2	58.2	62.4
		DWP ENDO	1 in 60 miles and 60 mins	118,792	56.5	91,640	43.5	41.0	56.1	55.5
		DWP PERIO	1 in 90 miles and 90 mins	116,859	55.5	93,573	44.5	61.4	71.3	78.9
		DWP ORTHO	1 in 60 miles and 60 mins	103,027	49.0	107,405	51.0	53.2	58.2	62.4
		DWP PROST	1 in 60 miles and 60 mins	99,342	47.2	111,090	52.8	49.8	79.1	62.2
		DWP ENDO	1 in 30 miles and 30 mins	71,632	34.0	138,800	66.0	41.0	56.1	55.5
		DWP ORTHO	1 in 30 miles and 30 mins	71,625	34.0	138,807	66.0	53.2	58.2	62.4
		DWP PROST	1 in 30 miles and 30 mins	67,208	31.9	143,224	68.1	49.8	79.1	62.2
		DWP PERIO	1 in 60 miles and 60 mins	57,780	27.5	152,652	72.5	61.4	71.3	78.9
		DWP PERIO	1 in 30 miles and 30 mins	18,969	9.0	191,463	91.0	61.4	71.3	78.9
		Illinois	228	DWP GP	1 in 90 miles and 90 mins	153	67.1	75	32.9	50.6
DWP OS	1 in 90 miles and 90 mins			148	64.9	80	35.1	57.2	63.4	73.3
DWP GP	1 in 60 miles and 60 mins			145	63.6	83	36.4	50.6	55.2	66.2
DWP OS	1 in 60 miles and 60 mins			141	61.8	87	38.2	57.2	63.4	73.3
DWP GP	1 in 30 miles and 30 mins			134	58.8	94	41.2	50.6	55.2	66.2
DWP OS	1 in 30 miles and 30 mins			116	50.9	112	49.1	57.2	63.4	73.3
DWP ENDO	1 in 90 miles and 90 mins			59	25.9	169	74.1	120.0	120.0	176.0
DWP PROST	1 in 90 miles and 90 mins			58	25.4	170	74.6	120.0	121.2	177.3
DWP PERIO	1 in 90 miles and 90 mins			40	17.5	188	82.5	121.2	121.2	199.5
DWP ENDO	1 in 60 miles and 60 mins			1	0.4	227	99.6	120.0	120.0	176.0
DWP PERIO	1 in 60 miles and 60 mins			1	0.4	227	99.6	121.2	121.2	199.5
DWP PROST	1 in 60 miles and 60 mins			1	0.4	227	99.6	120.0	121.2	177.3
DWP ENDO	1 in 30 miles and 30 mins			0	0.0	228	100.0	120.0	120.0	176.0
DWP ORTHO	1 in 30 miles and 30 mins			0	0.0	228	100.0	177.9	184.9	216.7
DWP ORTHO	1 in 60 miles and 60 mins			0	0.0	228	100.0	177.9	184.9	216.7
DWP ORTHO	1 in 90 miles and 90 mins			0	0.0	228	100.0	177.9	184.9	216.7
DWP PERIO	1 in 30 miles and 30 mins			0	0.0	228	100.0	121.2	121.2	199.5
DWP PROST	1 in 30 miles and 30 mins	0	0.0	228	100.0	120.0	121.2	177.3		
Nebraska	162	DWP GP	1 in 90 miles and 90 mins	158	97.5	4	2.5	12.9	15.2	15.3
		DWP GP	1 in 60 miles and 60 mins	156	96.3	6	3.7	12.9	15.2	15.3
		DWP OS	1 in 90 miles and 90 mins	155	95.7	7	4.3	18.4	18.4	23.4
		DWP ORTHO	1 in 90 miles and 90 mins	152	93.8	10	6.2	21.0	27.0	27.6

Access Summary By City

October 10, 2018

Access Analysis

DWP Network

Member Group

DWP Members

Provider Group

DWP GP

DWP OS

DWP ENDO

DWP PERIO

DWP PROST

DWP ORTHO

¹ Provider counts represent:

P: Unique providers

L: Unique provider locations

** These records have been excluded from the analysis because of invalid zip codes.

All Members												
Member		Provider		With Access		Without Access		Counts ¹		Average Distance		Average Time
Name	#	Name	Standard	#	%	#	%	P	L	1	2	1
DWP Members	211,684	DWP GP	1 in 30 miles and 5	210,656	99.5	1,028	0.5	1,214	528	5.2	6.0	6.1
		DWP GP	1 in 60 miles and 6	210,895	99.6	789	0.4	1,214	528	5.2	6.0	6.1
		DWP GP	1 in 90 miles and 9	210,930	99.6	754	0.4	1,214	528	5.2	6.0	6.1
		DWP OS	1 in 30 miles and 3	151,811	71.7	59,873	28.3	162	45	19.3	21.0	22.3
		DWP OS	1 in 60 miles and 6	195,944	92.6	15,740	7.4	162	45	19.3	21.0	22.3
		DWP OS	1 in 90 miles and 9	209,841	99.1	1,843	0.9	162	45	19.3	21.0	22.3
		DWP ENDO	1 in 30 miles and 3	71,662	33.9	140,022	66.1	12	5	43.3	58.5	58.7
		DWP ENDO	1 in 60 miles and 6	118,832	56.1	92,852	43.9	12	5	43.3	58.5	58.7
		DWP ENDO	1 in 90 miles and 9	158,580	74.9	53,104	25.1	12	5	43.3	58.5	58.7
		DWP PERIO	1 in 30 miles and 3	18,969	9.0	192,715	91.0	11	4	63.7	73.6	81.9
		DWP PERIO	1 in 60 miles and 6	57,784	27.3	153,900	72.7	11	4	63.7	73.6	81.9
		DWP PERIO	1 in 90 miles and 9	116,919	55.2	94,765	44.8	11	4	63.7	73.6	81.9
		DWP PROST	1 in 30 miles and 3	67,208	31.7	144,476	68.3	21	5	52.3	81.5	65.3
		DWP PROST	1 in 60 miles and 6	99,343	46.9	112,341	53.1	21	5	52.3	81.5	65.3
		DWP PROST	1 in 90 miles and 9	152,872	72.2	58,812	27.8	21	5	52.3	81.5	65.3
		DWP ORTHO	1 in 30 miles and 3	71,767	33.9	139,917	66.1	14	8	55.5	60.4	65.2
		DWP ORTHO	1 in 60 miles and 6	103,186	48.7	108,498	51.3	14	8	55.5	60.4	65.2
		DWP ORTHO	1 in 90 miles and 9	147,945	69.9	63,739	30.1	14	8	55.5	60.4	65.2
** DWP Members	141	DWP GP	1 in 30 miles and 3	0	0.0	0	0.0	1,214	528	---	---	---
		DWP GP	1 in 60 miles and 6	0	0.0	0	0.0	1,214	528	---	---	---
		DWP GP	1 in 90 miles and 9	0	0.0	0	0.0	1,214	528	---	---	---
		DWP OS	1 in 30 miles and 3	0	0.0	0	0.0	162	45	---	---	---
		DWP OS	1 in 60 miles and 6	0	0.0	0	0.0	162	45	---	---	---
		DWP OS	1 in 90 miles and 9	0	0.0	0	0.0	162	45	---	---	---
		DWP ENDO	1 in 30 miles and 3	0	0.0	0	0.0	12	5	---	---	---
		DWP ENDO	1 in 60 miles and 6	0	0.0	0	0.0	12	5	---	---	---
		DWP ENDO	1 in 90 miles and 9	0	0.0	0	0.0	12	5	---	---	---
		DWP PERIO	1 in 30 miles and 3	0	0.0	0	0.0	11	4	---	---	---
		DWP PERIO	1 in 60 miles and 6	0	0.0	0	0.0	11	4	---	---	---
		DWP PERIO	1 in 90 miles and 9	0	0.0	0	0.0	11	4	---	---	---
		DWP PROST	1 in 30 miles and 3	0	0.0	0	0.0	21	5	---	---	---
		DWP PROST	1 in 60 miles and 6	0	0.0	0	0.0	21	5	---	---	---
		DWP PROST	1 in 90 miles and 9	0	0.0	0	0.0	21	5	---	---	---
		DWP ORTHO	1 in 30 miles and 3	0	0.0	0	0.0	14	8	---	---	---
		DWP ORTHO	1 in 60 miles and 6	0	0.0	0	0.0	14	8	---	---	---
		DWP ORTHO	1 in 90 miles and 9	0	0.0	0	0.0	14	8	---	---	---

Access Summary By City

October 10, 2018

Access Analysis

DWP Network

Member Group

DWP Members

Provider Group

** These records have been excluded from the analysis because of invalid zip codes.

Key Geographic Areas												
City	Member	Provider		With Access		Without Access		Average Distance		Average Time		
	#	Name	Standard	#	%	#	%	1	2	1		
Des Moines, IA	23,556	DWP GP	1 in 30 miles and 30 mins	23,556	100.0	0	0.0	0.8	1.0	1.3		
		DWP GP	1 in 60 miles and 60 mins	23,556	100.0	0	0.0	0.8	1.0	1.3		
		DWP GP	1 in 90 miles and 90 mins	23,556	100.0	0	0.0	0.8	1.0	1.3		
		DWP OS	1 in 90 miles and 90 mins	23,556	100.0	0	0.0	2.7	3.6	4.2		
		DWP ORTHO	1 in 90 miles and 90 mins	23,555	99.9	1	0.1	4.3	4.3	6.7		
		DWP ENDO	1 in 90 miles and 90 mins	23,554	99.9	2	0.1	4.2	4.2	7.4		
		DWP OS	1 in 60 miles and 60 mins	23,553	99.9	3	0.1	2.7	3.6	4.2		
		DWP PROST	1 in 90 miles and 90 mins	23,553	99.9	3	0.1	5.3	77.4	7.9		
		DWP ORTHO	1 in 60 miles and 60 mins	23,552	99.9	4	0.1	4.3	4.3	6.7		
		DWP PROST	1 in 60 miles and 60 mins	23,548	99.9	8	0.1	5.3	77.4	7.9		
		DWP ENDO	1 in 60 miles and 60 mins	23,546	99.9	10	0.1	4.2	4.2	7.4		
		DWP OS	1 in 30 miles and 30 mins	23,546	99.9	10	0.1	2.7	3.6	4.2		
		DWP ORTHO	1 in 30 miles and 30 mins	23,544	99.9	12	0.1	4.3	4.3	6.7		
		DWP ENDO	1 in 30 miles and 30 mins	23,543	99.9	13	0.1	4.2	4.2	7.4		
		DWP PROST	1 in 30 miles and 30 mins	23,543	99.9	13	0.1	5.3	77.4	7.9		
		Cedar Rapids, IA	11,043	DWP PERIO	1 in 90 miles and 90 mins	6,570	27.9	16,986	72.1	74.1	77.1	97.3
				DWP PERIO	1 in 60 miles and 60 mins	3	0.1	23,553	99.9	74.1	77.1	97.3
DWP PERIO	1 in 30 miles and 30 mins			0	0.0	23,556	100.0	74.1	77.1	97.3		
DWP ENDO	1 in 90 miles and 90 mins			11,043	100.0	0	0.0	3.8	3.8	4.7		
DWP GP	1 in 30 miles and 30 mins			11,043	100.0	0	0.0	1.4	1.6	1.6		
DWP GP	1 in 60 miles and 60 mins			11,043	100.0	0	0.0	1.4	1.6	1.6		
DWP GP	1 in 90 miles and 90 mins			11,043	100.0	0	0.0	1.4	1.6	1.6		
DWP ORTHO	1 in 90 miles and 90 mins			11,043	100.0	0	0.0	65.5	76.4	74.7		
DWP OS	1 in 30 miles and 30 mins			11,043	100.0	0	0.0	2.5	2.6	2.9		
DWP OS	1 in 60 miles and 60 mins			11,043	100.0	0	0.0	2.5	2.6	2.9		
Davenport, IA	11,000	DWP OS	1 in 90 miles and 90 mins	11,043	100.0	0	0.0	2.5	2.6	2.9		
		DWP PROST	1 in 90 miles and 90 mins	11,043	100.0	0	0.0	5.6	26.0	6.9		
		DWP ENDO	1 in 60 miles and 60 mins	11,041	99.9	2	0.1	3.8	3.8	4.7		
		DWP PROST	1 in 60 miles and 60 mins	11,039	99.9	4	0.1	5.6	26.0	6.9		
		DWP ENDO	1 in 30 miles and 30 mins	11,038	99.9	5	0.1	3.8	3.8	4.7		
		DWP PERIO	1 in 60 miles and 60 mins	11,038	99.9	5	0.1	26.1	26.1	39.6		
		DWP PERIO	1 in 90 miles and 90 mins	11,038	99.9	5	0.1	26.1	26.1	39.6		
		DWP PROST	1 in 30 miles and 30 mins	11,038	99.9	5	0.1	5.6	26.0	6.9		
		DWP PERIO	1 in 30 miles and 30 mins	87	0.8	10,956	99.2	26.1	26.1	39.6		
		DWP ORTHO	1 in 30 miles and 30 mins	0	0.0	11,043	100.0	65.5	76.4	74.7		
		DWP ORTHO	1 in 60 miles and 60 mins	0	0.0	11,043	100.0	65.5	76.4	74.7		
		DWP GP	1 in 30 miles and 30 mins	11,000	100.0	0	0.0	1.4	1.6	1.6		
		DWP GP	1 in 60 miles and 60 mins	11,000	100.0	0	0.0	1.4	1.6	1.6		
DWP GP	1 in 90 miles and 90 mins	11,000	100.0	0	0.0	1.4	1.6	1.6				
DWP OS	1 in 60 miles and 60 mins	11,000	100.0	0	0.0	2.9	4.7	4.0				