

Network Access Analysis

hawk-i

Delta Dental of Iowa

October 10, 2018

Contents

Report Contents

Access Overview 30 Miles	3
<i>hawk Members: hawk GP, hawk Members: hawk OS, hawk Members: hawk Endo, hawk Members: hawk Ortho, hawk Members: hawk Perio, hawk Members: hawk Prost</i>	
Access Overview 60 Miles	9
<i>hawk Members: hawk GP, hawk Members: hawk OS, hawk Members: hawk Endo, hawk Members: hawk Ortho, hawk Members: hawk Perio, hawk Members: hawk Prost</i>	
Access Overview 90 Miles	15
<i>hawk Members: hawk GP, hawk Members: hawk OS, hawk Members: hawk Endo, hawk Members: hawk Ortho, hawk Members: hawk Perio, hawk Members: hawk Prost</i>	
hawk-i GP Access Map	21
hawk-i Oral Surgeon Access Map	22
hawk-i Endodontist Access Map	23
hawk-i Orthodontist Access Map	24
hawk-i Periodontist Access Map	25
hawk-i Prothodontist Access Map	26
Access Summary By State Name	27
Access Summary By City	28

Access Overview 30 Miles

October 10, 2018

Access Analysis

hawki

Member / Provider Groups

hawki Members

hawki GP


Comparison Graph

Percent of members with access to a choice of providers over miles

- 1st closest
- 2nd closest

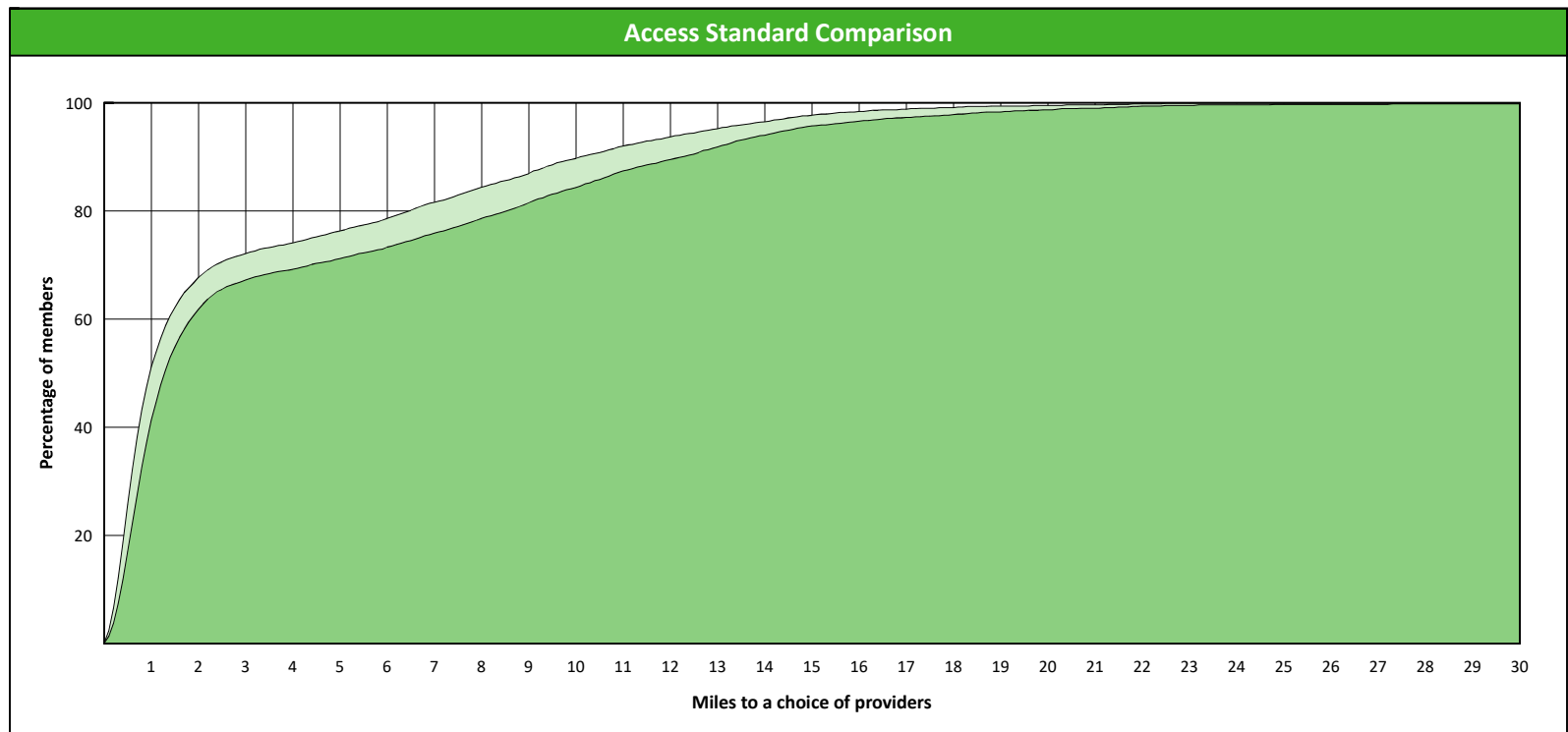
¹ The Access Standard is defined as (hawki Members) members accessing:

- 1 (hawki GP) provider in 30 miles and 30 minutes



Distances/Times

	Average
Distance/Time to 1st closest provider	3.4 miles 3.8 mins
Distance/Time to 2nd closest provider	4.3 miles 4.7 mins



Access Overview 30 Miles

October 10, 2018

Access Analysis

hawki

Member / Provider Groups

hawki Members

hawki OS

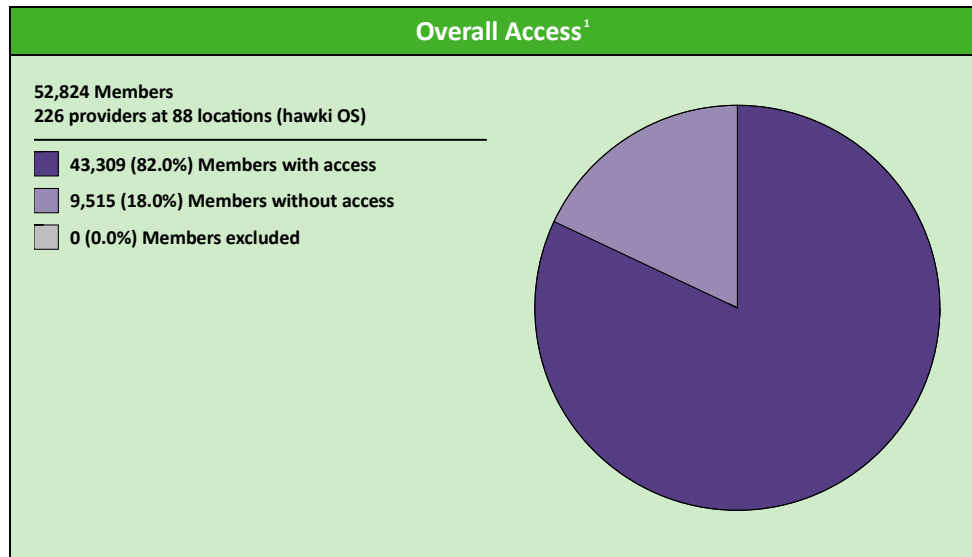
Comparison Graph

Percent of members with access to a choice of providers over miles

- 1st closest
- 2nd closest

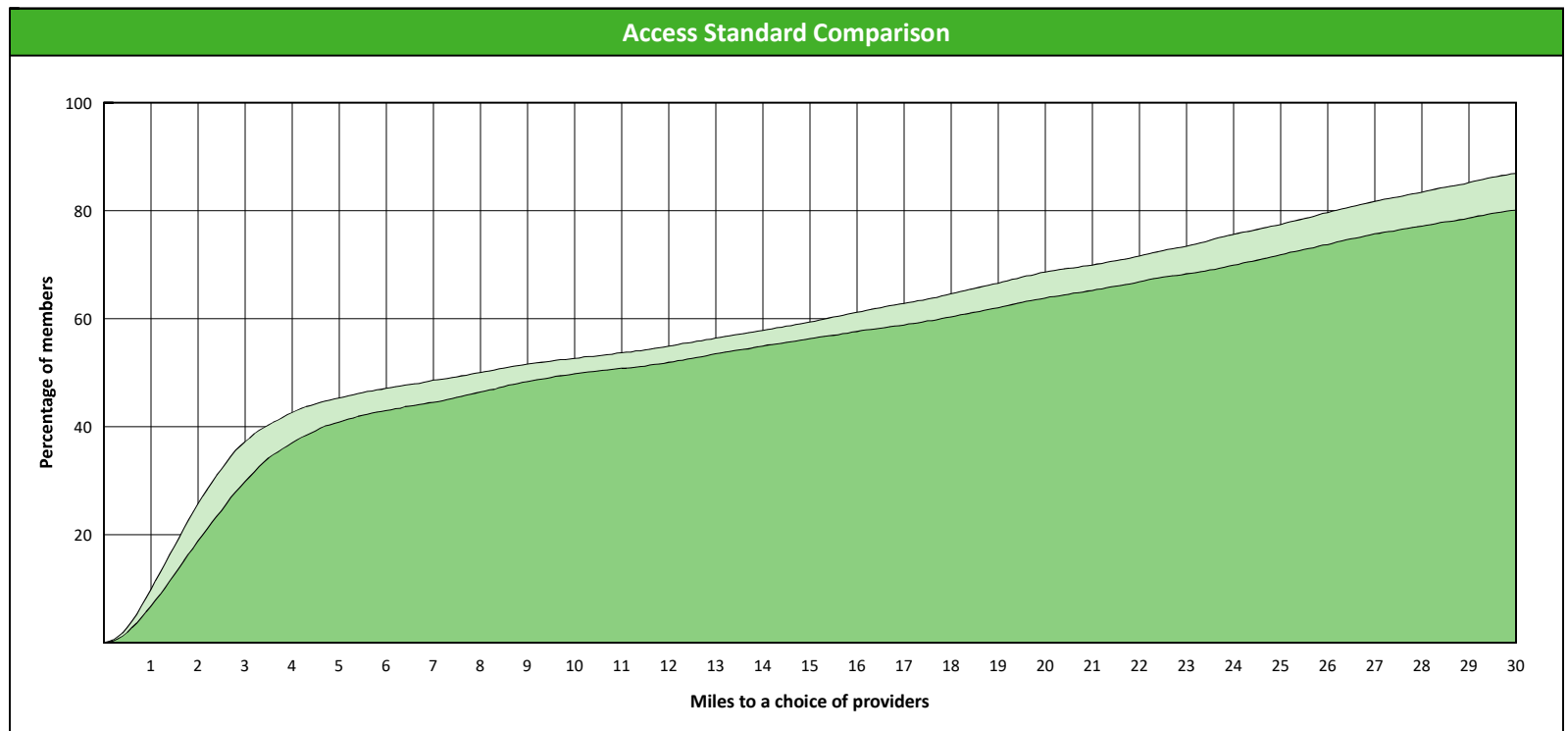
¹ The Access Standard is defined as (hawki Members) members accessing:

- 1 (hawki OS) provider in 30 miles and 30 minutes



Distances/Times

	Average
Distance/Time to 1st closest provider	14.1 miles 15.8 mins
Distance/Time to 2nd closest provider	16.9 miles 18.9 mins



Access Overview 30 Miles

October 10, 2018

Access Analysis

hawki

Member / Provider Groups

hawki Members

hawki Endo


Comparison Graph

Percent of members with access to a choice of providers over miles

- 1st closest
- 2nd closest

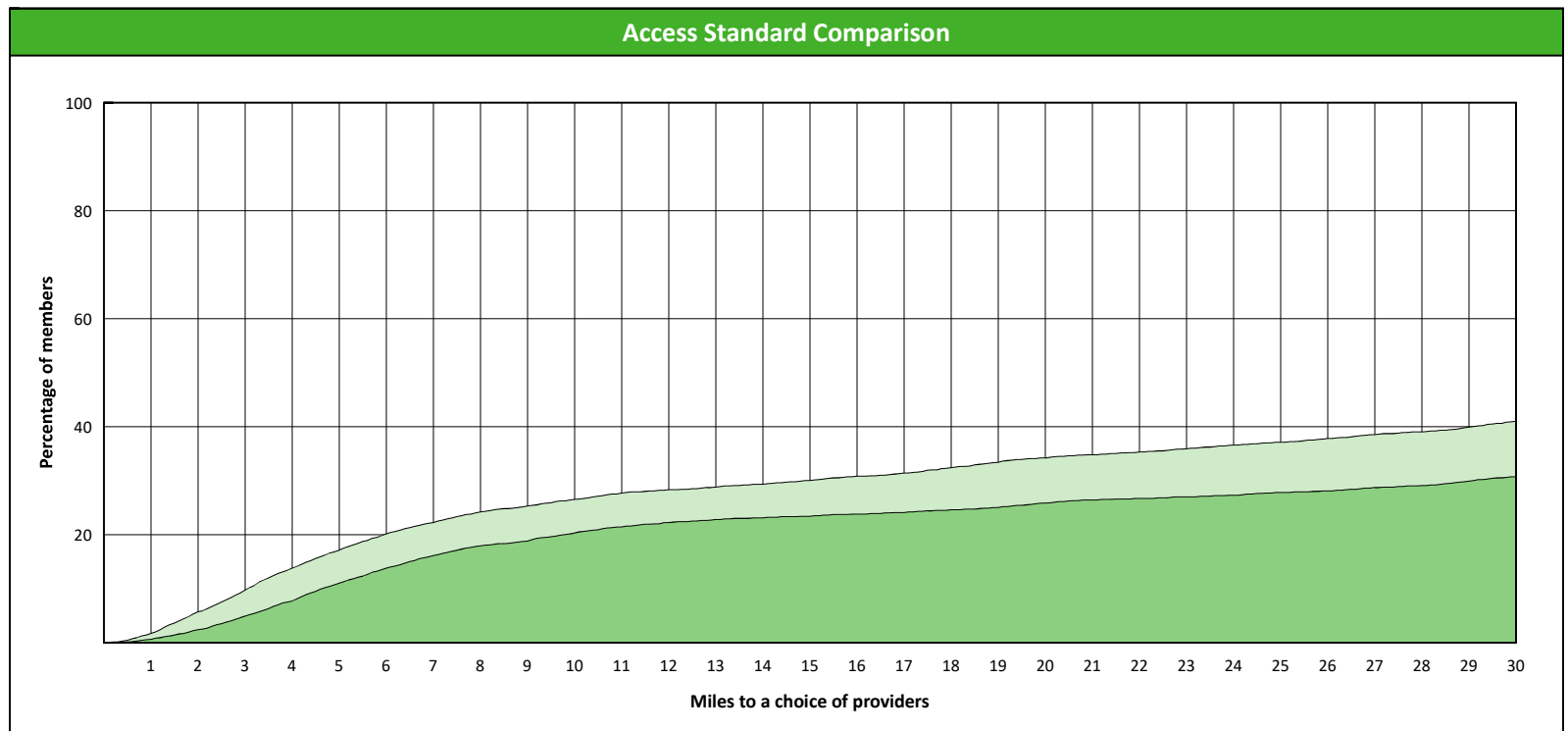
¹ The Access Standard is defined as (hawki Members) members accessing:

- 1 (hawki Endo) provider in 30 miles and 30 minutes



Distances/Times

	Average
Distance/Time to 1st closest provider	39.1 miles 47.3 mins
Distance/Time to 2nd closest provider	49.5 miles 61.4 mins



Access Overview 30 Miles

October 10, 2018

Access Analysis

hawki

Member / Provider Groups

hawki Members

hawki Ortho

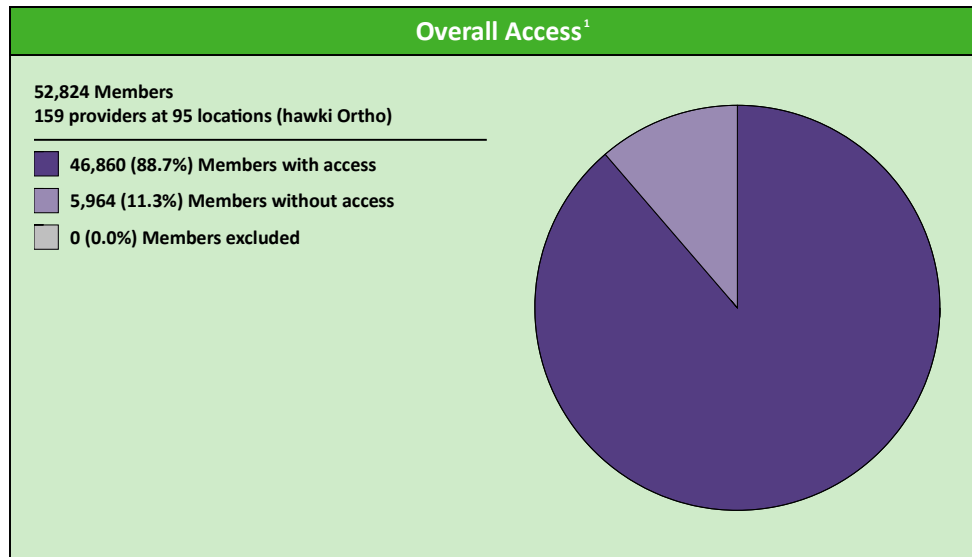
Comparison Graph

Percent of members with access to a choice of providers over miles

- 1st closest
- 2nd closest

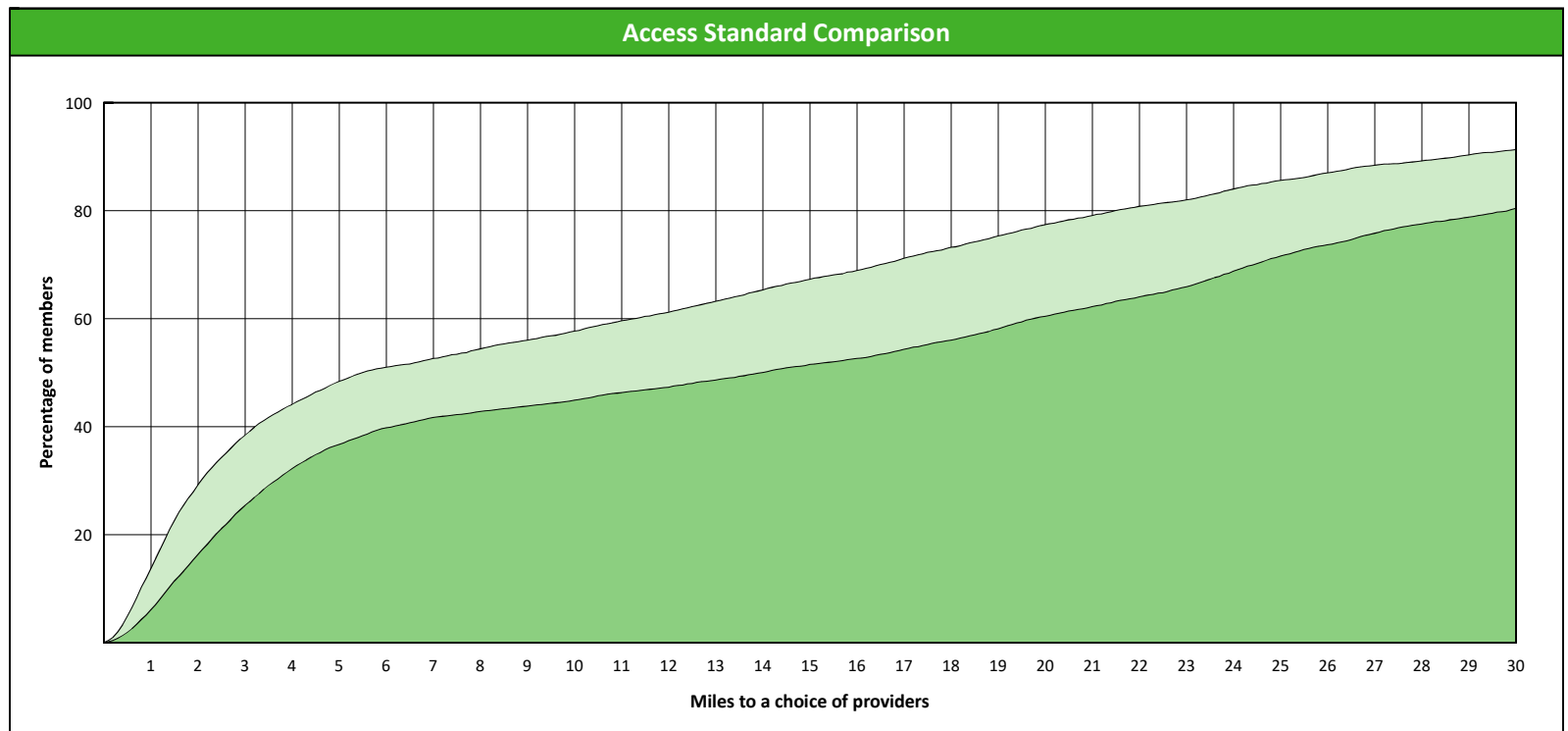
¹ The Access Standard is defined as (hawki Members) members accessing:

1 (hawki Ortho) provider in 30 miles and 30 minutes



Distances/Times

	Average
Distance/Time to 1st closest provider	11.9 miles 13.2 mins
Distance/Time to 2nd closest provider	17.2 miles 19.1 mins



Access Overview 30 Miles

October 10, 2018

Access Analysis

hawki

Member / Provider Groups

hawki Members

hawki Perio


Comparison Graph

Percent of members with access to a choice of providers over miles

- 1st closest
- 2nd closest

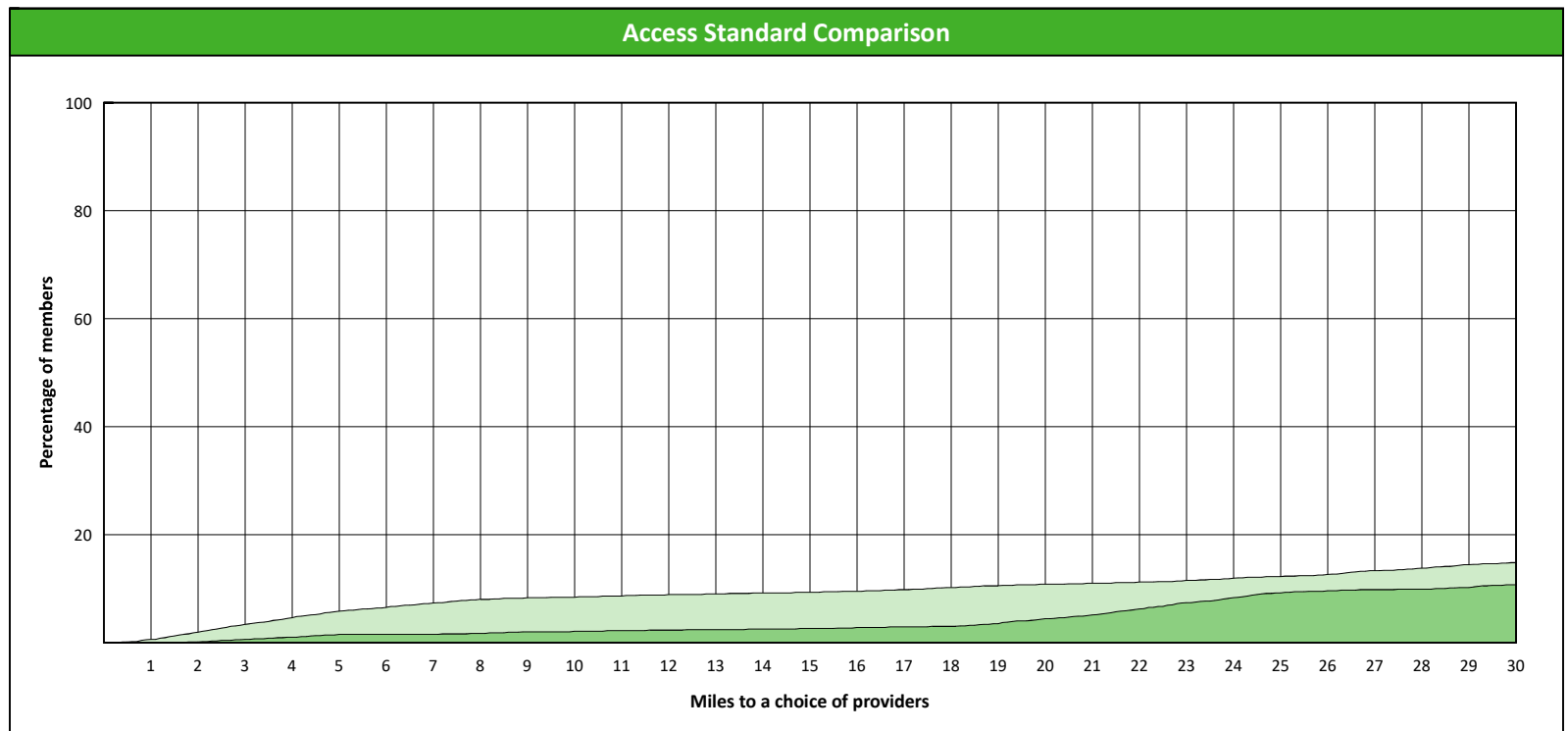
¹ The Access Standard is defined as (hawki Members) members accessing:

- 1 (hawki Perio) provider in 30 miles and 30 minutes



Distances/Times

	Average
Distance/Time to 1st closest provider	107.3 miles 128.3 mins
Distance/Time to 2nd closest provider	116.6 miles 139.6 mins



Access Overview 30 Miles

October 10, 2018

Access Analysis

hawki

Member / Provider Groups

hawki Members

hawki Prost


Comparison Graph

Percent of members with access to a choice of providers over miles

- 1st closest
- 2nd closest

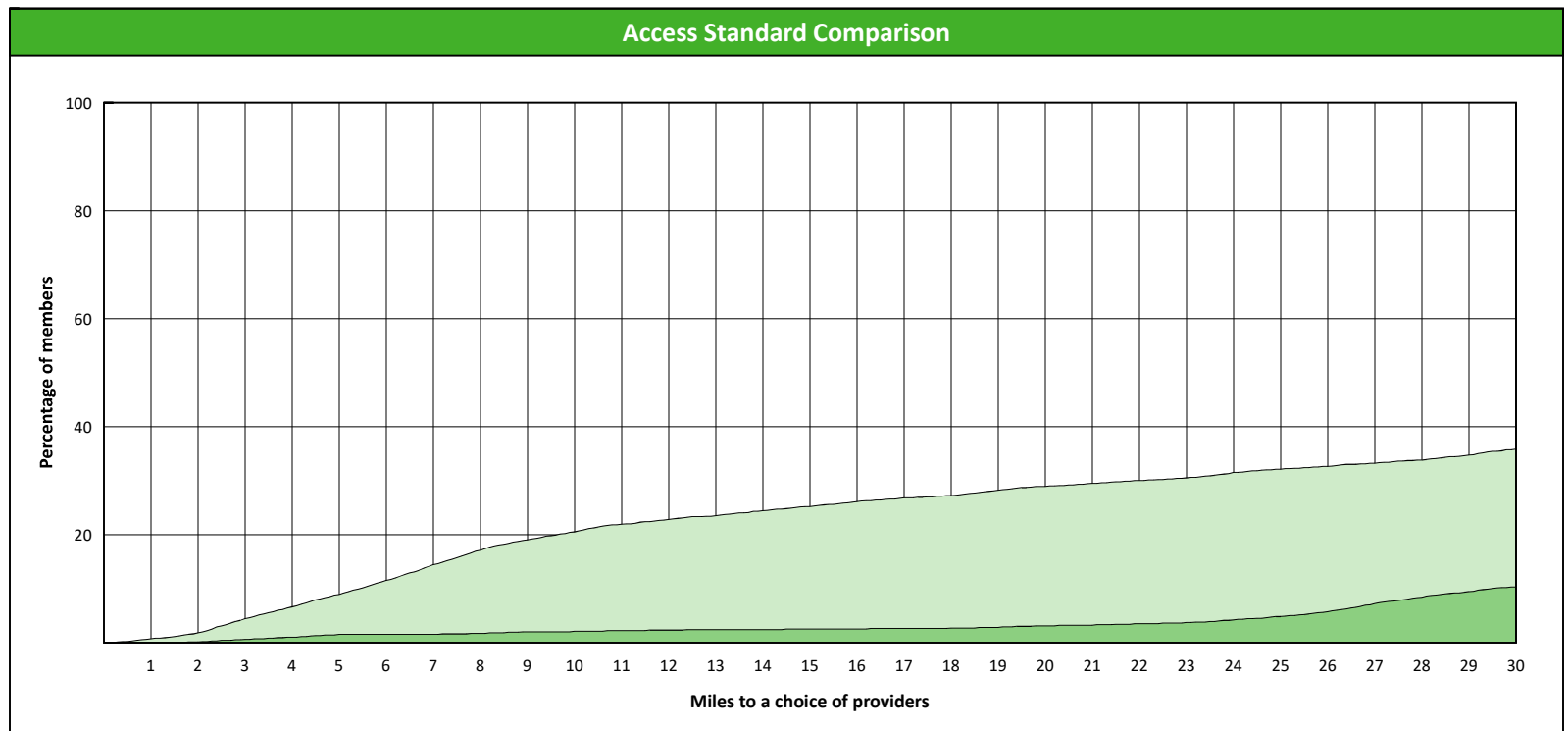
¹ The Access Standard is defined as (hawki Members) members accessing:

- 1 (hawki Prost) provider in 30 miles and 30 minutes



Distances/Times

	Average
Distance/Time to 1st closest provider	51.3 miles 61.3 mins
Distance/Time to 2nd closest provider	83.2 miles 102.3 mins



Access Overview 60 Miles

October 10, 2018

Access Analysis

hawki

Member / Provider Groups

hawki Members

hawki GP

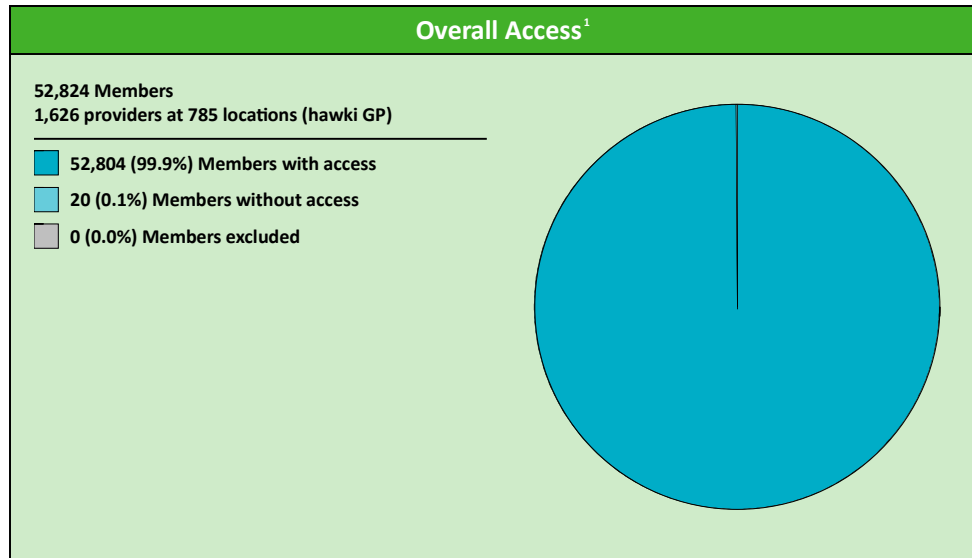
Comparison Graph

Percent of members with access to a choice of providers over miles

- 1st closest
- 2nd closest

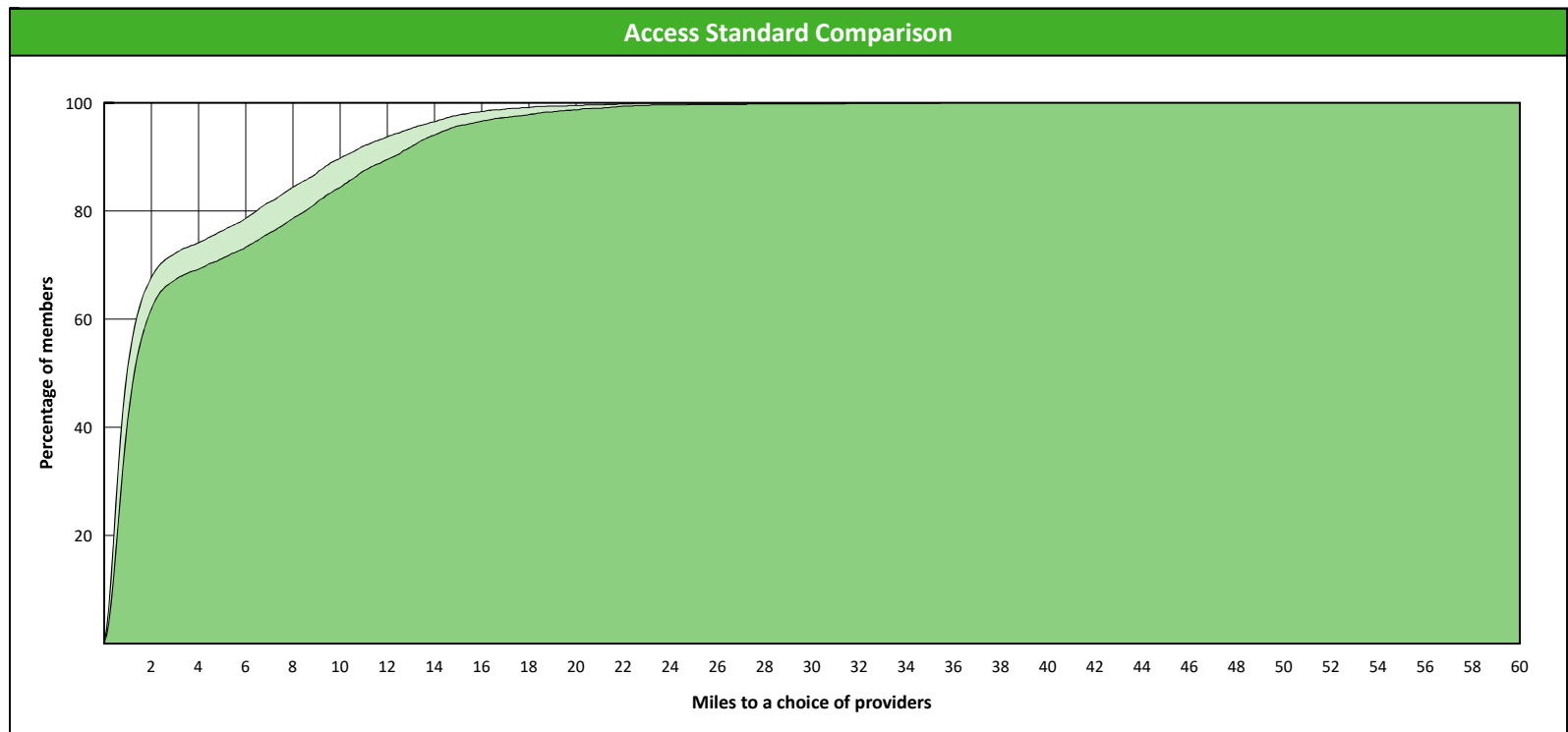
¹ The Access Standard is defined as (hawki Members) members accessing:

- 1 (hawki GP) provider in 60 miles and 60 minutes



Distances/Times

	Average
Distance/Time to 1st closest provider	3.4 miles 3.8 mins
Distance/Time to 2nd closest provider	4.3 miles 4.7 mins



Access Overview 60 Miles

October 10, 2018

Access Analysis

hawki

Member / Provider Groups

hawki Members

hawki OS


Comparison Graph

Percent of members with access to a choice of providers over miles

- 1st closest
- 2nd closest

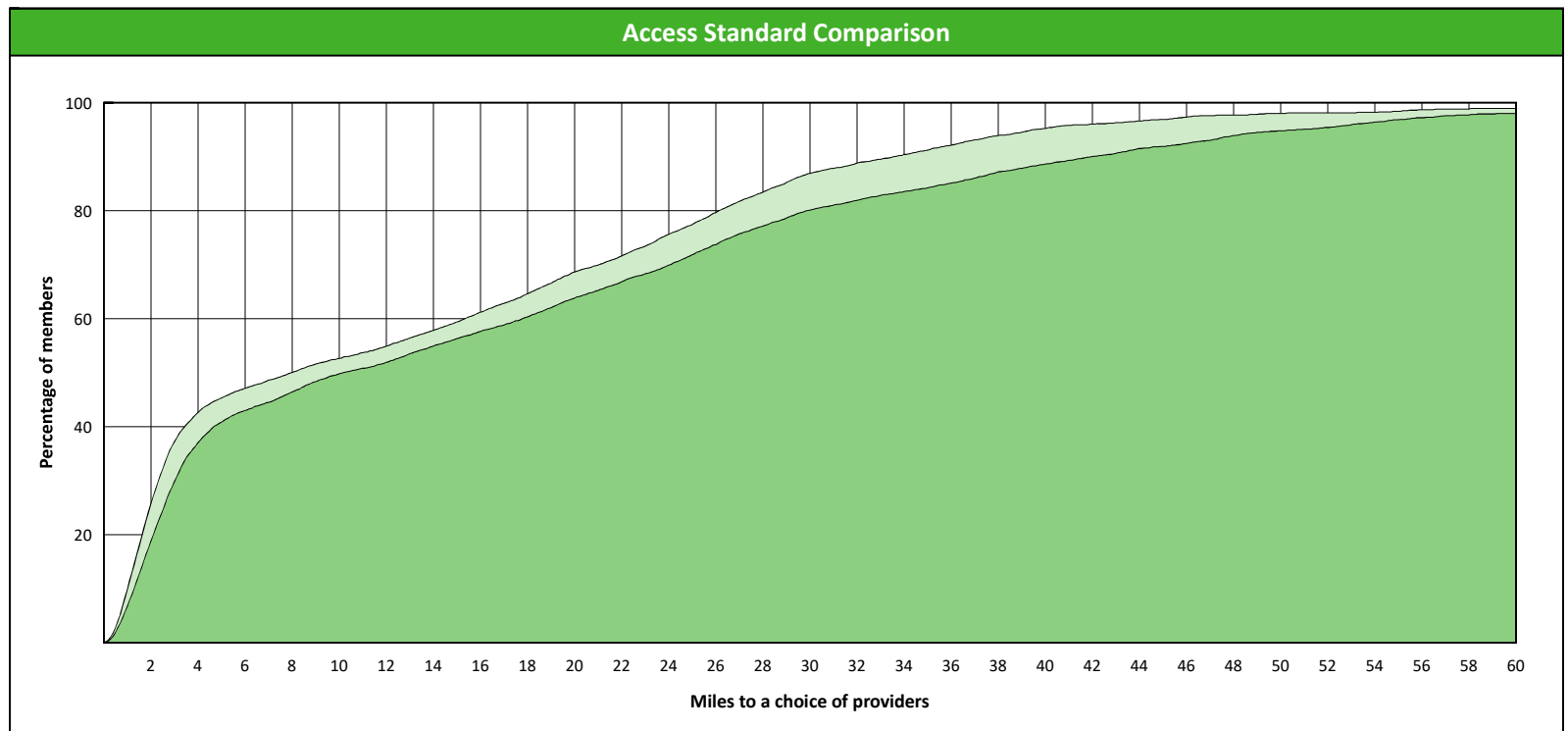
¹ The Access Standard is defined as (hawki Members) members accessing:

- 1 (hawki OS) provider in 60 miles and 60 minutes



Distances/Times

	Average
Distance/Time to 1st closest provider	14.1 miles 15.8 mins
Distance/Time to 2nd closest provider	16.9 miles 18.9 mins



Access Overview 60 Miles

October 10, 2018

Access Analysis

hawki

Member / Provider Groups

hawki Members

hawki Endo


Comparison Graph

Percent of members with access to a choice of providers over miles

- 1st closest
- 2nd closest

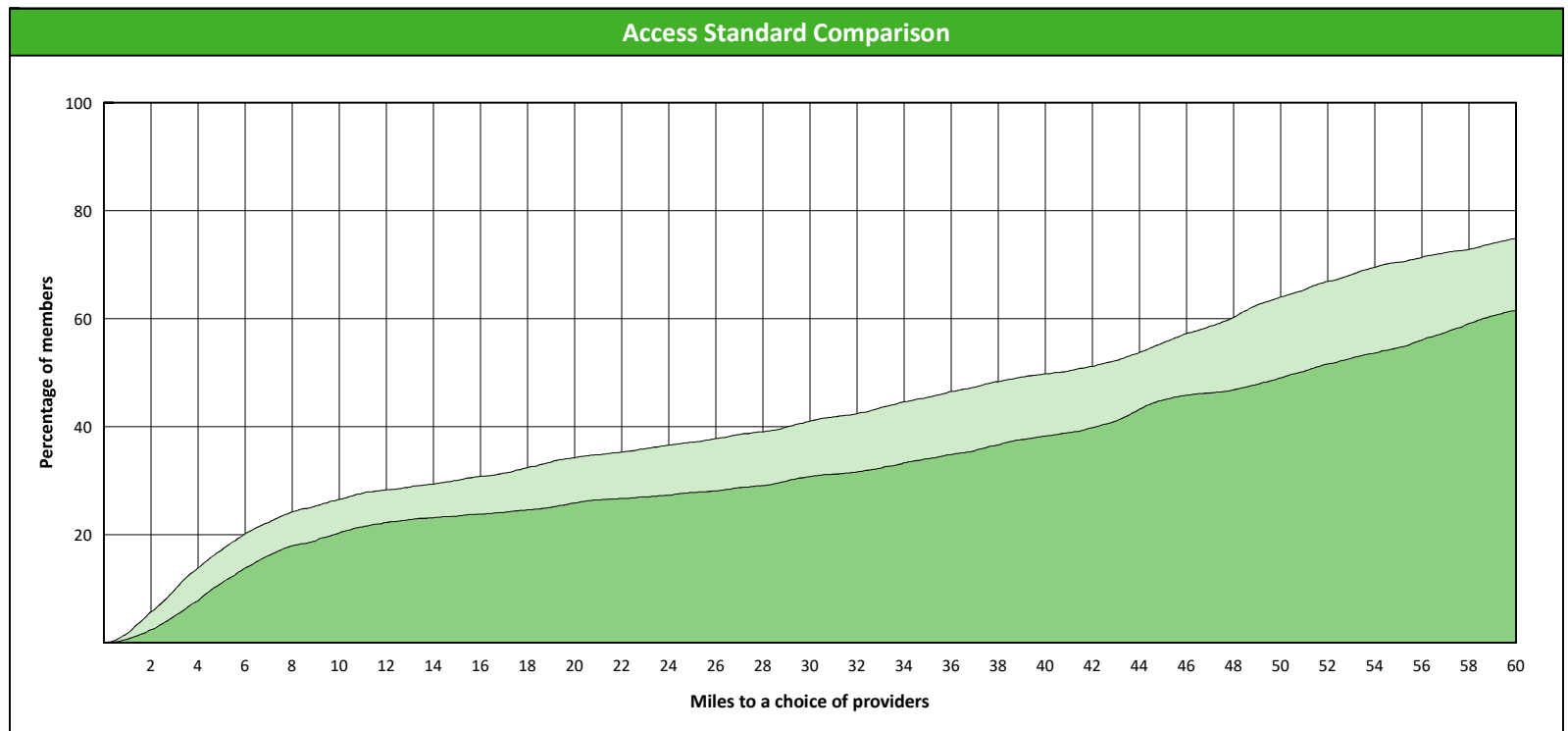
¹ The Access Standard is defined as (hawki Members) members accessing:

- 1 (hawki Endo) provider in 60 miles and 60 minutes



Distances/Times

	Average
Distance/Time to 1st closest provider	39.1 miles 47.3 mins
Distance/Time to 2nd closest provider	49.5 miles 61.4 mins



Access Overview 60 Miles

October 10, 2018

Access Analysis

hawki

Member / Provider Groups

hawki Members

hawki Ortho


Comparison Graph

Percent of members with access to a choice of providers over miles

- 1st closest
- 2nd closest

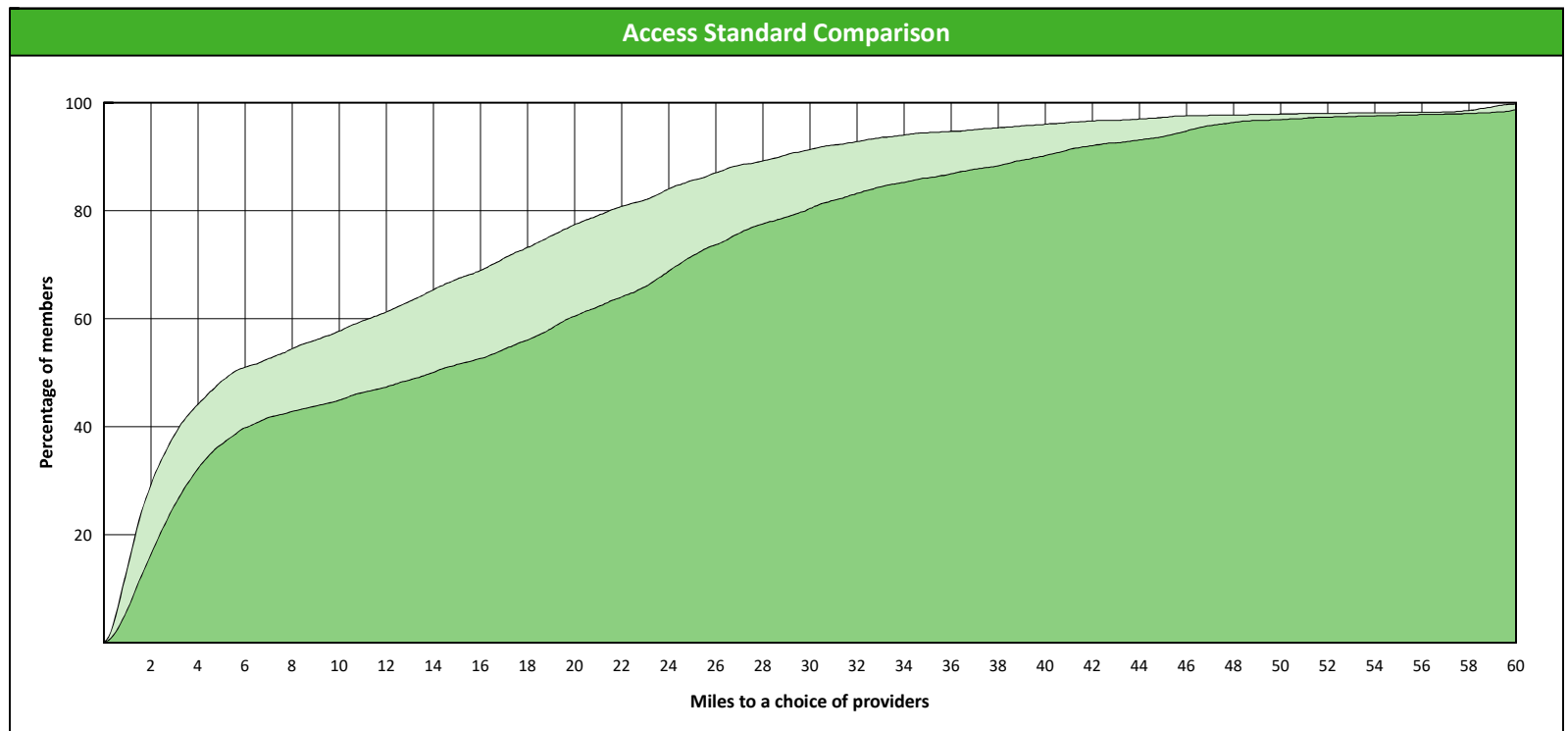
¹ The Access Standard is defined as (hawki Members) members accessing:

1 (hawki Ortho) provider in 60 miles and 60 minutes



Distances/Times

	Average
Distance/Time to 1st closest provider	11.9 miles 13.2 mins
Distance/Time to 2nd closest provider	17.2 miles 19.1 mins



Access Overview 60 Miles

October 10, 2018

Access Analysis

hawki

Member / Provider Groups

hawki Members

hawki Perio


Comparison Graph

Percent of members with access to a choice of providers over miles

- 1st closest
- 2nd closest

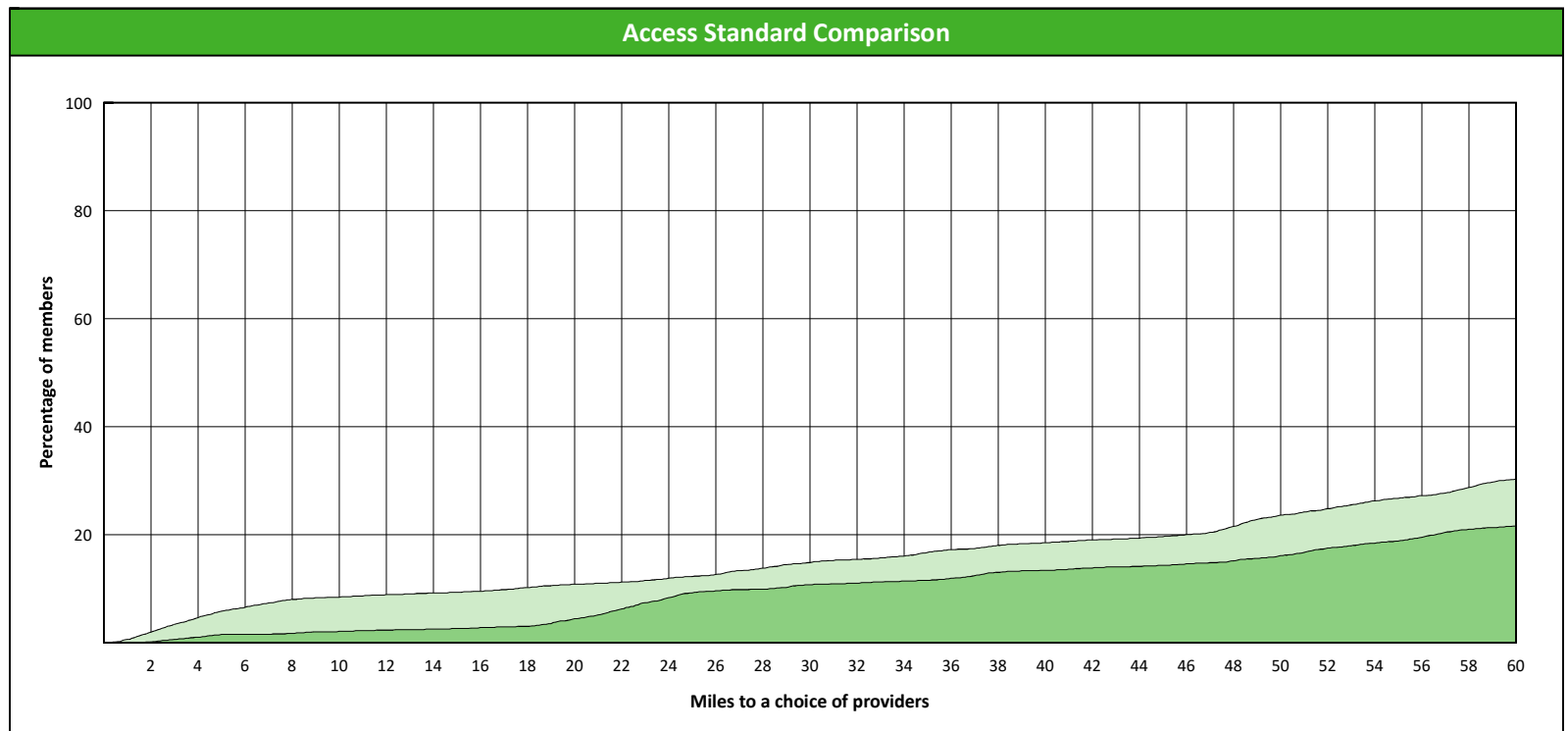
¹ The Access Standard is defined as (hawki Members) members accessing:

- 1 (hawki Perio) provider in 60 miles and 60 minutes



Distances/Times

	Average
Distance/Time to 1st closest provider	107.3 miles 128.3 mins
Distance/Time to 2nd closest provider	116.6 miles 139.6 mins



Access Overview 60 Miles

October 10, 2018

Access Analysis

hawki

Member / Provider Groups

hawki Members

hawki Prost


Comparison Graph

Percent of members with access to a choice of providers over miles

- 1st closest
- 2nd closest

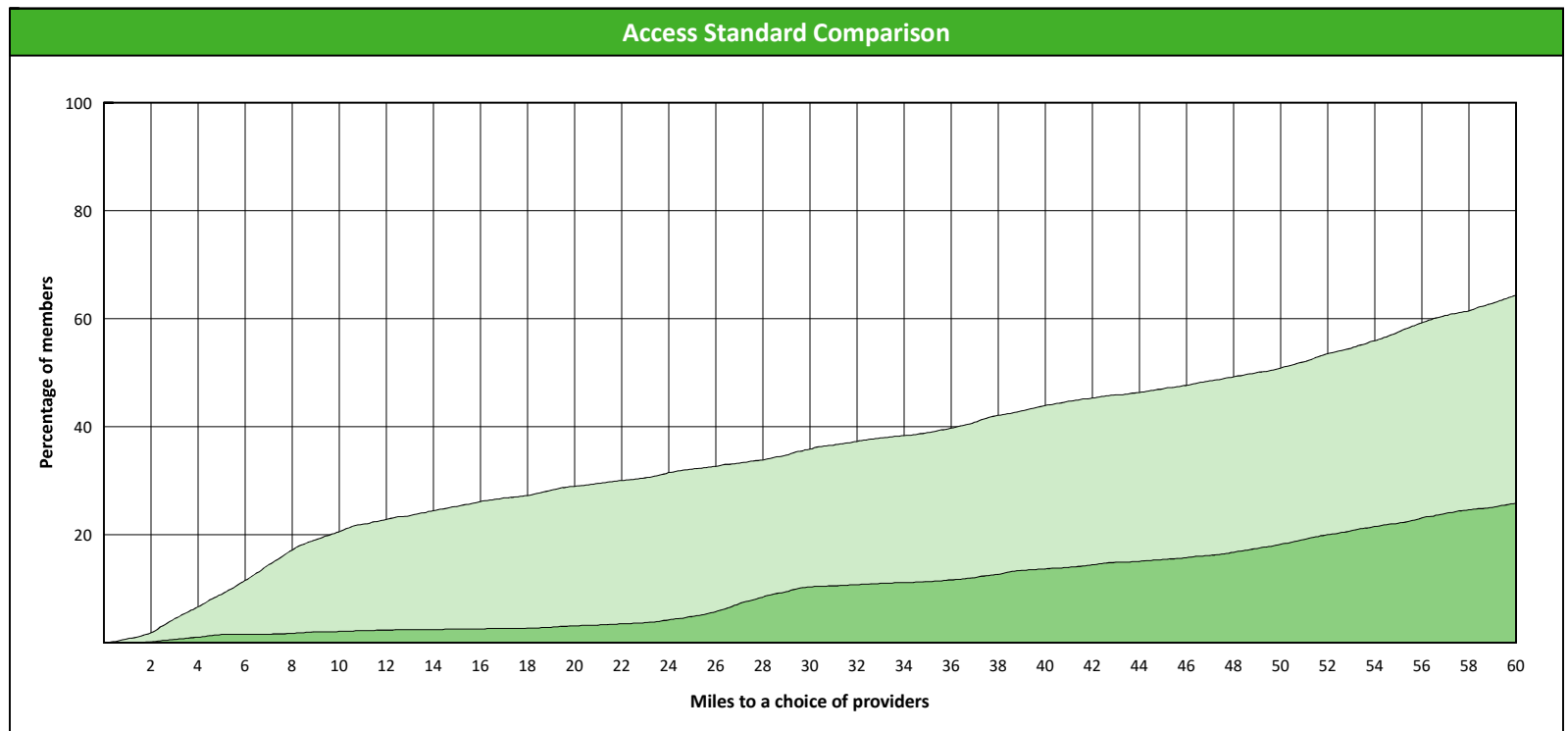
¹ The Access Standard is defined as (hawki Members) members accessing:

- 1 (hawki Prost) provider in 60 miles and 60 minutes



Distances/Times

	Average
Distance/Time to 1st closest provider	51.3 miles 61.3 mins
Distance/Time to 2nd closest provider	83.2 miles 102.3 mins



Access Overview 90 Miles

October 10, 2018

Access Analysis

hawki

Member / Provider Groups

hawki Members

hawki GP


Comparison Graph

Percent of members with access to a choice of providers over miles

- 1st closest
- 2nd closest

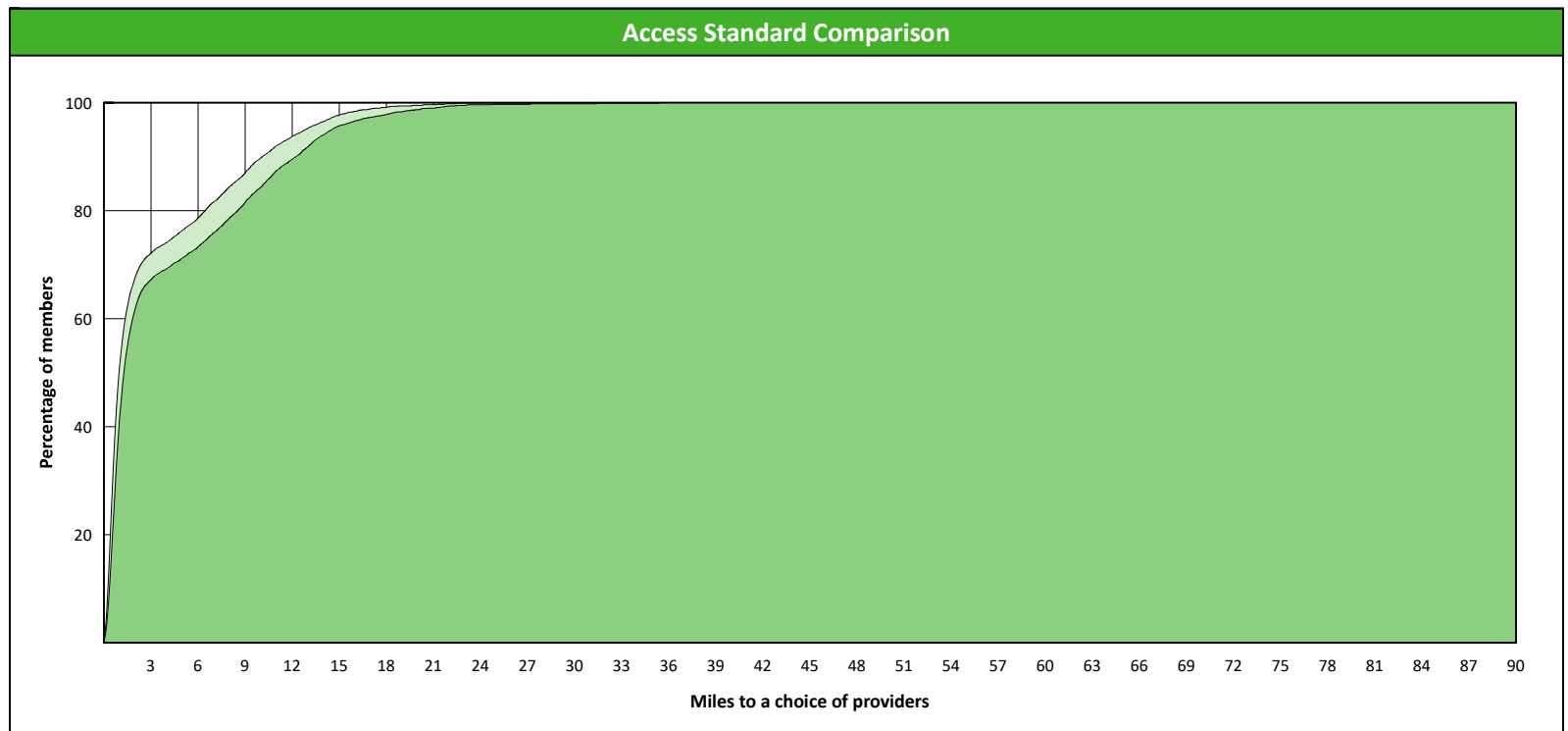
¹ The Access Standard is defined as (hawki Members) members accessing:

- 1 (hawki GP) provider in 90 miles and 90 minutes



Distances/Times

	Average
Distance/Time to 1st closest provider	3.4 miles 3.8 mins
Distance/Time to 2nd closest provider	4.3 miles 4.7 mins



Access Overview 90 Miles

October 10, 2018

Access Analysis

hawki

Member / Provider Groups

hawki Members

hawki OS


Comparison Graph

Percent of members with access to a choice of providers over miles

- 1st closest
- 2nd closest

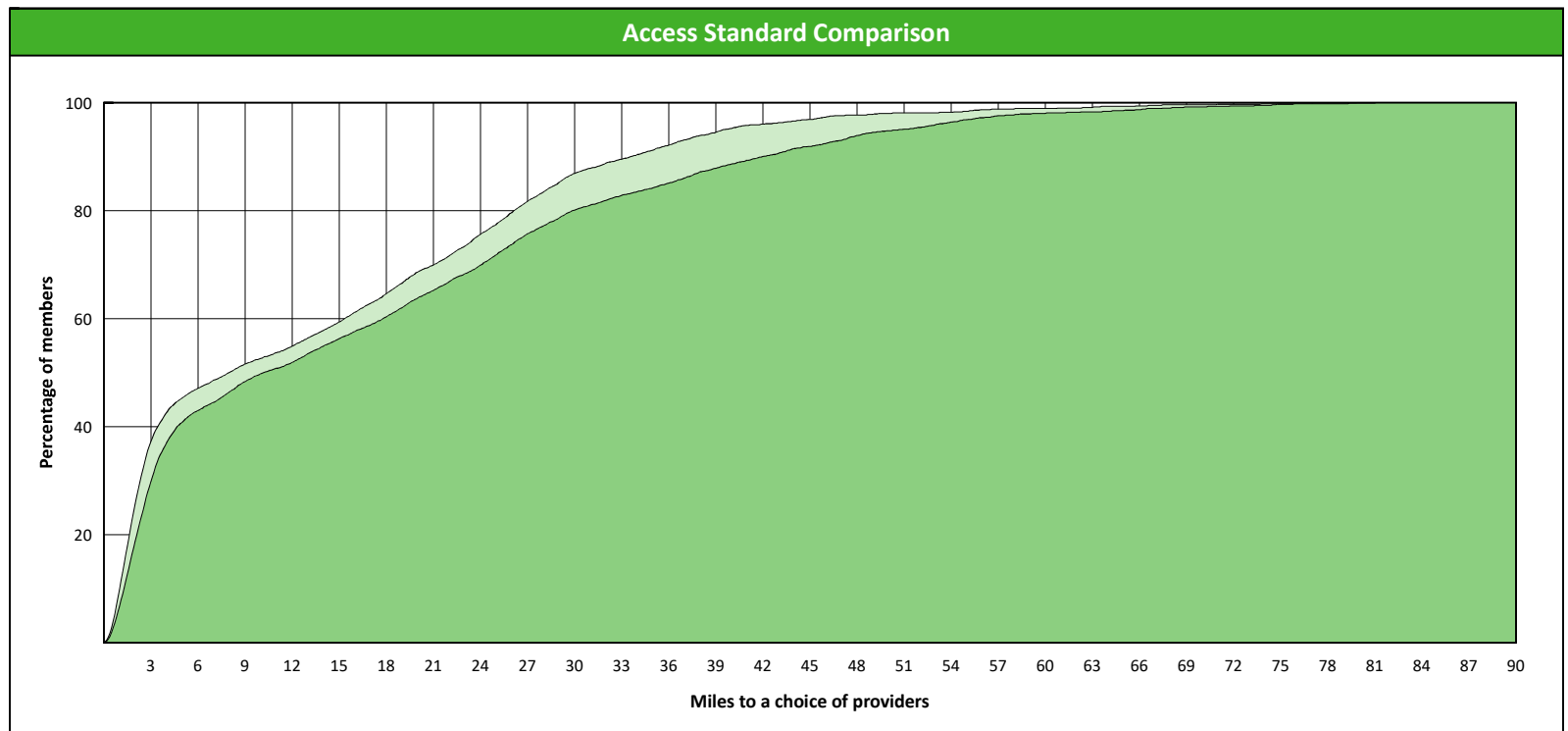
¹ The Access Standard is defined as (hawki Members) members accessing:

- 1 (hawki OS) provider in 90 miles and 90 minutes



Distances/Times

	Average
Distance/Time to 1st closest provider	14.1 miles 15.8 mins
Distance/Time to 2nd closest provider	16.9 miles 18.9 mins



Access Overview 90 Miles

October 10, 2018

Access Analysis

hawki

Member / Provider Groups

hawki Members

hawki Endo

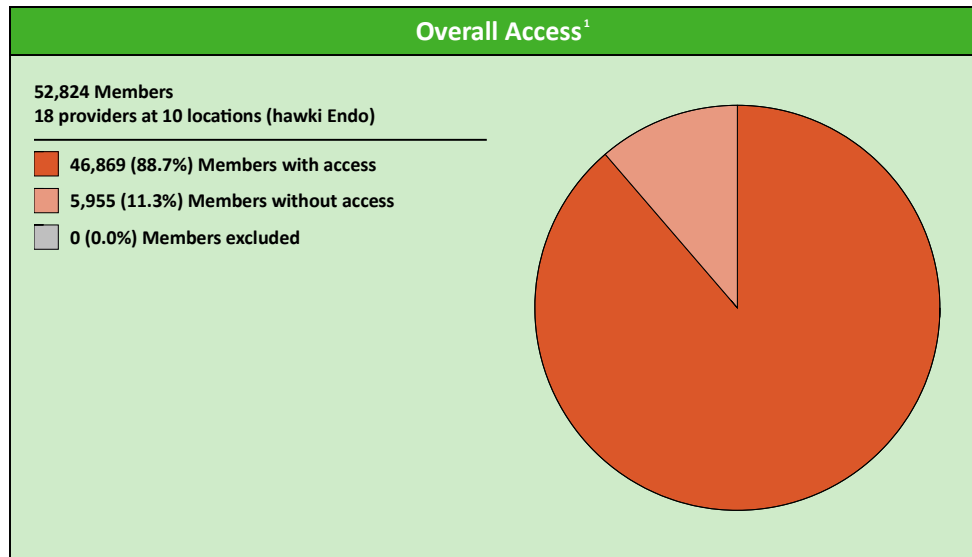
Comparison Graph

Percent of members with access to a choice of providers over miles

- 1st closest
- 2nd closest

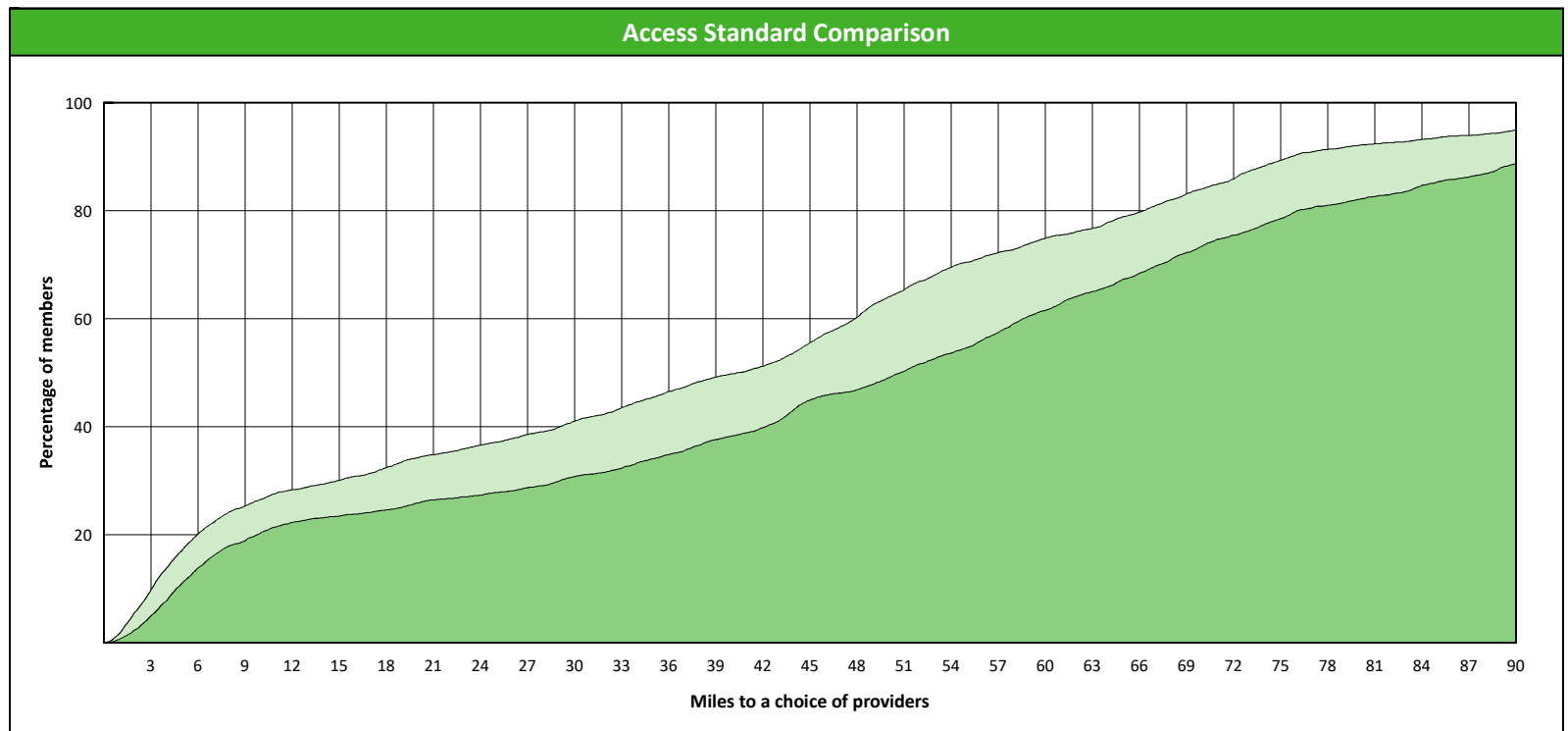
¹ The Access Standard is defined as (hawki Members) members accessing:

- 1 (hawki Endo) provider in 90 miles and 90 minutes



Distances/Times

	Average
Distance/Time to 1st closest provider	39.1 miles 47.3 mins
Distance/Time to 2nd closest provider	49.5 miles 61.4 mins



Access Overview 90 Miles

October 10, 2018

Access Analysis

hawki

Member / Provider Groups

hawki Members

hawki Ortho


Comparison Graph

Percent of members with access to a choice of providers over miles

- 1st closest
- 2nd closest

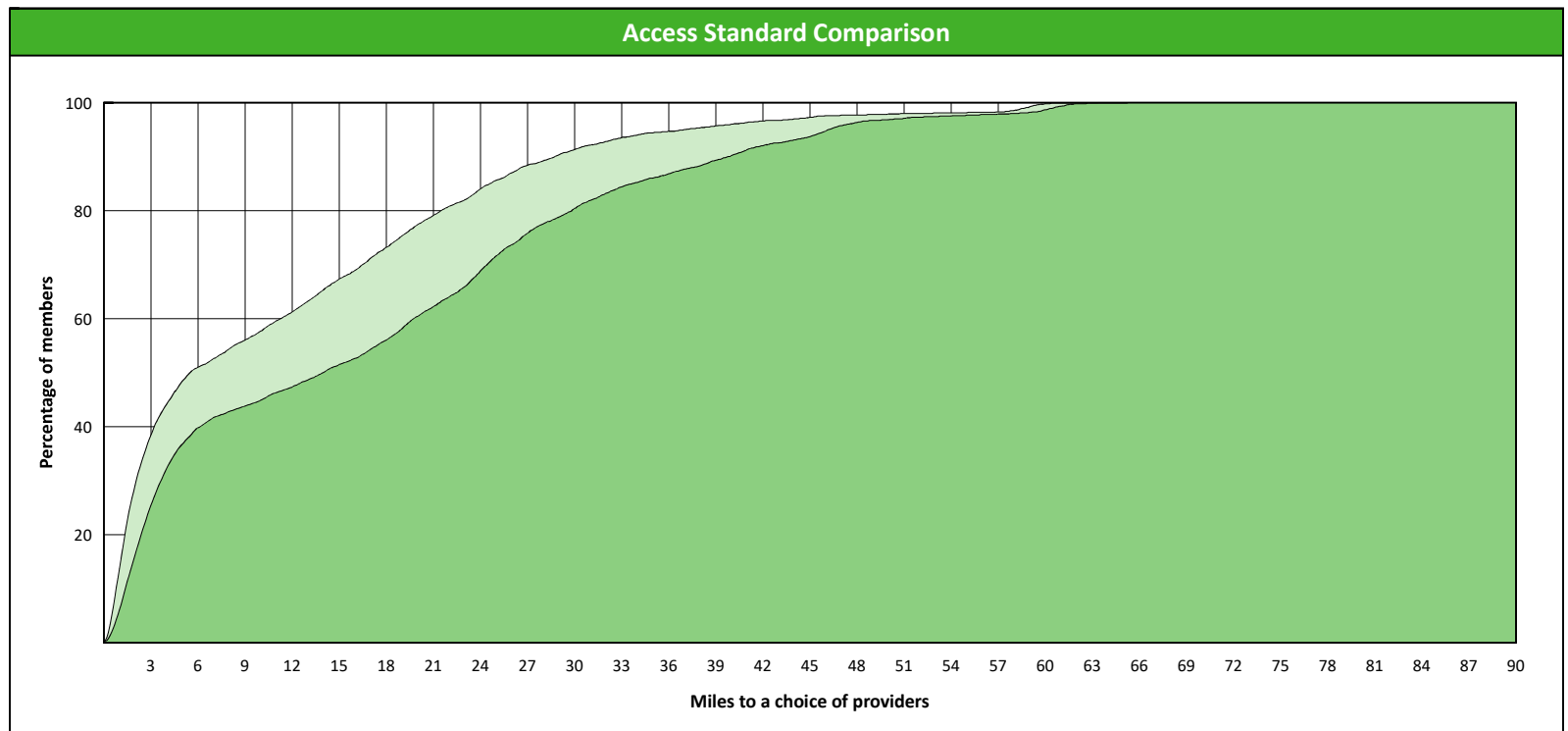
¹ The Access Standard is defined as (hawki Members) members accessing:

1 (hawki Ortho) provider in 90 miles and 90 minutes



Distances/Times

	Average
Distance/Time to 1st closest provider	11.9 miles 13.2 mins
Distance/Time to 2nd closest provider	17.2 miles 19.1 mins



Access Overview 90 Miles

October 10, 2018

Access Analysis

hawki

Member / Provider Groups

hawki Members

hawki Perio


Comparison Graph

Percent of members with access to a choice of providers over miles

- 1st closest
- 2nd closest

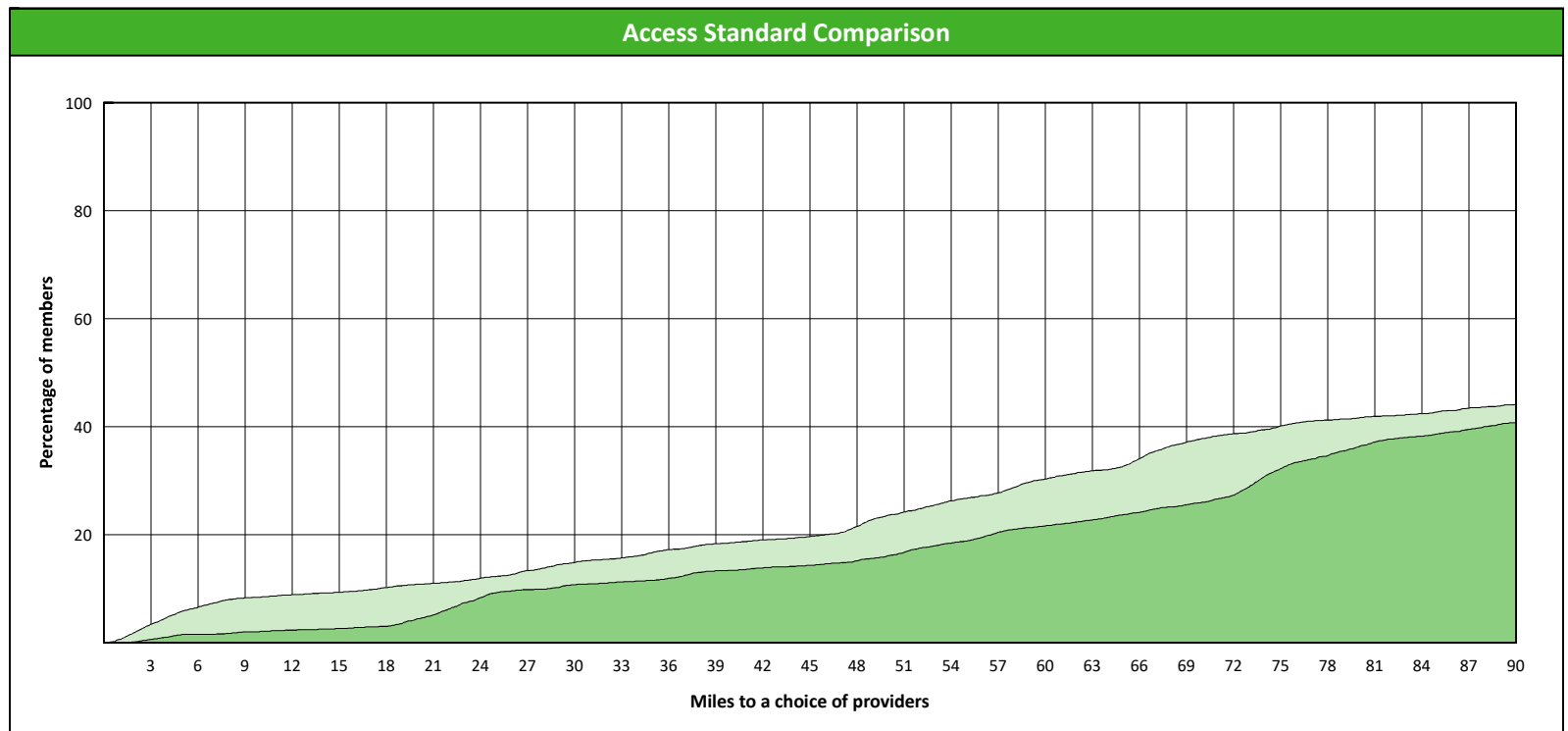
¹ The Access Standard is defined as (hawki Members) members accessing:

- 1 (hawki Perio) provider in 90 miles and 90 minutes



Distances/Times

	Average
Distance/Time to 1st closest provider	107.3 miles 128.3 mins
Distance/Time to 2nd closest provider	116.6 miles 139.6 mins



Access Overview 90 Miles

October 10, 2018

Access Analysis

hawki

Member / Provider Groups

hawki Members

hawki Prost

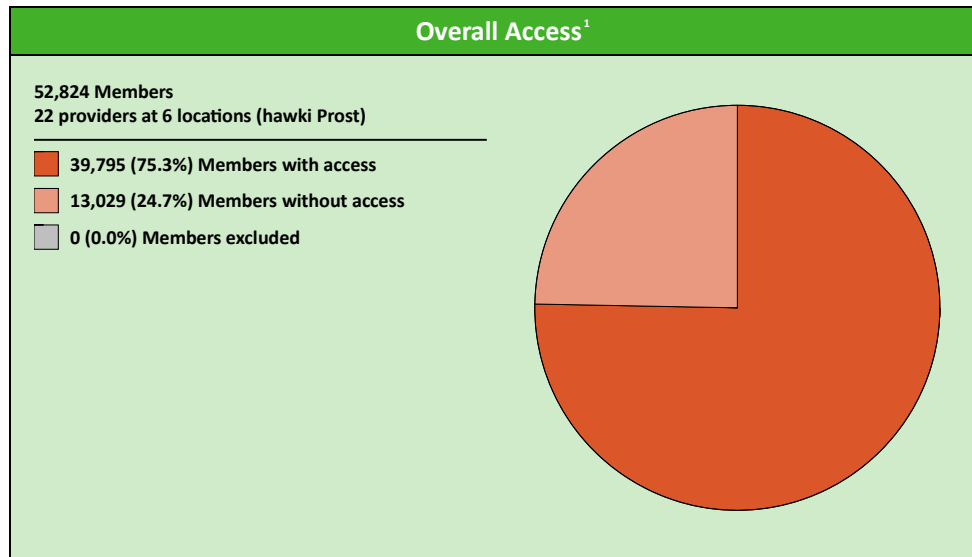
Comparison Graph

Percent of members with access to a choice of providers over miles

- 1st closest
- 2nd closest

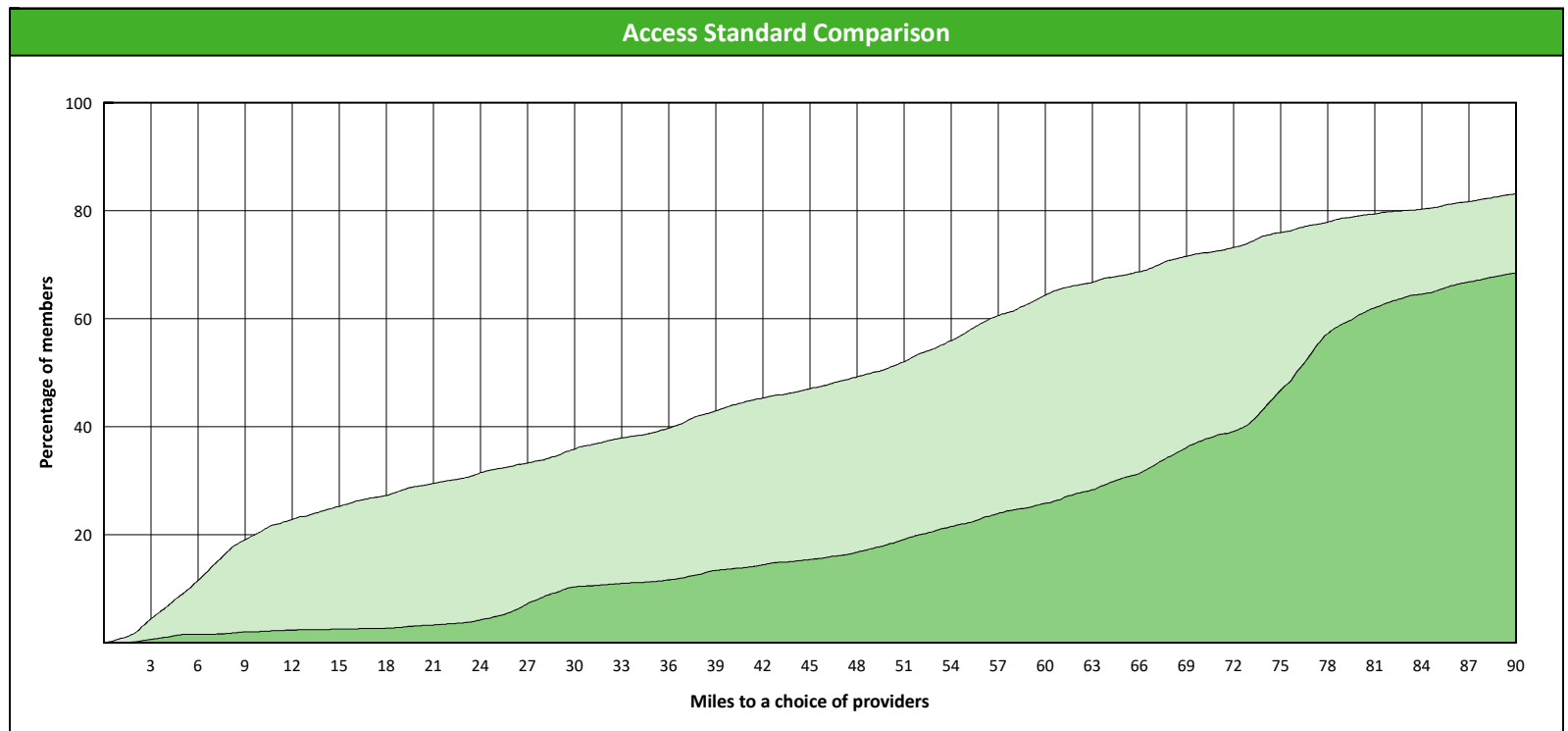
¹ The Access Standard is defined as (hawki Members) members accessing:

- 1 (hawki Prost) provider in 90 miles and 90 minutes



Distances/Times

	Average
Distance/Time to 1st closest provider	51.3 miles 61.3 mins
Distance/Time to 2nd closest provider	83.2 miles 102.3 mins



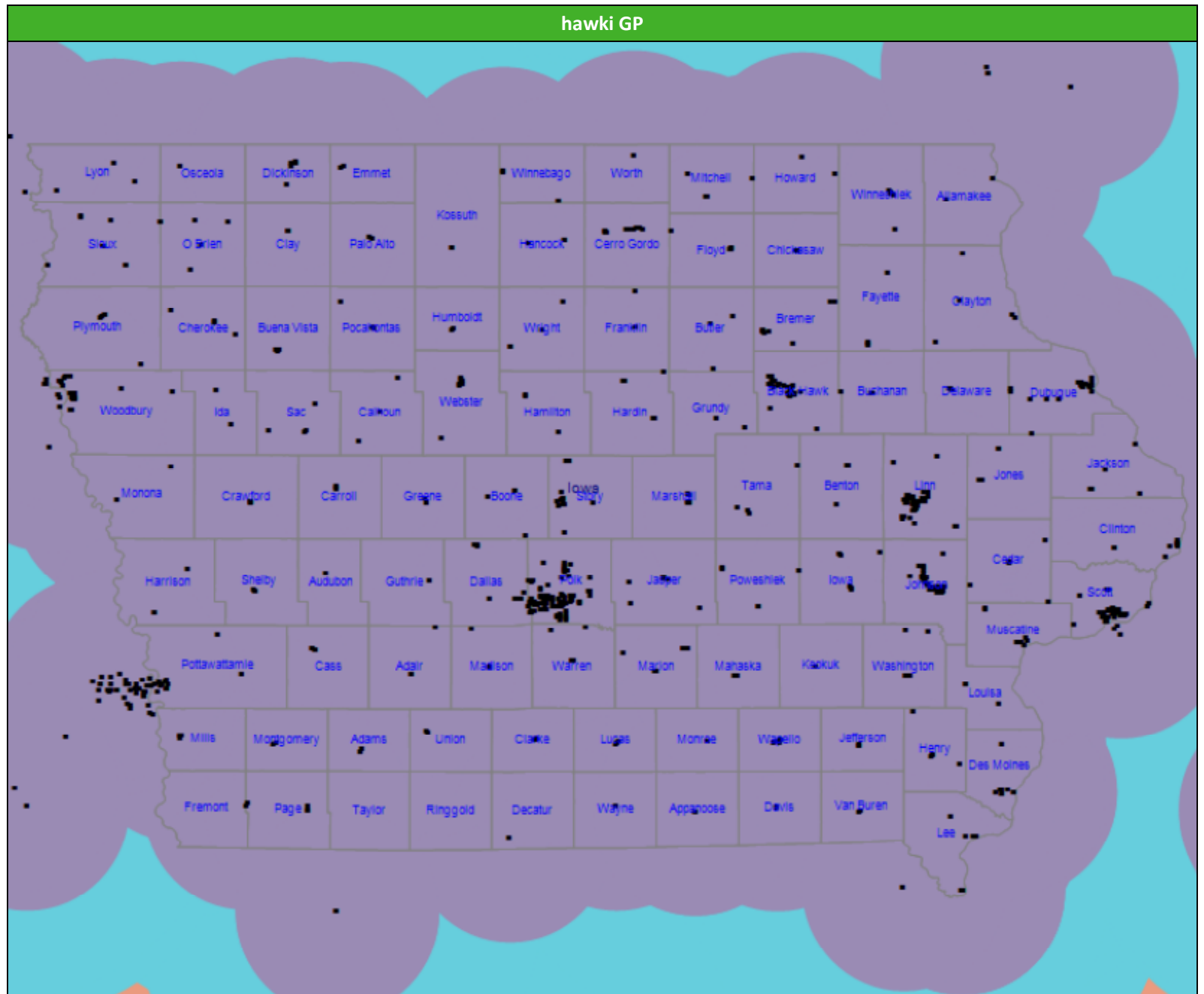
hawk-i GP Access Map

October 10, 2018

hawk-i GP

1,626 providers at 785 locations

- All providers
- 30 mile radius
- 60 mile radius
- 90 mile radius



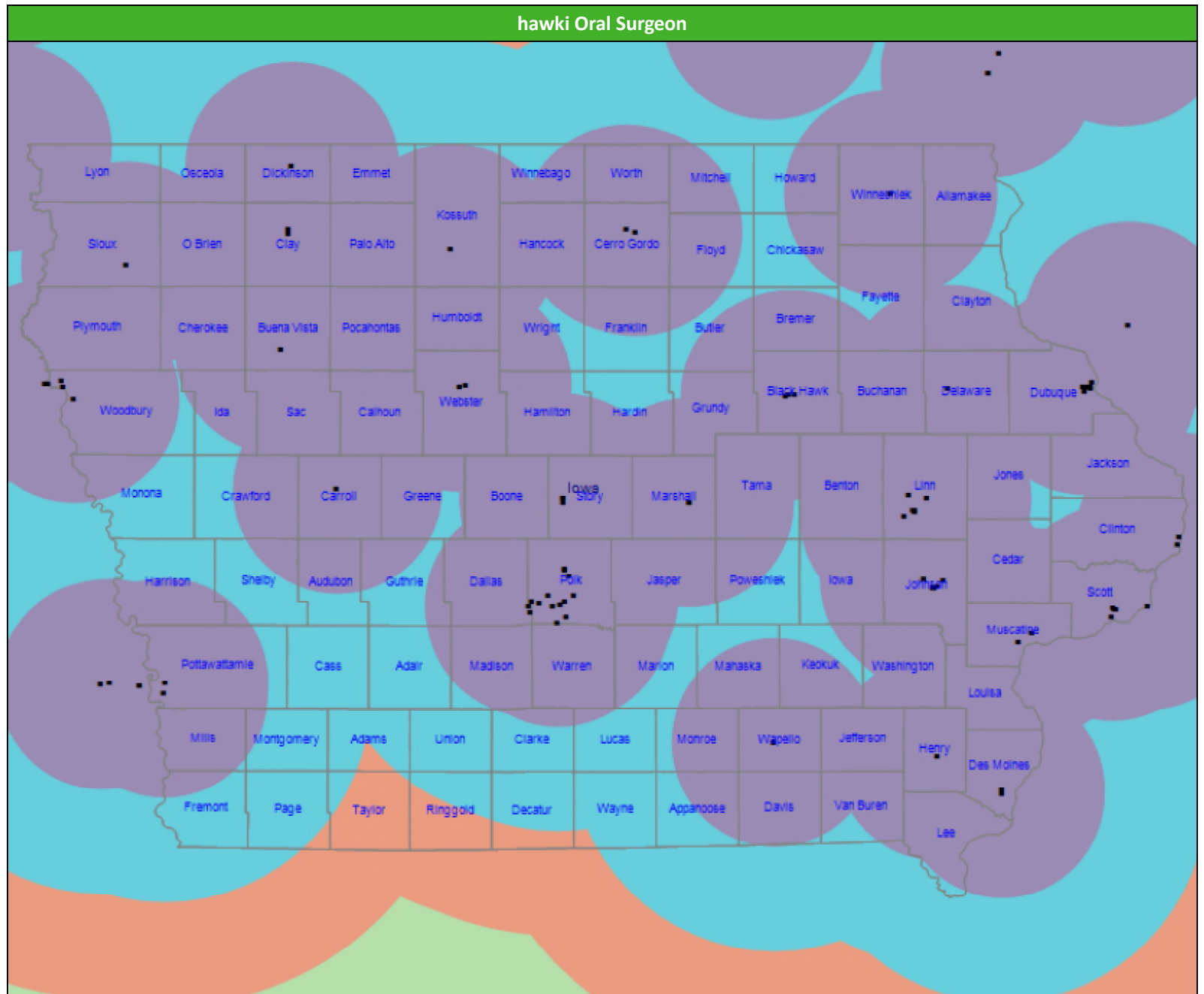
hawk-i Oral Surgeon Access Map

October 10, 2018

hawk-i OS

226 providers at 88 locations

- All providers
- 30 mile radius
- 60 mile radius
- 90 mile radius



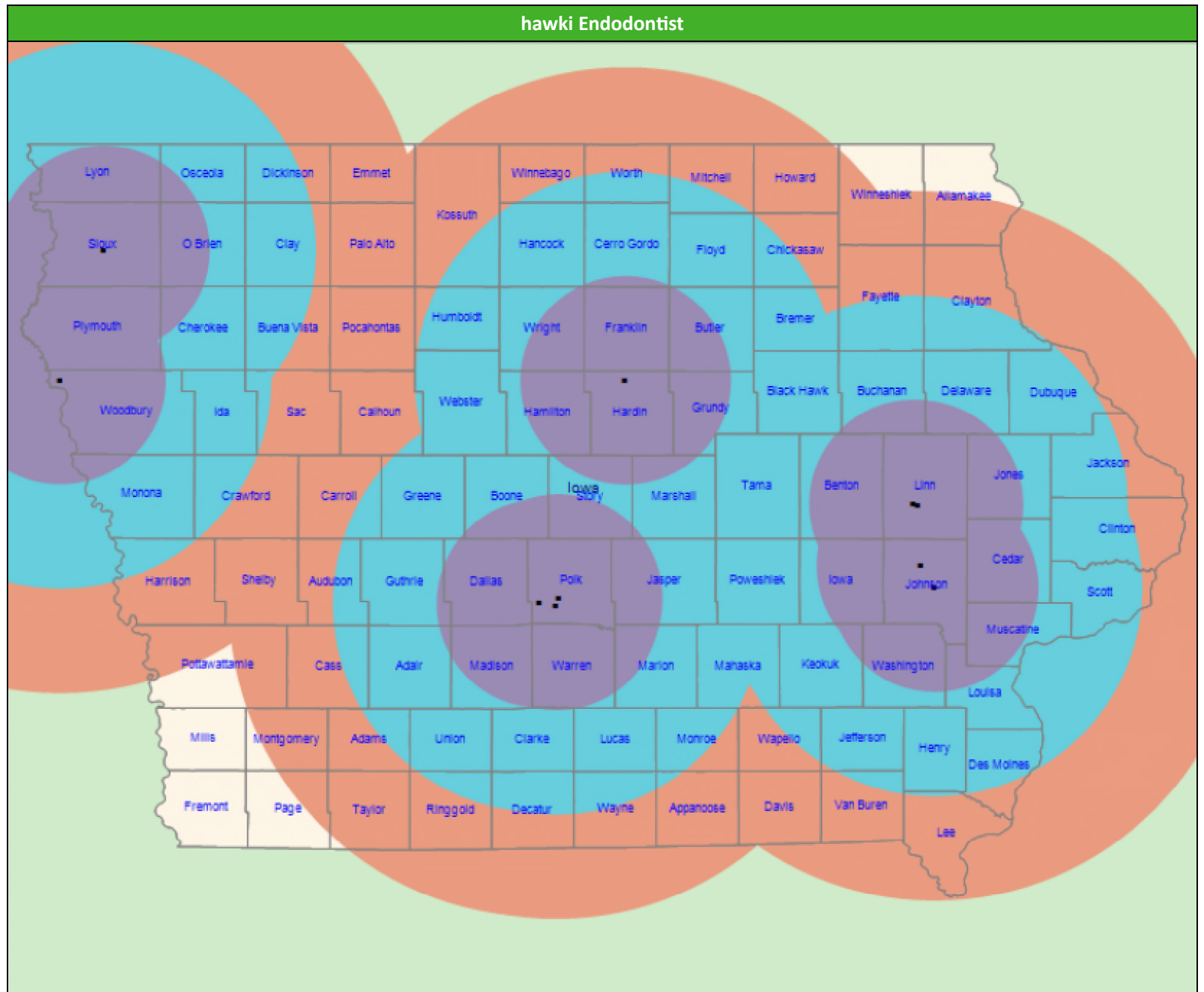
hawk-i Endodontist Access Map

October 10, 2018

hawk-i Endo

18 providers at 10 locations

- All providers
- 30 mile radius
- 60 mile radius
- 90 mile radius



hawk-i Orthodontist Access Map

October 10, 2018

hawk-i Ortho

159 providers at 95 locations

- All providers
- 30 mile radius
- 60 mile radius
- 90 mile radius



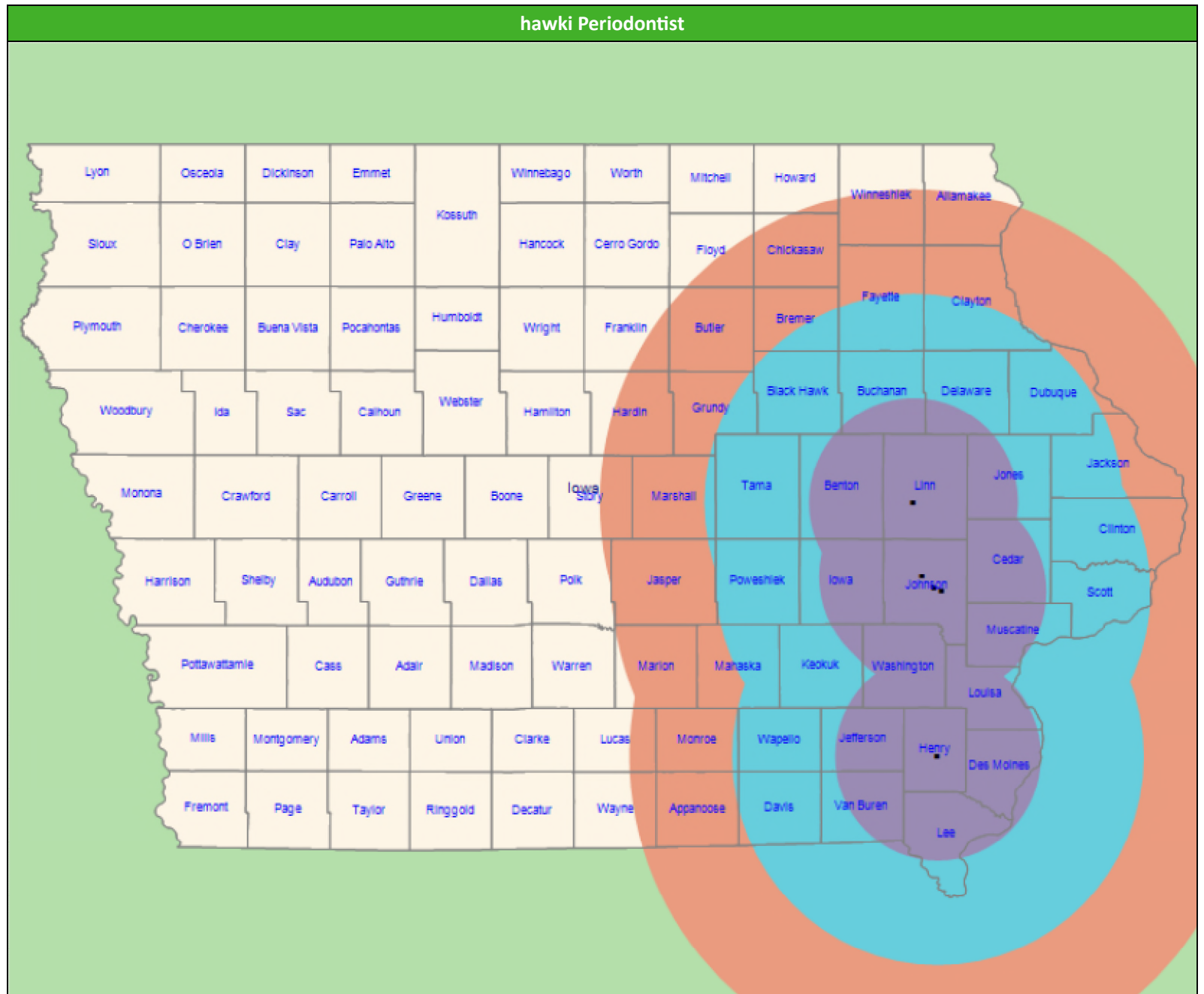
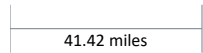
hawk-i Periodontist Access Map

October 10, 2018

hawk-i Perio

12 providers at 5 locations

- All providers
- 30 mile radius
- 60 mile radius
- 90 mile radius



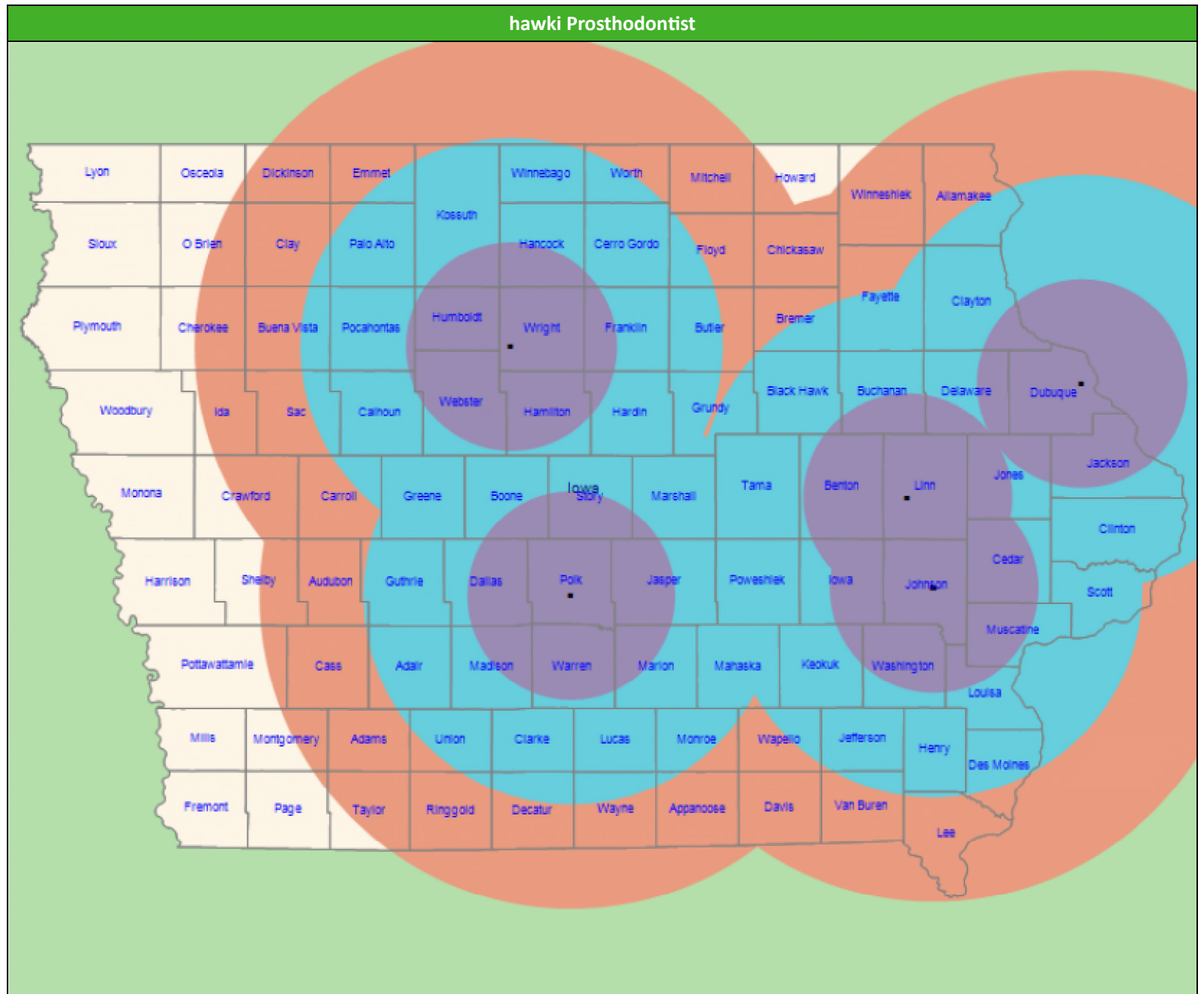
hawk-i Prothodontist Access Map

October 10, 2018

hawk-i Prost

22 providers at 6 locations

- All providers
- 30 mile radius
- 60 mile radius
- 90 mile radius



Access Summary By State Name

October 10, 2018

Access Analysis

- hawki
- Member Group**
- hawki Members
- Provider Group**
- hawki GP
- hawki OS
- hawki Endo
- hawki Ortho
- hawki Perio
- hawki Prost

¹ Provider counts represent:
 P: Unique providers
 L: Unique provider locations

All Members												
Member		Provider		With Access		Without Access		Counts ¹		Average Distance		Average Time
Name	#	Name	Standard	#	%	#	%	P	L	1	2	1
hawki Members	52,824	hawki GP	1 in 30 miles and 30 mins	52,795	99.9	29	0.1	1,626	785	3.4	4.3	3.8
		hawki GP	1 in 60 miles and 60 mins	52,804	99.9	20	0.1	1,626	785	3.4	4.3	3.8
		hawki GP	1 in 90 miles and 90 mins	52,804	99.9	20	0.1	1,626	785	3.4	4.3	3.8
		hawki OS	1 in 30 miles and 30 mins	43,309	82.0	9,515	18.0	226	88	14.1	16.9	15.8
		hawki OS	1 in 60 miles and 60 mins	51,912	98.3	912	1.7	226	88	14.1	16.9	15.8
		hawki OS	1 in 90 miles and 90 mins	52,790	99.9	34	0.1	226	88	14.1	16.9	15.8
		hawki Endo	1 in 30 miles and 30 mins	19,861	37.6	32,963	62.4	18	10	39.1	49.5	47.3
		hawki Endo	1 in 60 miles and 60 mins	34,028	64.4	18,796	35.6	18	10	39.1	49.5	47.3
		hawki Endo	1 in 90 miles and 90 mins	46,869	88.7	5,955	11.3	18	10	39.1	49.5	47.3
		hawki Ortho	1 in 30 miles and 30 mins	46,860	88.7	5,964	11.3	159	95	11.9	17.2	13.2
		hawki Ortho	1 in 60 miles and 60 mins	51,841	98.1	983	1.9	159	95	11.9	17.2	13.2
		hawki Ortho	1 in 90 miles and 90 mins	52,803	99.9	21	0.1	159	95	11.9	17.2	13.2
		hawki Perio	1 in 30 miles and 30 mins	6,834	12.9	45,990	87.1	12	5	107.3	116.6	128.3
		hawki Perio	1 in 60 miles and 60 mins	12,834	24.3	39,990	75.7	12	5	107.3	116.6	128.3
		hawki Perio	1 in 90 miles and 90 mins	20,953	39.7	31,871	60.3	12	5	107.3	116.6	128.3
		hawki Prost	1 in 30 miles and 30 mins	17,059	32.3	35,765	67.7	22	6	51.3	83.2	61.3
		hawki Prost	1 in 60 miles and 60 mins	26,798	50.7	26,026	49.3	22	6	51.3	83.2	61.3
		hawki Prost	1 in 90 miles and 90 mins	39,795	75.3	13,029	24.7	22	6	51.3	83.2	61.3

Key Geographic Areas										
State Name	Member	Provider		With Access		Without Access		Average Distance		Average Time
	#	Name	Standard	#	%	#	%	1	2	1
Iowa	52,793	hawki GP	1 in 60 miles and 60 mins	52,793	100.0	0	0.0	3.2	4.1	3.5
		hawki GP	1 in 90 miles and 90 mins	52,793	100.0	0	0.0	3.2	4.1	3.5
		hawki Ortho	1 in 90 miles and 90 mins	52,793	100.0	0	0.0	11.7	17.0	13.0
		hawki GP	1 in 30 miles and 30 mins	52,784	99.9	9	0.1	3.2	4.1	3.5
		hawki OS	1 in 90 miles and 90 mins	52,780	99.9	13	0.1	13.9	16.7	15.5
		hawki OS	1 in 60 miles and 60 mins	51,902	98.3	891	1.7	13.9	16.7	15.5
		hawki Ortho	1 in 60 miles and 60 mins	51,833	98.2	960	1.8	11.7	17.0	13.0
		hawki Endo	1 in 90 miles and 90 mins	46,866	88.8	5,927	11.2	38.8	49.3	47.0
		hawki Ortho	1 in 30 miles and 30 mins	46,852	88.7	5,941	11.3	11.7	17.0	13.0
		hawki OS	1 in 30 miles and 30 mins	43,299	82.0	9,494	18.0	13.9	16.7	15.5
		hawki Prost	1 in 90 miles and 90 mins	39,795	75.4	12,998	24.6	51.1	83.0	61.0
		hawki Endo	1 in 60 miles and 60 mins	34,025	64.4	18,768	35.6	38.8	49.3	47.0
		hawki Prost	1 in 60 miles and 60 mins	26,798	50.8	25,995	49.2	51.1	83.0	61.0
		hawki Perio	1 in 90 miles and 90 mins	20,953	39.7	31,840	60.3	107.1	116.4	128.1
hawki Endo	1 in 30 miles and 30 mins	19,858	37.6	32,935	62.4	38.8	49.3	47.0		
hawki Prost	1 in 30 miles and 30 mins	17,059	32.3	35,734	67.7	51.1	83.0	61.0		
hawki Perio	1 in 60 miles and 60 mins	12,834	24.3	39,959	75.7	107.1	116.4	128.1		

Access Summary By City

October 10, 2018

Access Analysis

- hawki
- Member Group**
- hawki Members
- Provider Group**
- hawki GP
- hawki OS
- hawki Endo
- hawki Ortho
- hawki Perio
- hawki Prost

¹ Provider counts represent:
 P: Unique providers
 L: Unique provider locations

All Members												
Member		Provider		With Access		Without Access		Counts ¹		Average Distance		Average Time
Name	#	Name	Standard	#	%	#	%	P	L	1	2	1
hawki Members	52,824	hawki GP	1 in 30 miles and 30 mins	52,795	99.9	29	0.1	1,626	785	3.4	4.3	3.8
		hawki GP	1 in 60 miles and 60 mins	52,804	99.9	20	0.1	1,626	785	3.4	4.3	3.8
		hawki GP	1 in 90 miles and 90 mins	52,804	99.9	20	0.1	1,626	785	3.4	4.3	3.8
		hawki OS	1 in 30 miles and 30 mins	43,309	82.0	9,515	18.0	226	88	14.1	16.9	15.8
		hawki OS	1 in 60 miles and 60 mins	51,912	98.3	912	1.7	226	88	14.1	16.9	15.8
		hawki OS	1 in 90 miles and 90 mins	52,790	99.9	34	0.1	226	88	14.1	16.9	15.8
		hawki Endo	1 in 30 miles and 30 mins	19,861	37.6	32,963	62.4	18	10	39.1	49.5	47.3
		hawki Endo	1 in 60 miles and 60 mins	34,028	64.4	18,796	35.6	18	10	39.1	49.5	47.3
		hawki Endo	1 in 90 miles and 90 mins	46,869	88.7	5,955	11.3	18	10	39.1	49.5	47.3
		hawki Ortho	1 in 30 miles and 30 mins	46,860	88.7	5,964	11.3	159	95	11.9	17.2	13.2
		hawki Ortho	1 in 60 miles and 60 mins	51,841	98.1	983	1.9	159	95	11.9	17.2	13.2
		hawki Ortho	1 in 90 miles and 90 mins	52,803	99.9	21	0.1	159	95	11.9	17.2	13.2
		hawki Perio	1 in 30 miles and 30 mins	6,834	12.9	45,990	87.1	12	5	107.3	116.6	128.3
		hawki Perio	1 in 60 miles and 60 mins	12,834	24.3	39,990	75.7	12	5	107.3	116.6	128.3
		hawki Perio	1 in 90 miles and 90 mins	20,953	39.7	31,871	60.3	12	5	107.3	116.6	128.3
		hawki Prost	1 in 30 miles and 30 mins	17,059	32.3	35,765	67.7	22	6	51.3	83.2	61.3
		hawki Prost	1 in 60 miles and 60 mins	26,798	50.7	26,026	49.3	22	6	51.3	83.2	61.3
		hawki Prost	1 in 90 miles and 90 mins	39,795	75.3	13,029	24.7	22	6	51.3	83.2	61.3

Key Geographic Areas										
City	Member	Provider		With Access		Without Access		Average Distance		Average Time
	#	Name	Standard	#	%	#	%	1	2	1
Des Moines, IA	3,981	hawki Endo	1 in 30 miles and 30 mins	3,981	100.0	0	0.0	3.9	4.6	6.1
		hawki Endo	1 in 60 miles and 60 mins	3,981	100.0	0	0.0	3.9	4.6	6.1
		hawki Endo	1 in 90 miles and 90 mins	3,981	100.0	0	0.0	3.9	4.6	6.1
		hawki GP	1 in 30 miles and 30 mins	3,981	100.0	0	0.0	0.9	1.0	1.3
		hawki GP	1 in 60 miles and 60 mins	3,981	100.0	0	0.0	0.9	1.0	1.3
		hawki GP	1 in 90 miles and 90 mins	3,981	100.0	0	0.0	0.9	1.0	1.3
		hawki Ortho	1 in 30 miles and 30 mins	3,981	100.0	0	0.0	3.0	3.5	4.6
		hawki Ortho	1 in 60 miles and 60 mins	3,981	100.0	0	0.0	3.0	3.5	4.6
		hawki Ortho	1 in 90 miles and 90 mins	3,981	100.0	0	0.0	3.0	3.5	4.6
		hawki OS	1 in 30 miles and 30 mins	3,981	100.0	0	0.0	1.7	2.4	2.6
		hawki OS	1 in 60 miles and 60 mins	3,981	100.0	0	0.0	1.7	2.4	2.6
		hawki OS	1 in 90 miles and 90 mins	3,981	100.0	0	0.0	1.7	2.4	2.6
		hawki Prost	1 in 30 miles and 30 mins	3,981	100.0	0	0.0	5.3	77.5	7.9
		hawki Prost	1 in 60 miles and 60 mins	3,981	100.0	0	0.0	5.3	77.5	7.9
		hawki Prost	1 in 90 miles and 90 mins	3,981	100.0	0	0.0	5.3	77.5	7.9
		hawki Perio	1 in 30 miles and 30 mins	0	0.0	3,981	100.0	106.2	107.3	146.2
		hawki Perio	1 in 60 miles and 60 mins	0	0.0	3,981	100.0	106.2	107.3	146.2