



Network Access Analysis

Dental Wellness Plan

MCNA Dental

July 15, 2021

Contents

Report Contents

Access Overview - All Dentists (30 miles/30 minutes)	4
Access Overview - General Dentists (30 miles/30 minutes)	5
Access Overview - Pediatric Dentists (30 miles/30 minutes)	6
Access Overview - Orthodontists (30 miles/30 minutes)	7
Access Overview - Oral Surgeons (30 miles/30 minutes)	8
Access Overview - Periodontists (30 miles/30 minutes)	9
Access Overview - Endodontists (30 miles/30 minutes)	10
Access Overview - Prosthodontists (30 miles/30 minutes)	11
Access Overview - All Dentists (60 miles/60 minutes)	12
Access Overview - General Dentists (60 miles/60 minutes)	13
Access Overview - Pediatric Dentists (60 miles/60 minutes)	14
Access Overview - Orthodontists (60 miles/60 minutes)	15
Access Overview - Oral Surgeons (60 miles/60 minutes)	16
Access Overview - Endodontists (60 miles/60 minutes)	17
Access Overview - Prosthodontists (60 miles/60 minutes)	18
Access Overview - Periodontists (60 miles/60 minutes)	19
Access Overview - All Dentists (90 miles/90 minutes)	20
Access Overview - General Dentists (90 miles/90 minutes)	21
Access Overview - Pediatric Dentists (90 miles/90 minutes)	22
Access Overview - Orthodontists (90 miles/90 minutes)	23
Access Overview - Oral Surgeons (90 miles/90 minutes)	24
Access Overview - Endodontists (90 miles/90 minutes)	25
Access Overview - Prosthodontists (90 miles/90 minutes)	26
Access Overview - Periodontists (90 miles/90 minutes)	27

Contents

Report Contents

All Dentists Access Map	28
Endodontists Access Map	29
General Dentists Access Map	30
Oral Surgeons Access Map	31
Orthodontists Access Map	32
Pediatric Dentists Access Map	33
Periodontists Access Map	34
Prosthodontists Access Map	35
Access Summary By County	36
Access Detail By County	37

Access Overview - All Dentists (30 miles/30 minutes)

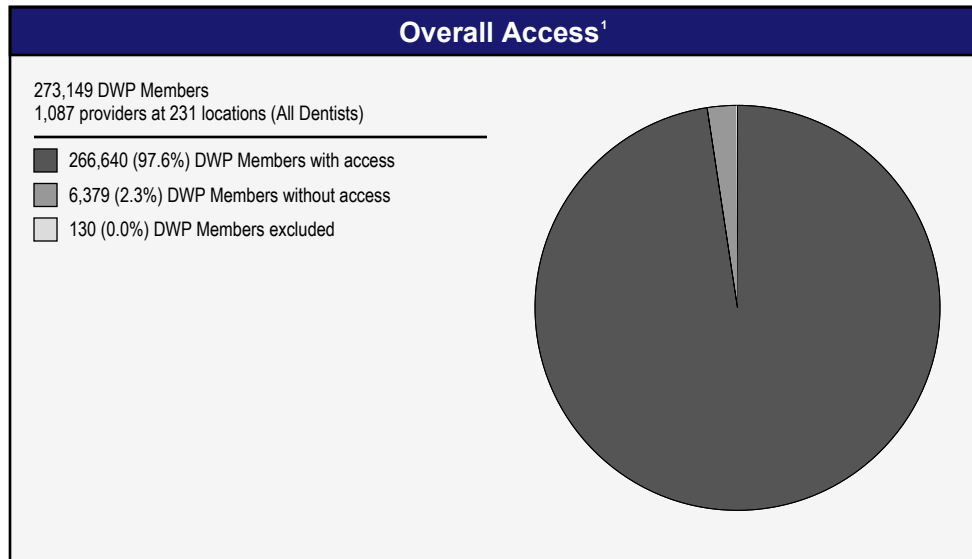
July 15, 2021

Access Analysis
 All Dentists (30 miles/30 minutes)
 DWP Member / Provider Groups
 DWP Members (Iowa)
 All Dentists (Iowa)

Comparison Graph
 Percent of dwp members with access to a choice of providers over miles

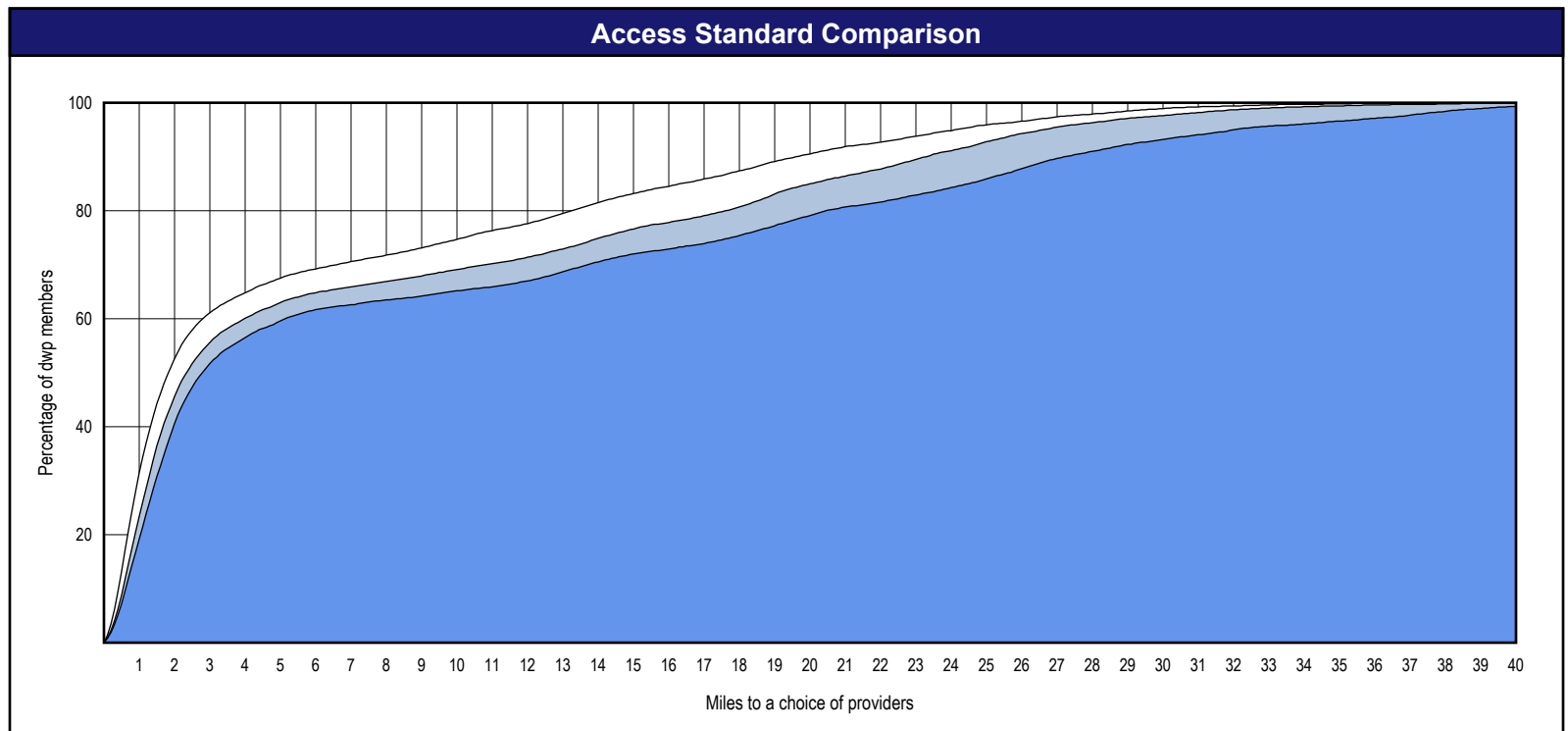
- 1st closest
- 2nd closest
- 3rd closest

¹ The Access Standard is defined as (DWP Members (Iowa)) dwp members accessing:
 1 (All Dentists (Iowa)) provider in 30 miles and 30 minutes



Distances/Times

	Average
Distance/Time to 1st closest provider	6.3 miles 7.0 mins
Distance/Time to 2nd closest provider	7.8 miles 8.7 mins
Distance/Time to 3rd closest provider	9.5 miles 10.6 mins



Access Overview - General Dentists (30 miles/30 minutes)

July 15, 2021

Access Analysis
General Dentists (30 miles/30 minutes)

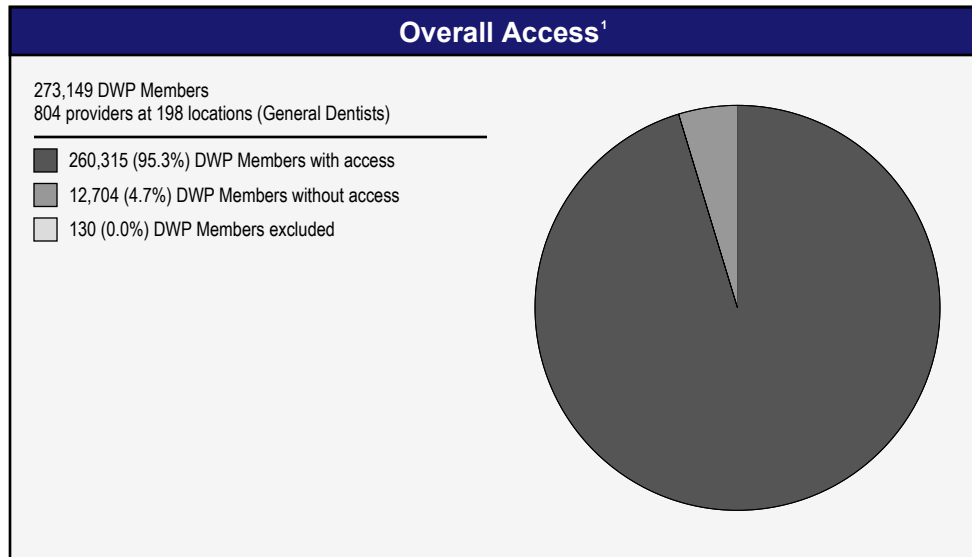
DWP Member / Provider Groups
DWP Members (Iowa)
General Dentists (Iowa)

Comparison Graph
Percent of dwp members with access to a choice of providers over miles

- 1st closest
- 2nd closest
- 3rd closest

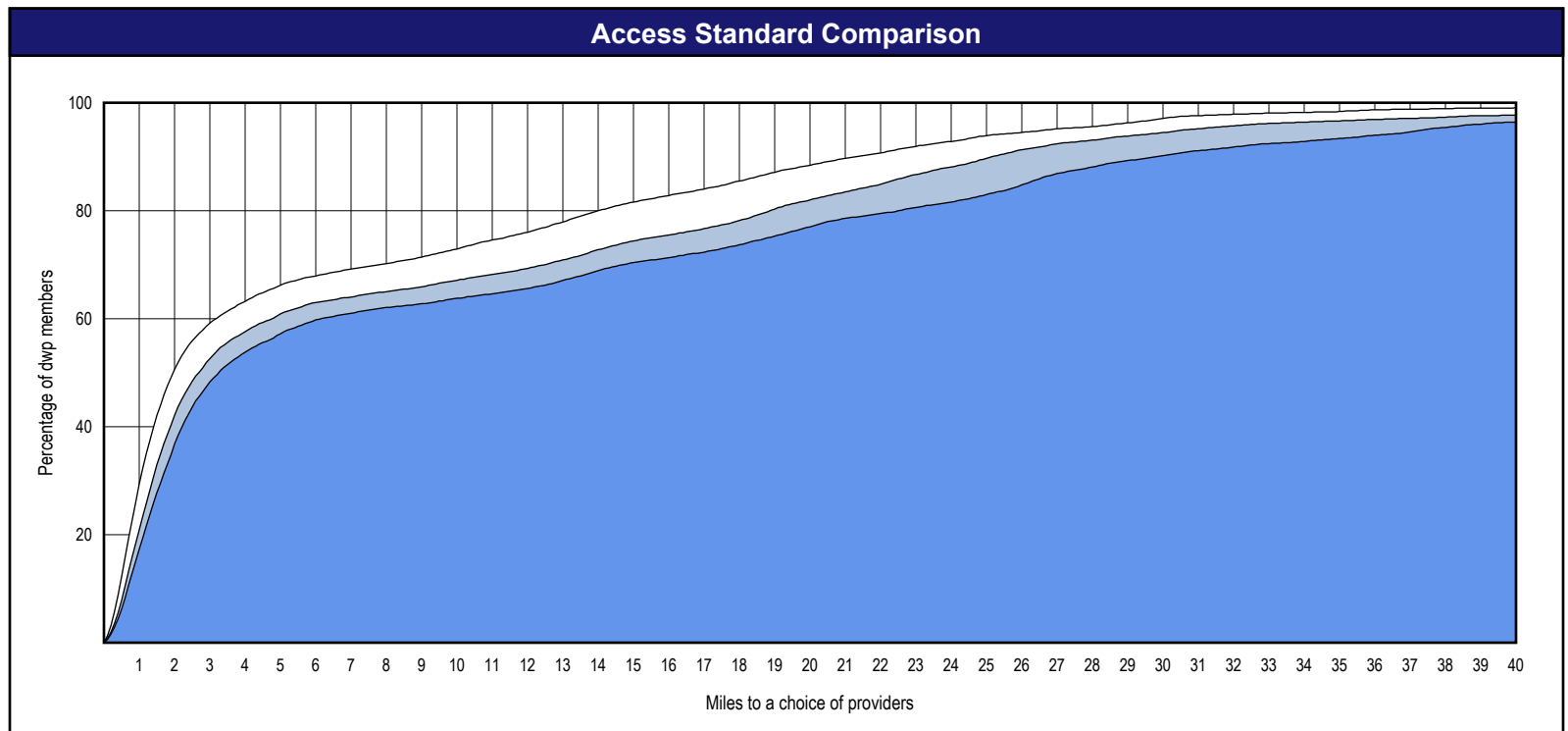
¹ The Access Standard is defined as (DWP Members (Iowa)) dwp members accessing:

1 (General Dentists (Iowa)) provider in 30 miles and 30 minutes



Distances/Times

	Average
Distance/Time to 1st closest provider	7.0 miles 7.8 mins
Distance/Time to 2nd closest provider	9.1 miles 10.1 mins
Distance/Time to 3rd closest provider	10.8 miles 12.1 mins



Access Overview - Pediatric Dentists (30 miles/30 minutes)

July 15, 2021

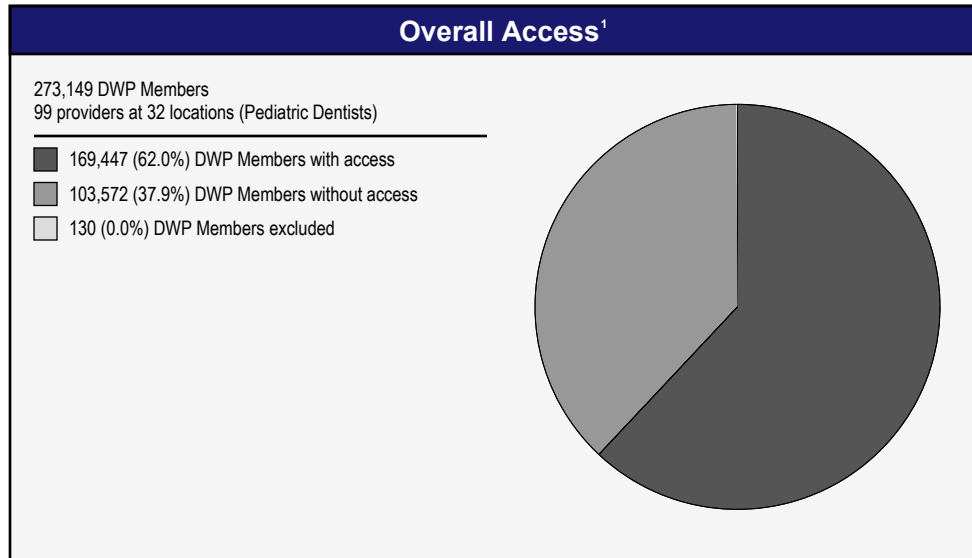
Access Analysis
 Pediatric Dentists (30 miles/30 minutes)

DWP Member / Provider Groups
 DWP Members (Iowa)
 Pediatric Dentists (Iowa)

Comparison Graph
 Percent of dwp members with access to a choice of providers over miles

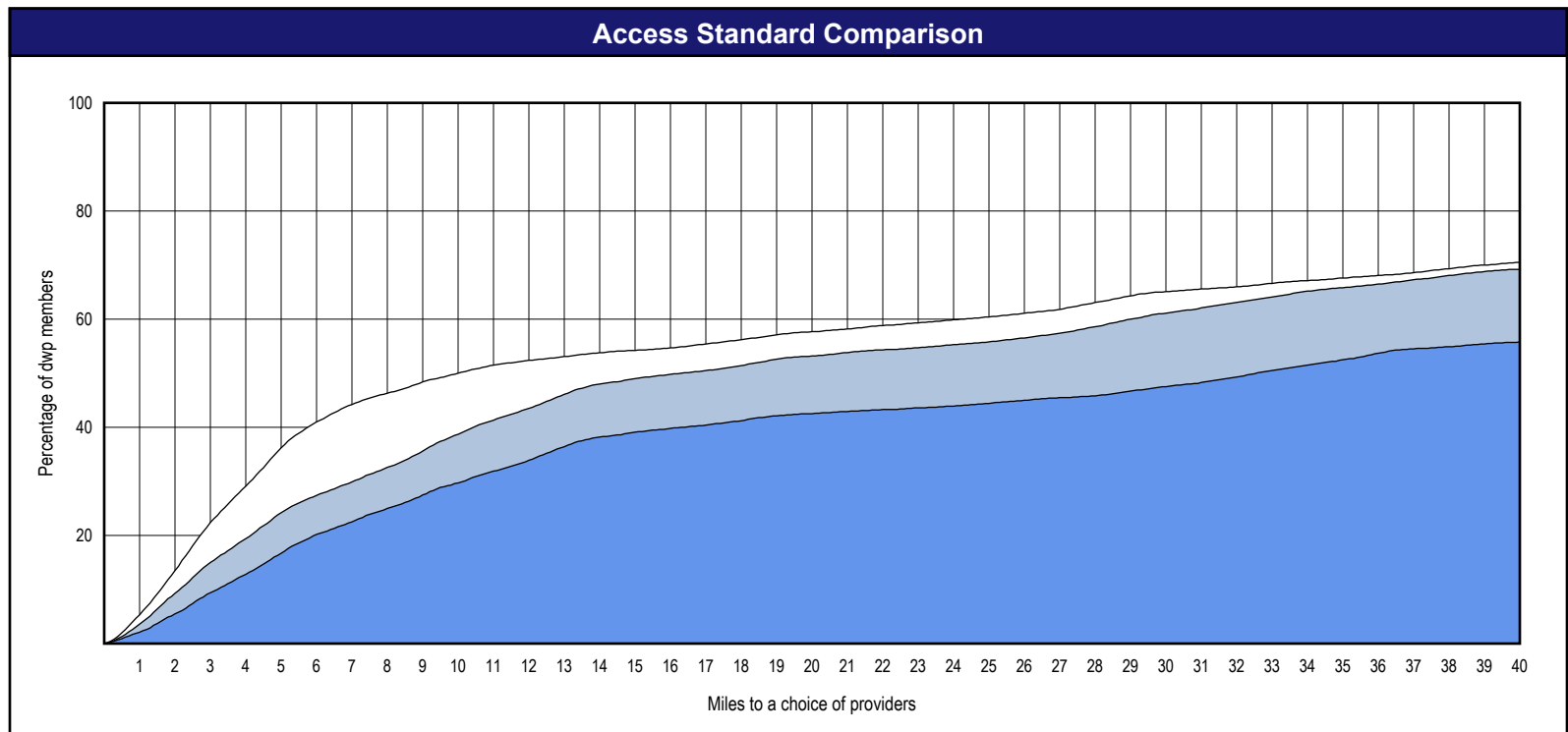
- 1st closest
- 2nd closest
- 3rd closest

¹ The Access Standard is defined as (DWP Members (Iowa)) dwp members accessing:
 1 (Pediatric Dentists (Iowa)) provider in 30 miles and 30 minutes



Distances/Times

	Average
Distance/Time to 1st closest provider	24.1 miles 27.3 mins
Distance/Time to 2nd closest provider	27.1 miles 30.7 mins
Distance/Time to 3rd closest provider	38.4 miles 44.3 mins



Access Overview - Orthodontists (30 miles/30 minutes)

July 15, 2021

Access Analysis
Orthodontists (30 miles/30 minutes)

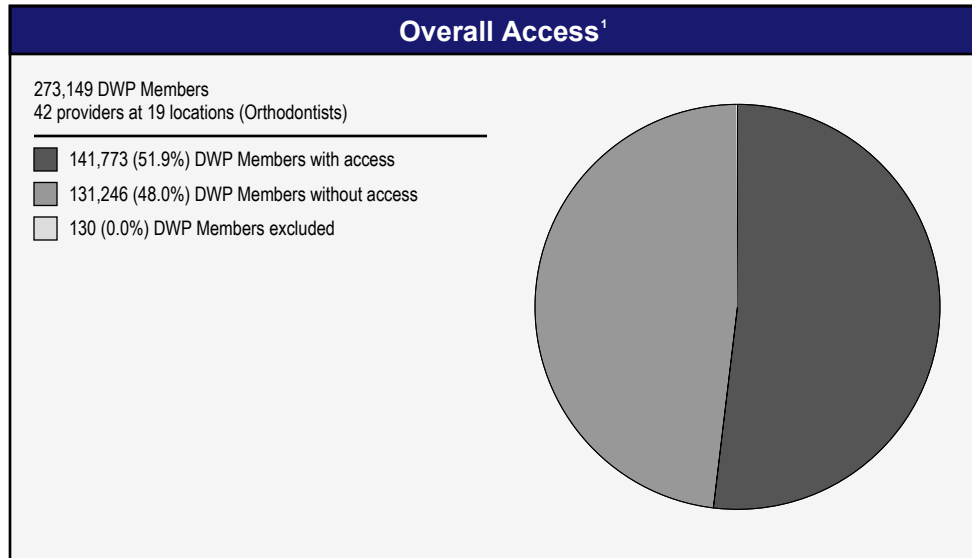
DWP Member / Provider Groups
DWP Members (Iowa)
Orthodontists (Iowa)

Comparison Graph
Percent of dwp members with access to a choice of providers over miles

- 1st closest
- 2nd closest
- 3rd closest

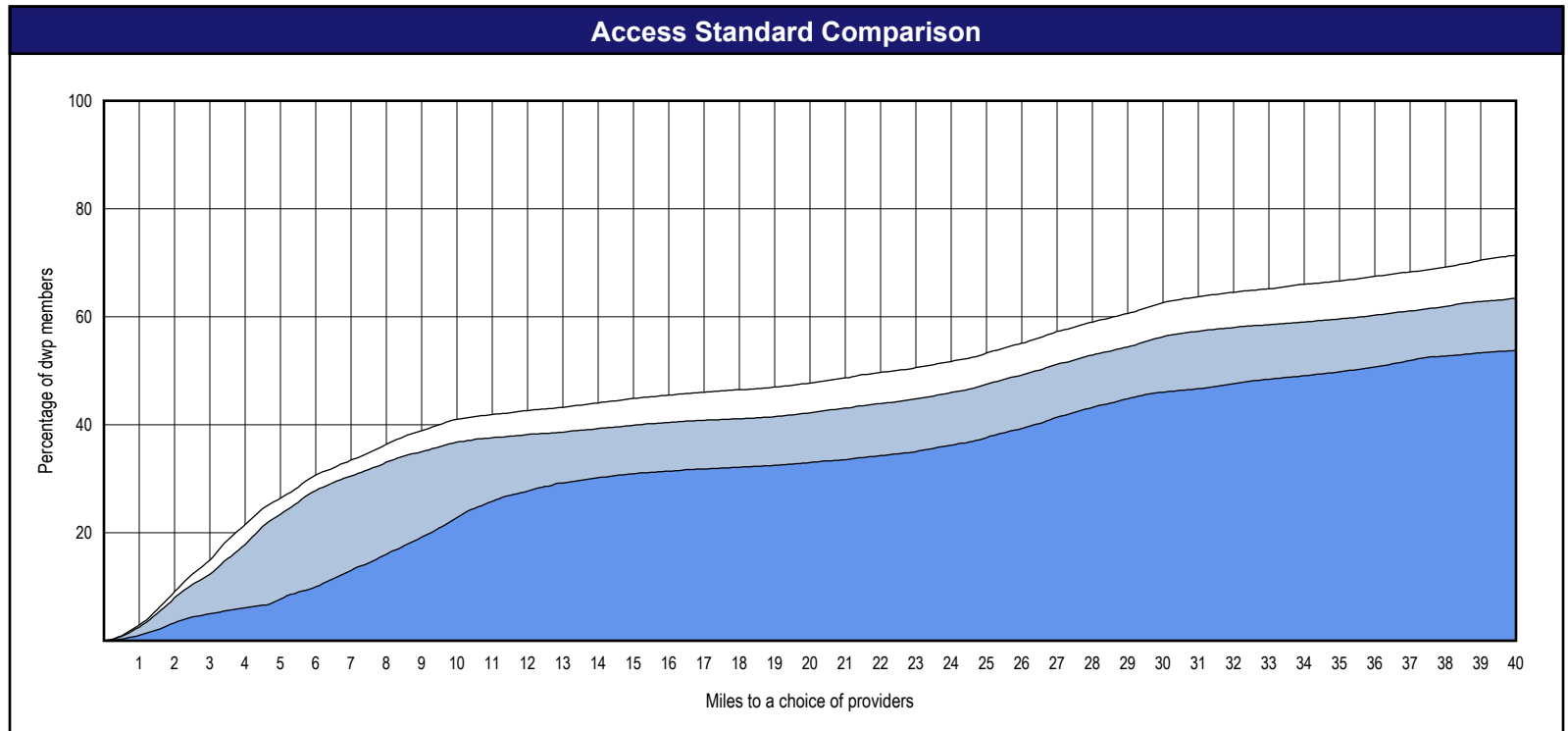
¹ The Access Standard is defined as (DWP Members (Iowa)) dwp members accessing:

1 (Orthodontists (Iowa)) provider in 30 miles and 30 minutes



Distances/Times

	Average
Distance/Time to 1st closest provider	26.9 miles 33.4 mins
Distance/Time to 2nd closest provider	33.6 miles 43.5 mins
Distance/Time to 3rd closest provider	39.6 miles 52.9 mins



Access Overview - Oral Surgeons (30 miles/30 minutes)

July 15, 2021


Access Analysis
Oral Surgeons (30 miles/30 minutes)

DWP Member / Provider Groups
DWP Members (Iowa)
Oral Surgeons (Iowa)

Comparison Graph
Percent of dwp members with access to a choice of providers over miles

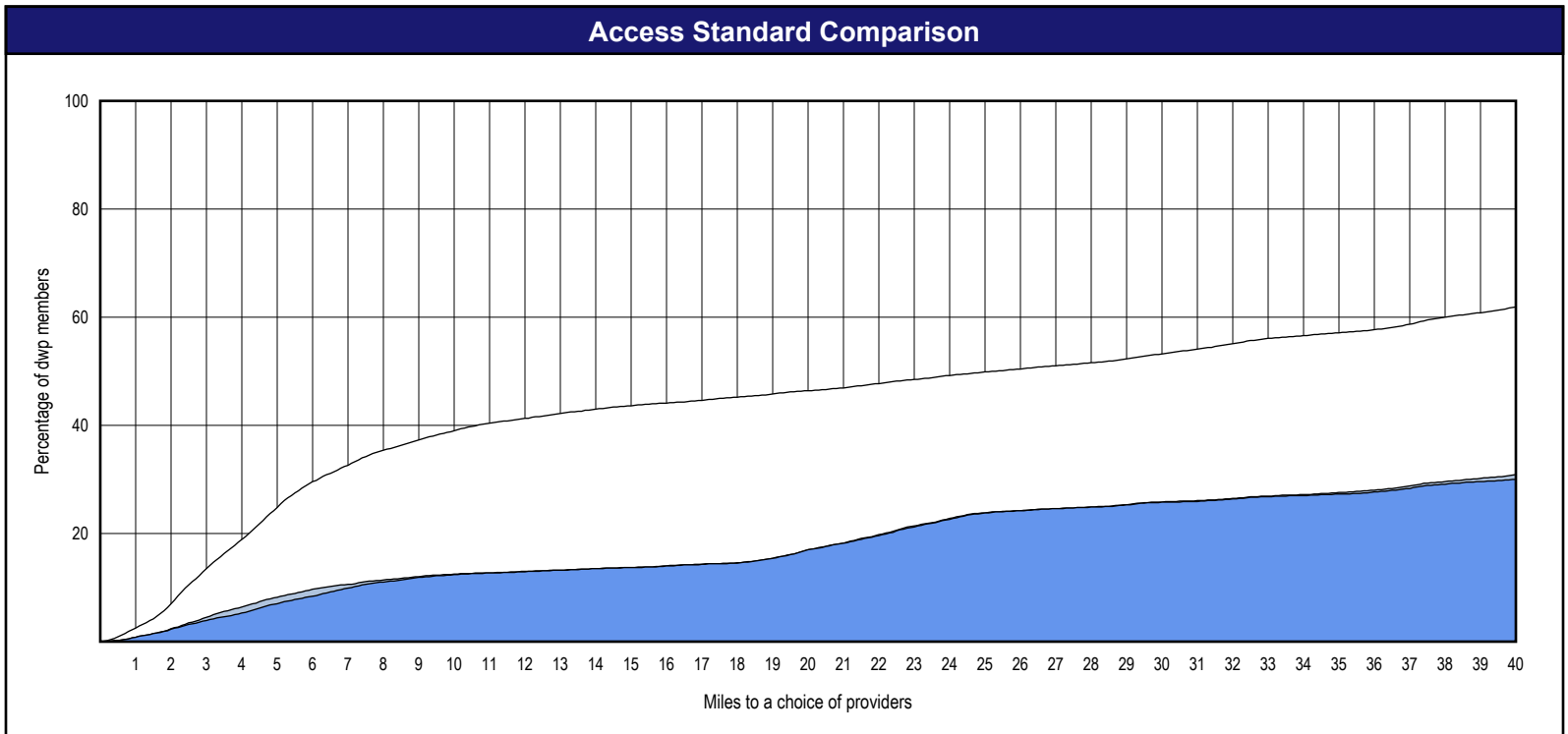
- 1st closest
- 2nd closest
- 3rd closest

¹ The Access Standard is defined as (DWP Members (Iowa)) dwp members accessing:
1 (Oral Surgeons (Iowa)) provider in 30 miles and 30 minutes



Distances/Times

	Average
Distance/Time to 1st closest provider	30.4 miles 38.4 mins
Distance/Time to 2nd closest provider	58.5 miles 73.5 mins
Distance/Time to 3rd closest provider	62.4 miles 77.1 mins



Access Overview - Periodontists (30 miles/30 minutes)

July 15, 2021

Access Analysis
Periodontists (30 miles/30 minutes)


DWP Member / Provider Groups
DWP Members (Iowa)
Periodontists (Iowa)

Comparison Graph
Percent of dwp members with access to a choice of providers over miles

- 1st closest
- 2nd closest
- 3rd closest

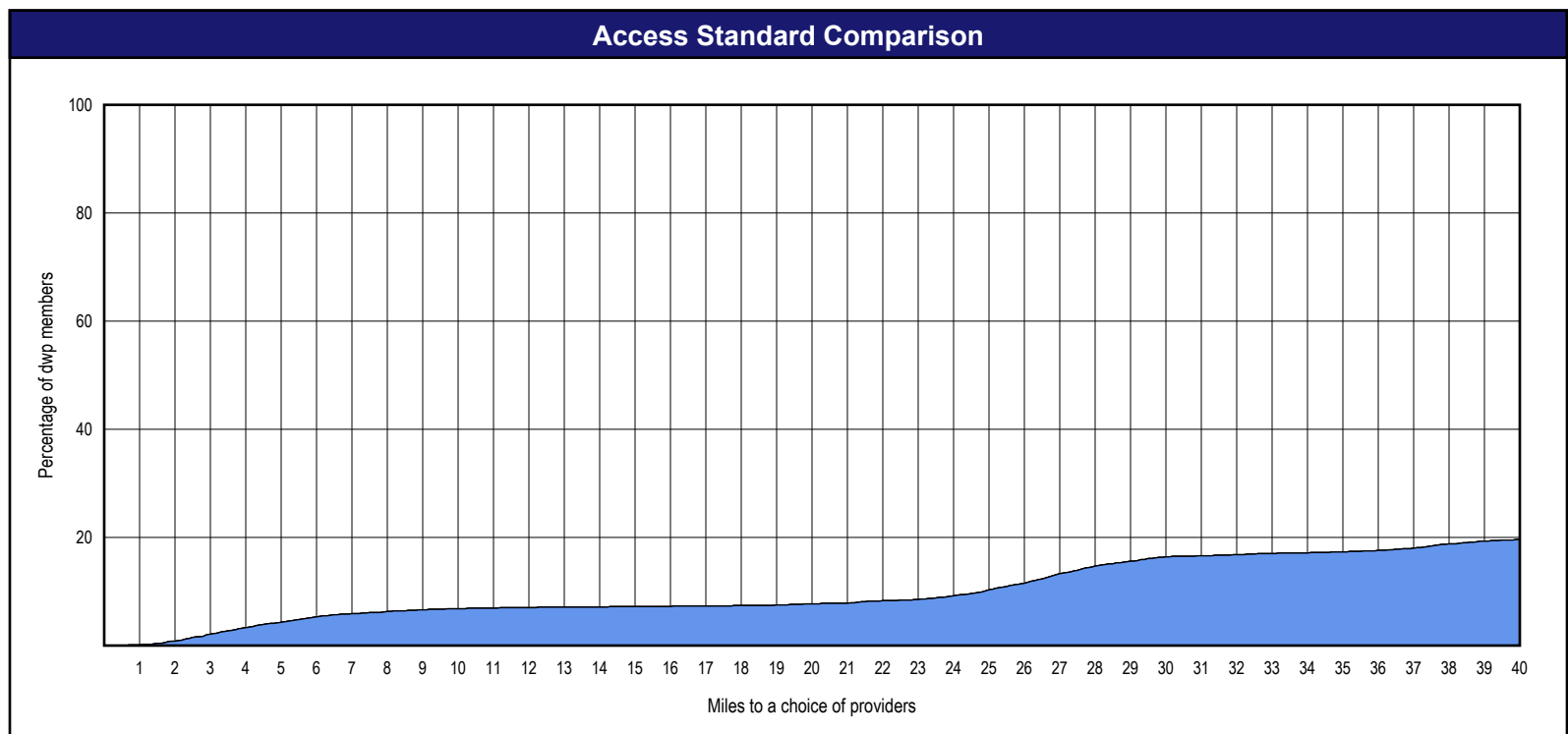
¹ The Access Standard is defined as (DWP Members (Iowa)) dwp members accessing:

1 (Periodontists (Iowa)) provider in 30 miles and 30 minutes



Distances/Times

	Average
Distance/Time to 1st closest provider	78.5 miles 118.6 mins
Distance/Time to 2nd closest provider	78.5 miles 118.6 mins
Distance/Time to 3rd closest provider	78.5 miles 118.6 mins



Access Overview - Endodontists (30 miles/30 minutes)

July 15, 2021

Access Analysis
Endodontists (30 miles/30 minutes)


DWP Member / Provider Groups
DWP Members (Iowa)
Endodontists (Iowa)

Comparison Graph
Percent of dwp members with access to a choice of providers over miles

- 1st closest
- 2nd closest
- 3rd closest

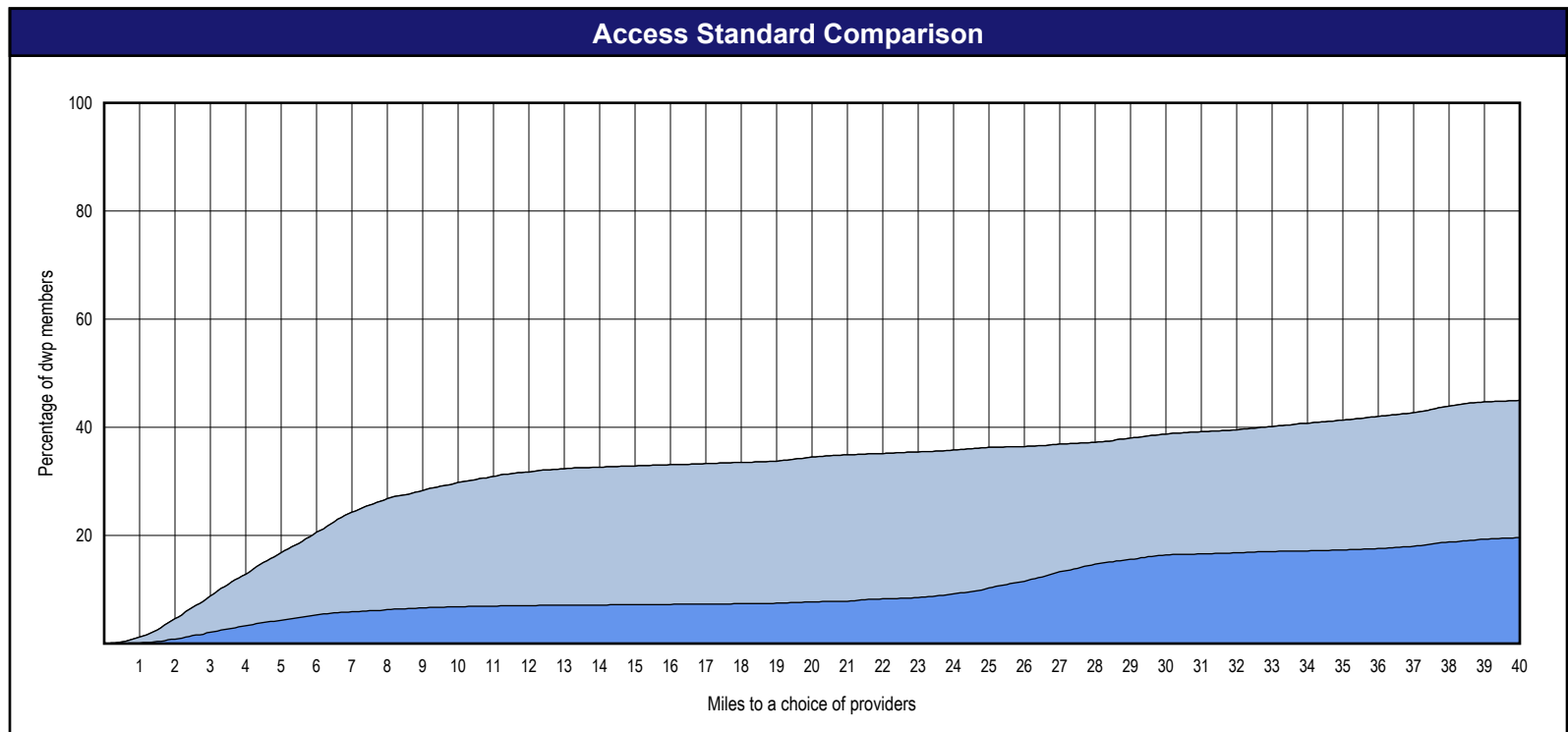
¹ The Access Standard is defined as (DWP Members (Iowa)) dwp members accessing:

1 (Endodontists (Iowa)) provider in 30 miles and 30 minutes



Distances/Times

	Average
Distance/Time to 1st closest provider	45.7 miles 63.9 mins
Distance/Time to 2nd closest provider	45.7 miles 63.9 mins
Distance/Time to 3rd closest provider	76.9 miles 107.8 mins



Access Overview - Prosthodontists (30 miles/30 minutes)

July 15, 2021

Access Analysis
Prosthodontists (30 miles/30 minutes)


DWP Member / Provider Groups
DWP Members (Iowa)
Prosthodontists (Iowa)

Comparison Graph
Percent of dwp members with access to a choice of providers over miles

- 1st closest
- 2nd closest
- 3rd closest

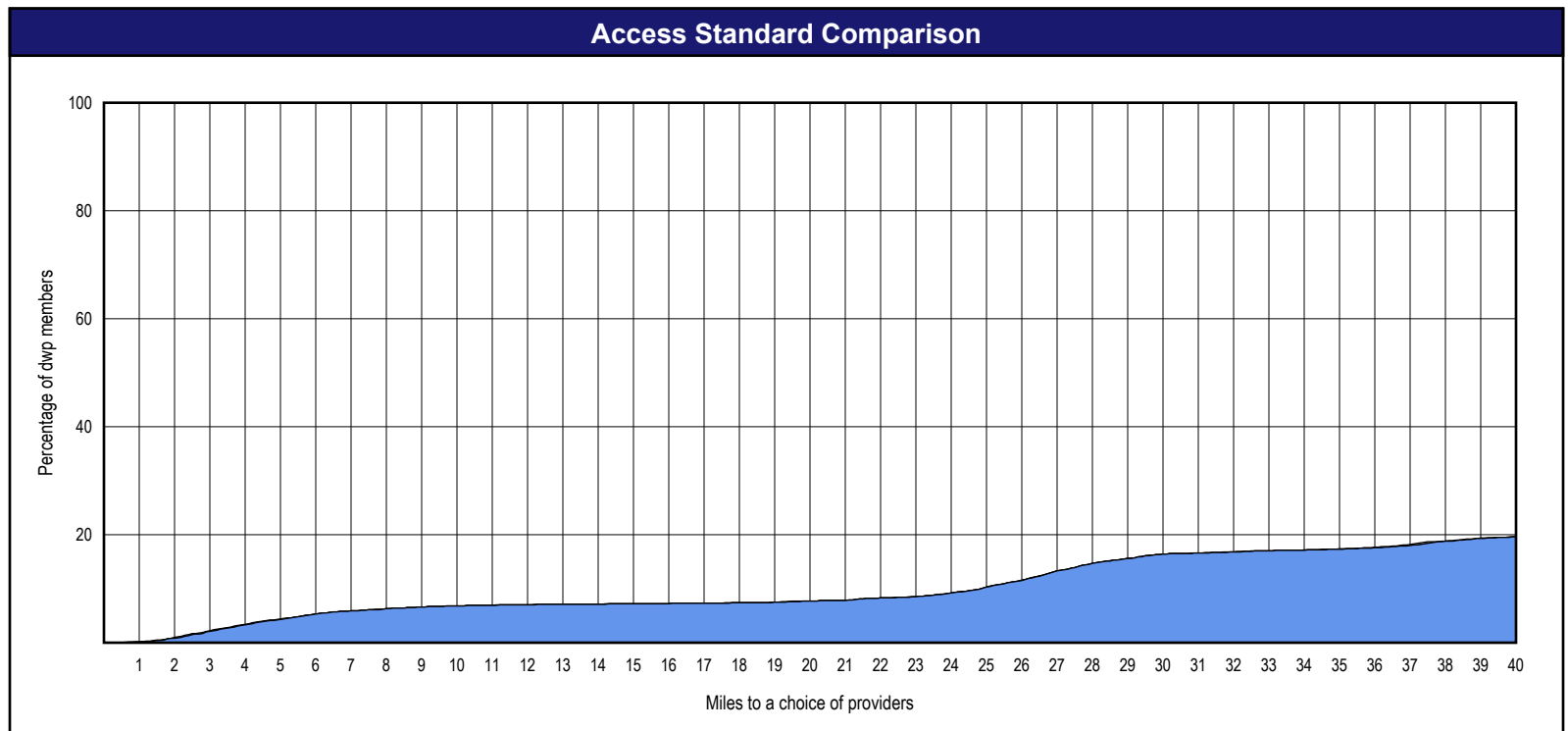
¹ The Access Standard is defined as (DWP Members (Iowa)) dwp members accessing:

1 (Prosthodontists (Iowa)) provider in 30 miles and 30 minutes



Distances/Times

	Average
Distance/Time to 1st closest provider	78.4 miles 118.5 mins
Distance/Time to 2nd closest provider	78.5 miles 118.6 mins
Distance/Time to 3rd closest provider	78.5 miles 118.6 mins




Access Overview - All Dentists (60 miles/60 minutes)

July 15, 2021

Access Analysis
 All Dentists (60 miles/60 minutes)
 DWP Member / Provider Groups
 DWP Members (Iowa)
 All Dentists (Iowa)

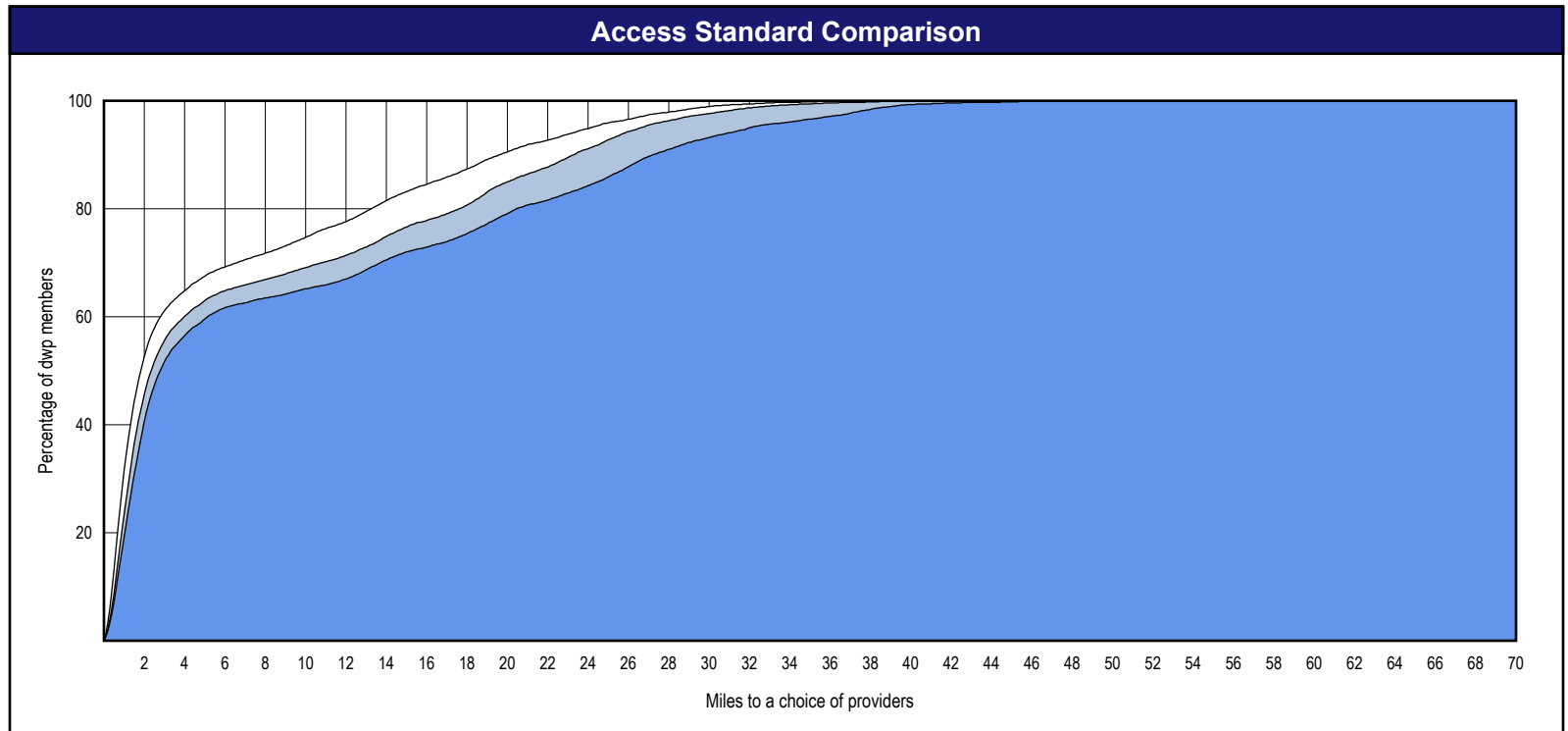
Comparison Graph
 Percent of dwp members with access to a choice of providers over miles
 1st closest
 2nd closest
 3rd closest

¹ The Access Standard is defined as (DWP Members (Iowa)) dwp members accessing:
 1 (All Dentists (Iowa)) provider in 60 miles and 60 minutes



Distances/Times

	Average
Distance/Time to 1st closest provider	6.3 miles 7.0 mins
Distance/Time to 2nd closest provider	7.8 miles 8.7 mins
Distance/Time to 3rd closest provider	9.5 miles 10.6 mins



Access Overview - General Dentists (60 miles/60 minutes)

July 15, 2021

Access Analysis
General Dentists (60 miles/60 minutes)


DWP Member / Provider Groups
DWP Members (Iowa)
General Dentists (Iowa)

Comparison Graph
Percent of dwp members with access to a choice of providers over miles

- 1st closest
- 2nd closest
- 3rd closest

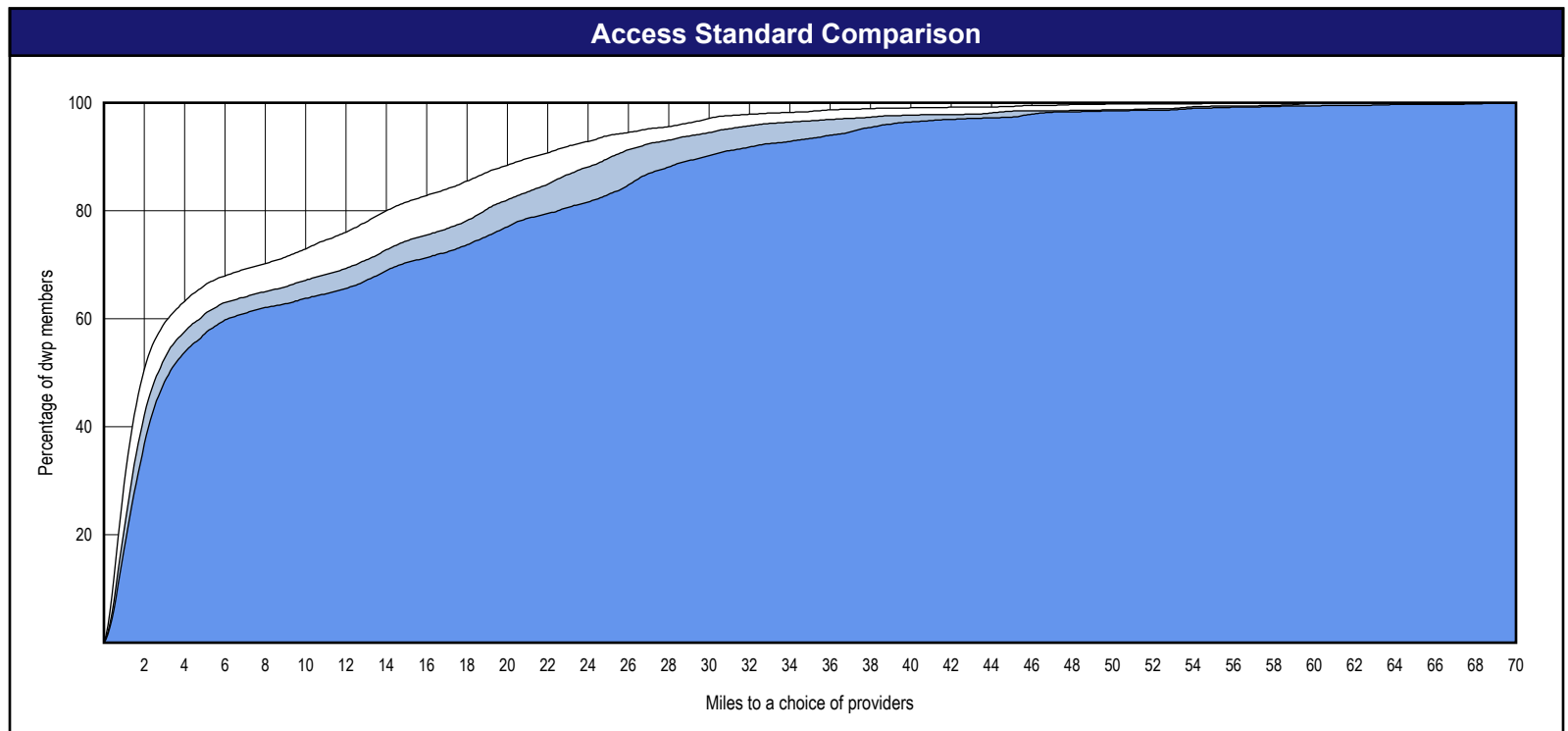
¹ The Access Standard is defined as (DWP Members (Iowa)) dwp members accessing:

1 (General Dentists (Iowa)) provider in 60 miles and 60 minutes



Distances/Times

	Average
Distance/Time to 1st closest provider	7.0 miles 7.8 mins
Distance/Time to 2nd closest provider	9.1 miles 10.1 mins
Distance/Time to 3rd closest provider	10.8 miles 12.1 mins



Access Overview - Pediatric Dentists (60 miles/60 minutes)

July 15, 2021

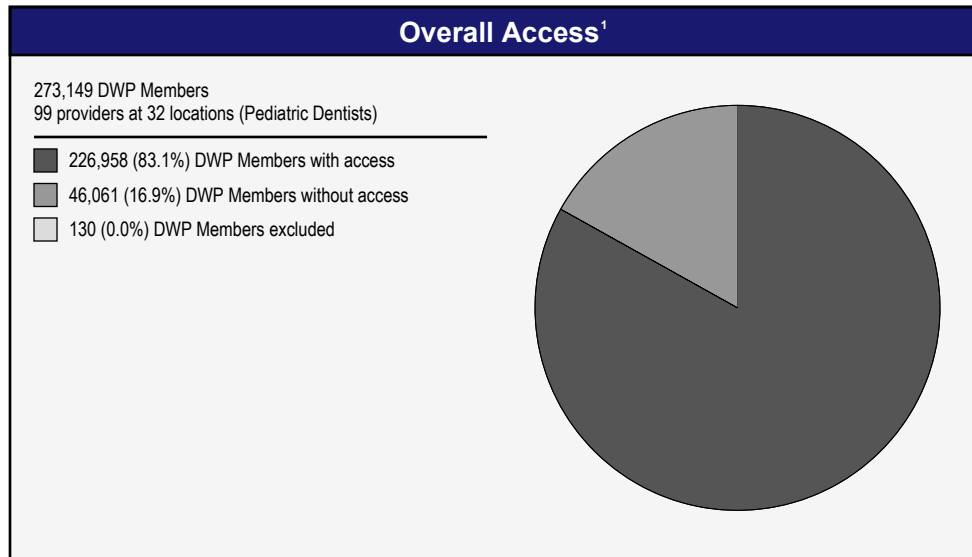
Access Analysis
 Pediatric Dentists (60 miles/60 minutes)

DWP Member / Provider Groups
 DWP Members (Iowa)
 Pediatric Dentists (Iowa)

Comparison Graph
 Percent of dwp members with access to a choice of providers over miles

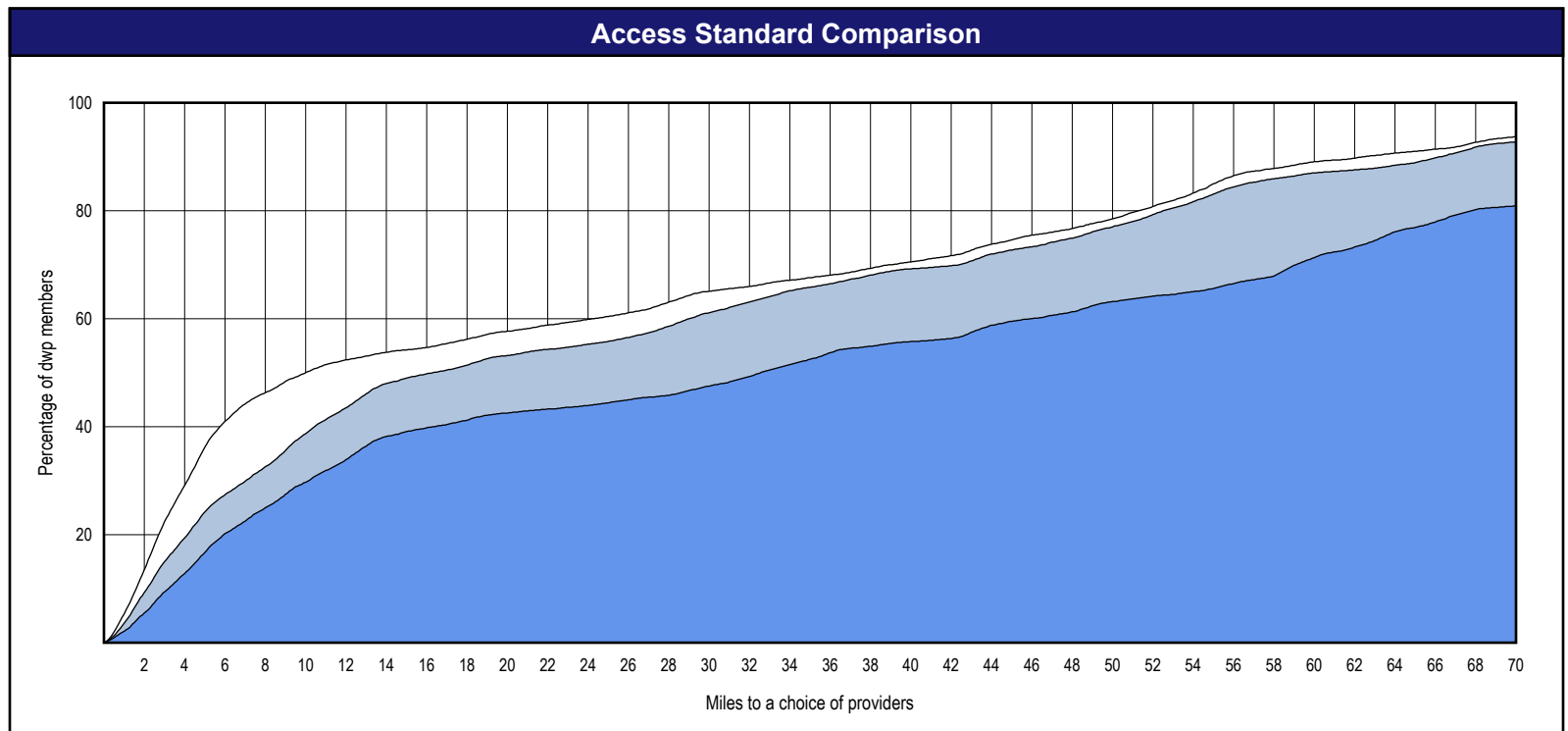
- 1st closest
- 2nd closest
- 3rd closest

¹ The Access Standard is defined as (DWP Members (Iowa)) dwp members accessing:
 1 (Pediatric Dentists (Iowa)) provider in 60 miles and 60 minutes



Distances/Times

	Average
Distance/Time to 1st closest provider	24.1 miles 27.3 mins
Distance/Time to 2nd closest provider	27.1 miles 30.7 mins
Distance/Time to 3rd closest provider	38.4 miles 44.3 mins



Access Overview - Orthodontists (60 miles/60 minutes)

July 15, 2021

Access Analysis
Orthodontists (60 miles/60 minutes)

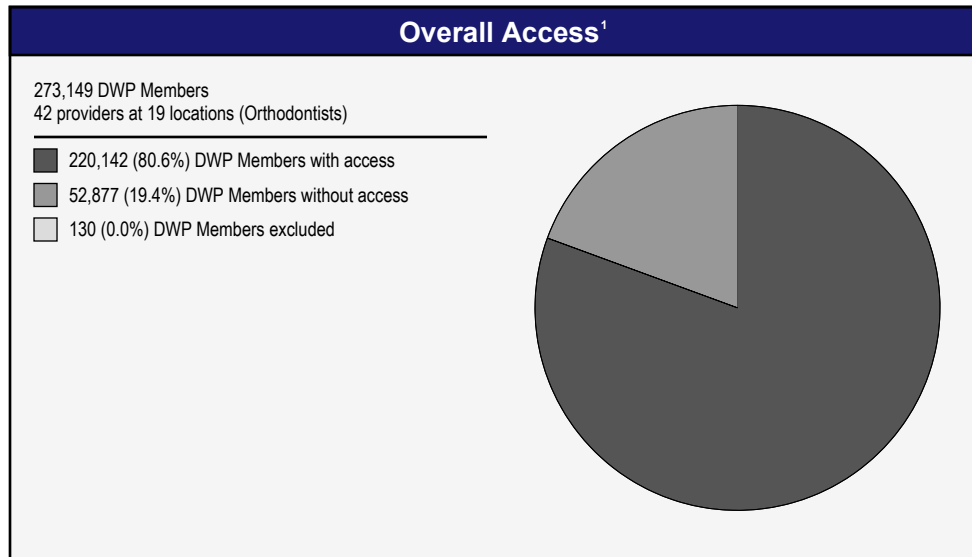
DWP Member / Provider Groups
DWP Members (Iowa)
Orthodontists (Iowa)

Comparison Graph
Percent of dwp members with access to a choice of providers over miles

- 1st closest
- 2nd closest
- 3rd closest

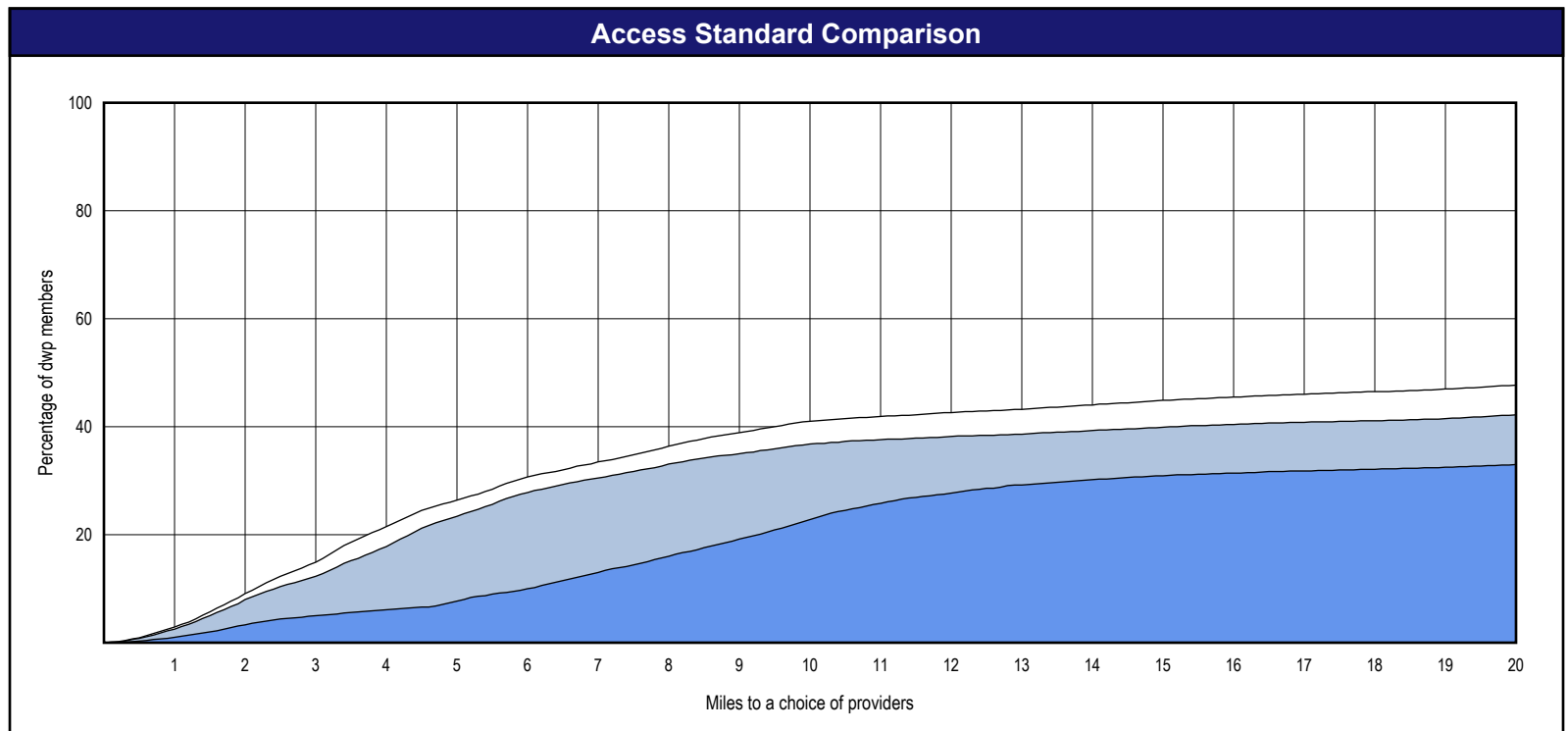
¹ The Access Standard is defined as (DWP Members (Iowa)) dwp members accessing:

1 (Orthodontists (Iowa)) provider in 60 miles and 60 minutes



Distances/Times

	Average
Distance/Time to 1st closest provider	26.9 miles 33.4 mins
Distance/Time to 2nd closest provider	33.6 miles 43.5 mins
Distance/Time to 3rd closest provider	39.6 miles 52.9 mins



Access Overview - Oral Surgeons (60 miles/60 minutes)

July 15, 2021


Access Analysis
Oral Surgeons (60 miles/60 minutes)

DWP Member / Provider Groups
DWP Members (Iowa)
Oral Surgeons (Iowa)

Comparison Graph
Percent of dwp members with access to a choice of providers over miles

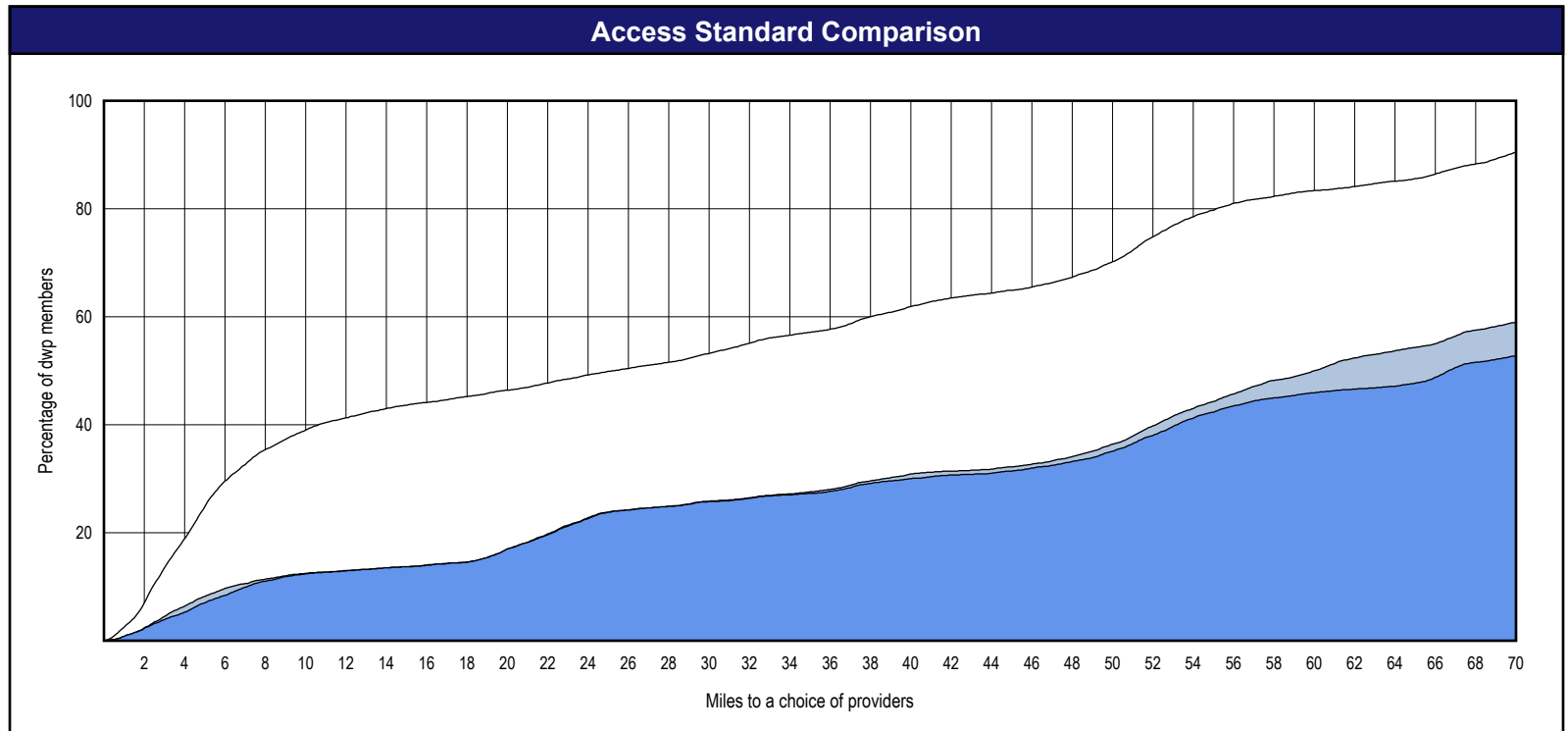
- 1st closest
- 2nd closest
- 3rd closest

¹ The Access Standard is defined as (DWP Members (Iowa)) dwp members accessing:
1 (Oral Surgeons (Iowa)) provider in 60 miles and 60 minutes



Distances/Times

	Average
Distance/Time to 1st closest provider	30.4 miles 38.4 mins
Distance/Time to 2nd closest provider	58.5 miles 73.5 mins
Distance/Time to 3rd closest provider	62.4 miles 77.1 mins



Access Overview - Endodontists (60 miles/60 minutes)

July 15, 2021

Access Analysis
Endodontists (60 miles/60 minutes)

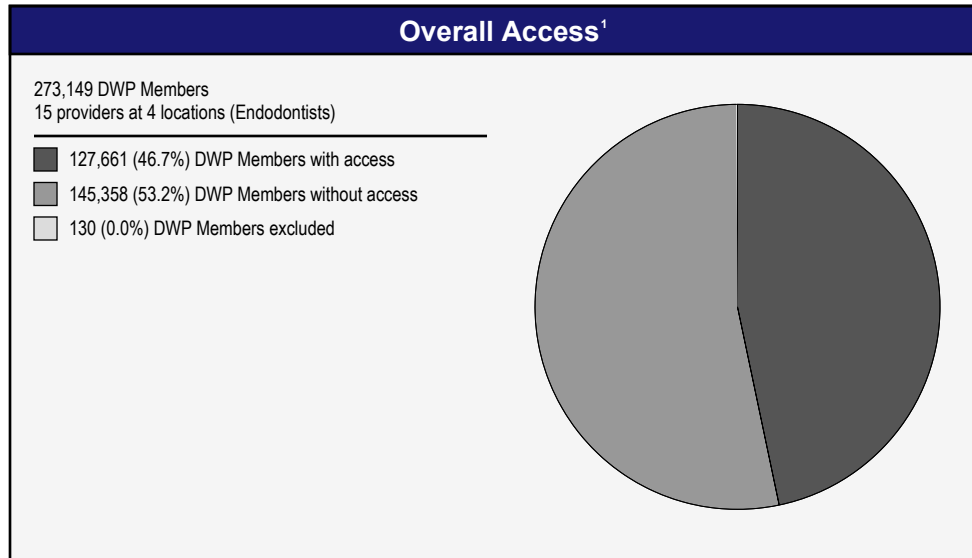
DWP Member / Provider Groups
DWP Members (Iowa)
Endodontists (Iowa)

Comparison Graph
Percent of dwp members with access to a choice of providers over miles

- 1st closest
- 2nd closest
- 3rd closest

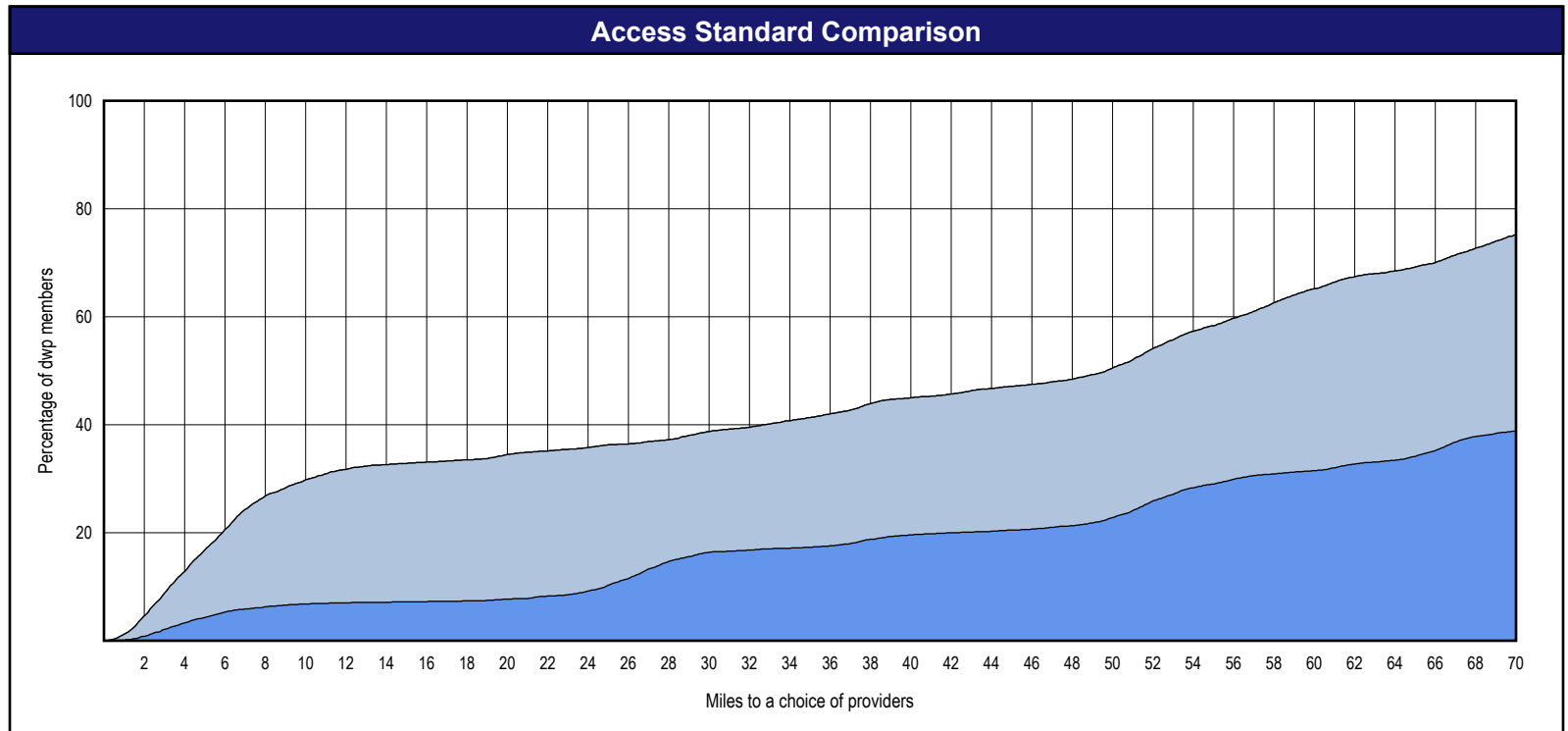
¹ The Access Standard is defined as (DWP Members (Iowa)) dwp members accessing:

1 (Endodontists (Iowa)) provider in 60 miles and 60 minutes



Distances/Times

	Average
Distance/Time to 1st closest provider	45.7 miles 63.9 mins
Distance/Time to 2nd closest provider	45.7 miles 63.9 mins
Distance/Time to 3rd closest provider	76.9 miles 107.8 mins



Access Overview - Prosthodontists (60 miles/60 minutes)

July 15, 2021

Access Analysis
Prosthodontists (60 miles/60 minutes)


DWP Member / Provider Groups
DWP Members (Iowa)
Prosthodontists (Iowa)

Comparison Graph
Percent of dwp members with access to a choice of providers over miles

- 1st closest
- 2nd closest
- 3rd closest

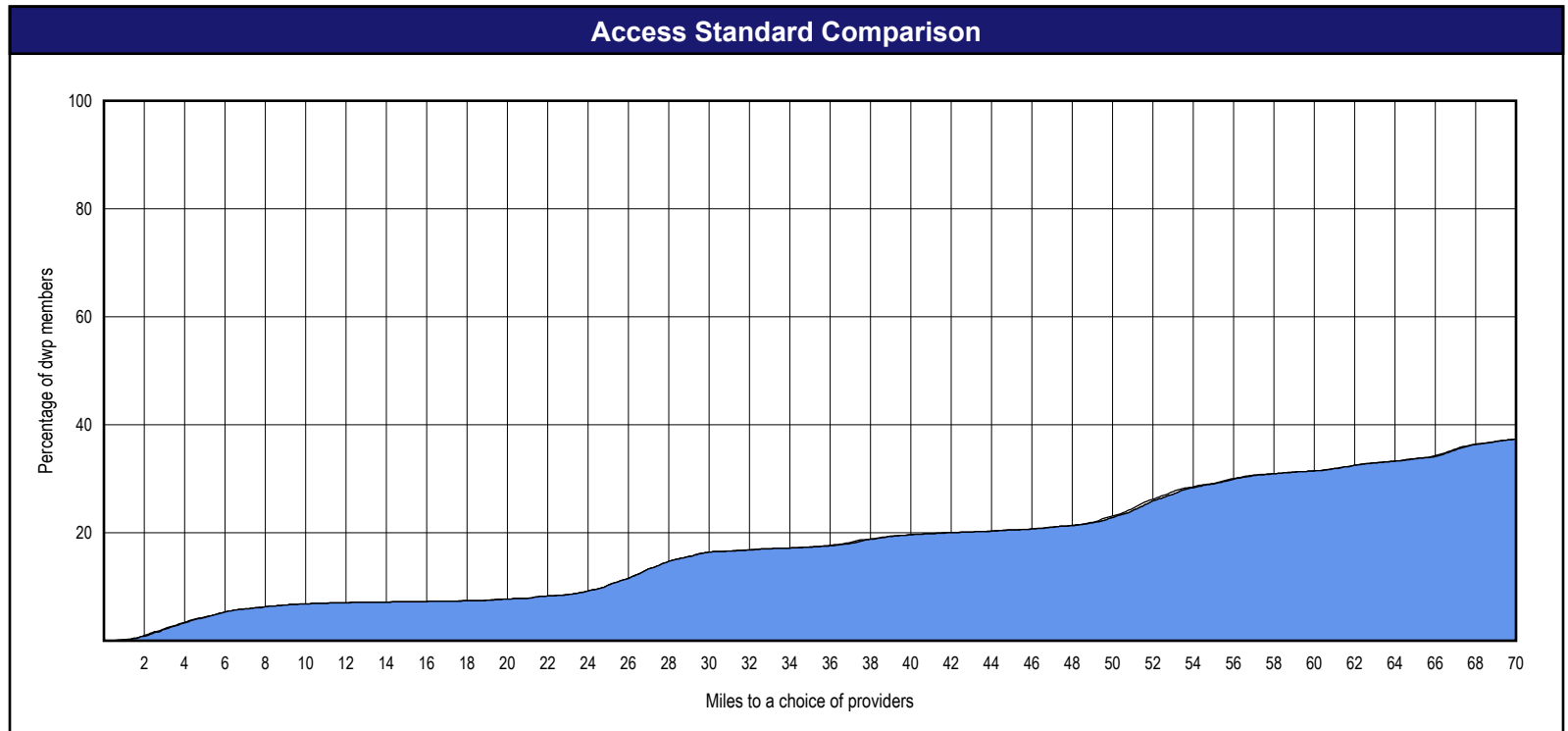
¹ The Access Standard is defined as (DWP Members (Iowa)) dwp members accessing:

1 (Prosthodontists (Iowa)) provider in 60 miles and 60 minutes



Distances/Times

	Average
Distance/Time to 1st closest provider	78.4 miles 118.5 mins
Distance/Time to 2nd closest provider	78.5 miles 118.6 mins
Distance/Time to 3rd closest provider	78.5 miles 118.6 mins



Access Overview - Periodontists (60 miles/60 minutes)

July 15, 2021


Access Analysis
Periodontists (60 miles/60 minutes)

DWP Member / Provider Groups
DWP Members (Iowa)
Periodontists (Iowa)

Comparison Graph
Percent of dwp members with access to a choice of providers over miles

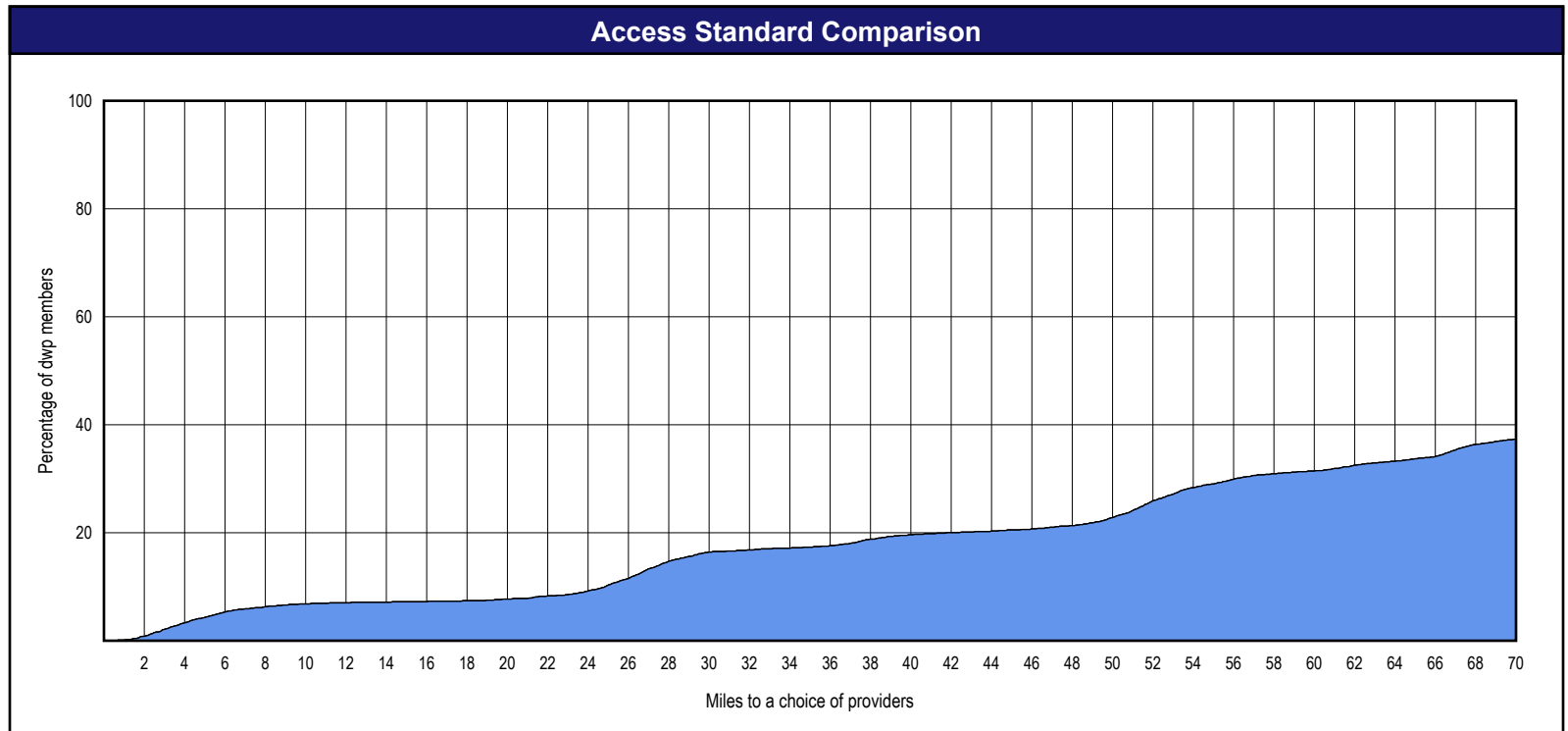
- 1st closest
- 2nd closest
- 3rd closest

¹ The Access Standard is defined as (DWP Members (Iowa)) dwp members accessing:
1 (Periodontists (Iowa)) provider in 60 miles and 60 minutes



Distances/Times

	Average
Distance/Time to 1st closest provider	78.5 miles 118.6 mins
Distance/Time to 2nd closest provider	78.5 miles 118.6 mins
Distance/Time to 3rd closest provider	78.5 miles 118.6 mins




Access Overview - All Dentists (90 miles/90 minutes)

July 15, 2021

Access Analysis
 All Dentists (90 miles/90 minutes)
 DWP Member / Provider Groups
 DWP Members (Iowa)
 All Dentists (Iowa)

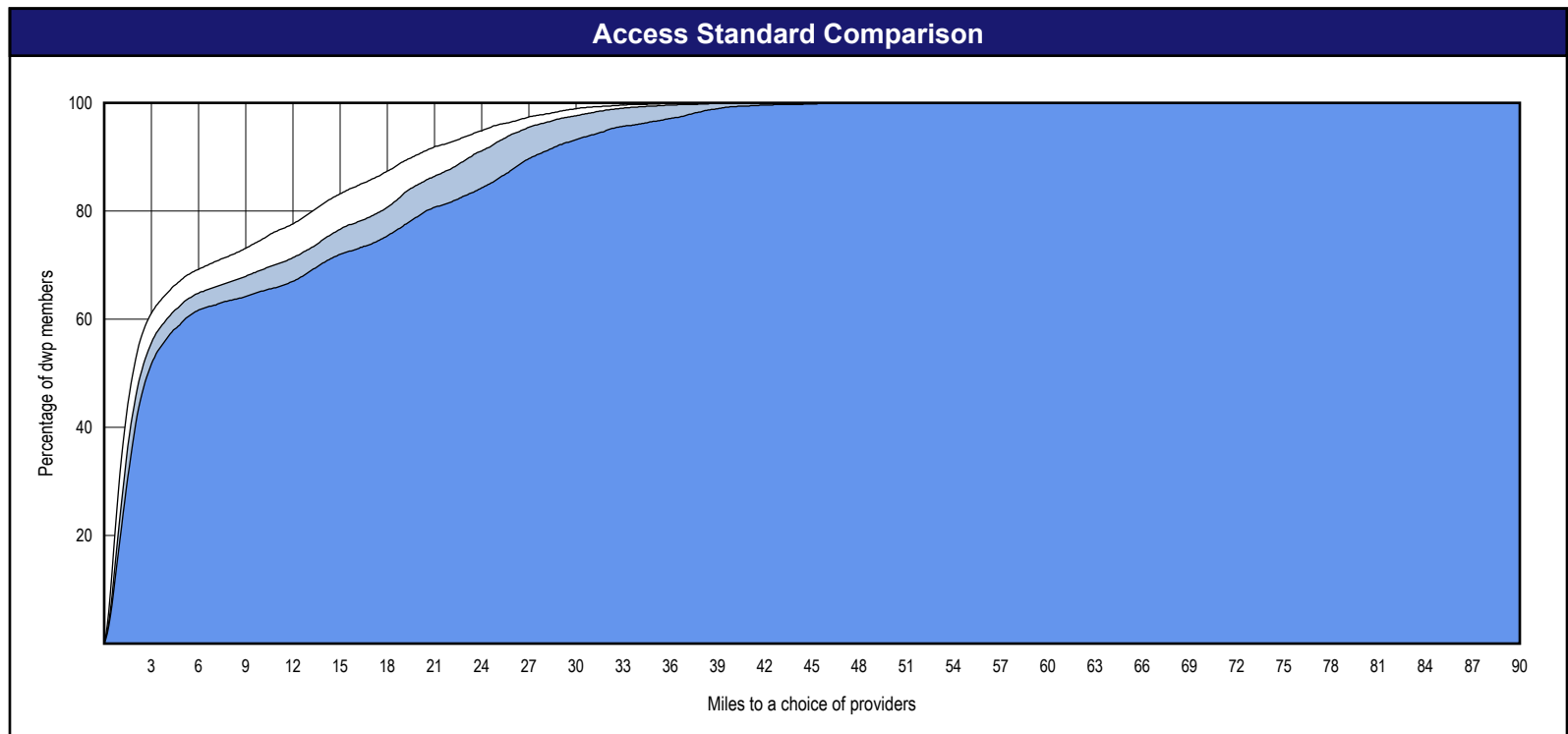
Comparison Graph
 Percent of dwp members with access to a choice of providers over miles
 1st closest
 2nd closest
 3rd closest

¹ The Access Standard is defined as (DWP Members (Iowa)) dwp members accessing:
 1 (All Dentists (Iowa)) provider in 90 miles and 90 minutes



Distances/Times

	Average
Distance/Time to 1st closest provider	6.3 miles 7.0 mins
Distance/Time to 2nd closest provider	7.8 miles 8.7 mins
Distance/Time to 3rd closest provider	9.5 miles 10.6 mins



Access Overview - General Dentists (90 miles/90 minutes)

July 15, 2021

Access Analysis
General Dentists (90 miles/90 minutes)


DWP Member / Provider Groups
DWP Members (Iowa)
General Dentists (Iowa)

Comparison Graph
Percent of dwp members with access to a choice of providers over miles

- 1st closest
- 2nd closest
- 3rd closest

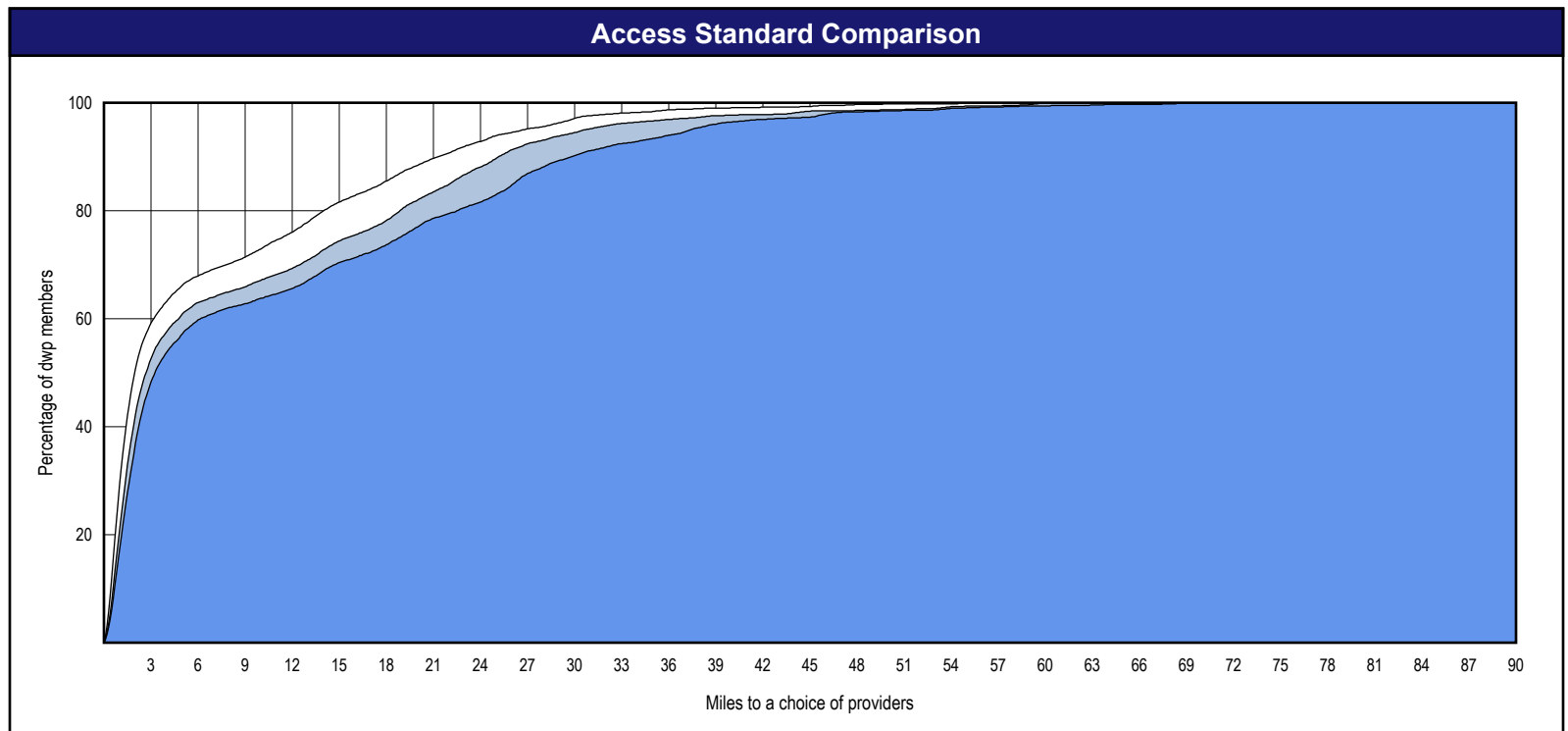
¹ The Access Standard is defined as (DWP Members (Iowa)) dwp members accessing:

1 (General Dentists (Iowa)) provider in 90 miles and 90 minutes



Distances/Times

	Average
Distance/Time to 1st closest provider	7.0 miles 7.8 mins
Distance/Time to 2nd closest provider	9.1 miles 10.1 mins
Distance/Time to 3rd closest provider	10.8 miles 12.1 mins



Access Overview - Pediatric Dentists (90 miles/90 minutes)

July 15, 2021

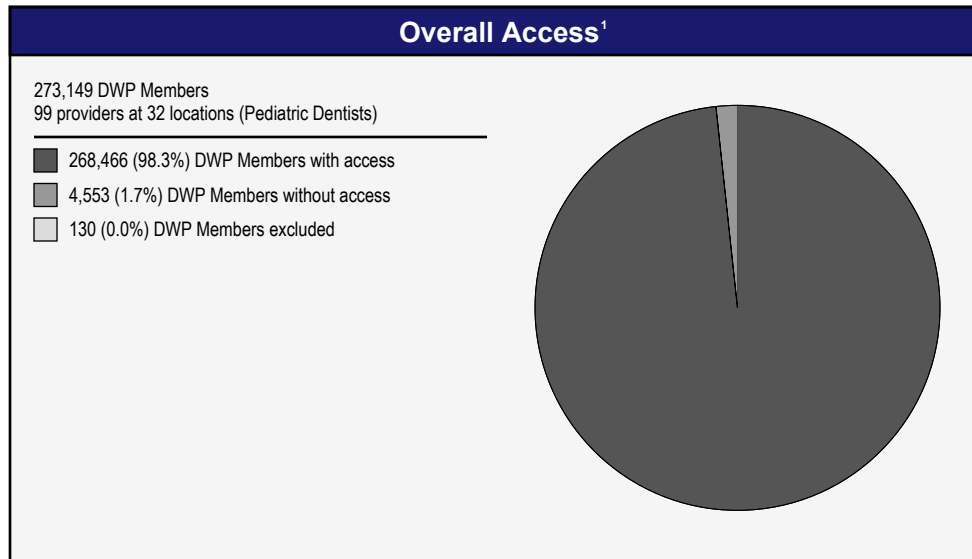
Access Analysis
 Pediatric Dentists (90 miles/90 minutes)

DWP Member / Provider Groups
 DWP Members (Iowa)
 Pediatric Dentists (Iowa)

Comparison Graph
 Percent of dwp members with access to a choice of providers over miles

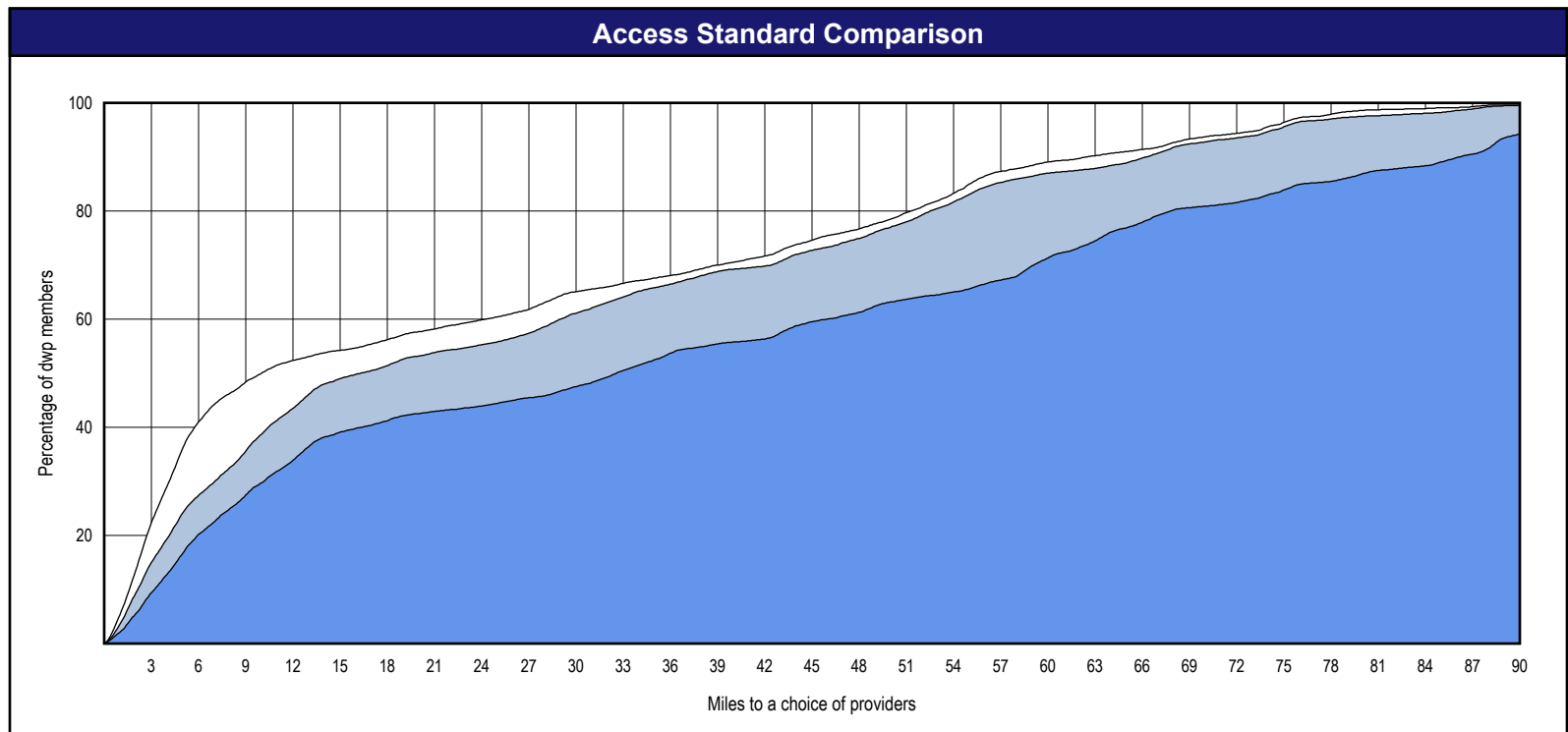
- 1st closest
- 2nd closest
- 3rd closest

¹ The Access Standard is defined as (DWP Members (Iowa)) dwp members accessing:
 1 (Pediatric Dentists (Iowa)) provider in 90 miles and 90 minutes



Distances/Times

	Average
Distance/Time to 1st closest provider	24.1 miles 27.3 mins
Distance/Time to 2nd closest provider	27.1 miles 30.7 mins
Distance/Time to 3rd closest provider	38.4 miles 44.3 mins



Access Overview - Orthodontists (90 miles/90 minutes)

July 15, 2021

Access Analysis
Orthodontists (90 miles/90 minutes)

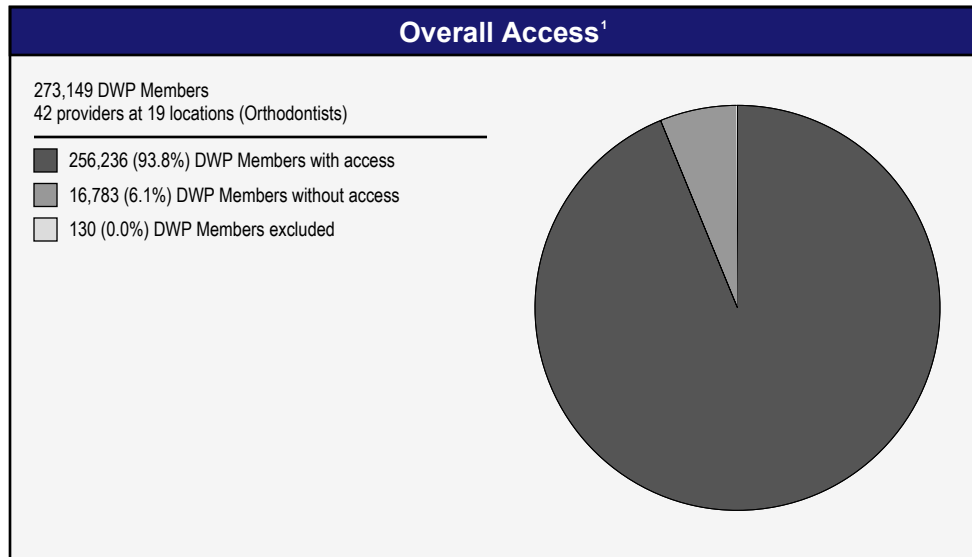
DWP Member / Provider Groups
DWP Members (Iowa)
Orthodontists (Iowa)

Comparison Graph
Percent of dwp members with access to a choice of providers over miles

- 1st closest
- 2nd closest
- 3rd closest

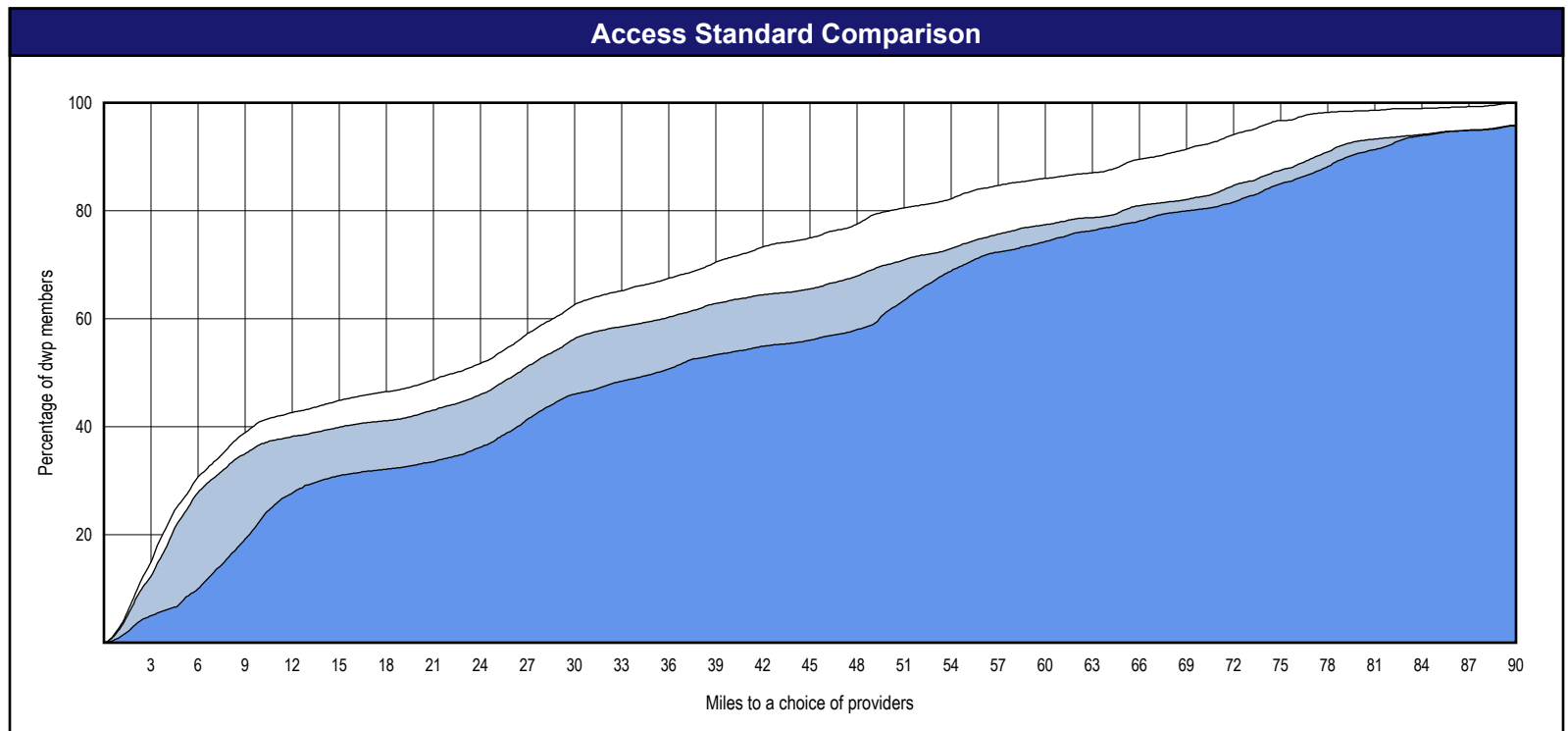
¹ The Access Standard is defined as (DWP Members (Iowa)) dwp members accessing:

1 (Orthodontists (Iowa)) provider in 90 miles and 90 minutes



Distances/Times

	Average
Distance/Time to 1st closest provider	26.9 miles 33.4 mins
Distance/Time to 2nd closest provider	33.6 miles 43.5 mins
Distance/Time to 3rd closest provider	39.6 miles 52.9 mins



Access Overview - Oral Surgeons (90 miles/90 minutes)

July 15, 2021

Access Analysis
Oral Surgeons (90 miles/90 minutes)

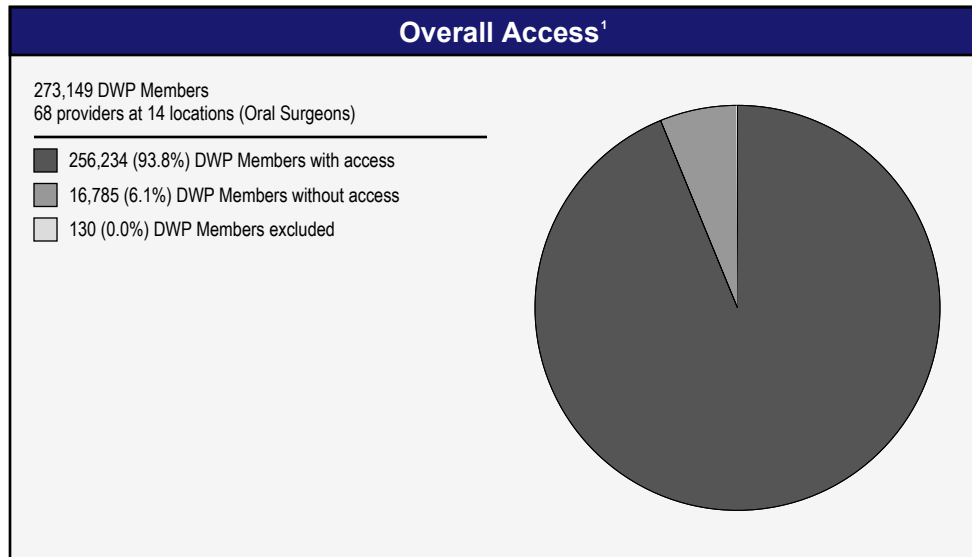
DWP Member / Provider Groups
DWP Members (Iowa)
Oral Surgeons (Iowa)

Comparison Graph
Percent of dwp members with access to a choice of providers over miles

- 1st closest
- 2nd closest
- 3rd closest

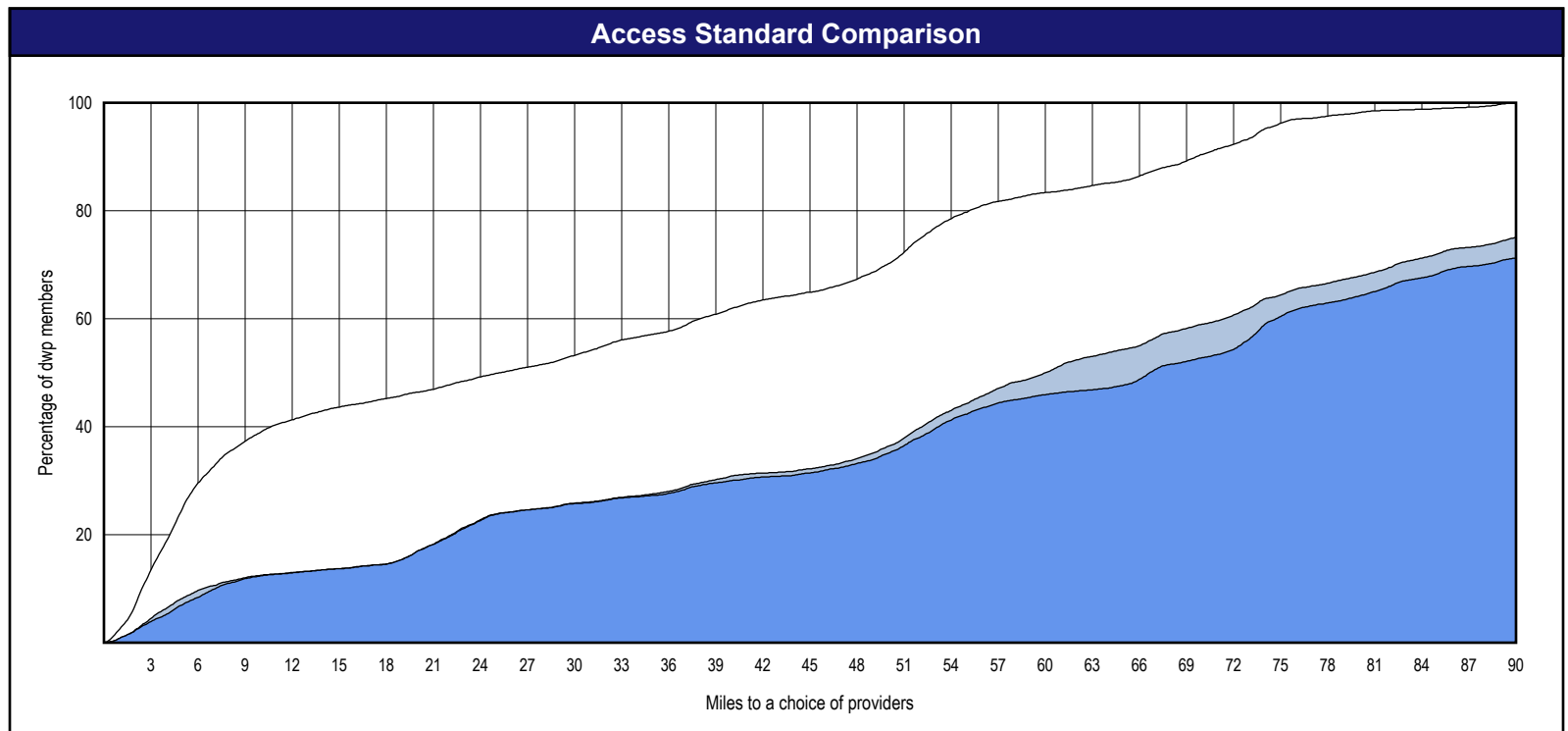
¹ The Access Standard is defined as (DWP Members (Iowa)) dwp members accessing:

1 (Oral Surgeons (Iowa)) provider in 90 miles and 90 minutes



Distances/Times

	Average
Distance/Time to 1st closest provider	30.4 miles 38.4 mins
Distance/Time to 2nd closest provider	58.5 miles 73.5 mins
Distance/Time to 3rd closest provider	62.4 miles 77.1 mins



Access Overview - Endodontists (90 miles/90 minutes)

July 15, 2021

Access Analysis
Endodontists (90 miles/90 minutes)


DWP Member / Provider Groups
DWP Members (Iowa)
Endodontists (Iowa)

Comparison Graph
Percent of dwp members with access to a choice of providers over miles

- 1st closest
- 2nd closest
- 3rd closest

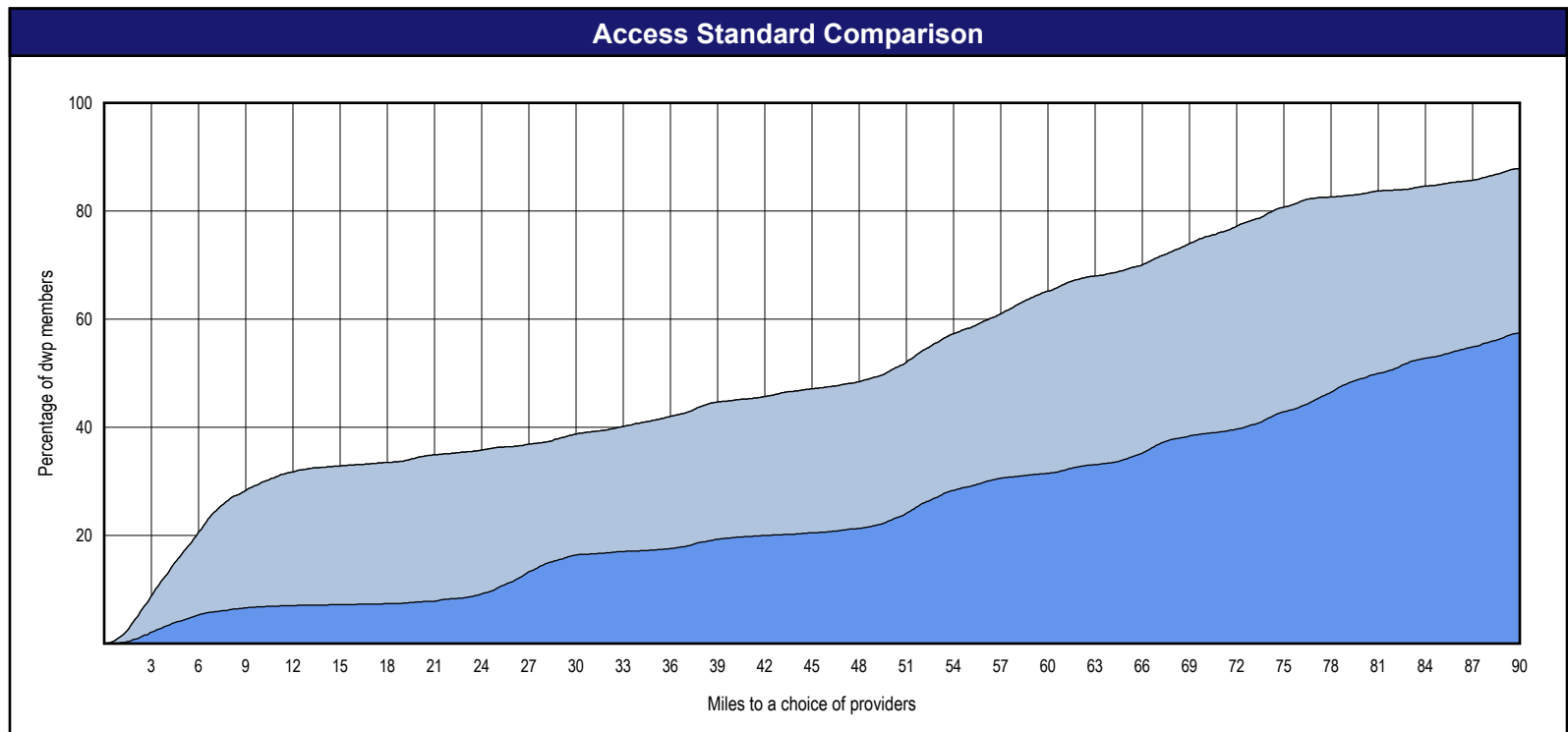
¹ The Access Standard is defined as (DWP Members (Iowa)) dwp members accessing:

1 (Endodontists (Iowa)) provider in 90 miles and 90 minutes



Distances/Times

	Average
Distance/Time to 1st closest provider	45.7 miles 63.9 mins
Distance/Time to 2nd closest provider	45.7 miles 63.9 mins
Distance/Time to 3rd closest provider	76.9 miles 107.8 mins



Access Overview - Prosthodontists (90 miles/90 minutes)

July 15, 2021

Access Analysis
Prosthodontists (90 miles/90 minutes)


DWP Member / Provider Groups
DWP Members (Iowa)
Prosthodontists (Iowa)

Comparison Graph
Percent of dwp members with access to a choice of providers over miles

- 1st closest
- 2nd closest
- 3rd closest

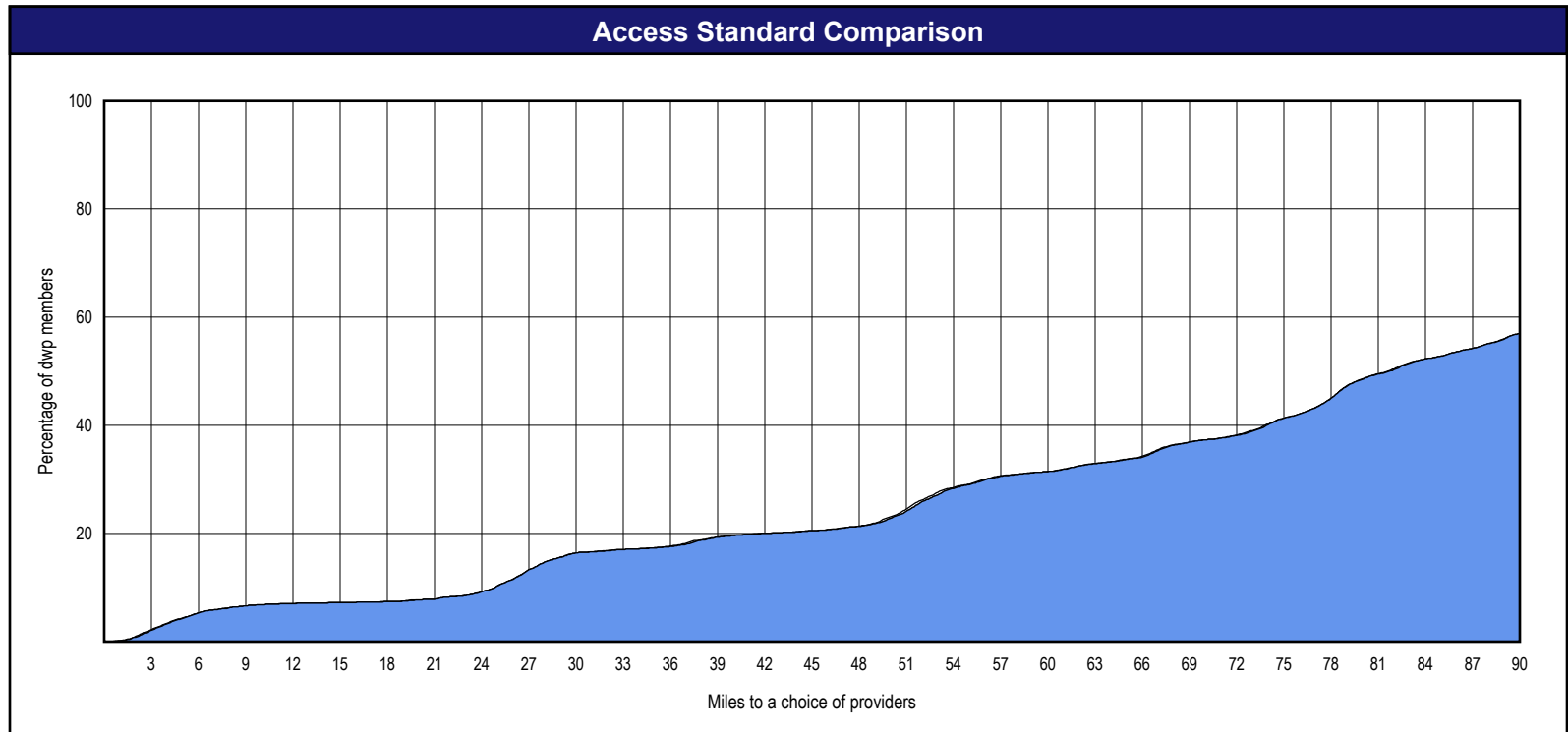
¹ The Access Standard is defined as (DWP Members (Iowa)) dwp members accessing:

1 (Prosthodontists (Iowa)) provider in 90 miles and 90 minutes



Distances/Times

	Average
Distance/Time to 1st closest provider	78.4 miles 118.5 mins
Distance/Time to 2nd closest provider	78.5 miles 118.6 mins
Distance/Time to 3rd closest provider	78.5 miles 118.6 mins



Access Overview - Periodontists (90 miles/90 minutes)

July 15, 2021

Access Analysis
Periodontists (90 miles/90 minutes)


DWP Member / Provider Groups
DWP Members (Iowa)
Periodontists (Iowa)

Comparison Graph
Percent of dwp members with access to a choice of providers over miles

- 1st closest
- 2nd closest
- 3rd closest

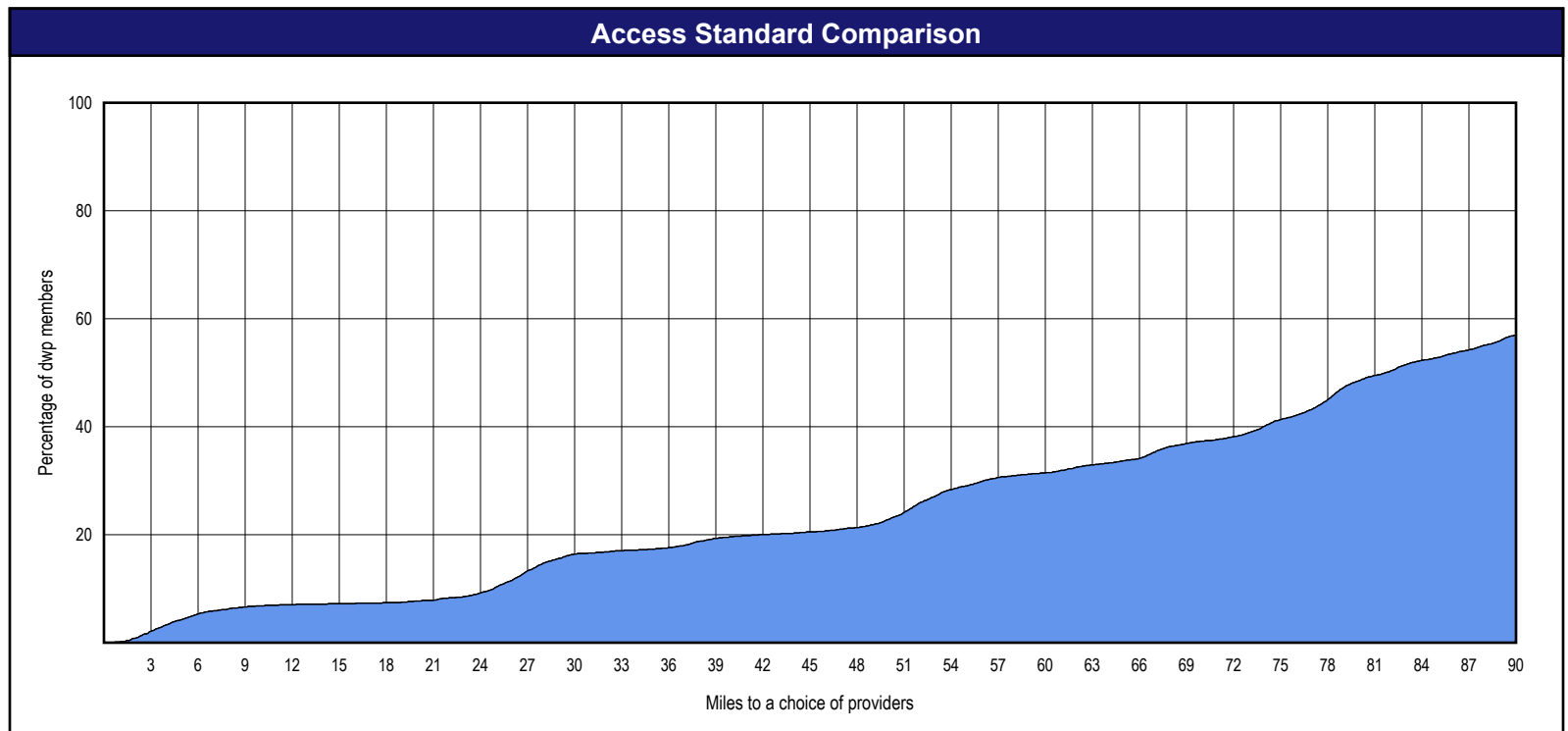
¹ The Access Standard is defined as (DWP Members (Iowa)) dwp members accessing:

1 (Periodontists (Iowa)) provider in 90 miles and 90 minutes



Distances/Times

	Average
Distance/Time to 1st closest provider	78.5 miles 118.6 mins
Distance/Time to 2nd closest provider	78.5 miles 118.6 mins
Distance/Time to 3rd closest provider	78.5 miles 118.6 mins



All Dentists Access Map

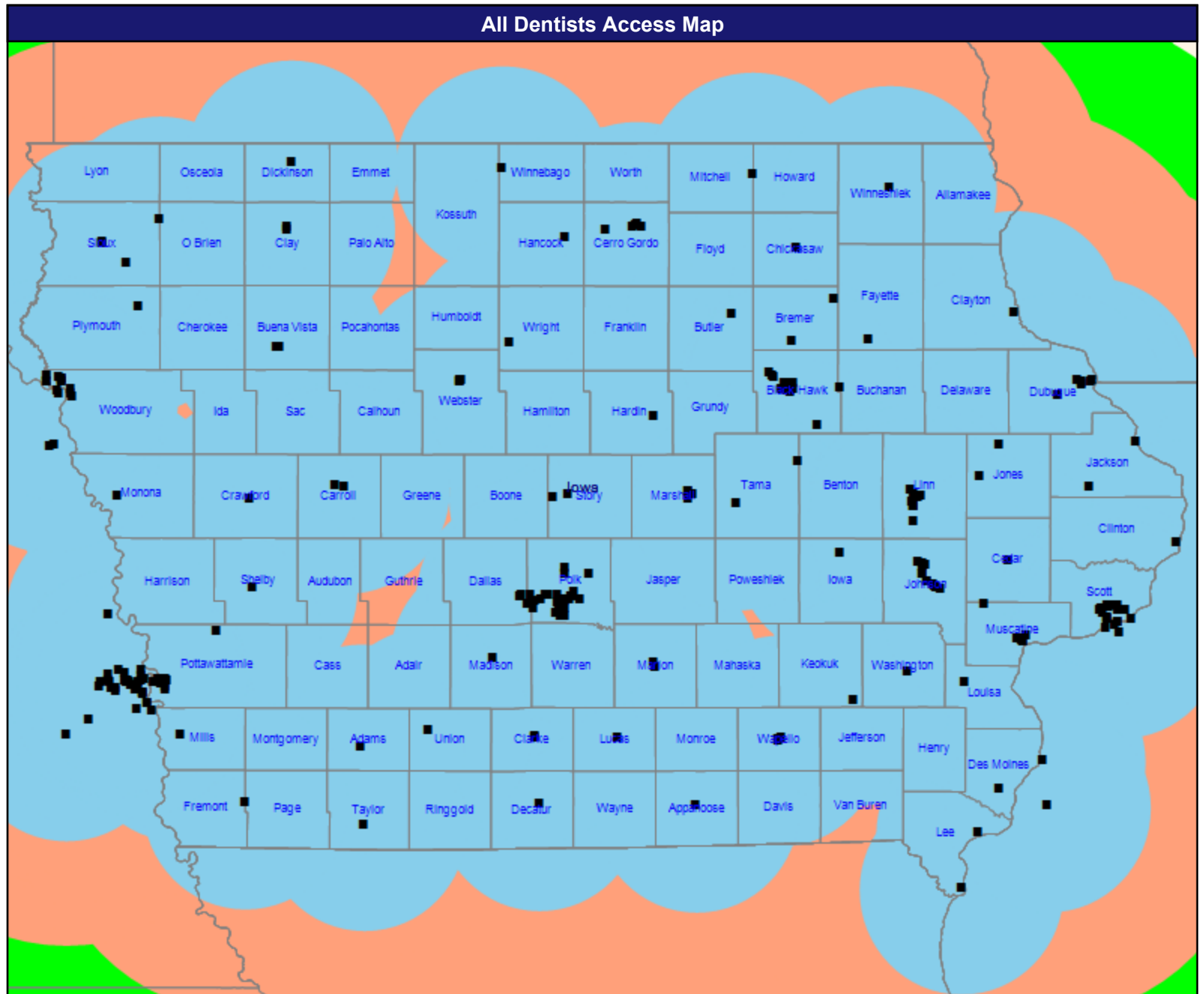
July 15, 2021

All Dentists

Total Providers: 1,132

- All providers
- 30 mile radius
- 60 mile radius
- 90 mile radius

41.42 miles



Endodontists Access Map

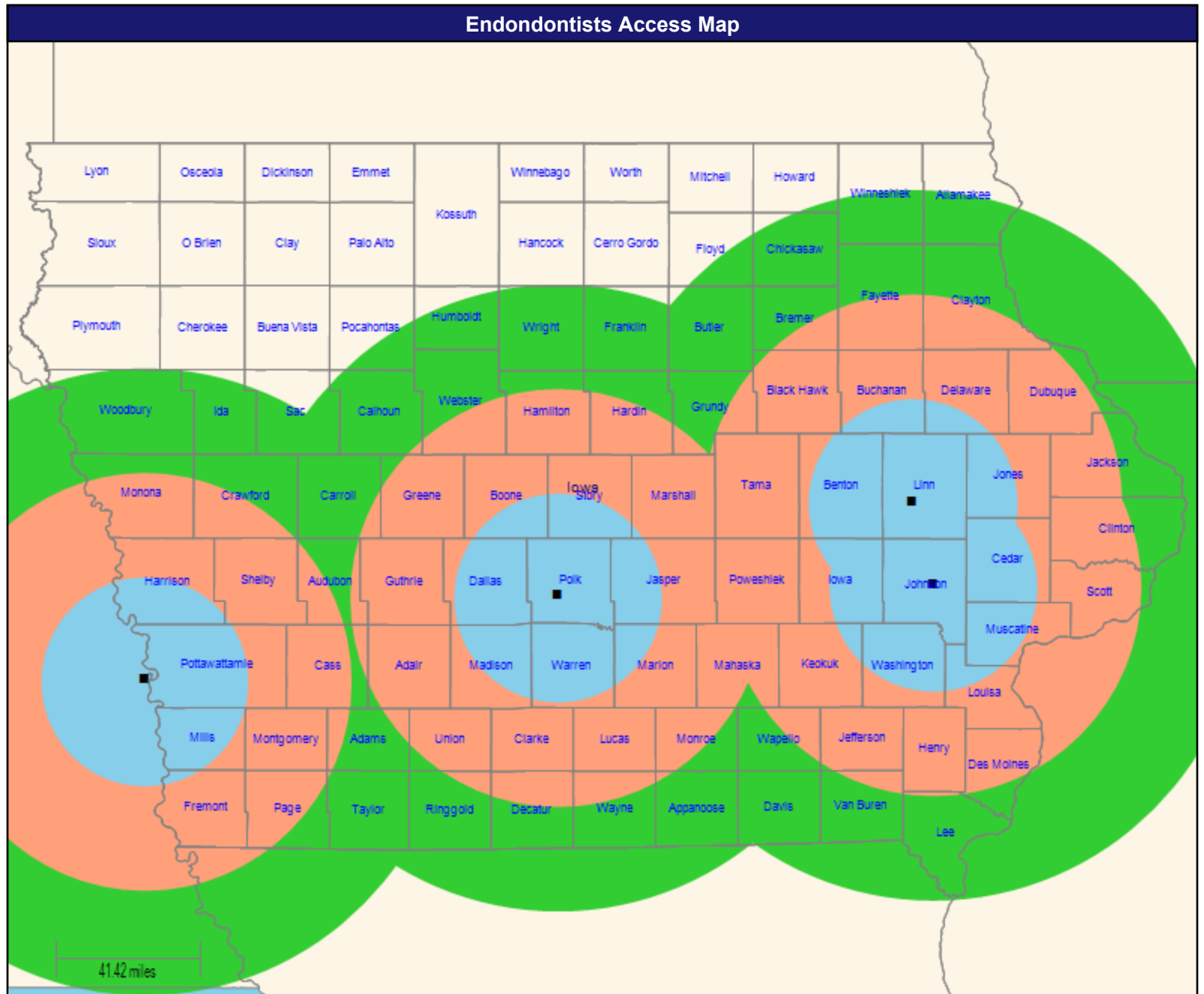
July 15, 2021

Endodontists

Total Providers: 15

- All providers
- 30 mile radius
- 60 mile radius
- 90 mile radius

41.42 miles



General Dentists Access Map

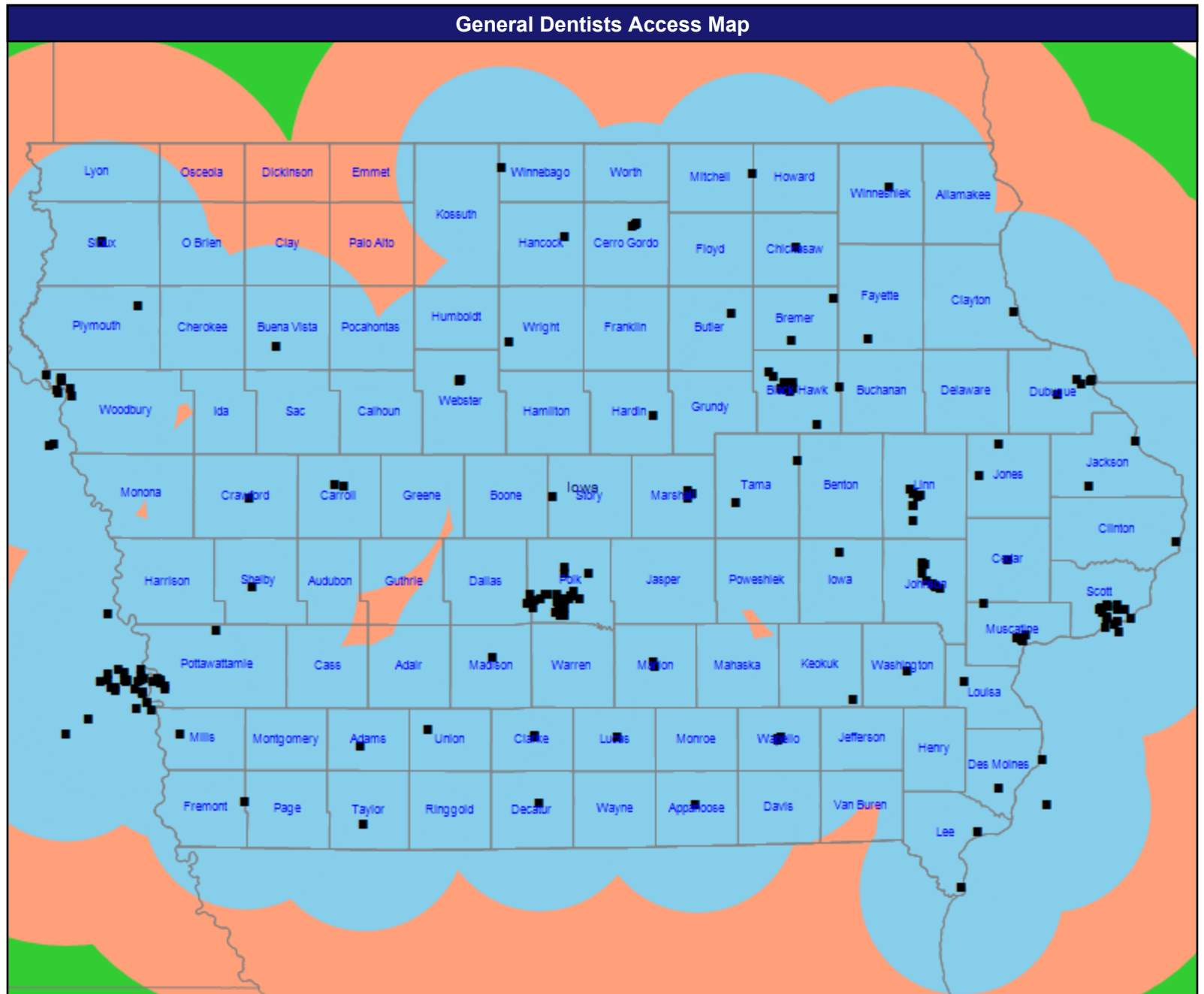
July 15, 2021

General Dentists

Total Providers: 837

- All providers
- 30 mile radius
- 60 mile radius
- 90 mile radius

41.42 miles



Oral Surgeons Access Map

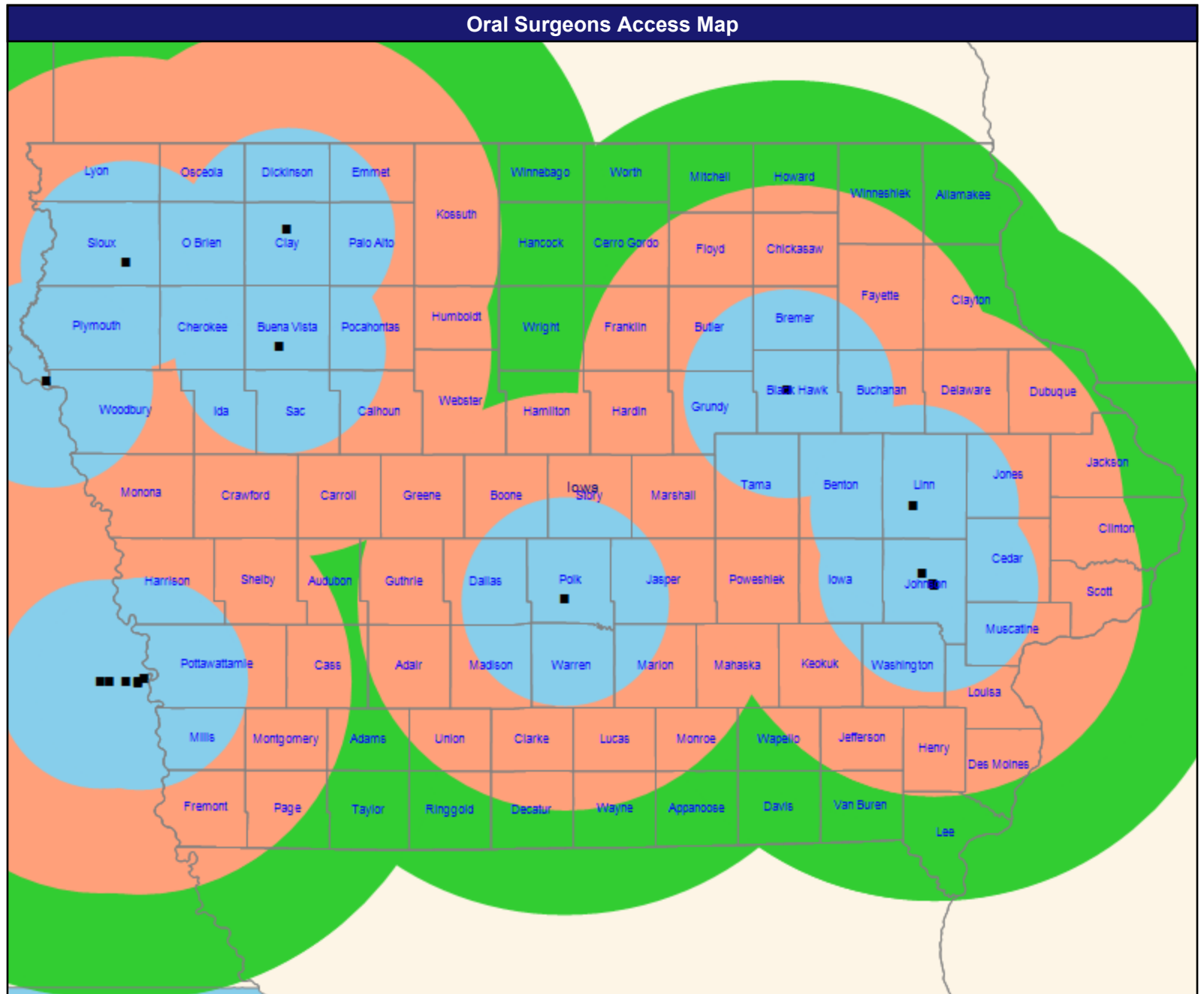
July 15, 2021

Oral Surgeons

Total Providers: 76

- All providers
- 30 mile radius
- 60 mile radius
- 90 mile radius

41.42 miles



Orthodontists Access Map

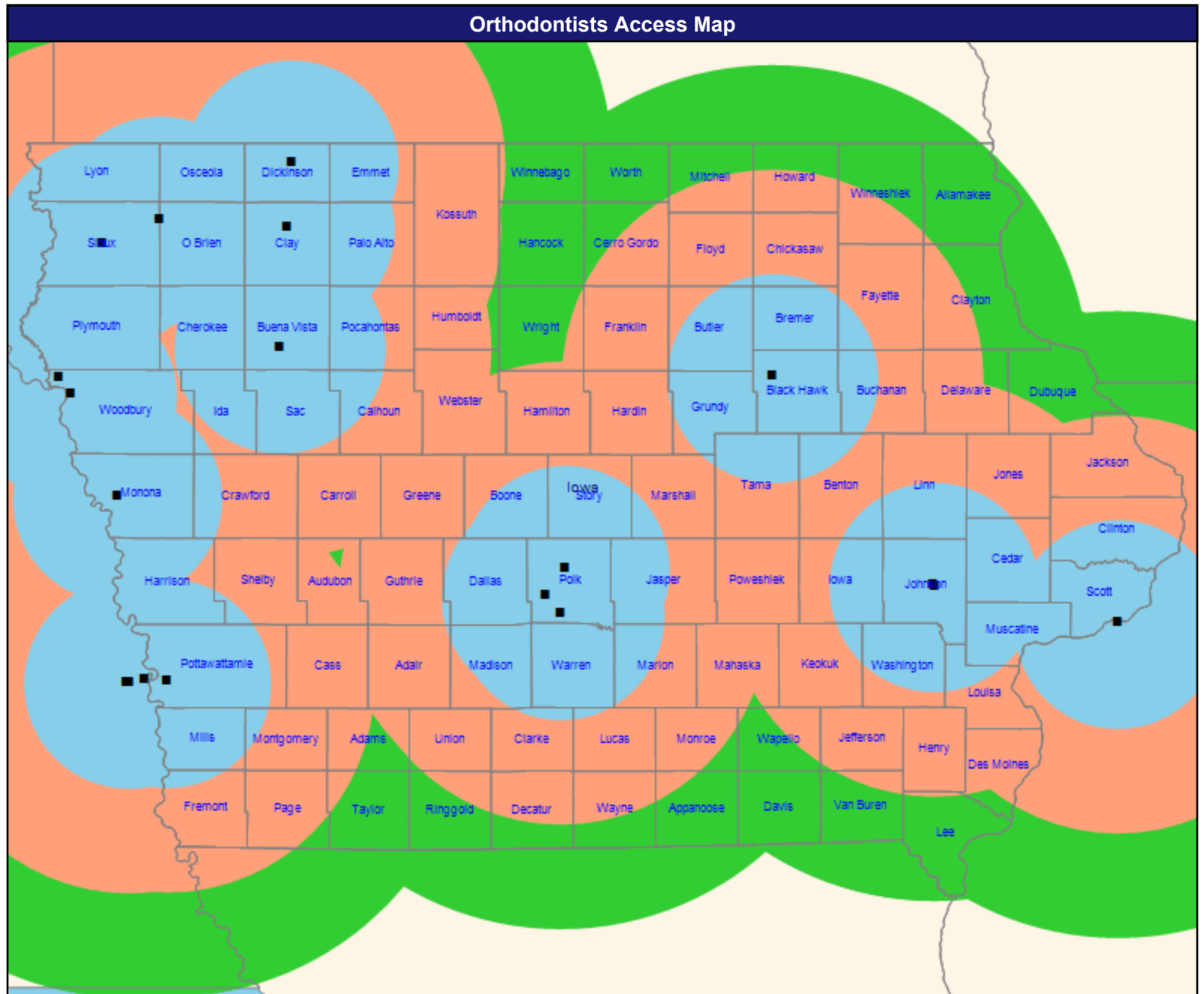
July 15, 2021

Orthodontists

Total Providers: 42

- All providers
- 30 mile radius
- 60 mile radius
- 90 mile radius

41.42 miles



Pediatric Dentists Access Map

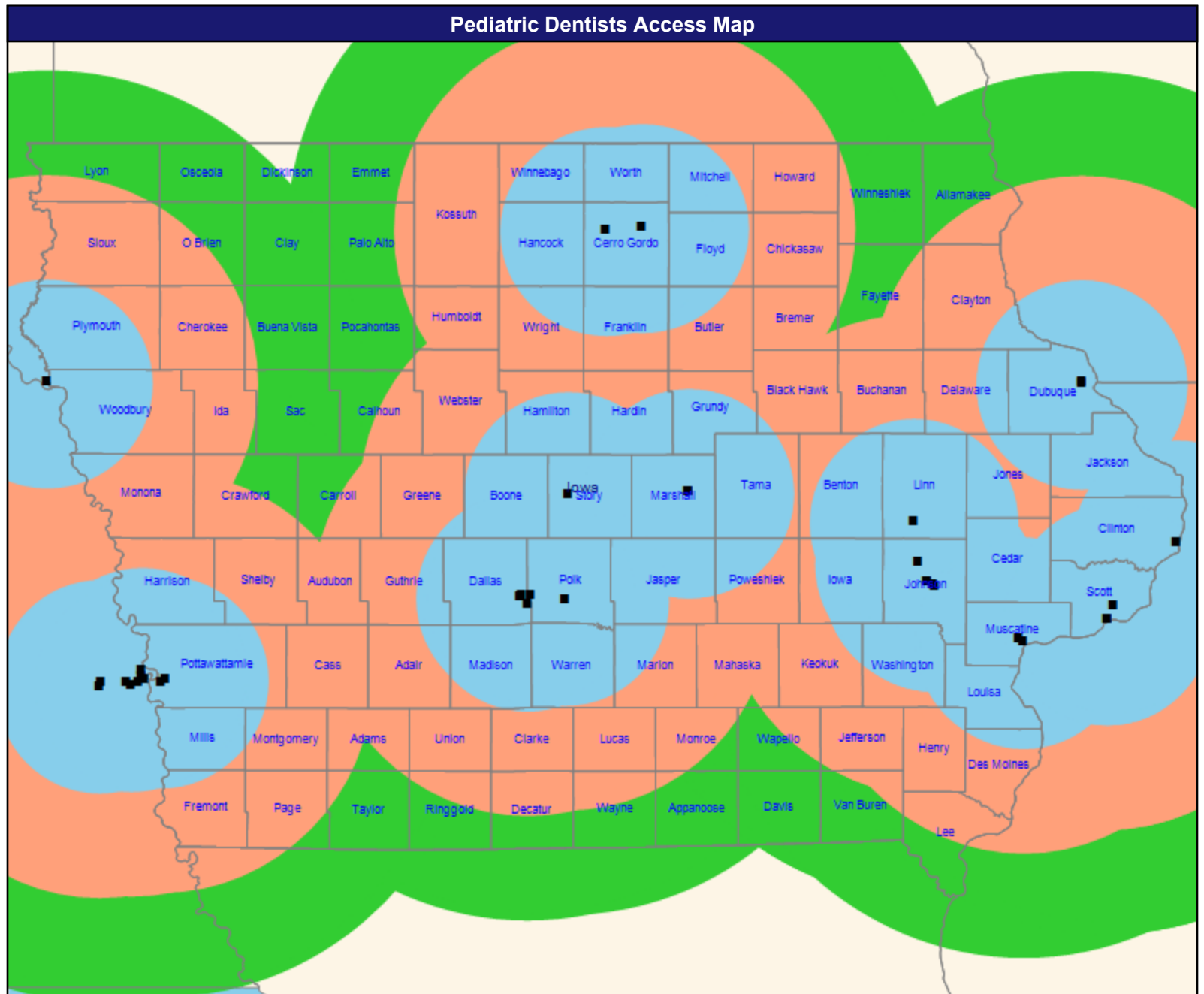
July 15, 2021

Pediatric Dentists

Total Providers: 103

- All providers
- 30 mile radius
- 60 mile radius
- 90 mile radius

41.42 miles



Periodontists Access Map

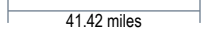
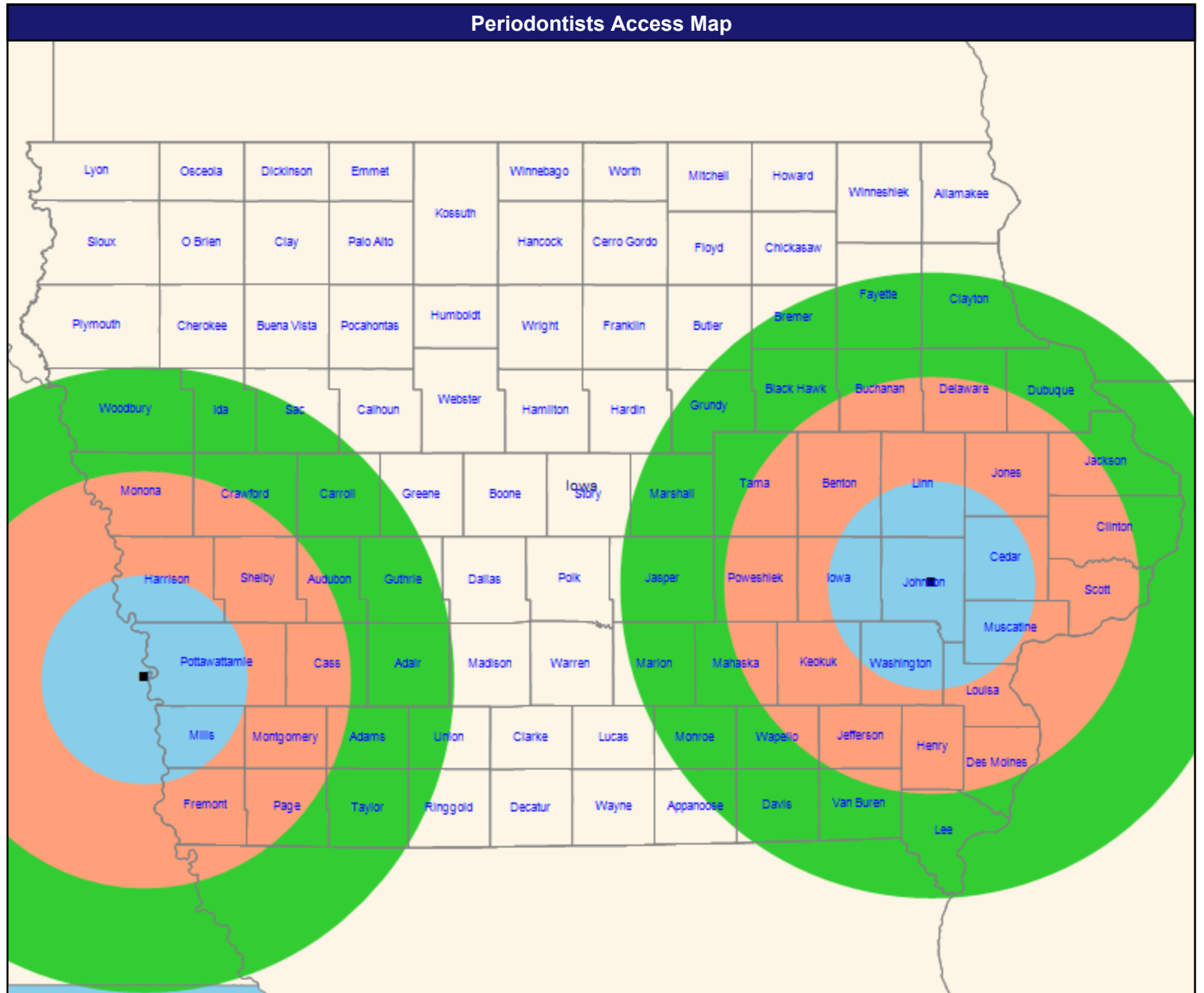
July 15, 2021

Periodontists

Total Providers: 13

- All providers
- 30 mile radius
- 60 mile radius
- 90 mile radius

41.42 miles

Prosthodontists Access Map

July 15, 2021

Prosthodontists

Total Providers: 21

- All providers
- 30 mile radius
- 60 mile radius
- 90 mile radius

41.42 miles

