



Network Access Analysis

Dental Wellness Plan
MCNA Dental

April 13, 2021

Contents

Report Contents

Access Overview - All Dentists (30 miles/30 minutes)	4
Access Overview - General Dentists (30 miles/30 minutes)	5
Access Overview - Pediatric Dentists (30 miles/30 minutes)	6
Access Overview - Orthodontists (30 miles/30 minutes)	7
Access Overview - Oral Surgeons (30 miles/30 minutes)	8
Access Overview - Periodontists (30 miles/30 minutes)	9
Access Overview - Endodontists (30 miles/30 minutes)	10
Access Overview - Prosthodontists (30 miles/30 minutes)	11
Access Overview - All Dentists (60 miles/60 minutes)	12
Access Overview - General Dentists (60 miles/60 minutes)	13
Access Overview - Pediatric Dentists (60 miles/60 minutes)	14
Access Overview - Orthodontists (60 miles/60 minutes)	15
Access Overview - Oral Surgeons (60 miles/60 minutes)	16
Access Overview - Endodontists (60 miles/60 minutes)	17
Access Overview - Prosthodontists (60 miles/60 minutes)	18
Access Overview - Periodontists (60 miles/60 minutes)	19
Access Overview - All Dentists (90 miles/90 minutes)	20
Access Overview - General Dentists (90 miles/90 minutes)	21
Access Overview - Pediatric Dentists (90 miles/90 minutes)	22
Access Overview - Orthodontists (90 miles/90 minutes)	23
Access Overview - Oral Surgeons (90 miles/90 minutes)	24
Access Overview - Endodontists (90 miles/90 minutes)	25
Access Overview - Prosthodontists (90 miles/90 minutes)	26
Access Overview - Periodontists (90 miles/90 minutes)	27

Contents

Report Contents

All Dentists Access Map	28
Endodontists Access Map	29
General Dentists Access Map	30
Oral Surgeons Access Map	31
Orthodontists Access Map	32
Pediatric Dentists Access Map	33
Periodontists Access Map	34
Prosthodontists Access Map	35
Access Summary By County	36
Access Detail By County	37

Access Overview - All Dentists (30 miles/30 minutes)

April 13, 2021

Access Analysis
All Dentists (30 miles/30 minutes)


DWP Member / Provider Groups
DWP Members (Iowa)
All Dentists (Iowa)

Comparison Graph
Percent of dwp members with access to a choice of providers over miles

- 1st closest
- 2nd closest
- 3rd closest

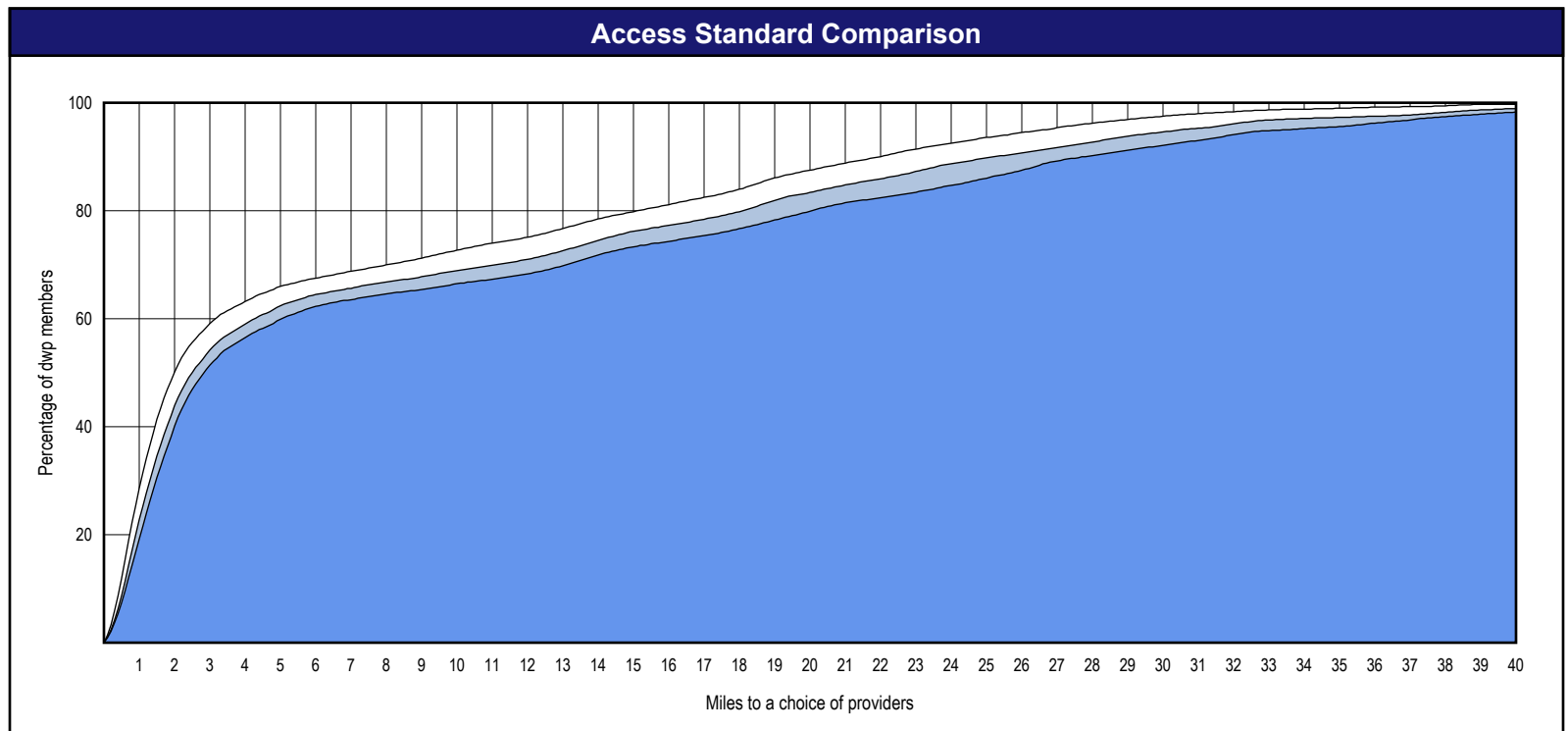
¹ The Access Standard is defined as (DWP Members (Iowa)) dwp members accessing:

1 (All Dentists (Iowa)) provider in 30 miles and 30 minutes



Distances/Times

	Average
Distance/Time to 1st closest provider	7.1 miles 7.9 mins
Distance/Time to 2nd closest provider	8.5 miles 9.5 mins
Distance/Time to 3rd closest provider	9.5 miles 10.7 mins



Access Overview - General Dentists (30 miles/30 minutes)

April 13, 2021

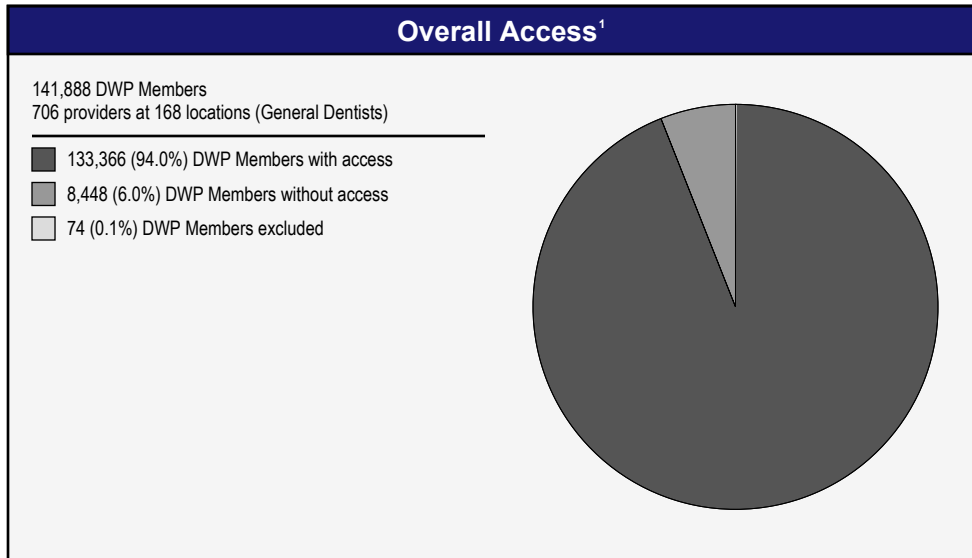
Access Analysis
General Dentists (30 miles/30 minutes)

DWP Member / Provider Groups
DWP Members (Iowa)
General Dentists (Iowa)

Comparison Graph
Percent of dwp members with access to a choice of providers over miles

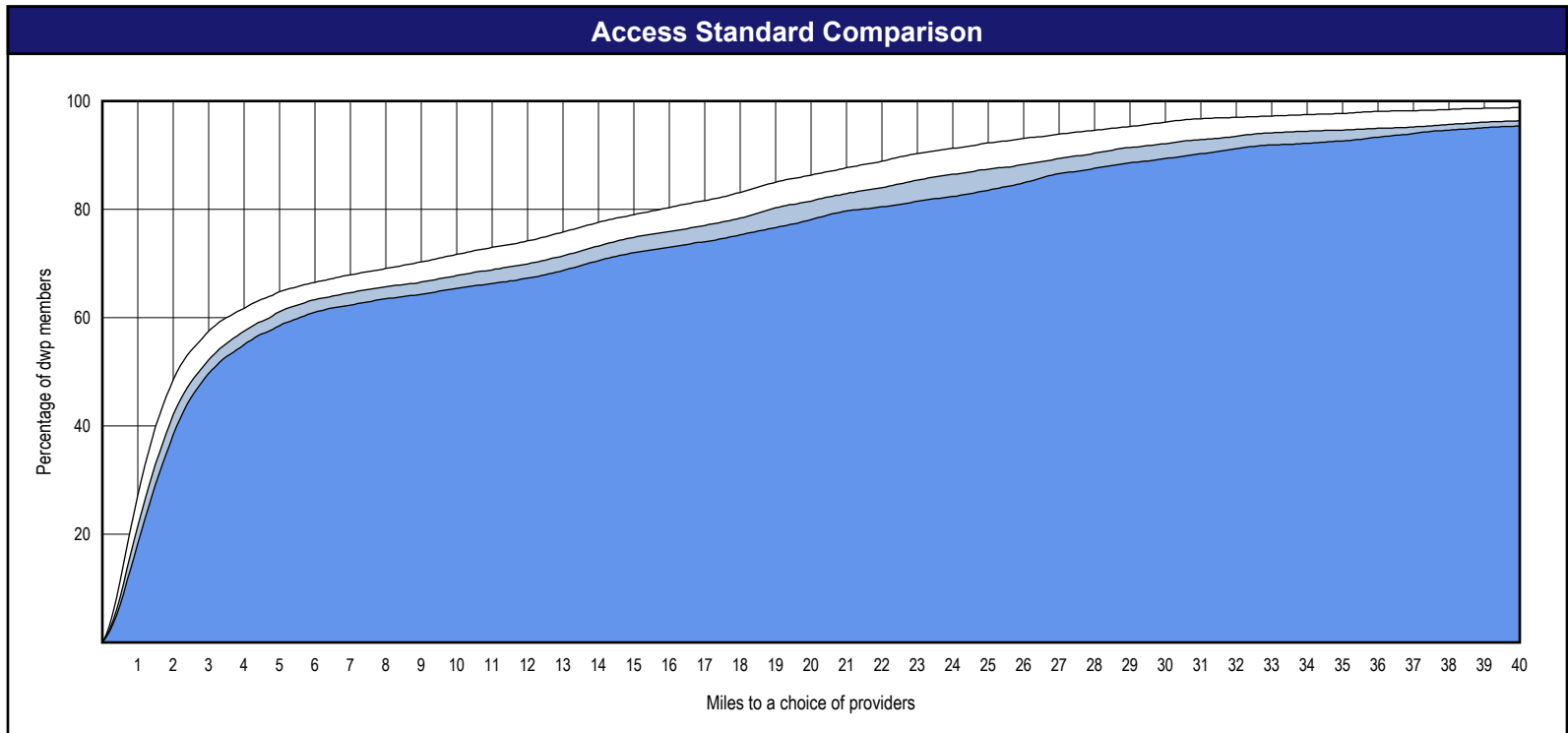
- 1st closest
- 2nd closest
- 3rd closest

¹ The Access Standard is defined as (DWP Members (Iowa)) dwp members accessing:
1 (General Dentists (Iowa)) provider in 30 miles and 30 minutes



Distances/Times

	Average
Distance/Time to 1st closest provider	7.6 miles 8.5 mins
Distance/Time to 2nd closest provider	9.5 miles 10.6 mins
Distance/Time to 3rd closest provider	10.7 miles 11.9 mins



Access Overview - Pediatric Dentists (30 miles/30 minutes)

April 13, 2021

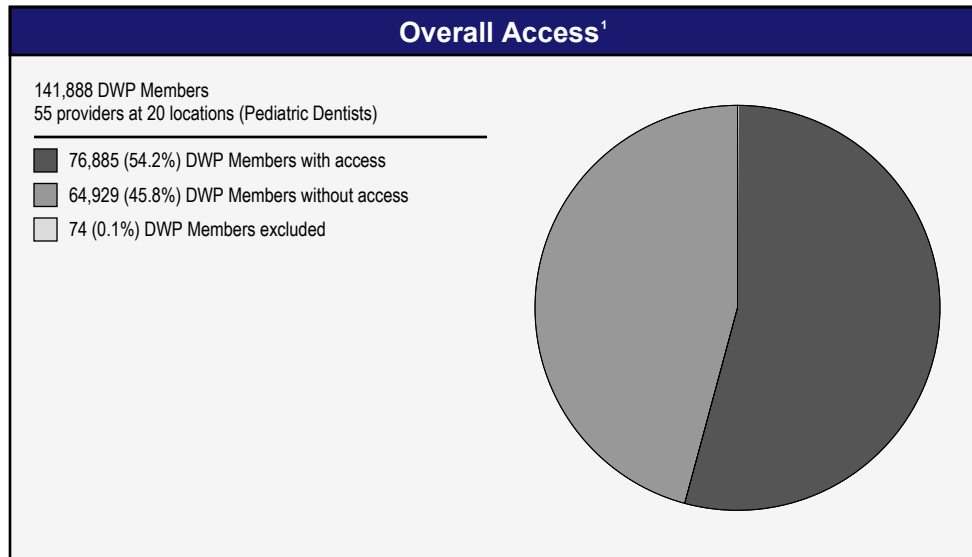
Access Analysis
 Pediatric Dentists (30 miles/30 minutes)

DWP Member / Provider Groups
 DWP Members (Iowa)
 Pediatric Dentists (Iowa)

Comparison Graph
 Percent of dwp members with access to a choice of providers over miles

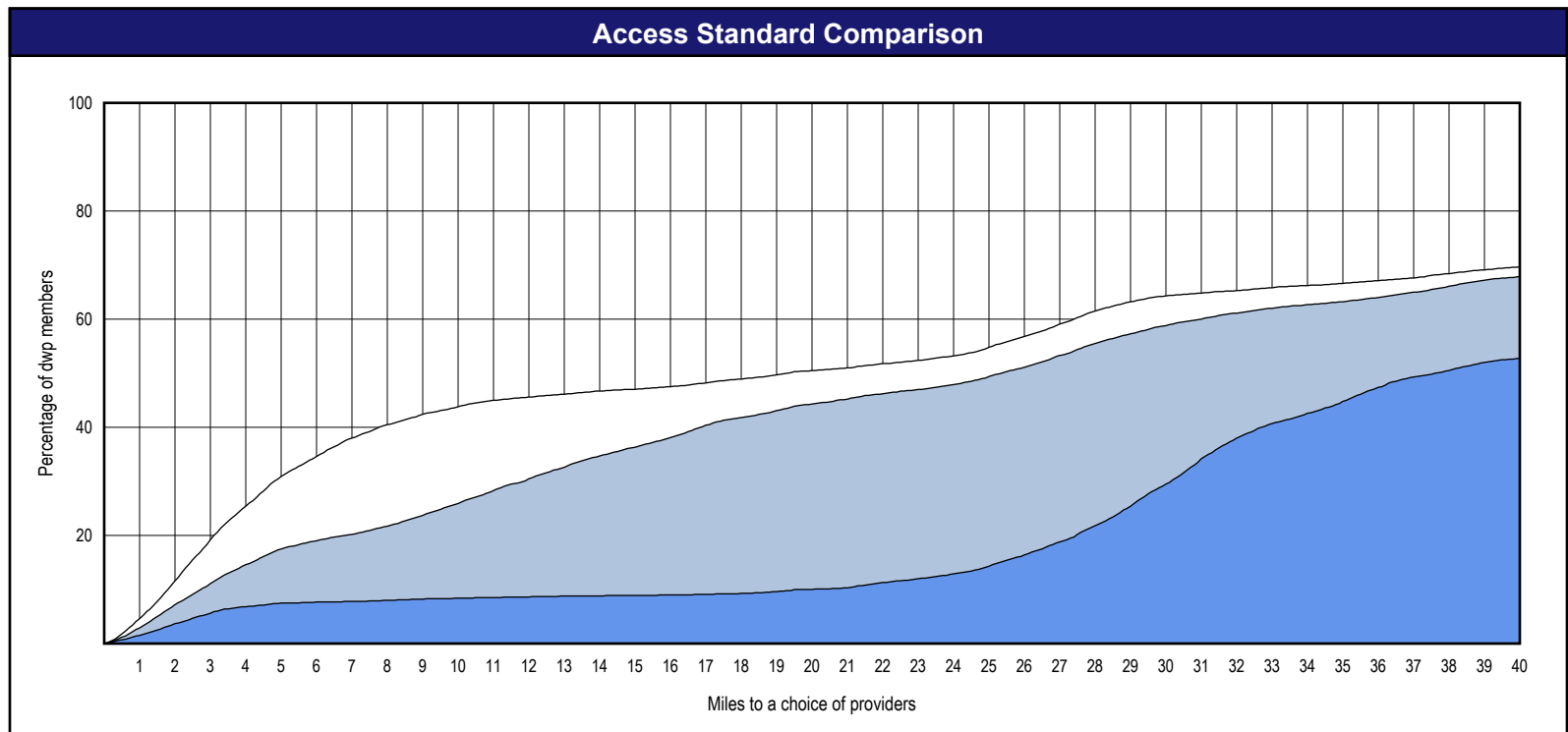
- 1st closest
- 2nd closest
- 3rd closest

¹ The Access Standard is defined as (DWP Members (Iowa)) dwp members accessing:
 1 (Pediatric Dentists (Iowa)) provider in 30 miles and 30 minutes



Distances/Times

	Average
Distance/Time to 1st closest provider	26.0 miles 30.6 mins
Distance/Time to 2nd closest provider	30.0 miles 35.5 mins
Distance/Time to 3rd closest provider	47.1 miles 56.4 mins



Access Overview - Orthodontists (30 miles/30 minutes)

April 13, 2021

Access Analysis
Orthodontists (30 miles/30 minutes)


DWP Member / Provider Groups
DWP Members (Iowa)
Orthodontists (Iowa)

Comparison Graph
Percent of dwp members with access to a choice of providers over miles

- 1st closest
- 2nd closest
- 3rd closest

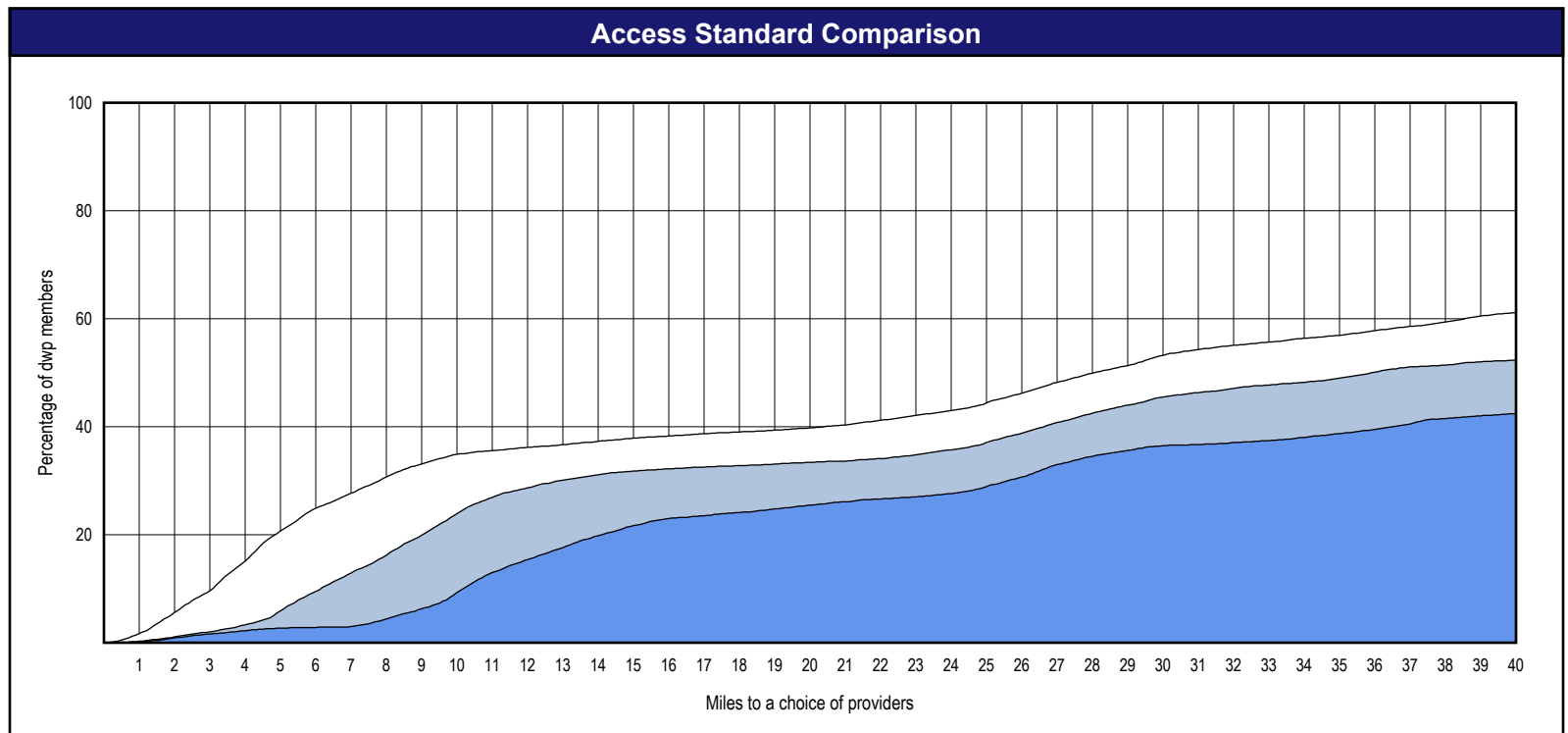
¹ The Access Standard is defined as (DWP Members (Iowa)) dwp members accessing:

1 (Orthodontists (Iowa)) provider in 30 miles and 30 minutes



Distances/Times

	Average
Distance/Time to 1st closest provider	36.7 miles 45.1 mins
Distance/Time to 2nd closest provider	45.2 miles 58.5 mins
Distance/Time to 3rd closest provider	51.5 miles 68.8 mins



Access Overview - Oral Surgeons (30 miles/30 minutes)

April 13, 2021

Access Analysis
Oral Surgeons (30 miles/30 minutes)


DWP Member / Provider Groups
DWP Members (Iowa)
Oral Surgeons (Iowa)

Comparison Graph
Percent of dwp members with access to a choice of providers over miles

- 1st closest
- 2nd closest
- 3rd closest

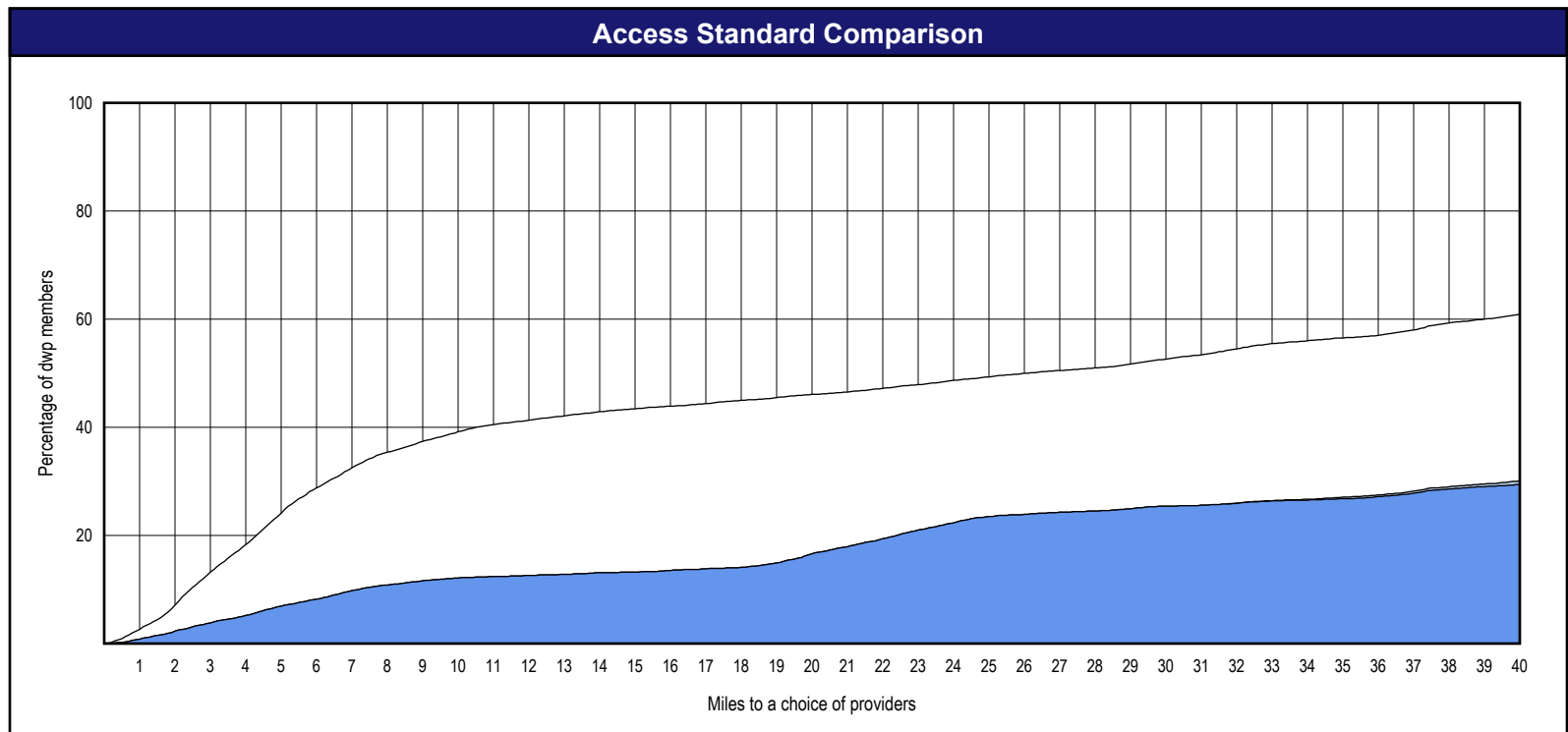
¹ The Access Standard is defined as (DWP Members (Iowa)) dwp members accessing:

1 (Oral Surgeons (Iowa)) provider in 30 miles and 30 minutes



Distances/Times

	Average
Distance/Time to 1st closest provider	30.7 miles 39.0 mins
Distance/Time to 2nd closest provider	58.9 miles 74.2 mins
Distance/Time to 3rd closest provider	62.6 miles 77.7 mins



Access Overview - Periodontists (30 miles/30 minutes)

April 13, 2021

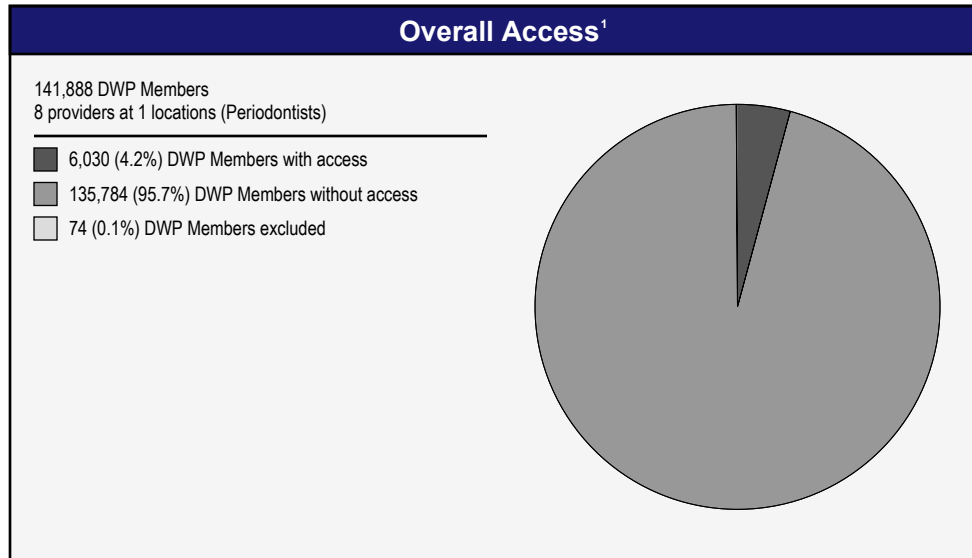
Access Analysis
Periodontists (30 miles/30 minutes)

DWP Member / Provider Groups
DWP Members (Iowa)
Periodontists (Iowa)

Comparison Graph
Percent of dwp members with access to a choice of providers over miles

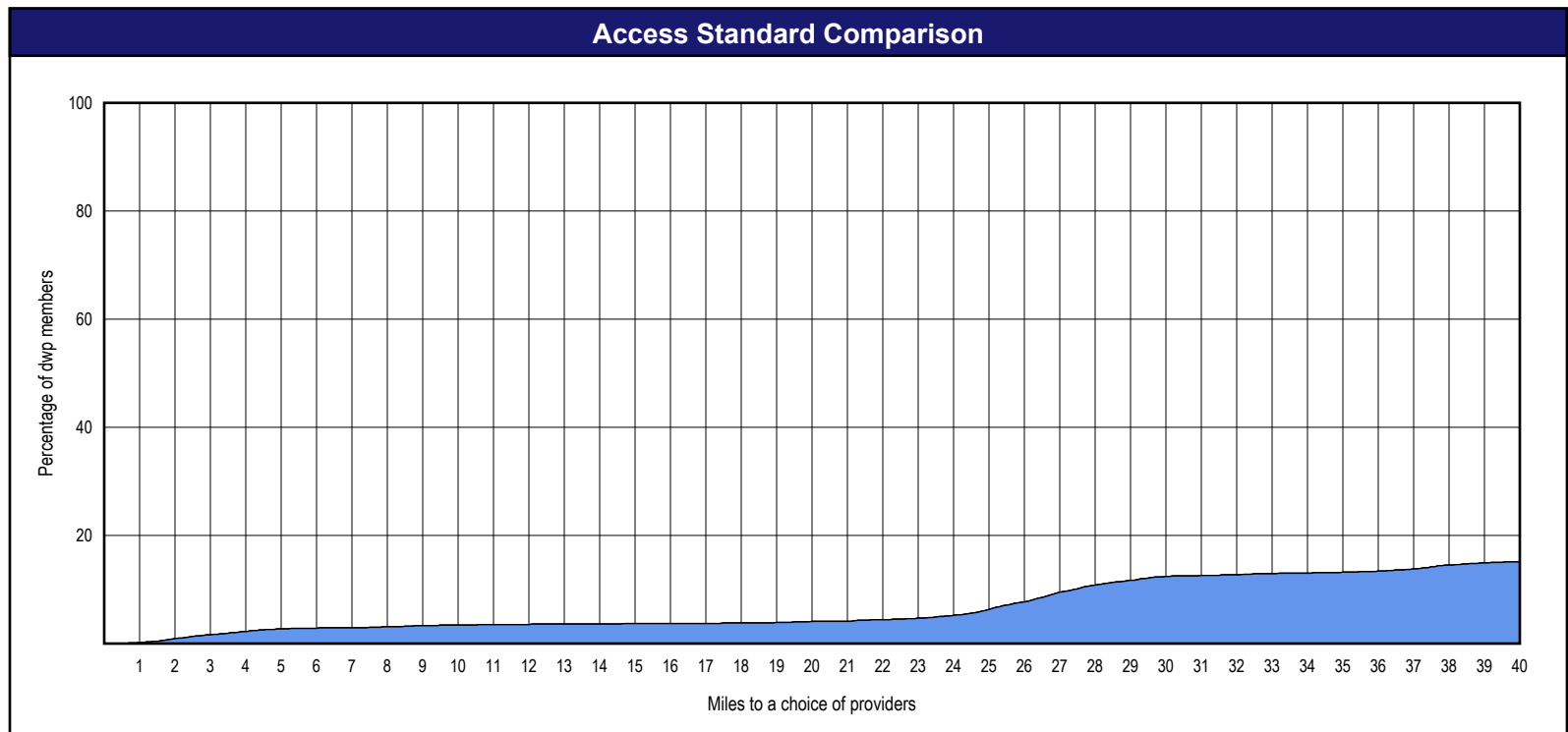
- 1st closest
- 2nd closest
- 3rd closest

¹ The Access Standard is defined as (DWP Members (Iowa)) dwp members accessing:
1 (Periodontists (Iowa)) provider in 30 miles and 30 minutes



Distances/Times

	Average
Distance/Time to 1st closest provider	107.6 miles 162.2 mins
Distance/Time to 2nd closest provider	107.6 miles 162.2 mins
Distance/Time to 3rd closest provider	107.6 miles 162.2 mins



Access Overview - Endodontists (30 miles/30 minutes)

April 13, 2021

Access Analysis
Endodontists (30 miles/30 minutes)


DWP Member / Provider Groups
DWP Members (Iowa)
Endodontists (Iowa)

Comparison Graph
Percent of dwp members with access to a choice of providers over miles

- 1st closest
- 2nd closest
- 3rd closest

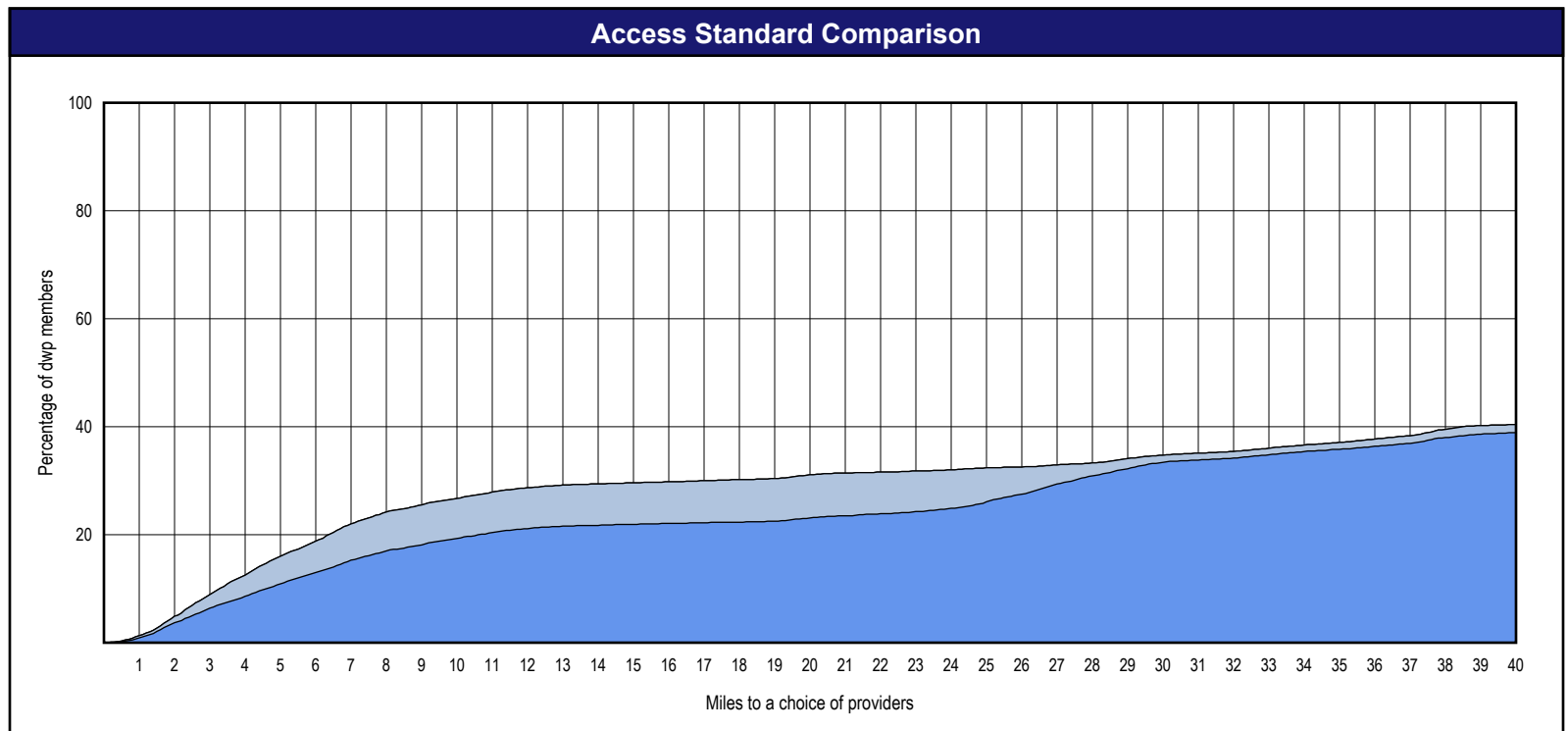
¹ The Access Standard is defined as (DWP Members (Iowa)) dwp members accessing:

1 (Endodontists (Iowa)) provider in 30 miles and 30 minutes



Distances/Times

	Average
Distance/Time to 1st closest provider	55.2 miles 78.3 mins
Distance/Time to 2nd closest provider	55.2 miles 78.3 mins
Distance/Time to 3rd closest provider	59.4 miles 87.1 mins



Access Overview - Prosthodontists (30 miles/30 minutes)

April 13, 2021


Access Analysis
Prosthodontists (30 miles/30 minutes)

DWP Member / Provider Groups
DWP Members (Iowa)
Prosthodontists (Iowa)

Comparison Graph
Percent of dwp members with access to a choice of providers over miles

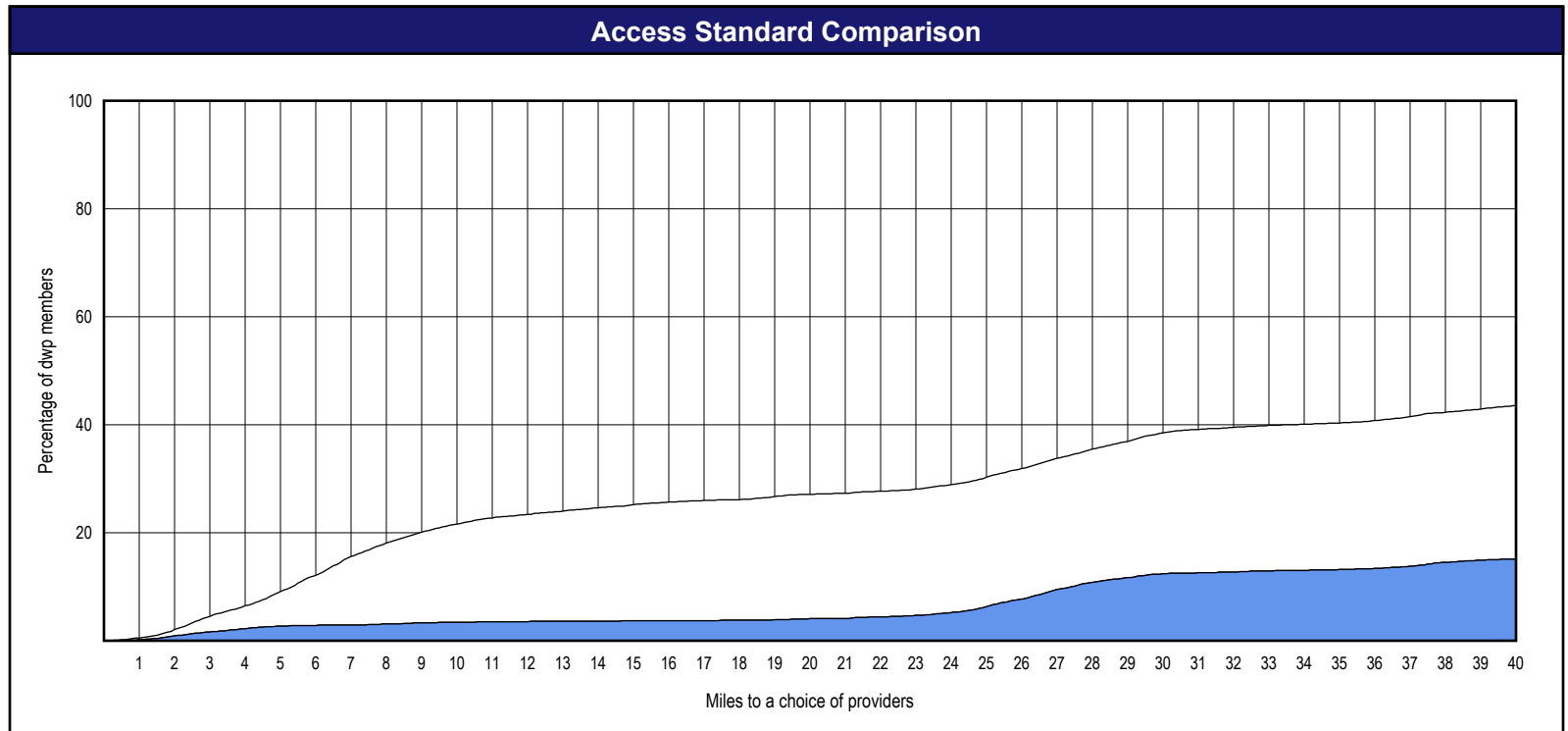
- 1st closest
- 2nd closest
- 3rd closest

¹ The Access Standard is defined as (DWP Members (Iowa)) dwp members accessing:
1 (Prosthodontists (Iowa)) provider in 30 miles and 30 minutes



Distances/Times

	Average
Distance/Time to 1st closest provider	49.3 miles 67.8 mins
Distance/Time to 2nd closest provider	88.5 miles 129.2 mins
Distance/Time to 3rd closest provider	107.6 miles 162.2 mins



Access Overview - All Dentists (60 miles/60 minutes)


April 13, 2021

Access Analysis
 All Dentists (60 miles/60 minutes)
 DWP Member / Provider Groups
 DWP Members (Iowa)
 All Dentists (Iowa)

Comparison Graph
 Percent of dwp members with access to a choice of providers over miles

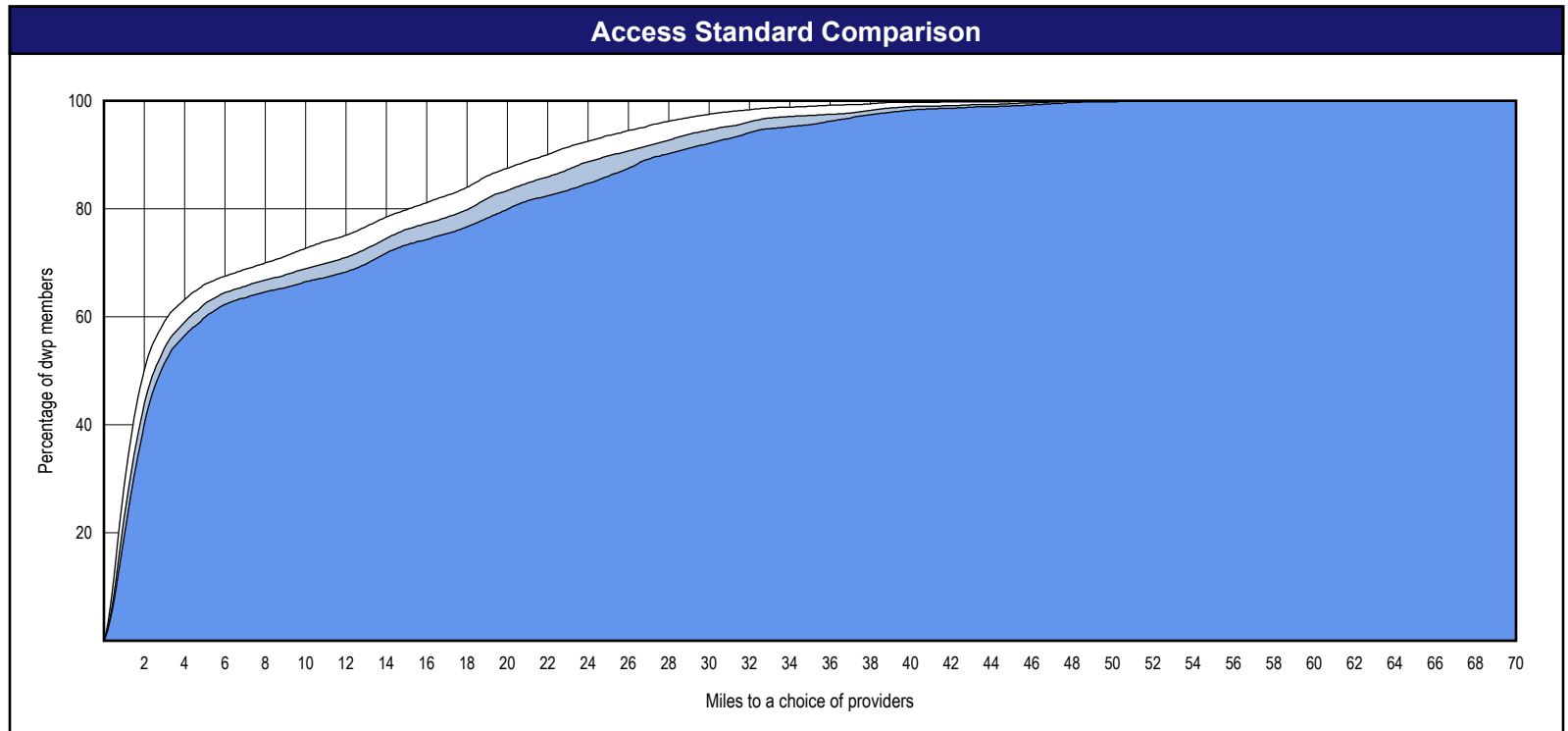
- 1st closest
- 2nd closest
- 3rd closest

¹ The Access Standard is defined as (DWP Members (Iowa)) dwp members accessing:
 1 (All Dentists (Iowa)) provider in 60 miles and 60 minutes



Distances/Times

	Average
Distance/Time to 1st closest provider	7.1 miles 7.9 mins
Distance/Time to 2nd closest provider	8.5 miles 9.5 mins
Distance/Time to 3rd closest provider	9.5 miles 10.7 mins



Access Overview - General Dentists (60 miles/60 minutes)

April 13, 2021

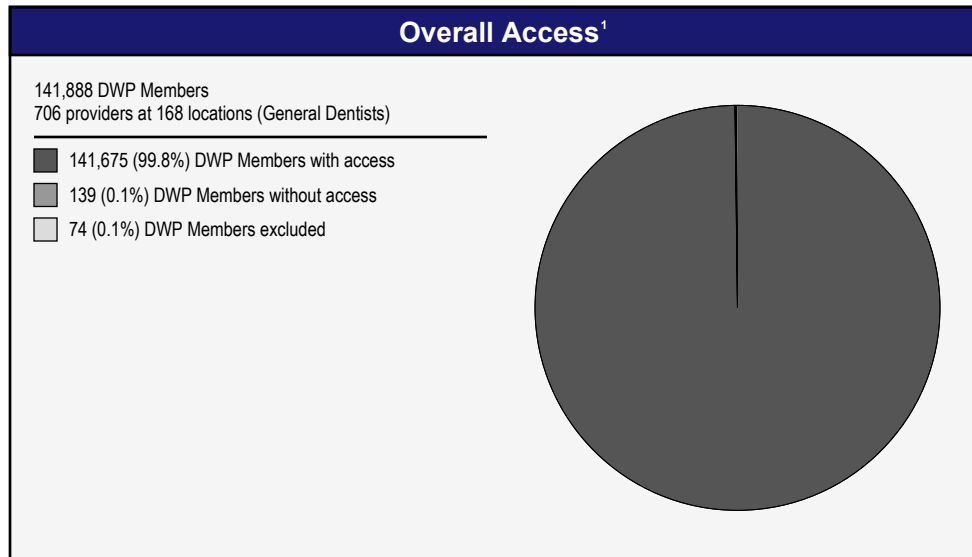
Access Analysis
General Dentists (60 miles/60 minutes)

DWP Member / Provider Groups
DWP Members (Iowa)
General Dentists (Iowa)

Comparison Graph
Percent of dwp members with access to a choice of providers over miles

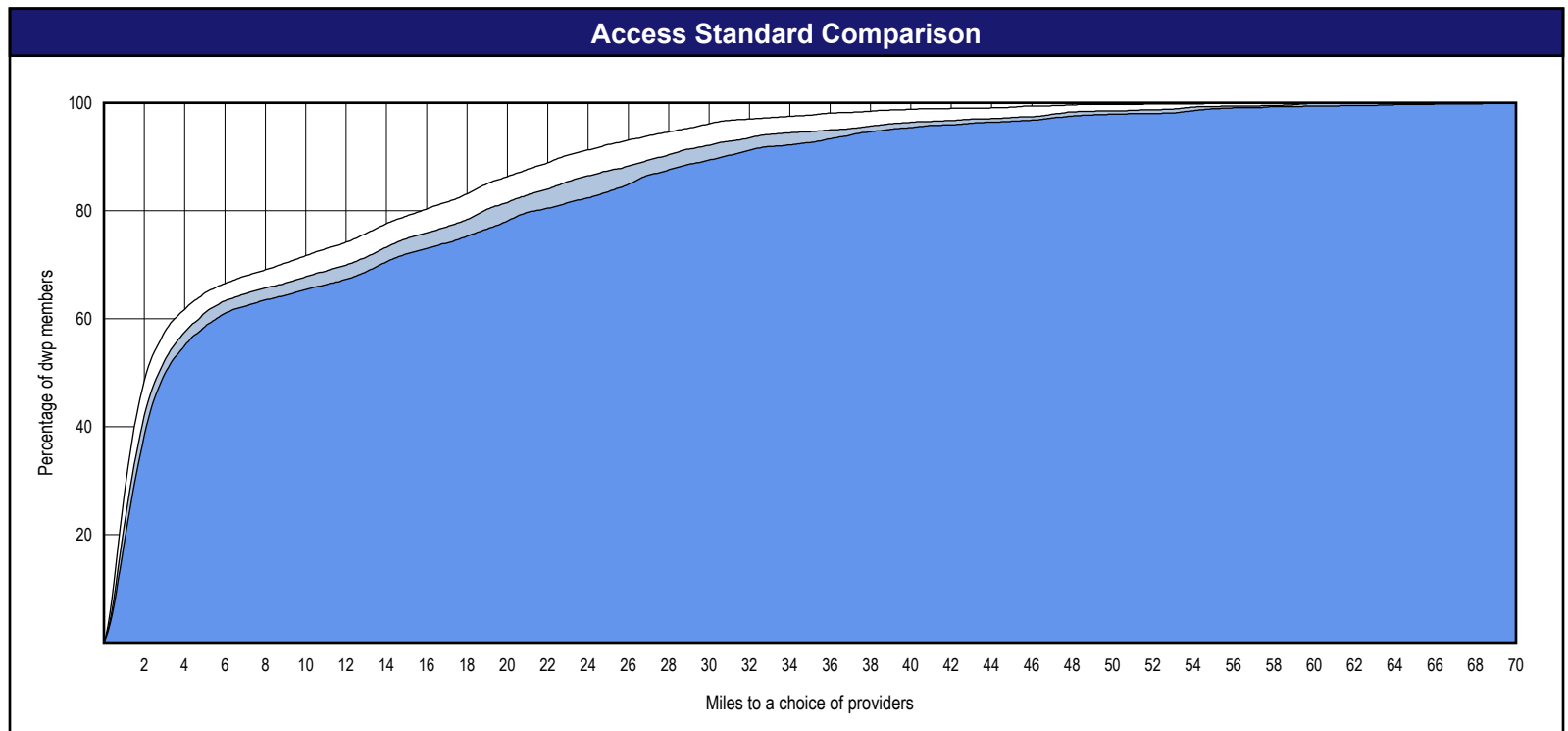
- 1st closest
- 2nd closest
- 3rd closest

¹ The Access Standard is defined as (DWP Members (Iowa)) dwp members accessing:
1 (General Dentists (Iowa)) provider in 60 miles and 60 minutes



Distances/Times

	Average
Distance/Time to 1st closest provider	7.6 miles 8.5 mins
Distance/Time to 2nd closest provider	9.5 miles 10.6 mins
Distance/Time to 3rd closest provider	10.7 miles 11.9 mins



Access Overview - Pediatric Dentists (60 miles/60 minutes)

April 13, 2021

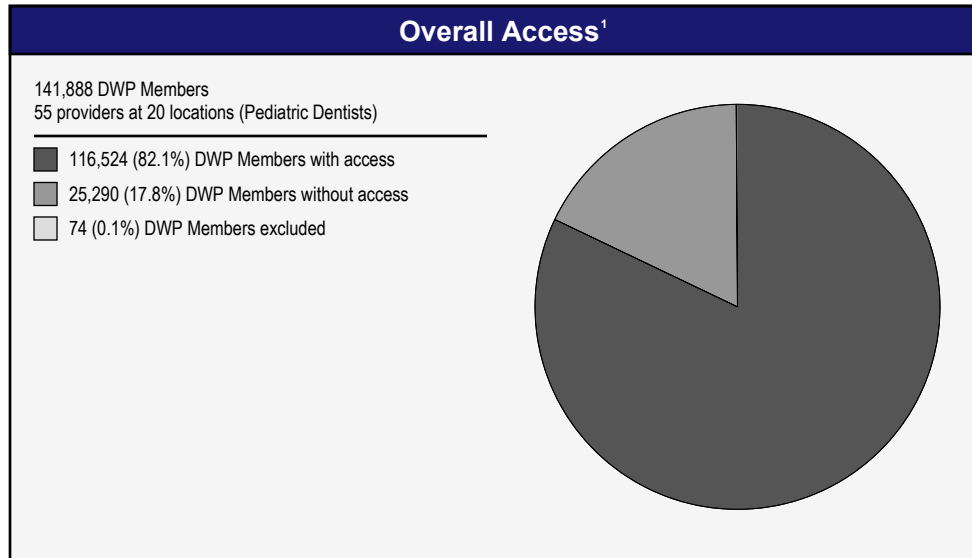
Access Analysis
 Pediatric Dentists (60 miles/60 minutes)

DWP Member / Provider Groups
 DWP Members (Iowa)
 Pediatric Dentists (Iowa)

Comparison Graph
 Percent of dwp members with access to a choice of providers over miles

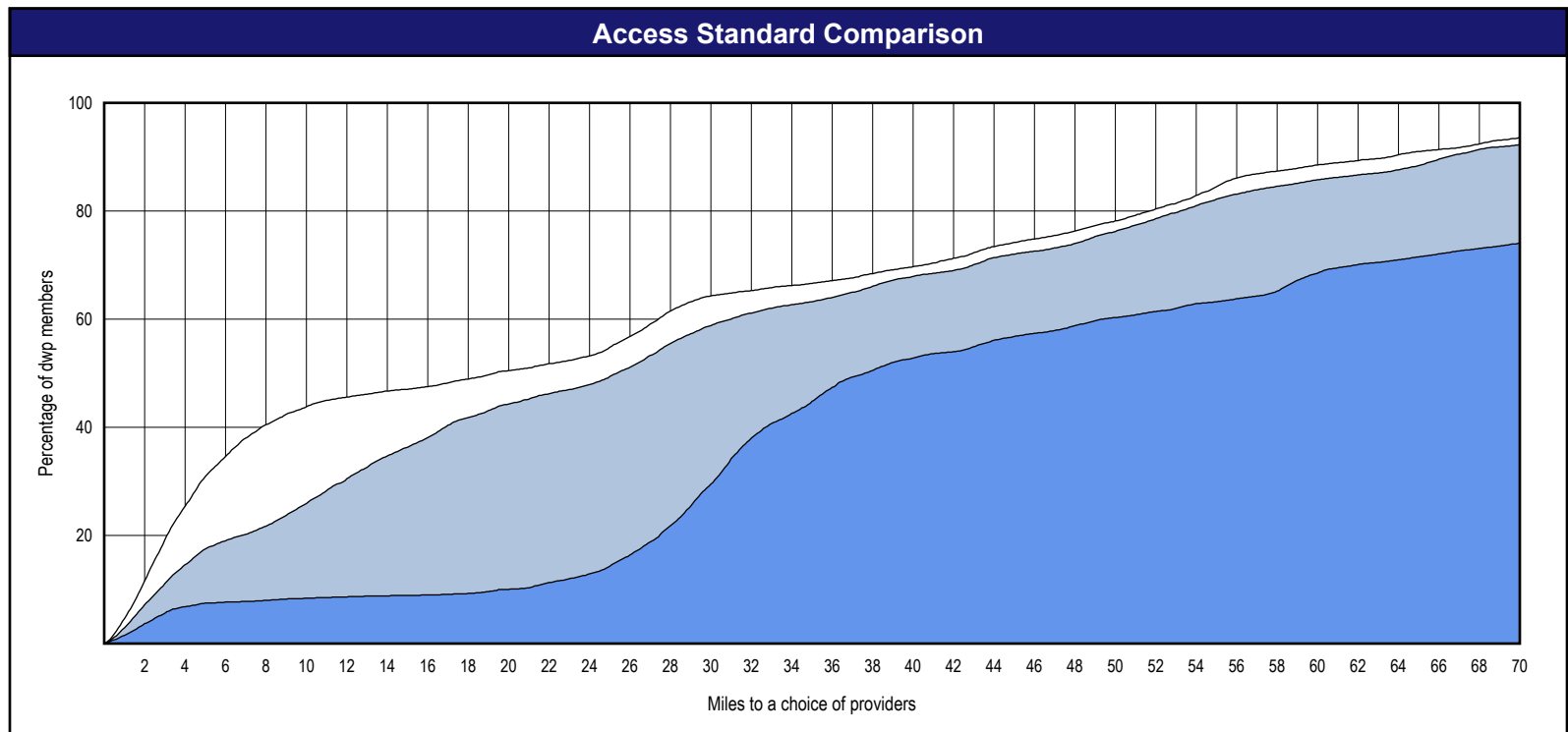
- 1st closest
- 2nd closest
- 3rd closest

¹ The Access Standard is defined as (DWP Members (Iowa)) dwp members accessing:
 1 (Pediatric Dentists (Iowa)) provider in 60 miles and 60 minutes



Distances/Times

	Average
Distance/Time to 1st closest provider	26.0 miles 30.6 mins
Distance/Time to 2nd closest provider	30.0 miles 35.5 mins
Distance/Time to 3rd closest provider	47.1 miles 56.4 mins



Access Overview - Orthodontists (60 miles/60 minutes)

April 13, 2021

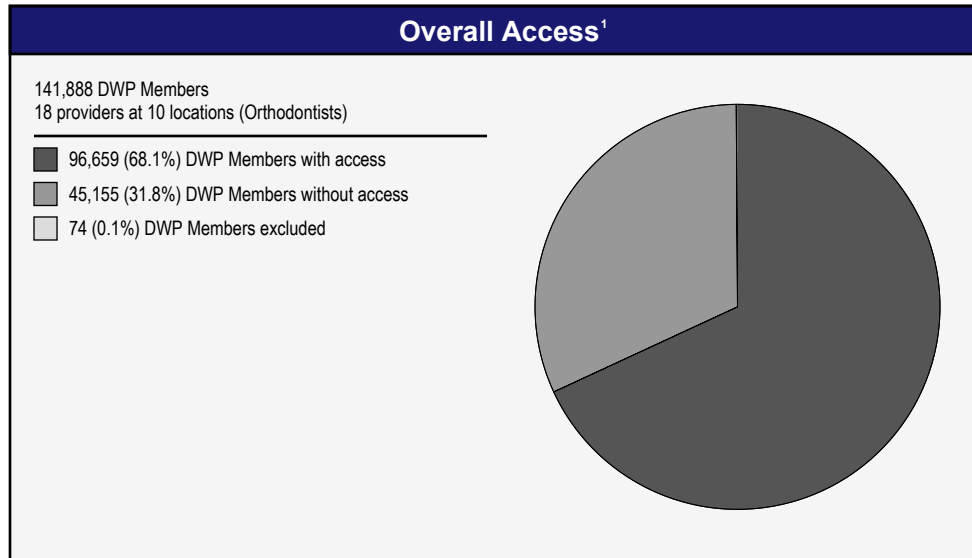
Access Analysis
Orthodontists (60 miles/60 minutes)

DWP Member / Provider Groups
DWP Members (Iowa)
Orthodontists (Iowa)

Comparison Graph
Percent of dwp members with access to a choice of providers over miles

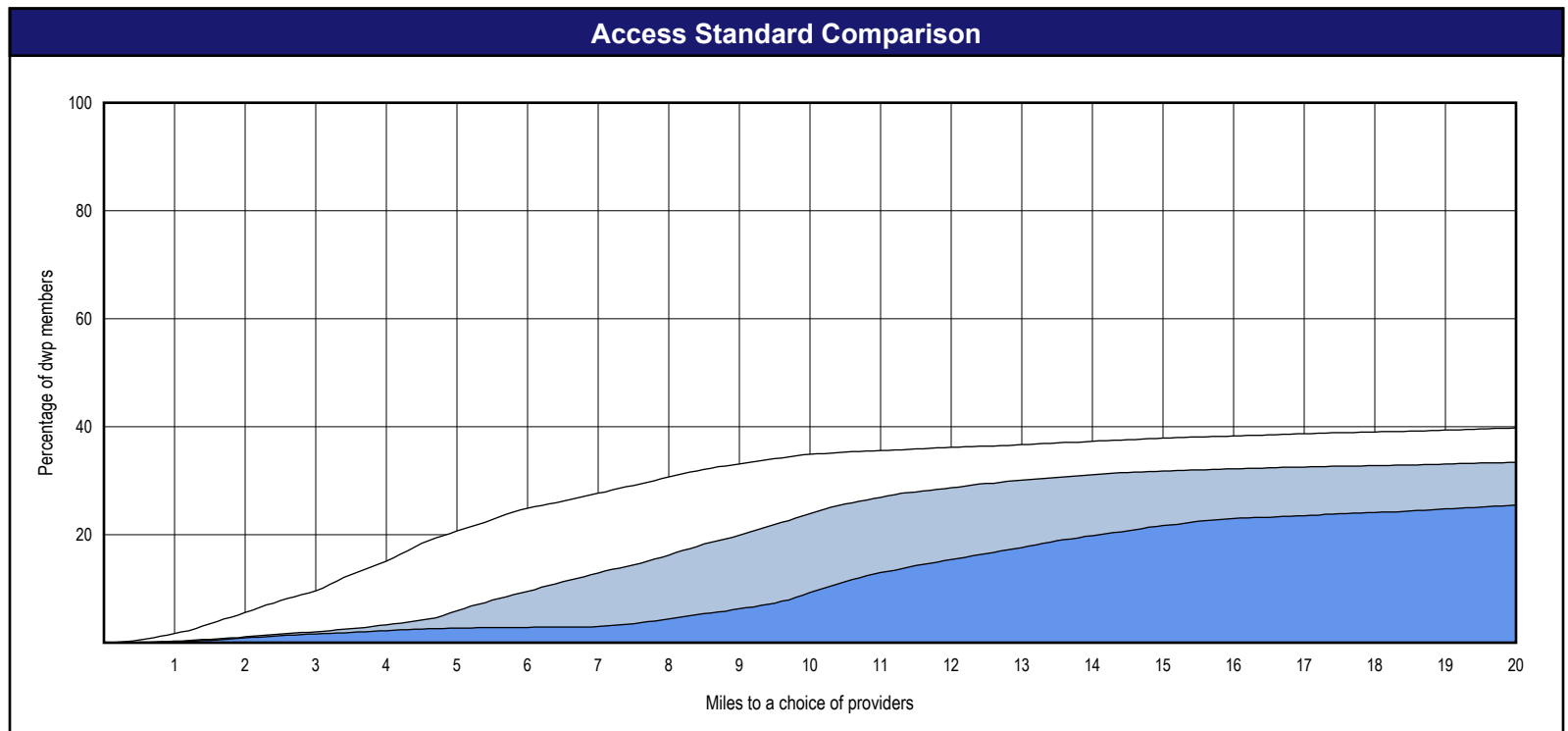
- 1st closest
- 2nd closest
- 3rd closest

¹ The Access Standard is defined as (DWP Members (Iowa)) dwp members accessing:
1 (Orthodontists (Iowa)) provider in 60 miles and 60 minutes



Distances/Times

	Average
Distance/Time to 1st closest provider	36.7 miles 45.1 mins
Distance/Time to 2nd closest provider	45.2 miles 58.5 mins
Distance/Time to 3rd closest provider	51.5 miles 68.8 mins



Access Overview - Oral Surgeons (60 miles/60 minutes)

April 13, 2021


Access Analysis
Oral Surgeons (60 miles/60 minutes)

DWP Member / Provider Groups
DWP Members (Iowa)
Oral Surgeons (Iowa)

Comparison Graph
Percent of dwp members with access to a choice of providers over miles

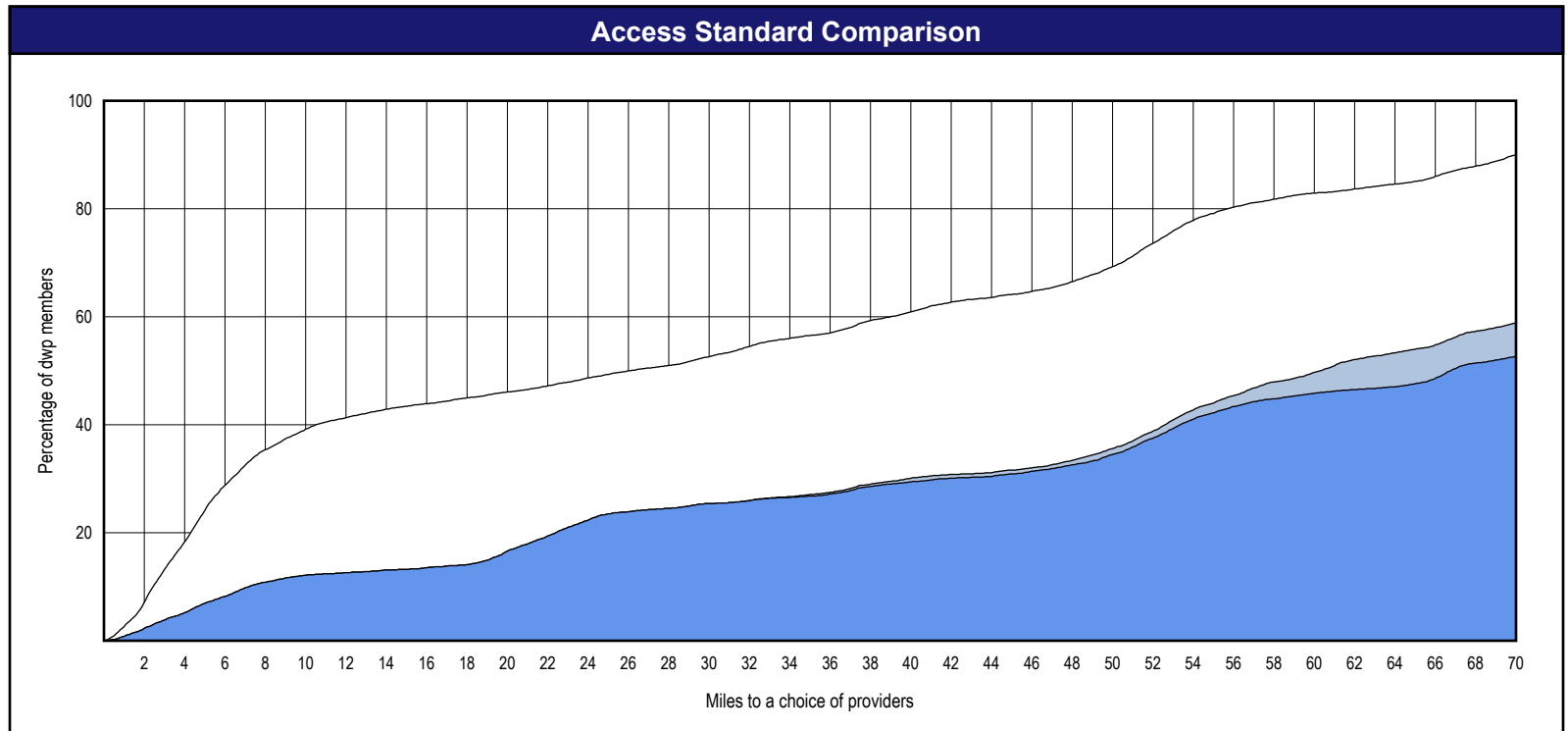
- 1st closest
- 2nd closest
- 3rd closest

¹ The Access Standard is defined as (DWP Members (Iowa)) dwp members accessing:
1 (Oral Surgeons (Iowa)) provider in 60 miles and 60 minutes



Distances/Times

	Average
Distance/Time to 1st closest provider	30.7 miles 39.0 mins
Distance/Time to 2nd closest provider	58.9 miles 74.2 mins
Distance/Time to 3rd closest provider	62.6 miles 77.7 mins



Access Overview - Endodontists (60 miles/60 minutes)

April 13, 2021

Access Analysis
Endodontists (60 miles/60 minutes)


DWP Member / Provider Groups
DWP Members (Iowa)
Endodontists (Iowa)

Comparison Graph
Percent of dwp members with access to a choice of providers over miles

- 1st closest
- 2nd closest
- 3rd closest

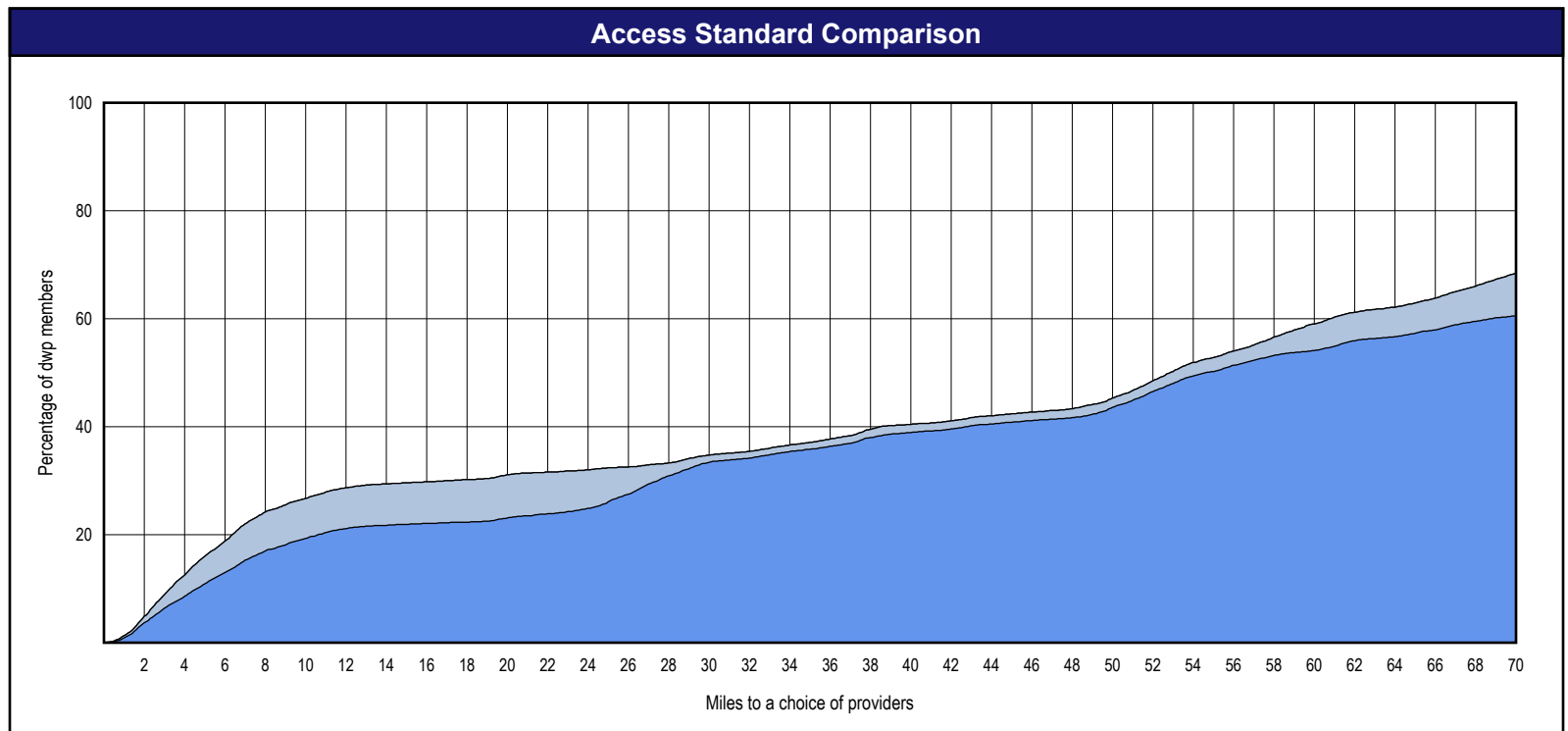
¹ The Access Standard is defined as (DWP Members (Iowa)) dwp members accessing:

1 (Endodontists (Iowa)) provider in 60 miles and 60 minutes



Distances/Times

	Average
Distance/Time to 1st closest provider	55.2 miles 78.3 mins
Distance/Time to 2nd closest provider	55.2 miles 78.3 mins
Distance/Time to 3rd closest provider	59.4 miles 87.1 mins



Access Overview - Prosthodontists (60 miles/60 minutes)

April 13, 2021

Access Analysis
Prosthodontists (60 miles/60 minutes)


DWP Member / Provider Groups
DWP Members (Iowa)
Prosthodontists (Iowa)

Comparison Graph
Percent of dwp members with access to a choice of providers over miles

- 1st closest
- 2nd closest
- 3rd closest

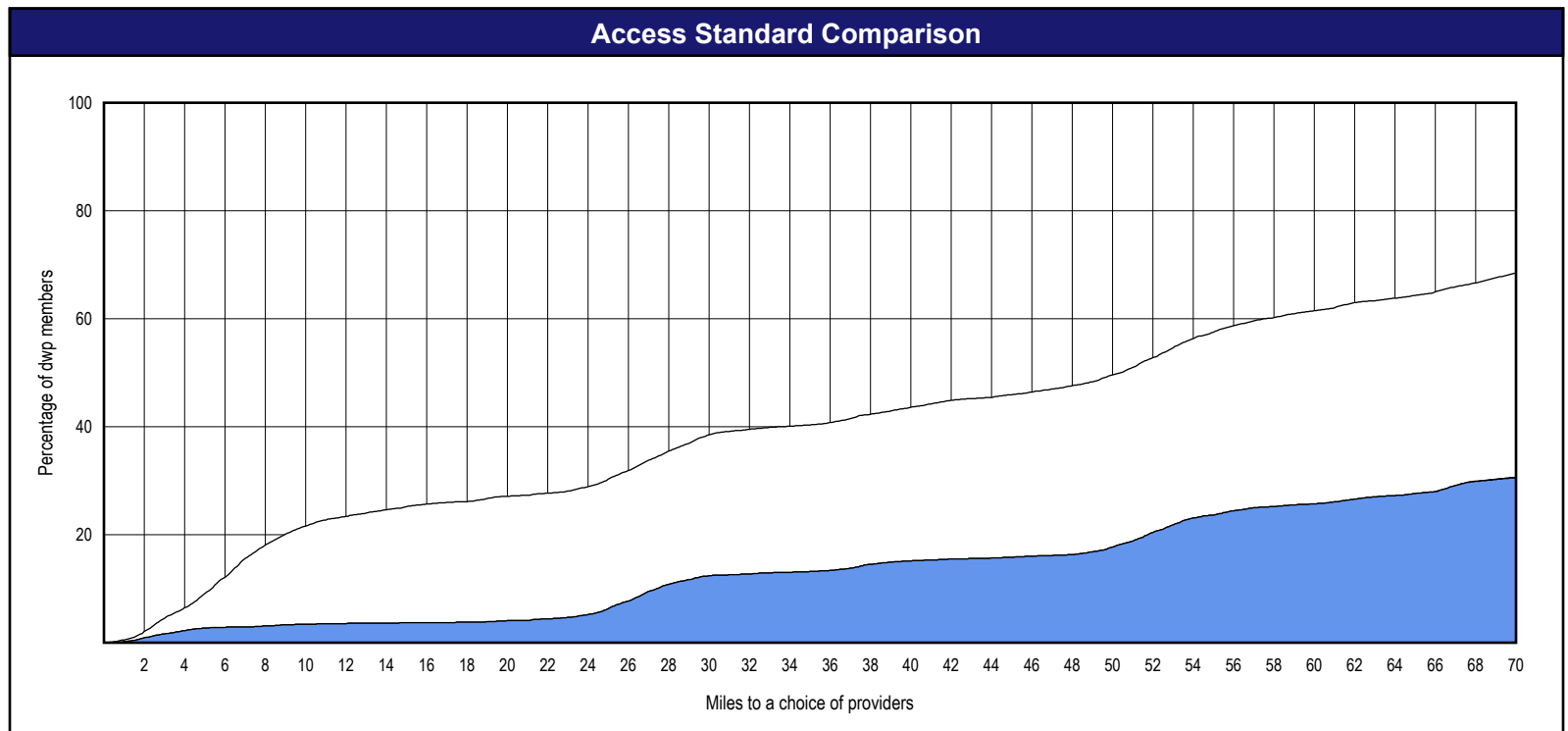
¹ The Access Standard is defined as (DWP Members (Iowa)) dwp members accessing:

1 (Prosthodontists (Iowa)) provider in 60 miles and 60 minutes



Distances/Times

	Average
Distance/Time to 1st closest provider	49.3 miles 67.8 mins
Distance/Time to 2nd closest provider	88.5 miles 129.2 mins
Distance/Time to 3rd closest provider	107.6 miles 162.2 mins



Access Overview - Periodontists (60 miles/60 minutes)

April 13, 2021


Access Analysis
Periodontists (60 miles/60 minutes)

DWP Member / Provider Groups
DWP Members (Iowa)
Periodontists (Iowa)

Comparison Graph
Percent of dwp members with access to a choice of providers over miles

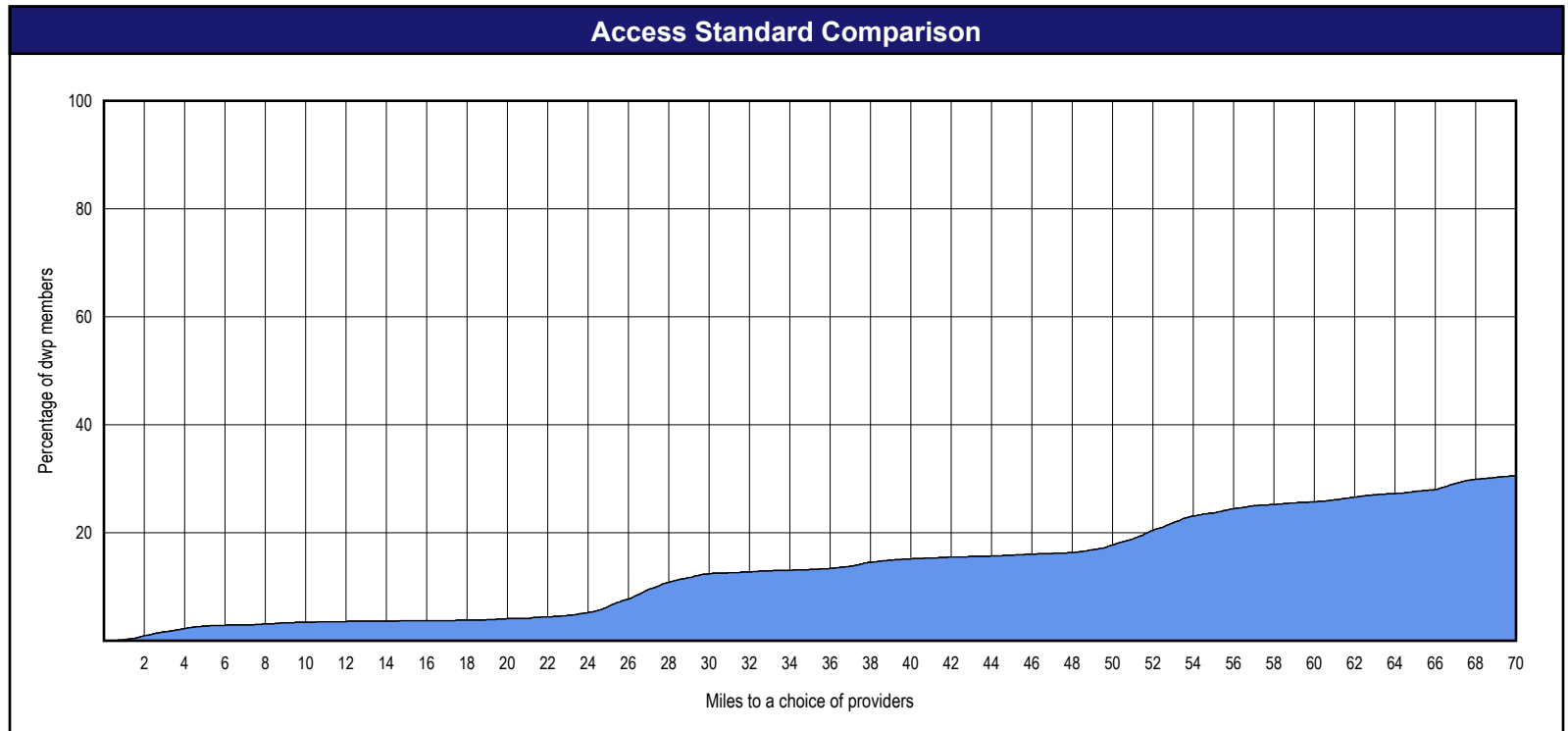
- 1st closest
- 2nd closest
- 3rd closest

¹ The Access Standard is defined as (DWP Members (Iowa)) dwp members accessing:
1 (Periodontists (Iowa)) provider in 60 miles and 60 minutes



Distances/Times

	Average
Distance/Time to 1st closest provider	107.6 miles 162.2 mins
Distance/Time to 2nd closest provider	107.6 miles 162.2 mins
Distance/Time to 3rd closest provider	107.6 miles 162.2 mins




Access Overview - All Dentists (90 miles/90 minutes)

April 13, 2021

Access Analysis
 All Dentists (90 miles/90 minutes)
 DWP Member / Provider Groups
 DWP Members (Iowa)
 All Dentists (Iowa)

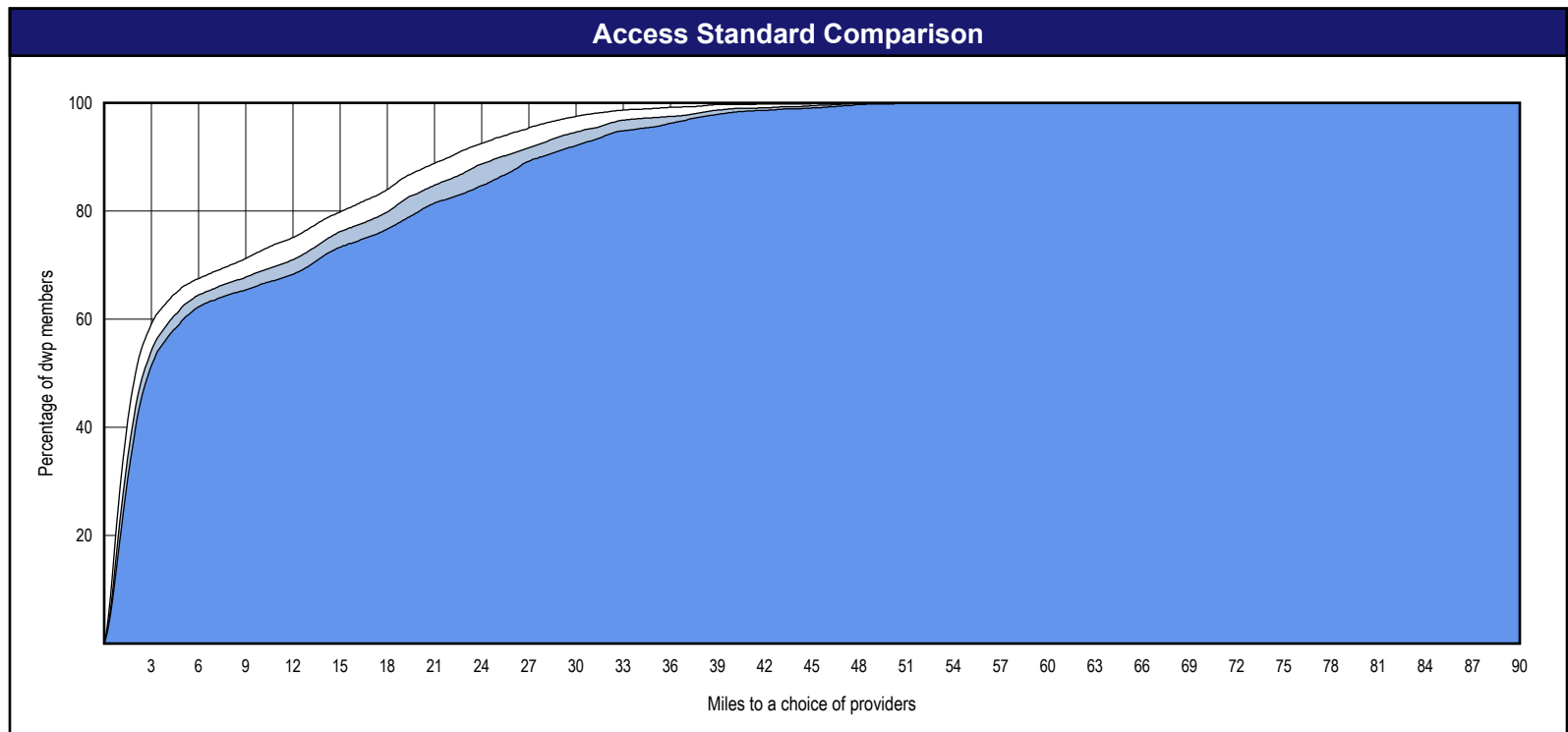
Comparison Graph
 Percent of dwp members with access to a choice of providers over miles
 1st closest
 2nd closest
 3rd closest

¹ The Access Standard is defined as (DWP Members (Iowa)) dwp members accessing:
 1 (All Dentists (Iowa)) provider in 90 miles and 90 minutes



Distances/Times

	Average
Distance/Time to 1st closest provider	7.1 miles 7.9 mins
Distance/Time to 2nd closest provider	8.5 miles 9.5 mins
Distance/Time to 3rd closest provider	9.5 miles 10.7 mins



Access Overview - General Dentists (90 miles/90 minutes)

April 13, 2021

Access Analysis
General Dentists (90 miles/90 minutes)


DWP Member / Provider Groups
DWP Members (Iowa)
General Dentists (Iowa)

Comparison Graph
Percent of dwp members with access to a choice of providers over miles

- 1st closest
- 2nd closest
- 3rd closest

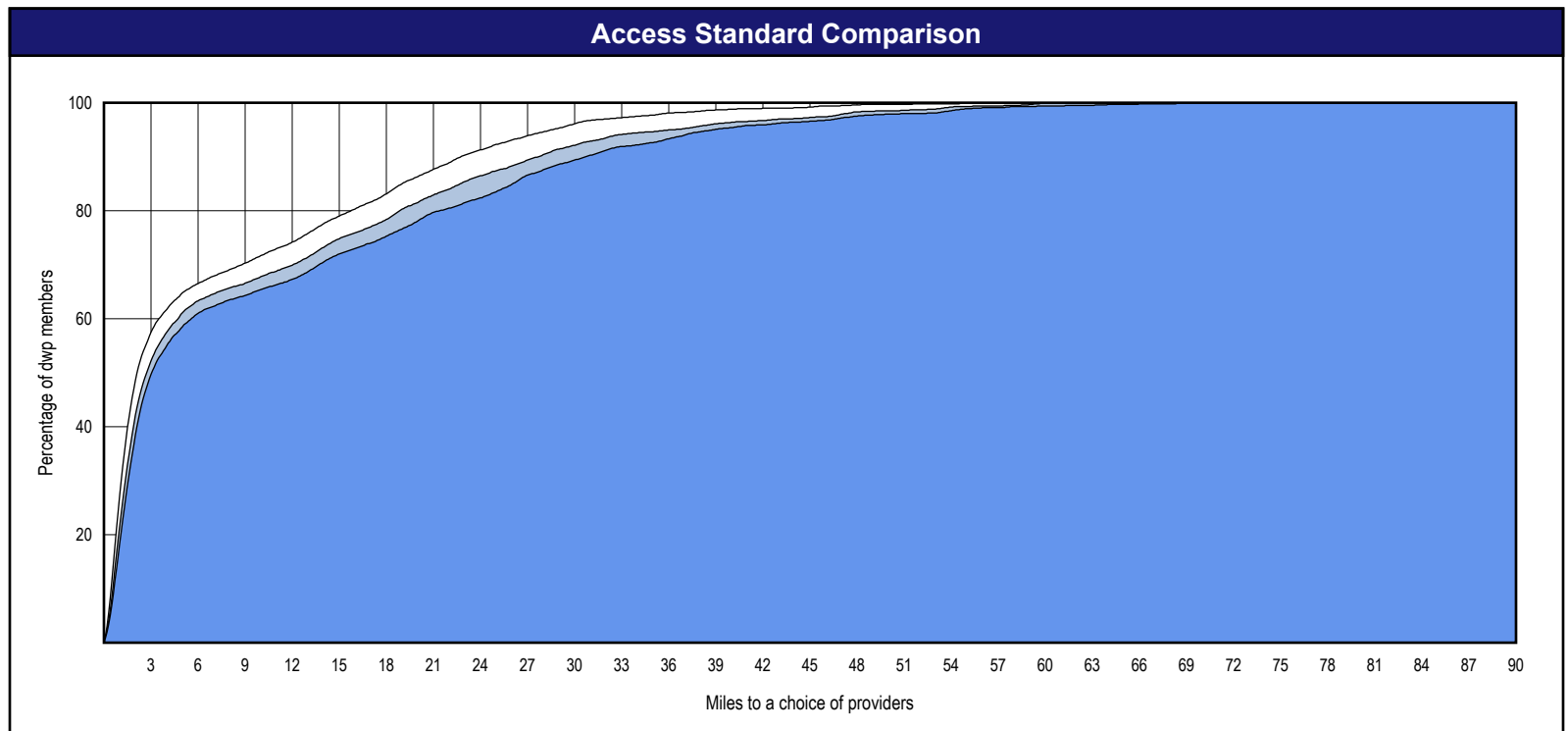
¹ The Access Standard is defined as (DWP Members (Iowa)) dwp members accessing:

1 (General Dentists (Iowa)) provider in 90 miles and 90 minutes



Distances/Times

	Average
Distance/Time to 1st closest provider	7.6 miles 8.5 mins
Distance/Time to 2nd closest provider	9.5 miles 10.6 mins
Distance/Time to 3rd closest provider	10.7 miles 11.9 mins



Access Overview - Pediatric Dentists (90 miles/90 minutes)

April 13, 2021

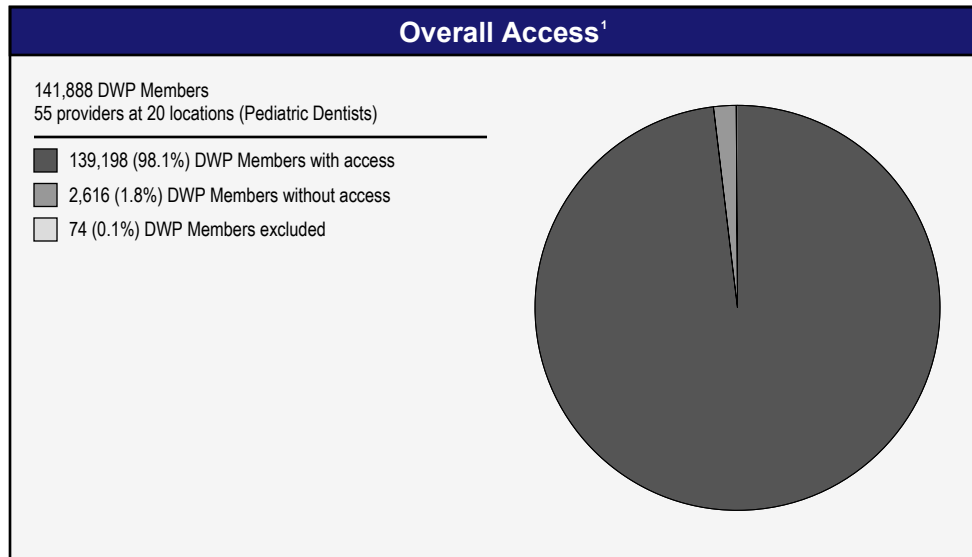
Access Analysis
 Pediatric Dentists (90 miles/90 minutes)

DWP Member / Provider Groups
 DWP Members (Iowa)
 Pediatric Dentists (Iowa)

Comparison Graph
 Percent of dwp members with access to a choice of providers over miles

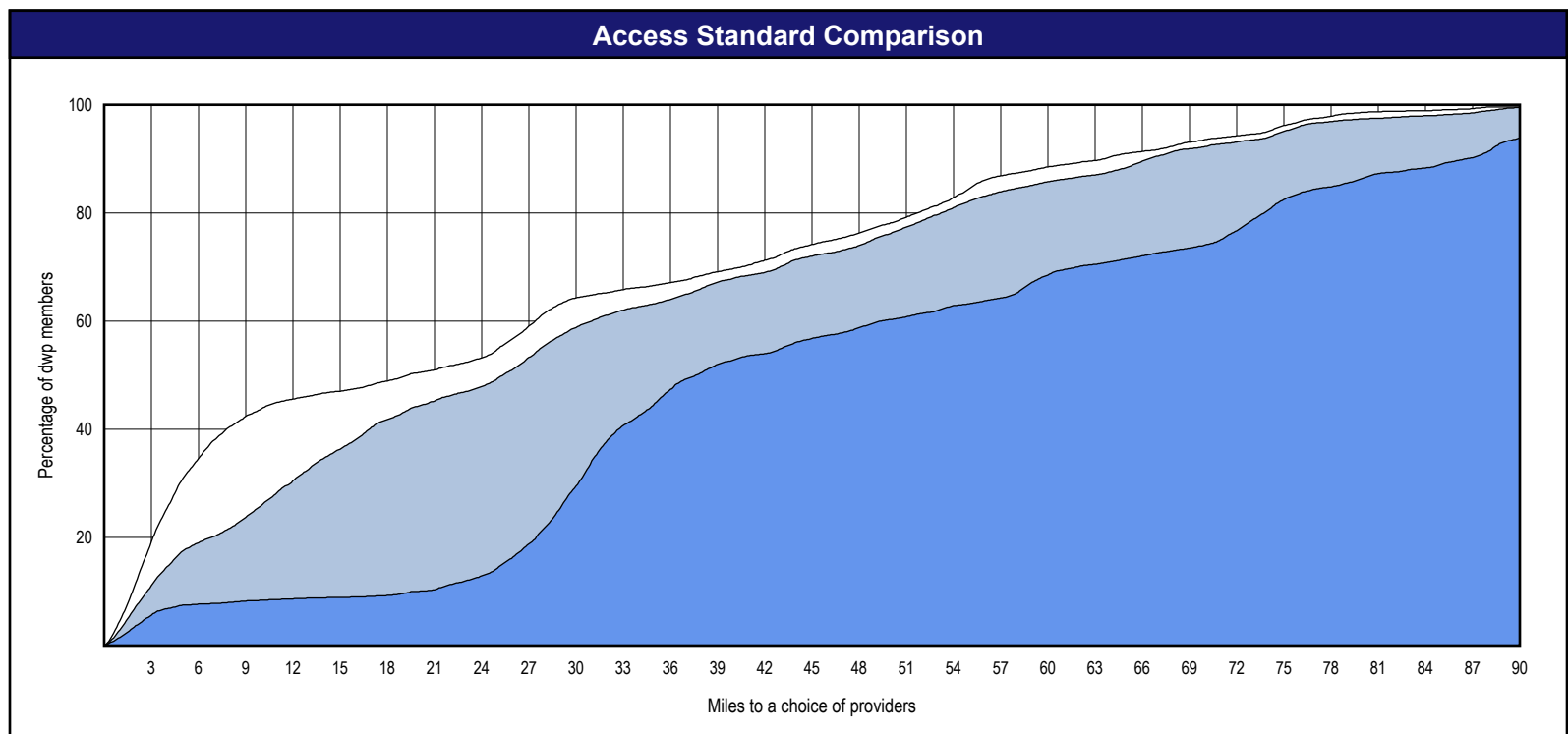
- 1st closest
- 2nd closest
- 3rd closest

¹ The Access Standard is defined as (DWP Members (Iowa)) dwp members accessing:
 1 (Pediatric Dentists (Iowa)) provider in 90 miles and 90 minutes



Distances/Times

	Average
Distance/Time to 1st closest provider	26.0 miles 30.6 mins
Distance/Time to 2nd closest provider	30.0 miles 35.5 mins
Distance/Time to 3rd closest provider	47.1 miles 56.4 mins



Access Overview - Orthodontists (90 miles/90 minutes)

April 13, 2021

Access Analysis
Orthodontists (90 miles/90 minutes)

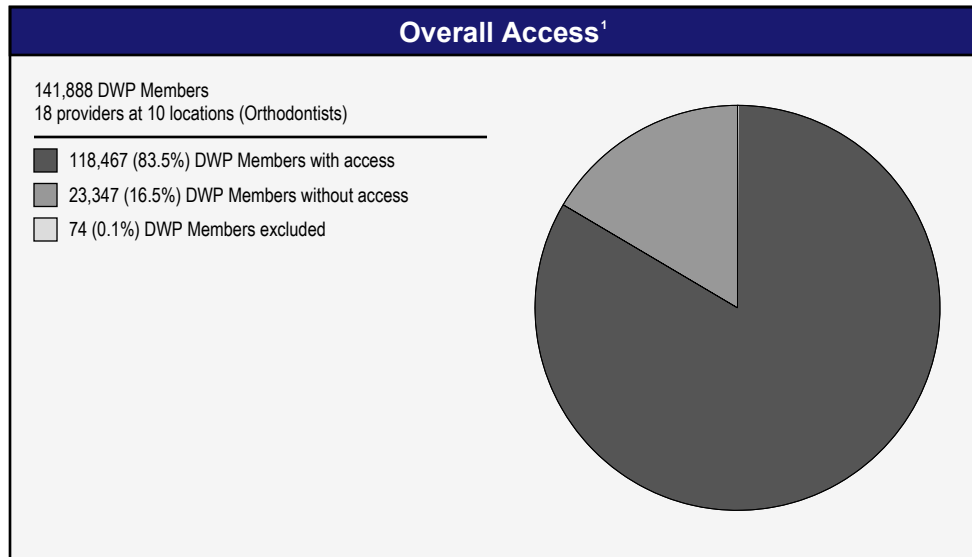
DWP Member / Provider Groups
DWP Members (Iowa)
Orthodontists (Iowa)

Comparison Graph
Percent of dwp members with access to a choice of providers over miles

- 1st closest
- 2nd closest
- 3rd closest

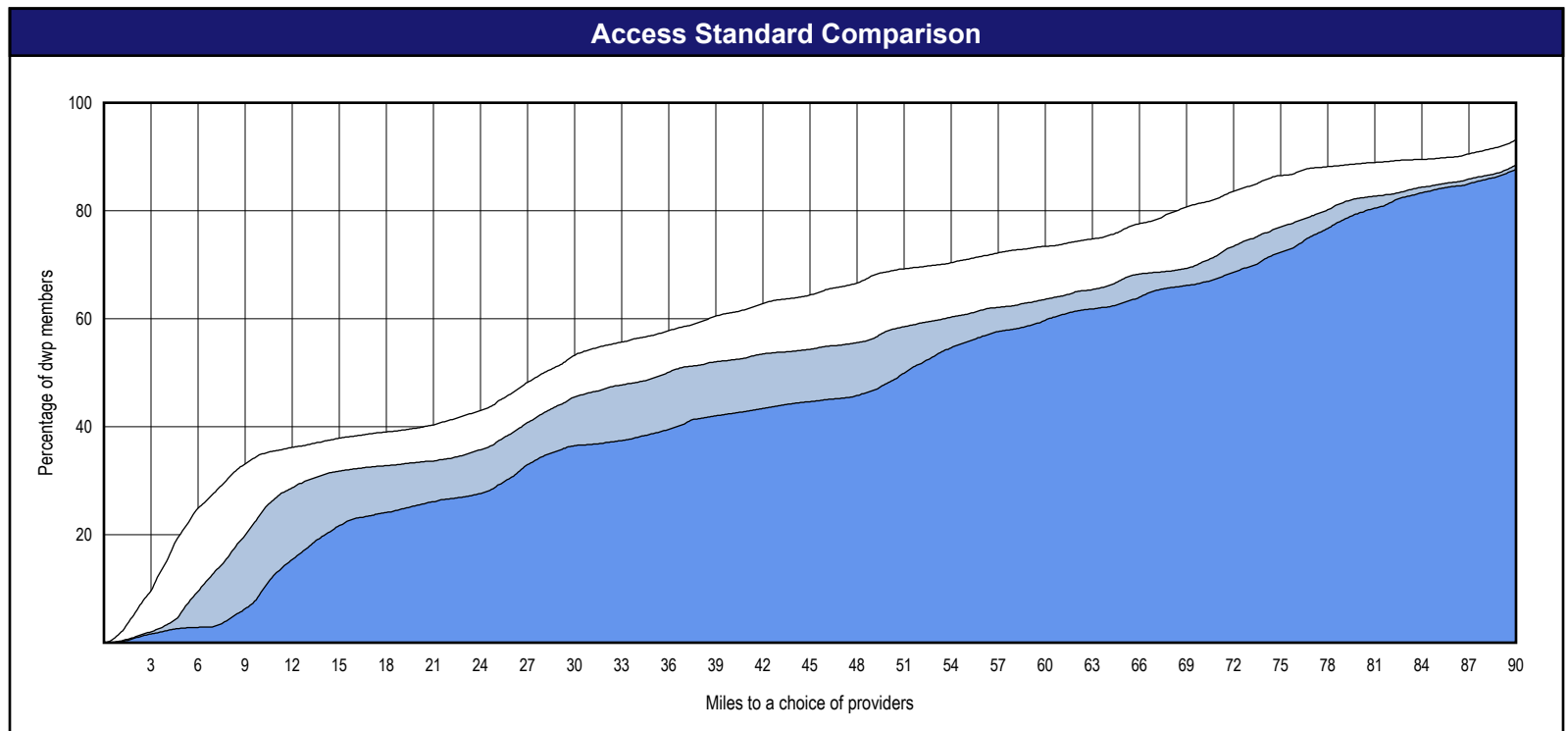
¹ The Access Standard is defined as (DWP Members (Iowa)) dwp members accessing:

1 (Orthodontists (Iowa)) provider in 90 miles and 90 minutes



Distances/Times

	Average
Distance/Time to 1st closest provider	36.7 miles 45.1 mins
Distance/Time to 2nd closest provider	45.2 miles 58.5 mins
Distance/Time to 3rd closest provider	51.5 miles 68.8 mins



Access Overview - Oral Surgeons (90 miles/90 minutes)

April 13, 2021

Access Analysis
Oral Surgeons (90 miles/90 minutes)

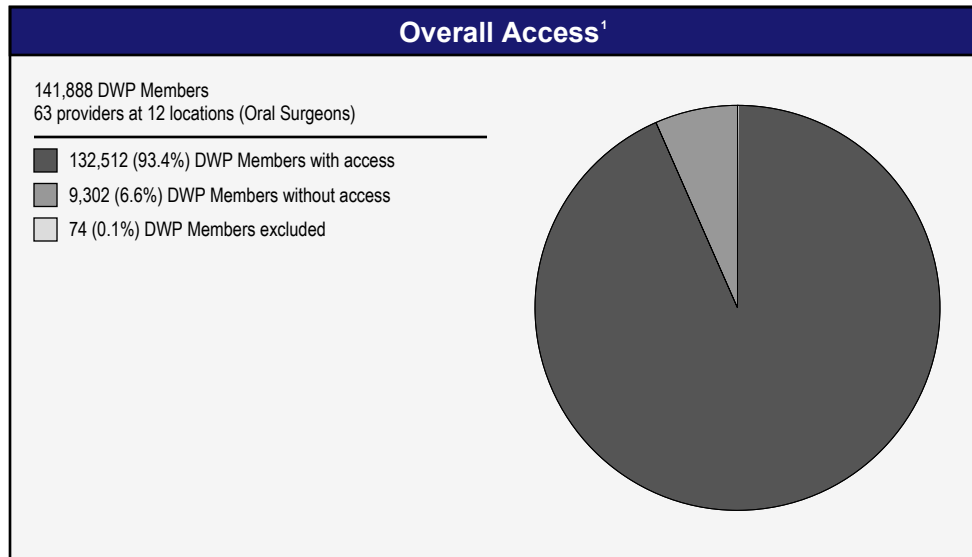
DWP Member / Provider Groups
DWP Members (Iowa)
Oral Surgeons (Iowa)

Comparison Graph
Percent of dwp members with access to a choice of providers over miles

- 1st closest
- 2nd closest
- 3rd closest

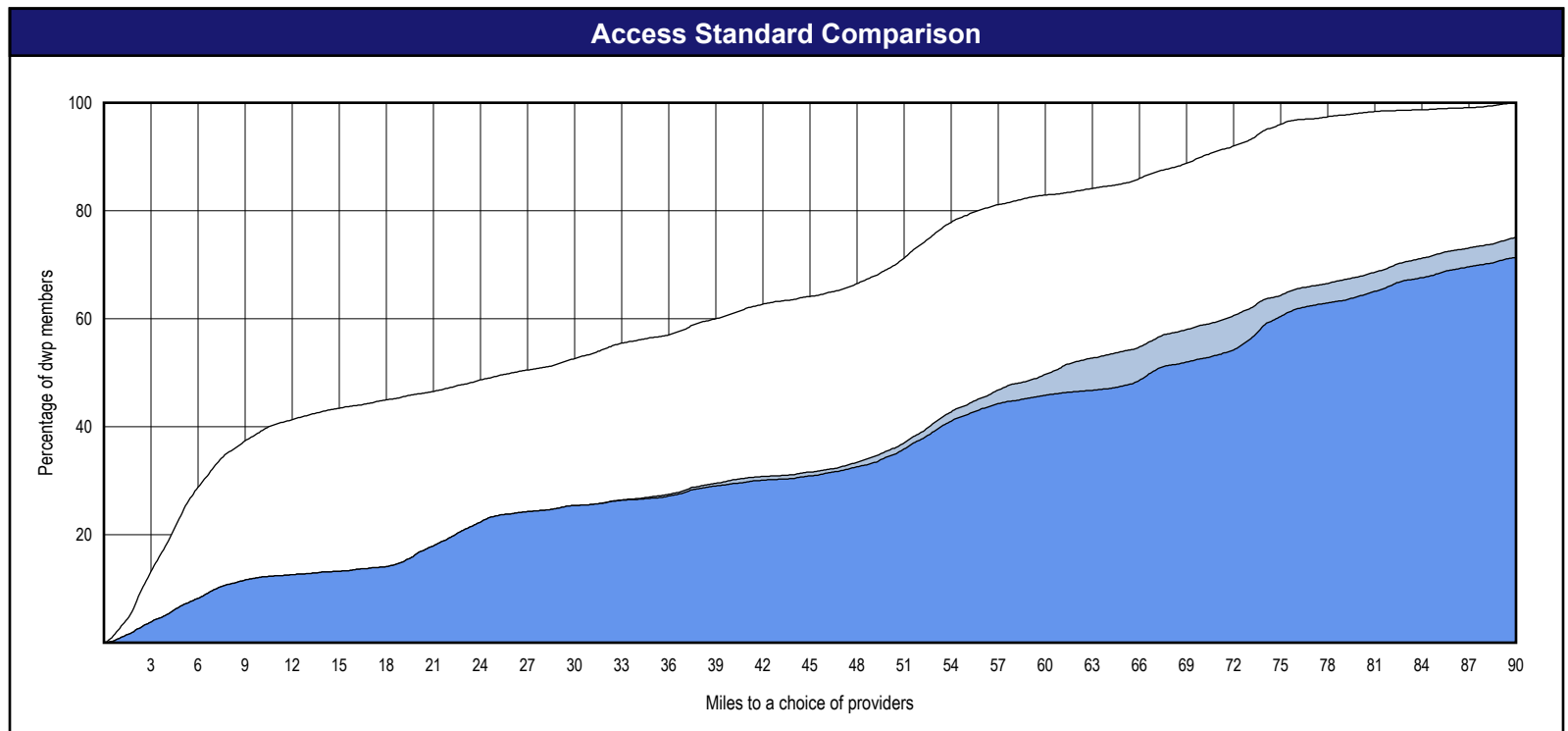
¹ The Access Standard is defined as (DWP Members (Iowa)) dwp members accessing:

1 (Oral Surgeons (Iowa)) provider in 90 miles and 90 minutes



Distances/Times

	Average
Distance/Time to 1st closest provider	30.7 miles 39.0 mins
Distance/Time to 2nd closest provider	58.9 miles 74.2 mins
Distance/Time to 3rd closest provider	62.6 miles 77.7 mins



Access Overview - Endodontists (90 miles/90 minutes)

April 13, 2021

Access Analysis
Endodontists (90 miles/90 minutes)


DWP Member / Provider Groups
DWP Members (Iowa)
Endodontists (Iowa)

Comparison Graph
Percent of dwp members with access to a choice of providers over miles

- 1st closest
- 2nd closest
- 3rd closest

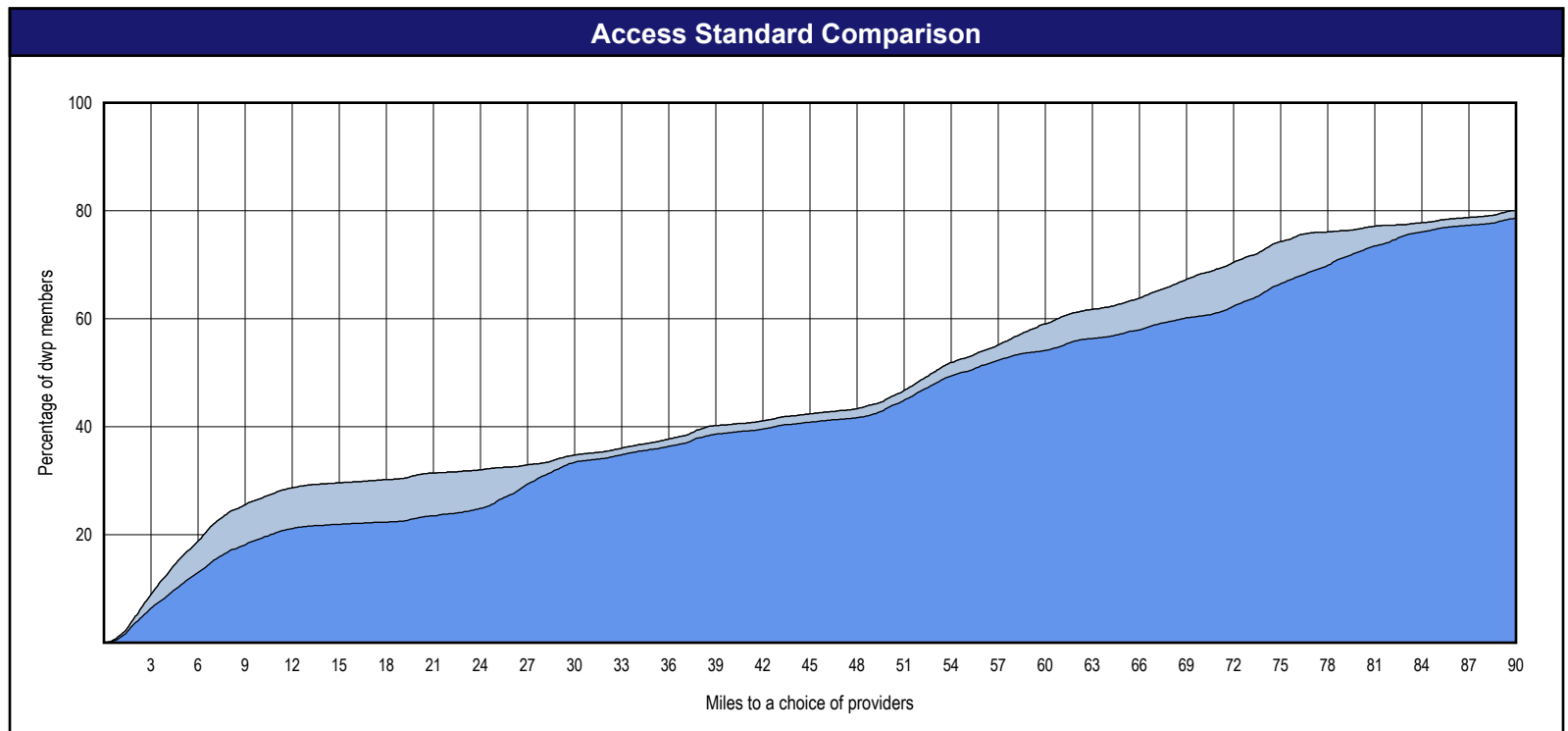
¹ The Access Standard is defined as (DWP Members (Iowa)) dwp members accessing:

1 (Endodontists (Iowa)) provider in 90 miles and 90 minutes



Distances/Times

	Average
Distance/Time to 1st closest provider	55.2 miles 78.3 mins
Distance/Time to 2nd closest provider	55.2 miles 78.3 mins
Distance/Time to 3rd closest provider	59.4 miles 87.1 mins



Access Overview - Prosthodontists (90 miles/90 minutes)

April 13, 2021

Access Analysis
Prosthodontists (90 miles/90 minutes)


DWP Member / Provider Groups
DWP Members (Iowa)
Prosthodontists (Iowa)

Comparison Graph
Percent of dwp members with access to a choice of providers over miles

- 1st closest
- 2nd closest
- 3rd closest

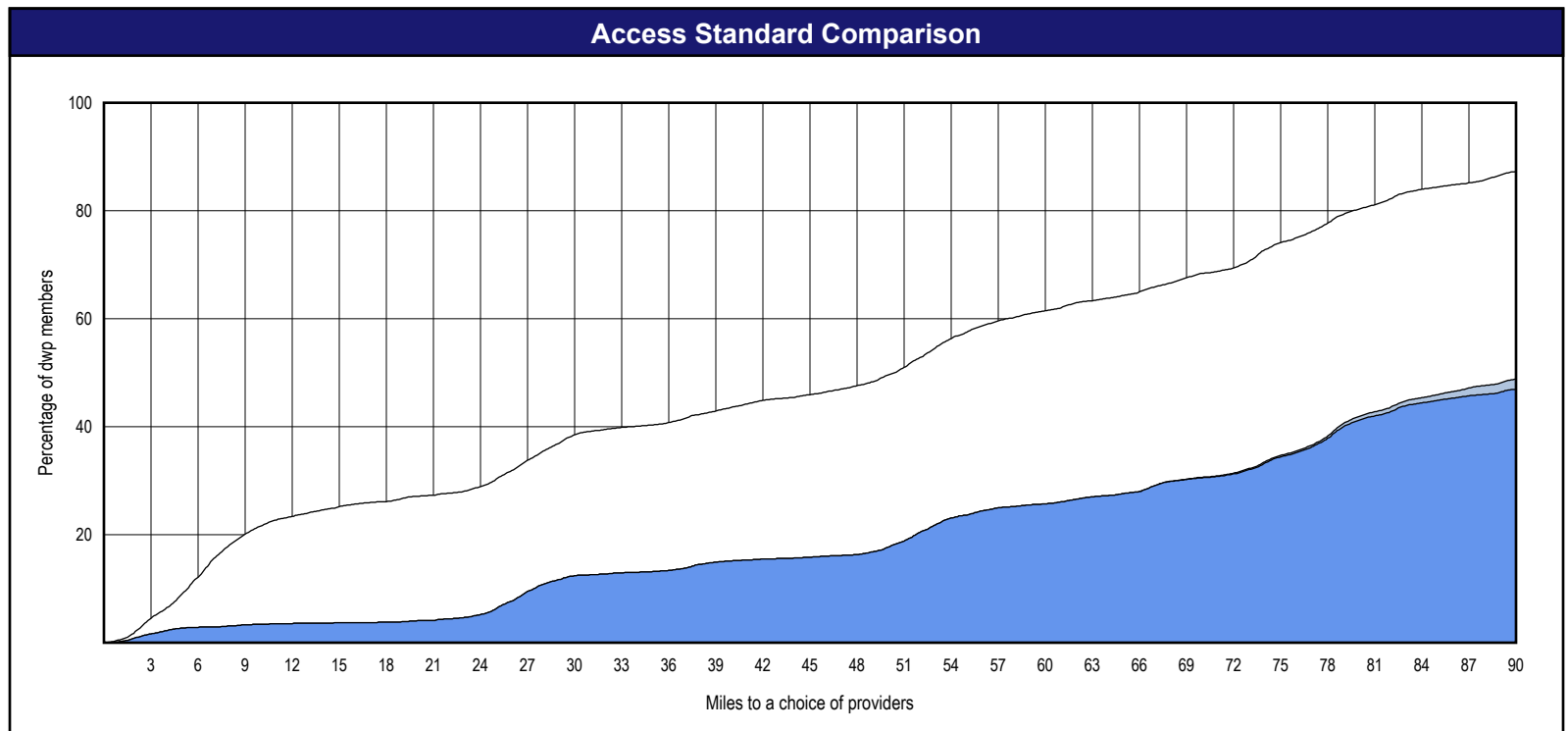
¹ The Access Standard is defined as (DWP Members (Iowa)) dwp members accessing:

1 (Prosthodontists (Iowa)) provider in 90 miles and 90 minutes



Distances/Times

	Average
Distance/Time to 1st closest provider	49.3 miles 67.8 mins
Distance/Time to 2nd closest provider	88.5 miles 129.2 mins
Distance/Time to 3rd closest provider	107.6 miles 162.2 mins



Access Overview - Periodontists (90 miles/90 minutes)

April 13, 2021

Access Analysis
Periodontists (90 miles/90 minutes)


DWP Member / Provider Groups
DWP Members (Iowa)
Periodontists (Iowa)

Comparison Graph
Percent of dwp members with access to a choice of providers over miles

- 1st closest
- 2nd closest
- 3rd closest

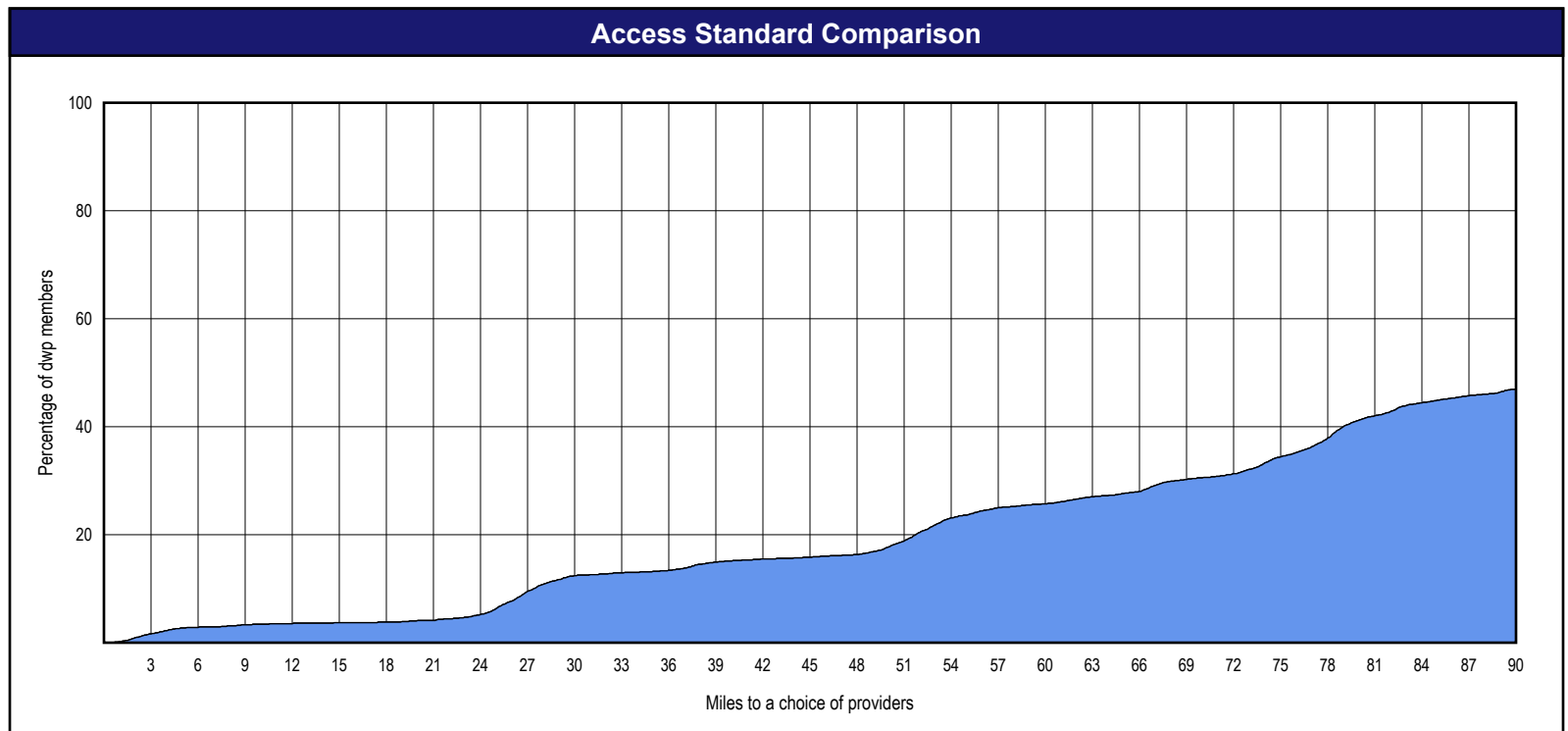
¹ The Access Standard is defined as (DWP Members (Iowa)) dwp members accessing:

1 (Periodontists (Iowa)) provider in 90 miles and 90 minutes



Distances/Times

	Average
Distance/Time to 1st closest provider	107.6 miles 162.2 mins
Distance/Time to 2nd closest provider	107.6 miles 162.2 mins
Distance/Time to 3rd closest provider	107.6 miles 162.2 mins



All Dentists Access Map

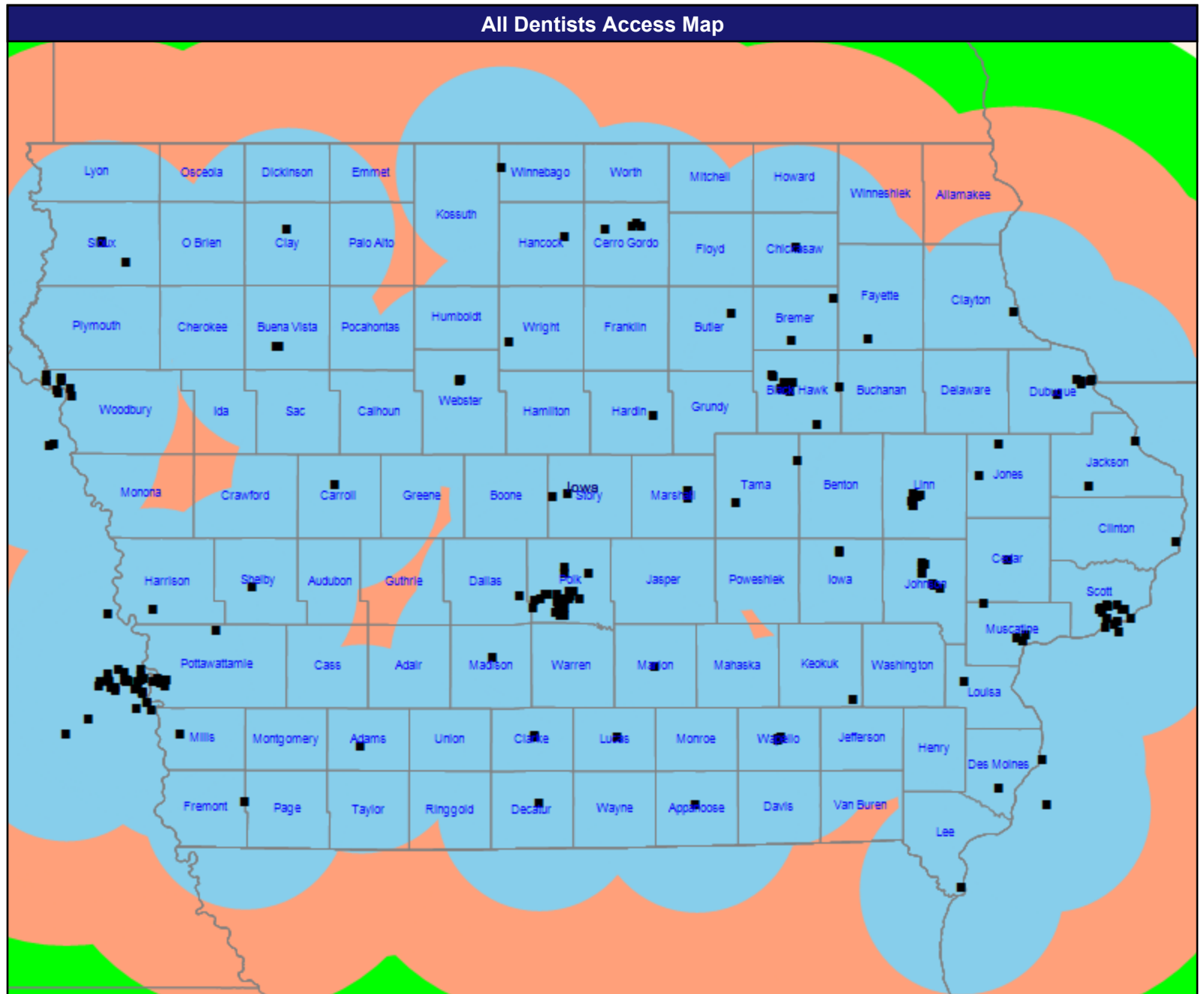
April 13, 2021

All Dentists

Total Providers: 1,054

- All providers
- 30 mile radius
- 60 mile radius
- 90 mile radius

41.42 miles



Endodontists Access Map

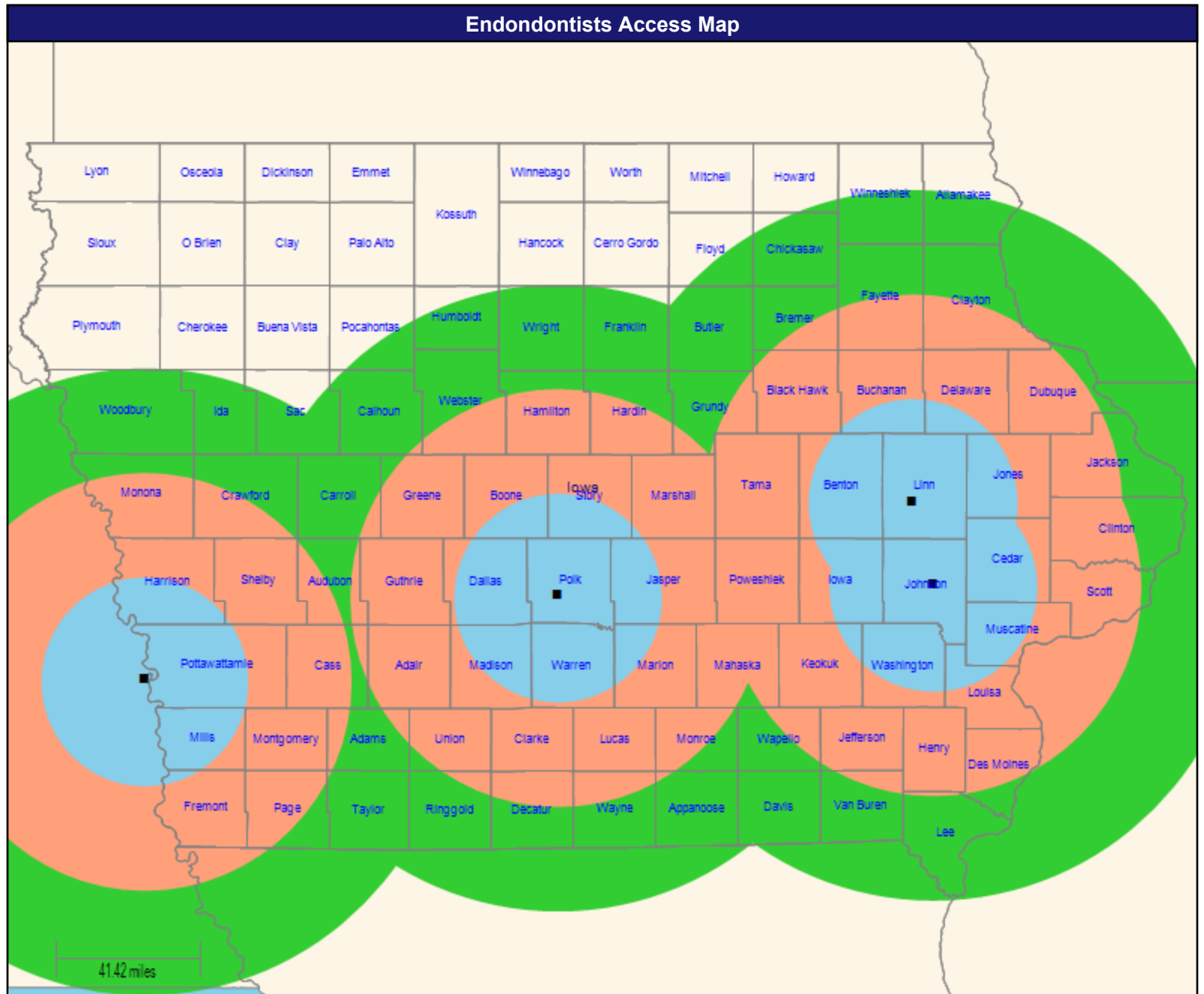
April 13, 2021

Endodontists

Total Providers: 15

- All providers
- 30 mile radius
- 60 mile radius
- 90 mile radius

41.42 miles



General Dentists Access Map

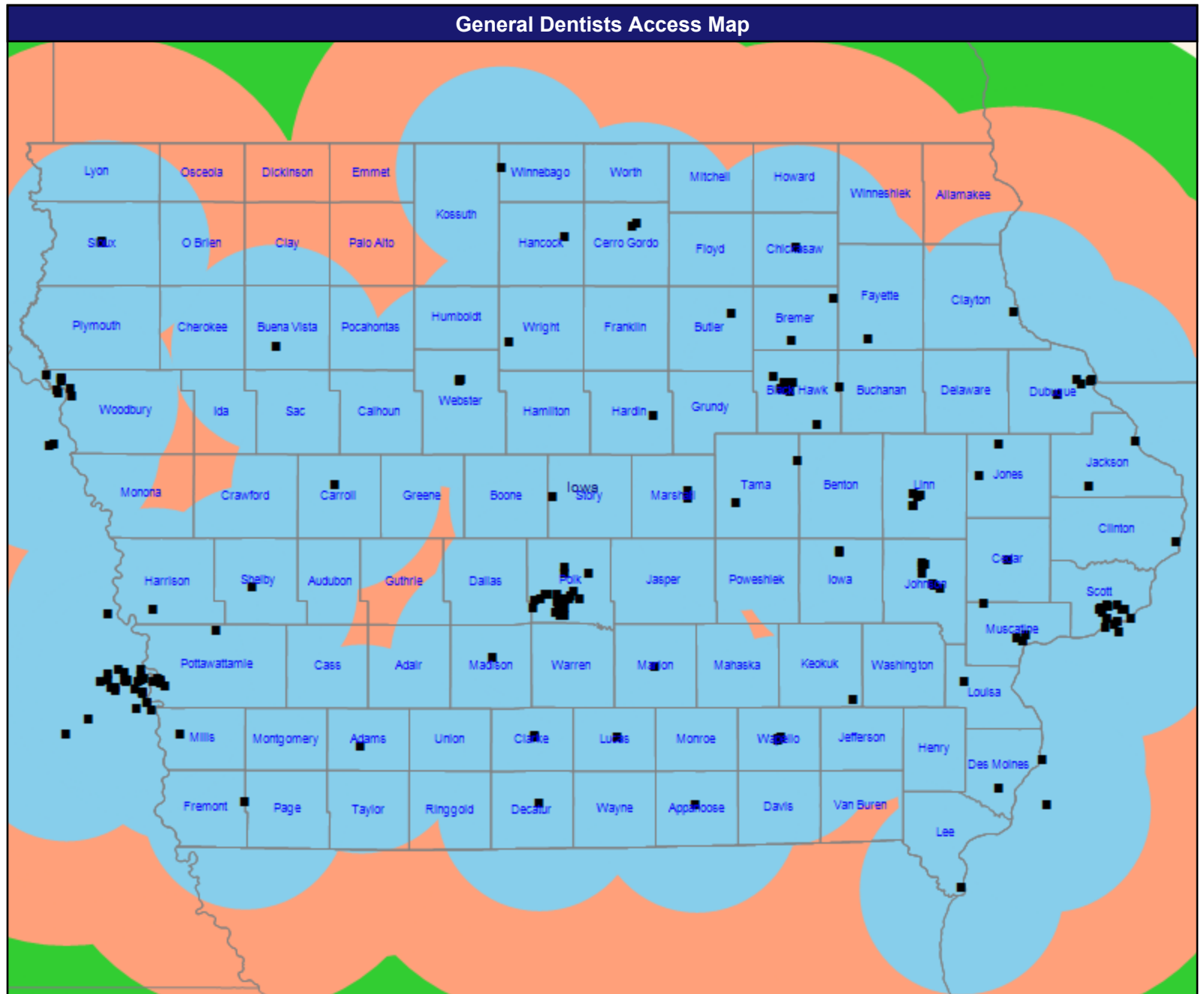
April 13, 2021

General Dentists

Total Providers: 814

- All providers
- 30 mile radius
- 60 mile radius
- 90 mile radius

41.42 miles



Oral Surgeons Access Map

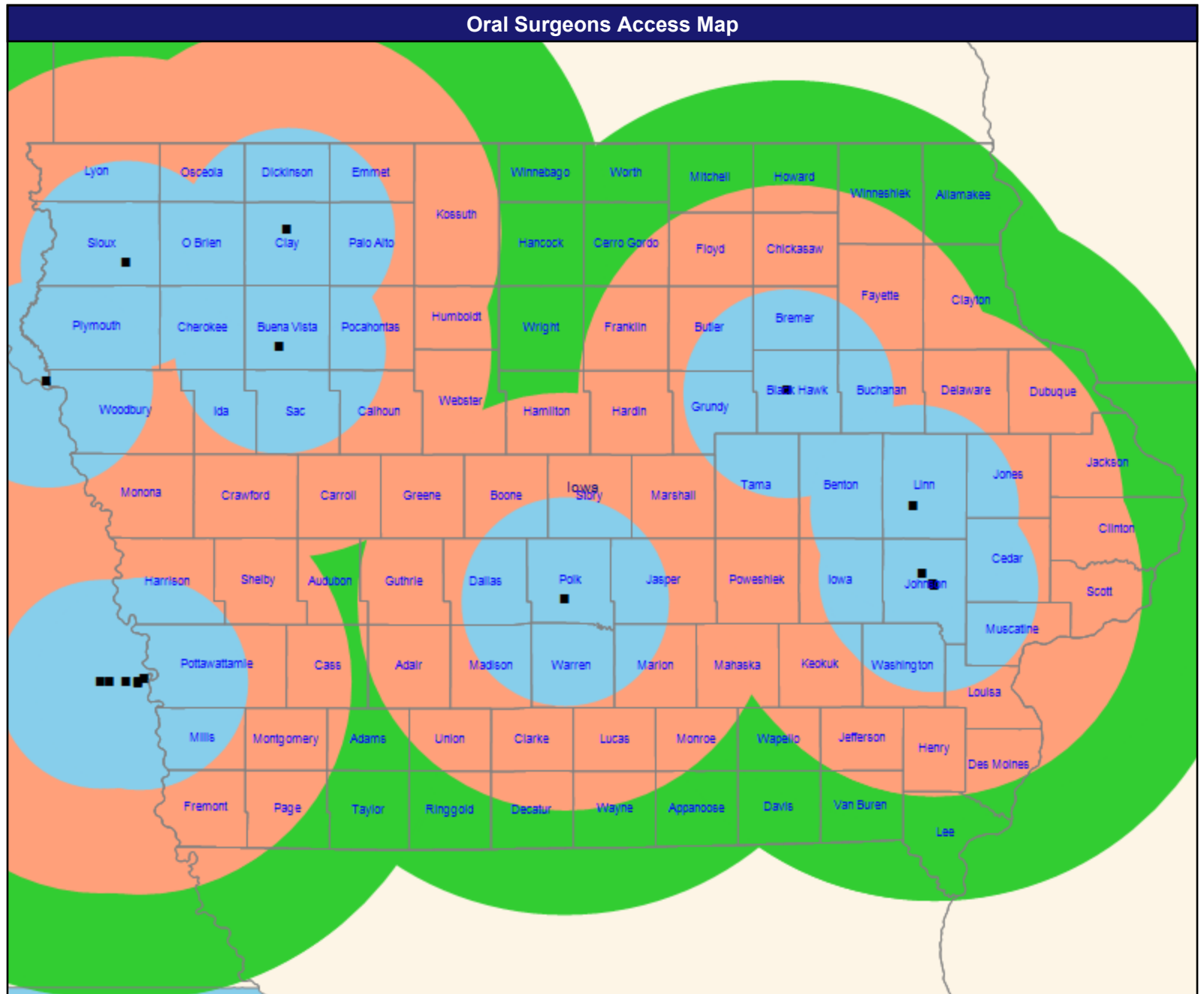
April 13, 2021

Oral Surgeons

Total Providers: 79

- All providers
- 30 mile radius
- 60 mile radius
- 90 mile radius

41.42 miles



Orthodontists Access Map

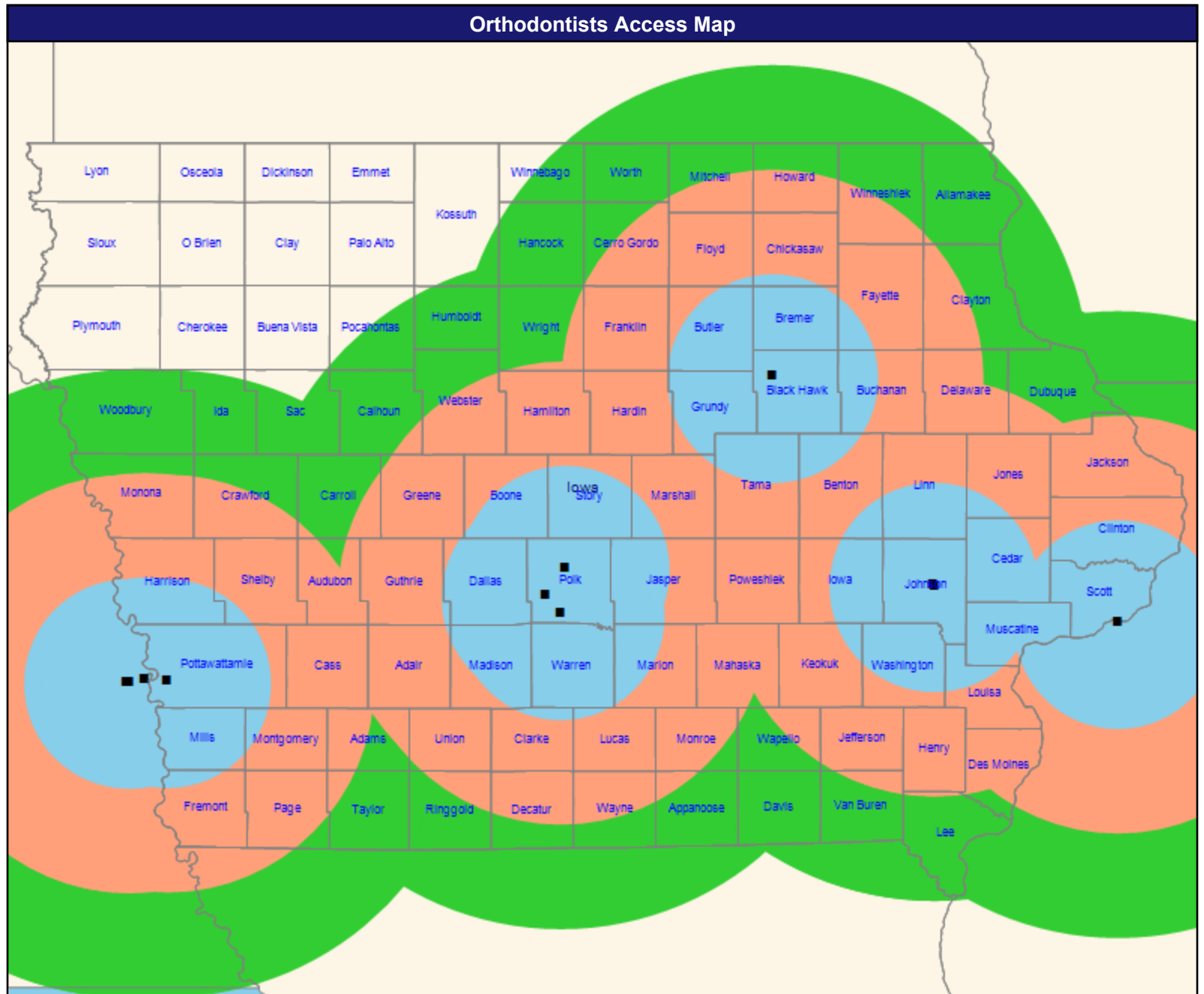
April 13, 2021

Orthodontists

Total Providers: 19

- All providers
- 30 mile radius
- 60 mile radius
- 90 mile radius

41.42 miles



Pediatric Dentists Access Map

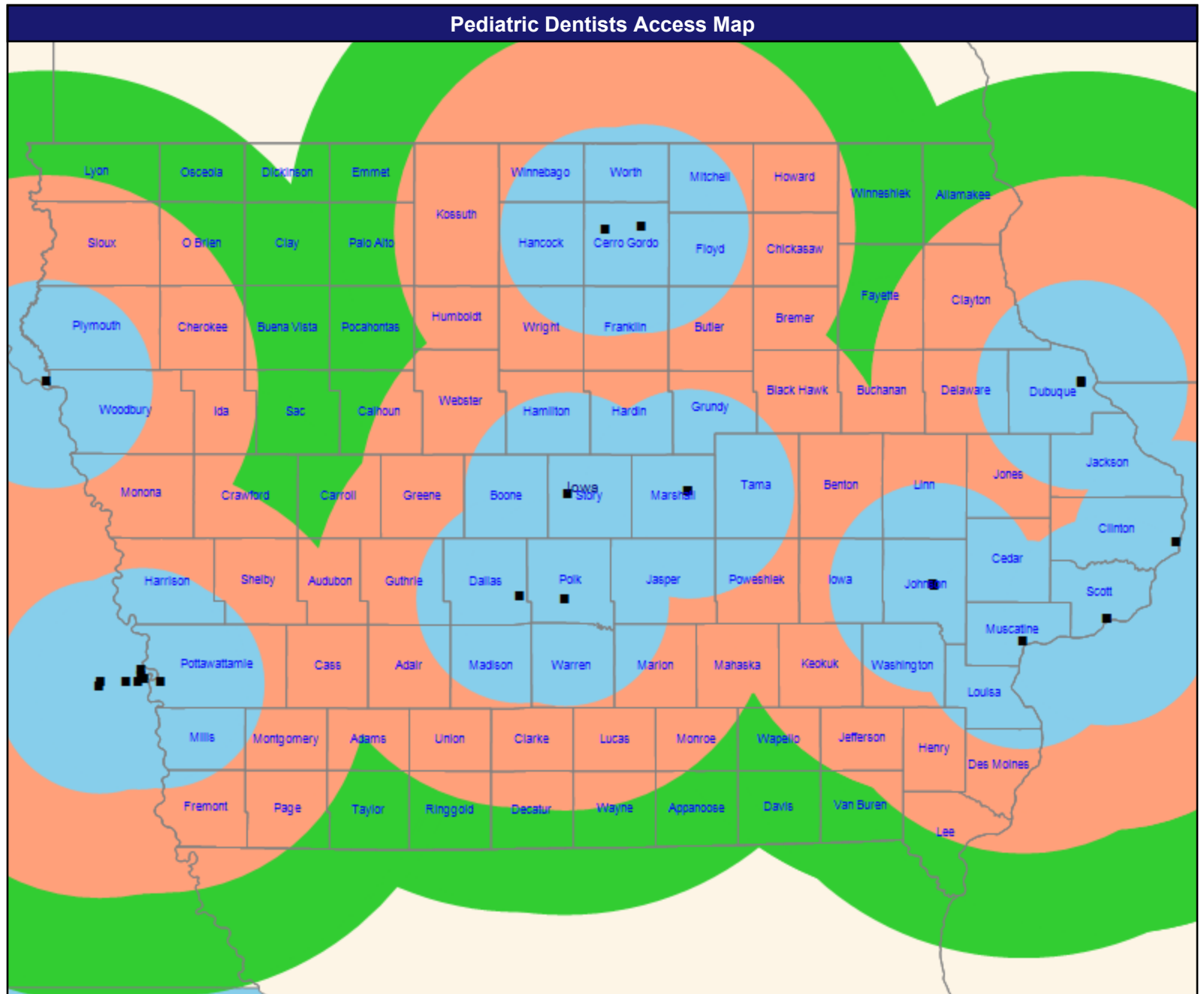
April 13, 2021

Pediatric Dentists

Total Providers: 64

- All providers
- 30 mile radius
- 60 mile radius
- 90 mile radius

41.42 miles



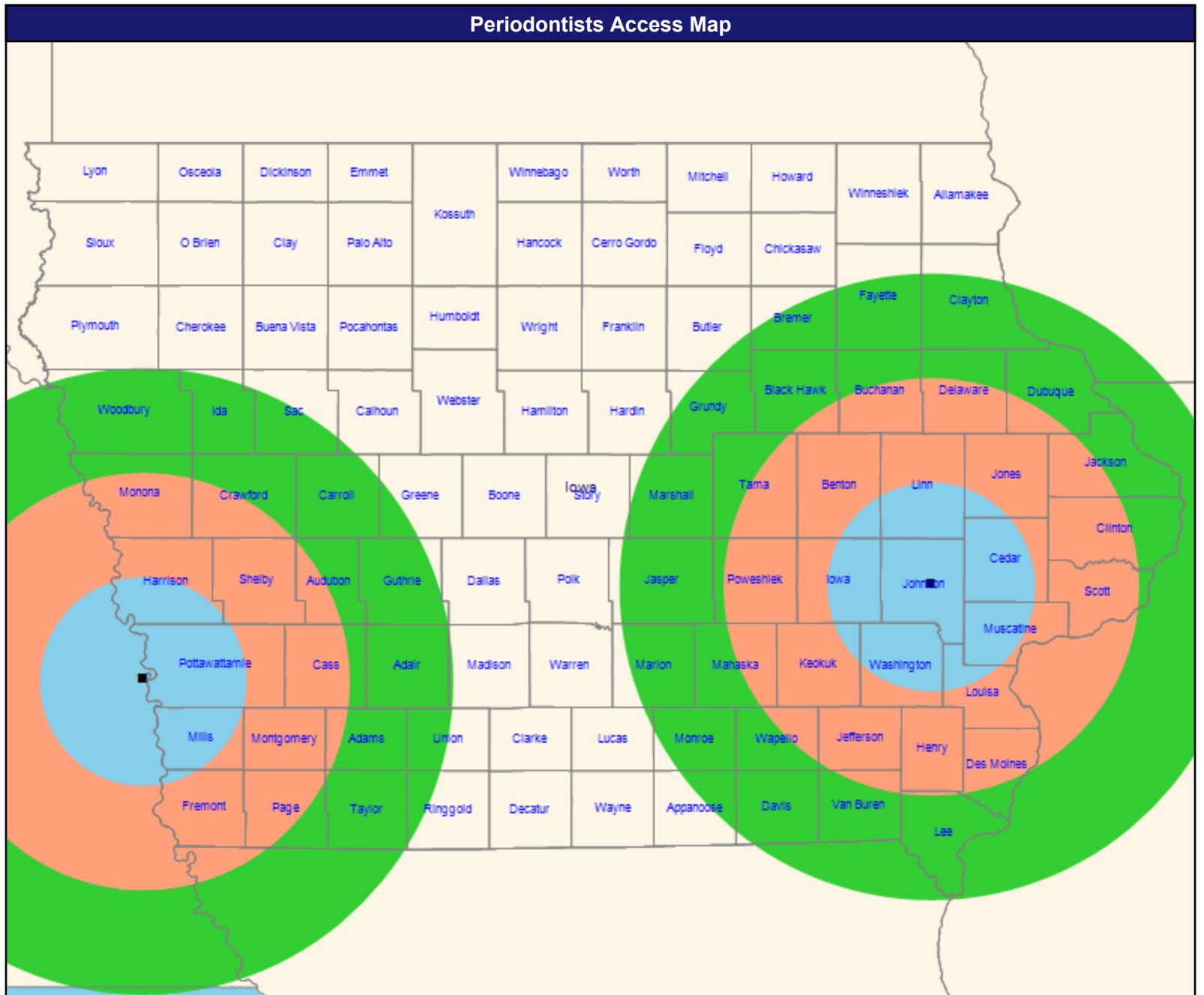
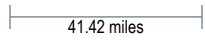
Periodontists Access Map

April 13, 2021

Periodontists

Total Providers: 14

- All providers
- 30 mile radius
- 60 mile radius
- 90 mile radius



Prosthodontists Access Map

April 13, 2021

Prosthodontists

Total Providers: 23

- All providers
- 30 mile radius
- 60 mile radius
- 90 mile radius

41.42 miles

