



Network Access Analysis
Dental Wellness Plan
MCNA Dental

October 8, 2020

Contents

Report Contents

Access Overview - All Dentists (30 miles/30 minutes)	4
Access Overview - General Dentists (30 miles/30 minutes)	5
Access Overview - Pediatric Dentists (30 miles/30 minutes)	6
Access Overview - Orthodontists (30 miles/30 minutes)	7
Access Overview - Oral Surgeons (30 miles/30 minutes)	8
Access Overview - Periodontists (30 miles/30 minutes)	9
Access Overview - Endodontists (30 miles/30 minutes)	10
Access Overview - Prosthodontists (30 miles/30 minutes)	11
Access Overview - All Dentists (60 miles/60 minutes)	12
Access Overview - General Dentists (60 miles/60 minutes)	13
Access Overview - Pediatric Dentists (60 miles/60 minutes)	14
Access Overview - Orthodontists (60 miles/60 minutes)	15
Access Overview - Oral Surgeons (60 miles/60 minutes)	16
Access Overview - Endodontists (60 miles/60 minutes)	17
Access Overview - Prosthodontists (60 miles/60 minutes)	18
Access Overview - Periodontists (60 miles/60 minutes)	19
Access Overview - All Dentists (90 miles/90 minutes)	20
Access Overview - General Dentists (90 miles/90 minutes)	21
Access Overview - Pediatric Dentists (90 miles/90 minutes)	22
Access Overview - Orthodontists (90 miles/90 minutes)	23
Access Overview - Oral Surgeons (90 miles/90 minutes)	24
Access Overview - Endodontists (90 miles/90 minutes)	25
Access Overview - Prosthodontists (90 miles/90 minutes)	26
Access Overview - Periodontists (90 miles/90 minutes)	27

Contents

Report Contents

All Dentists Access Map	28
Endodontists Access Map	29
General Dentists Access Map	30
Oral Surgeons Access Map	31
Orthodontists Access Map	32
Pediatric Dentists Access Map	33
Periodontists Access Map	34
Prosthodontists Access Map	35
Access Summary By County	36
Access Detail By County	37

Access Overview - All Dentists (30 miles/30 minutes)

October 8, 2020

Access Analysis

All Dentists (30 miles/30 minutes)

DWP Member / Provider Groups

DWP Members (Iowa)

All Dentists (Iowa)


Comparison Graph

Percent of dwp members with access to a choice of providers over miles

- 1st closest
- 2nd closest
- 3rd closest

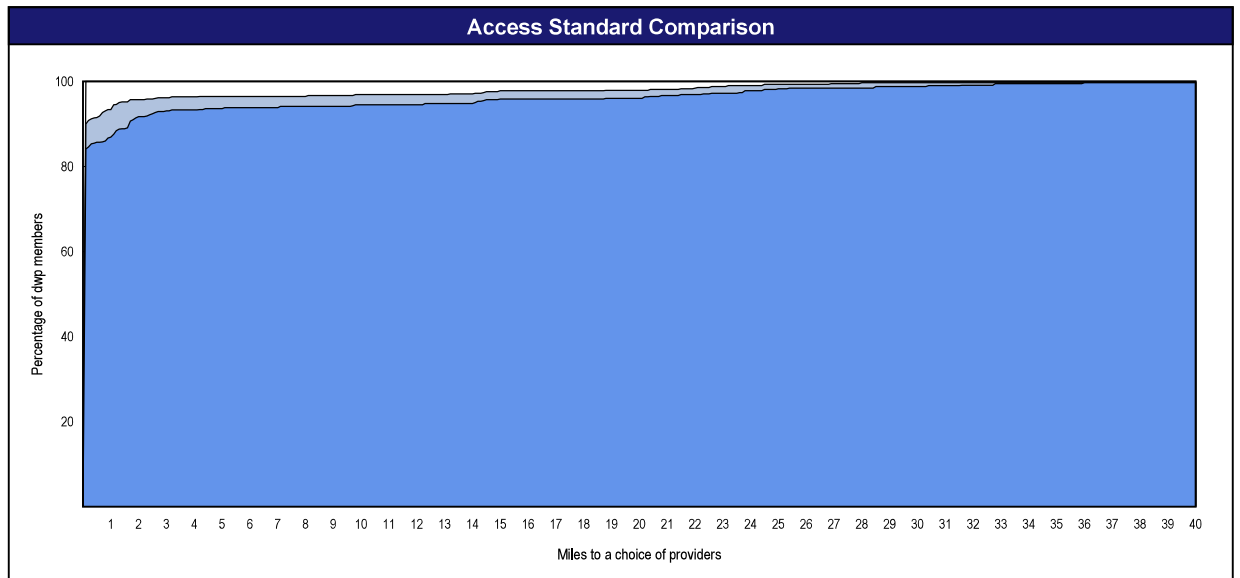
¹ The Access Standard is defined as (DWP Members (Iowa)) dwp members accessing:

1 (All Dentists (Iowa)) provider in 30 miles and 30 minutes



Distances/Times

	Average
Distance/Time to 1st closest provider	0.0 mile 0.0 min
Distance/Time to 2nd closest provider	0.8 mile 0.9 min
Distance/Time to 3rd closest provider	1.5 miles 1.7 mins




Access Overview - General Dentists (30 miles/30 minutes)

October 8, 2020

Access Analysis
 General Dentists (30 miles/30 minutes)
 DWP Member / Provider Groups
 DWP Members (Iowa)
 General Dentists (Iowa)

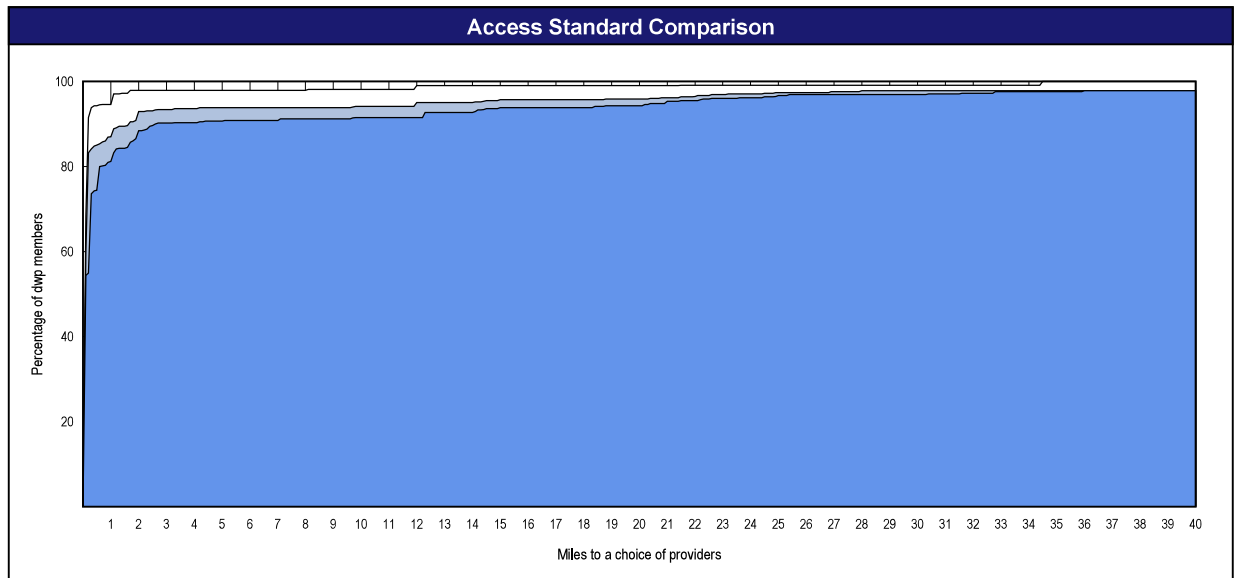
Comparison Graph
 Percent of dwp members with access to a choice of providers over miles
 1st closest
 2nd closest
 3rd closest

¹ The Access Standard is defined as (DWP Members (Iowa) dwp members accessing:
 1 (General Dentists (Iowa) provider in 30 miles and 30 minutes



Distances/Times

	Average
Distance/Time to 1st closest provider	0.6 mile 0.6 min
Distance/Time to 2nd closest provider	2.0 miles 2.3 mins
Distance/Time to 3rd closest provider	2.8 miles 3.2 mins



Access Overview - Pediatric Dentists (30 miles/30 minutes)

October 8, 2020


Access Analysis
 Pediatric Dentists (30 miles/30 minutes)

DWP Member / Provider Groups
 DWP Members (Iowa)
 Pediatric Dentists (Iowa)

Comparison Graph
 Percent of dwp members with access to a choice of providers over miles

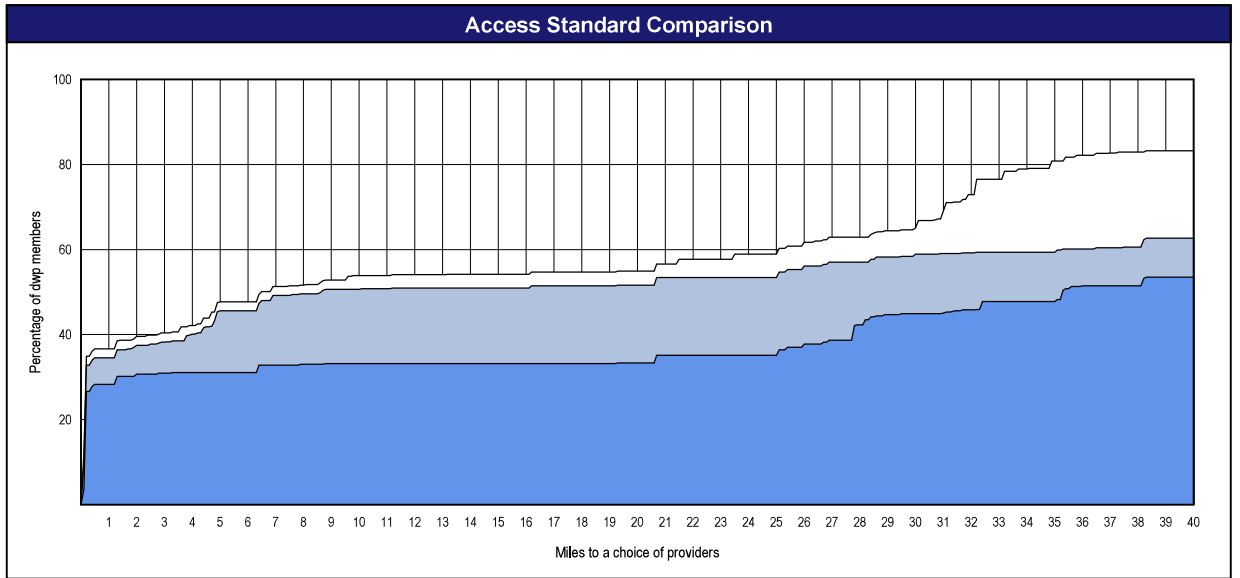
- 1st closest
- 2nd closest
- 3rd closest

¹ The Access Standard is defined as (DWP Members (Iowa)) dwp members accessing:
 1 (Pediatric Dentists (Iowa)) provider in 30 miles and 30 minutes



Distances/Times

	Average
Distance/Time to 1st closest provider	20.0 miles 23.9 mins
Distance/Time to 2nd closest provider	27.5 miles 33.1 mins
Distance/Time to 3rd closest provider	38.9 miles 47.5 mins



Access Overview - Orthodontists (30 miles/30 minutes)

October 8, 2020


Access Analysis
 Orthodontists (30 miles/30 minutes)

DWP Member / Provider Groups
 DWP Members (Iowa)
 Orthodontists (Iowa)

Comparison Graph
 Percent of dwp members with access to a choice of providers over miles

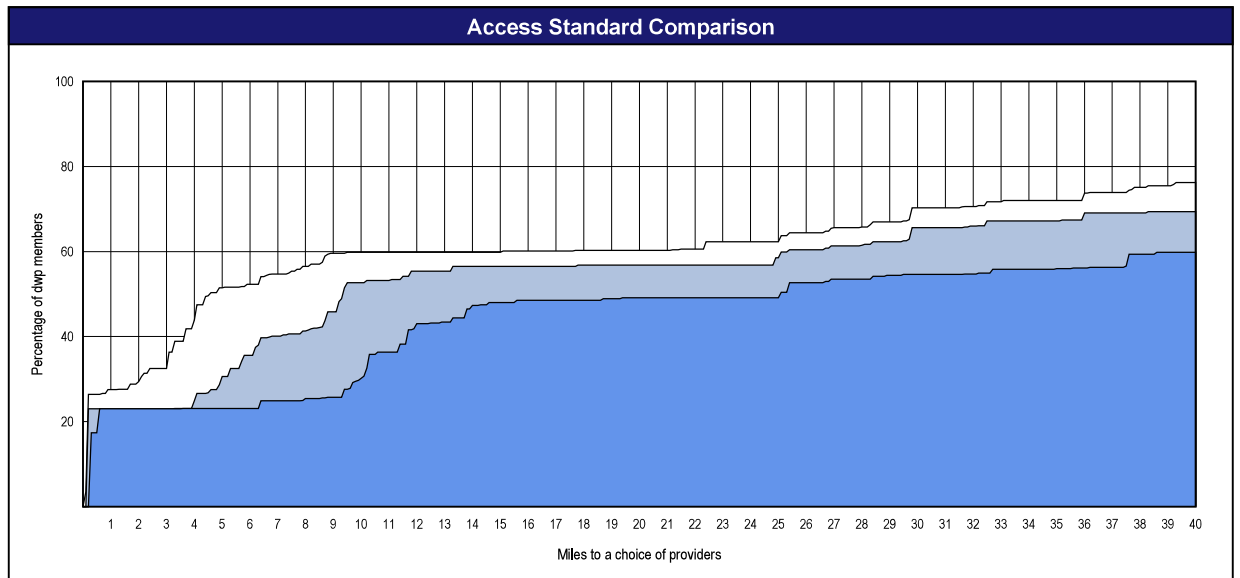
- 1st closest
- 2nd closest
- 3rd closest

¹ The Access Standard is defined as (DWP Members (Iowa)) dwp members accessing:
 1 (Orthodontists (Iowa)) provider in 30 miles and 30 minutes



Distances/Times

	Average
Distance/Time to 1st closest provider	24.6 miles 30.7 mins
Distance/Time to 2nd closest provider	30.1 miles 39.7 mins
Distance/Time to 3rd closest provider	36.8 miles 50.3 mins



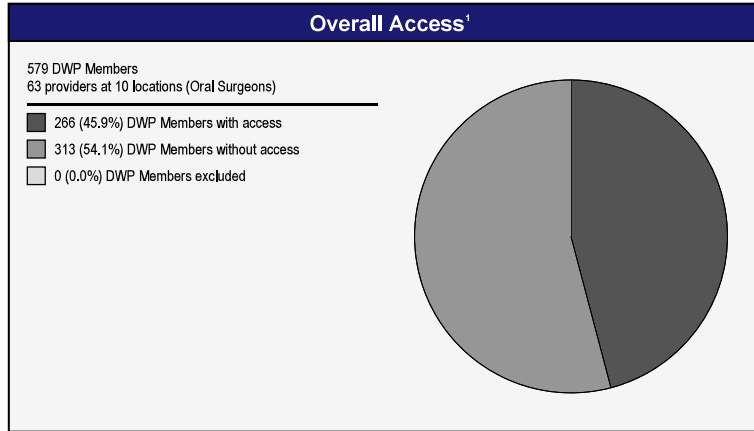
Access Overview - Oral Surgeons (30 miles/30 minutes)

October 8, 2020

Access Analysis
 Oral Surgeons (30 miles/30 minutes)
 DWP Member / Provider Groups
 DWP Members (Iowa)
 Oral Surgeons (Iowa)

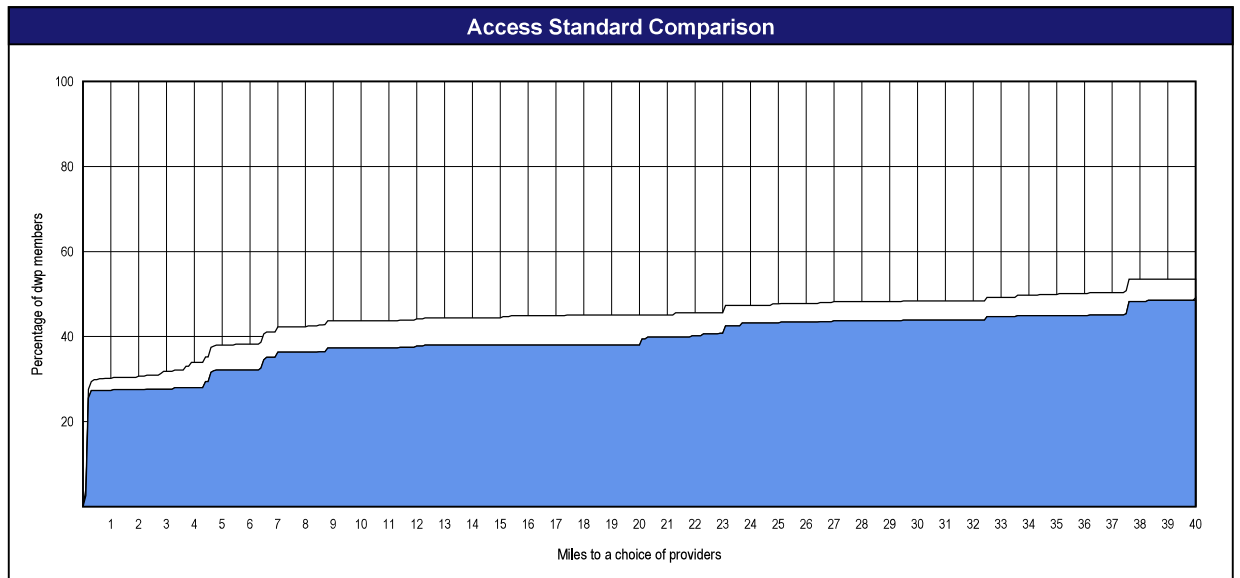
Comparison Graph
 Percent of dwp members with access to a choice of providers over miles
 1st closest
 2nd closest
 3rd closest

¹ The Access Standard is defined as (DWP Members (Iowa)) dwp members accessing:
 1 (Oral Surgeons (Iowa)) provider in 30 miles and 30 minutes



Distances/Times

	Average
Distance/Time to 1st closest provider	40.5 miles 53.3 mins
Distance/Time to 2nd closest provider	46.6 miles 59.4 mins
Distance/Time to 3rd closest provider	47.7 miles 62.5 mins




Access Overview - Periodontists (30 miles/30 minutes)

October 8, 2020

Access Analysis
 Periodontists (30 miles/30 minutes)
 DWP Member / Provider Groups
 DWP Members (Iowa)
 Periodontists (Iowa)

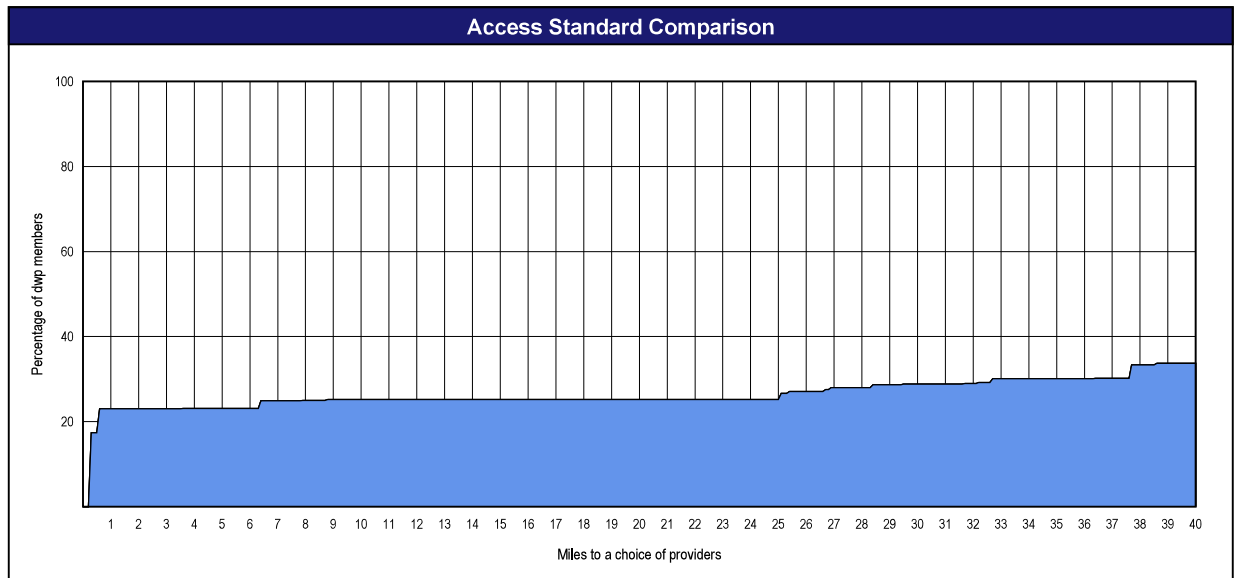
Comparison Graph
 Percent of dwp members with access to a choice of providers over miles
 1st closest
 2nd closest
 3rd closest

¹ The Access Standard is defined as (DWP Members (Iowa)) dwp members accessing:
 1 (Periodontists (Iowa)) provider in 30 miles and 30 minutes



Distances/Times

	Average
Distance/Time to 1st closest provider	86.0 miles 135.2 mins
Distance/Time to 2nd closest provider	86.0 miles 135.2 mins
Distance/Time to 3rd closest provider	86.0 miles 135.2 mins



Access Overview - Endodontists (30 miles/30 minutes)

October 8, 2020

Access Analysis
Endodontists (30 miles/30 minutes)

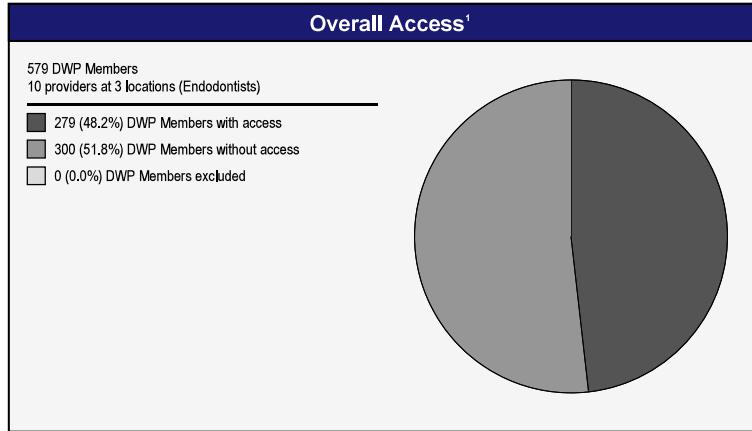
DWP Member / Provider Groups
DWP Members (Iowa)
Endodontists (Iowa)

Comparison Graph
Percent of dwp members with access to a choice of providers over miles

- 1st closest
- 2nd closest
- 3rd closest

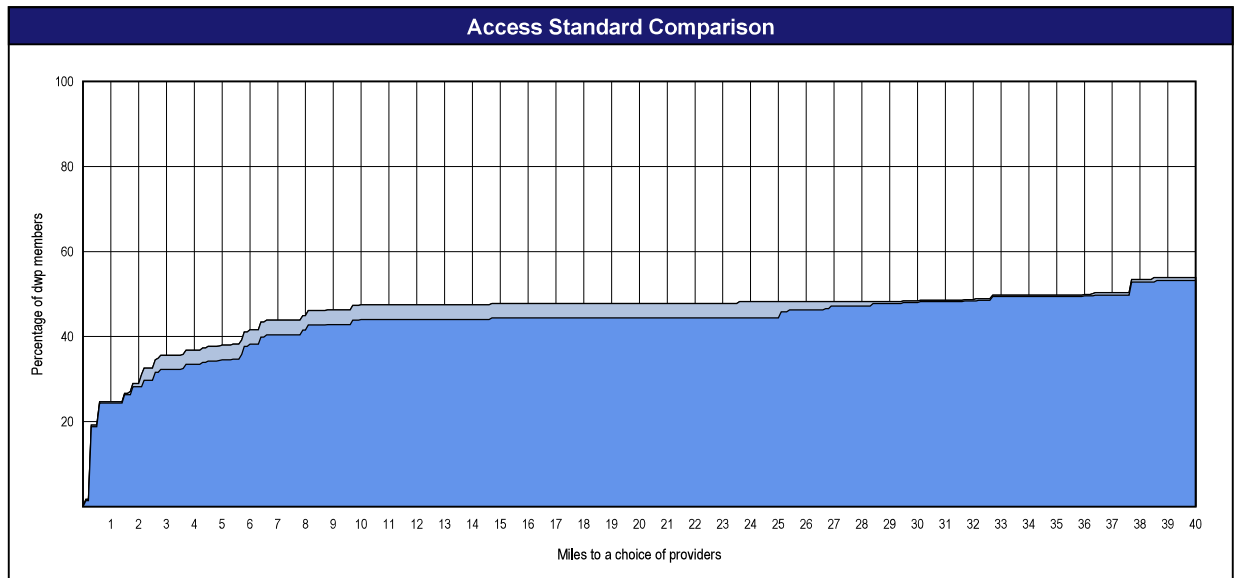
¹ The Access Standard is defined as (DWP Members (Iowa)) dwp members accessing:

1 (Endodontists (Iowa)) provider in 30 miles and 30 minutes



Distances/Times

	Average
Distance/Time to 1st closest provider	43.4 miles 64.1 mins
Distance/Time to 2nd closest provider	43.4 miles 64.1 mins
Distance/Time to 3rd closest provider	45.9 miles 69.5 mins



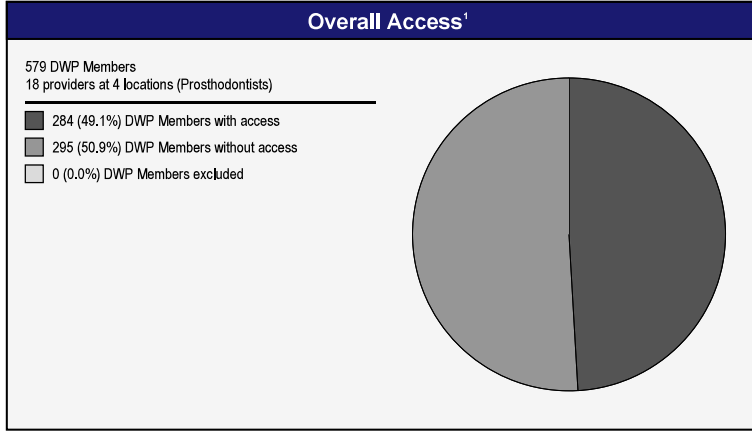
Access Overview - Prosthodontists (30 miles/30 minutes)

October 8, 2020

Access Analysis
 Prosthodontists (30 miles/30 minutes)
 DWP Member / Provider Groups
 DWP Members (Iowa)
 Prosthodontists (Iowa)

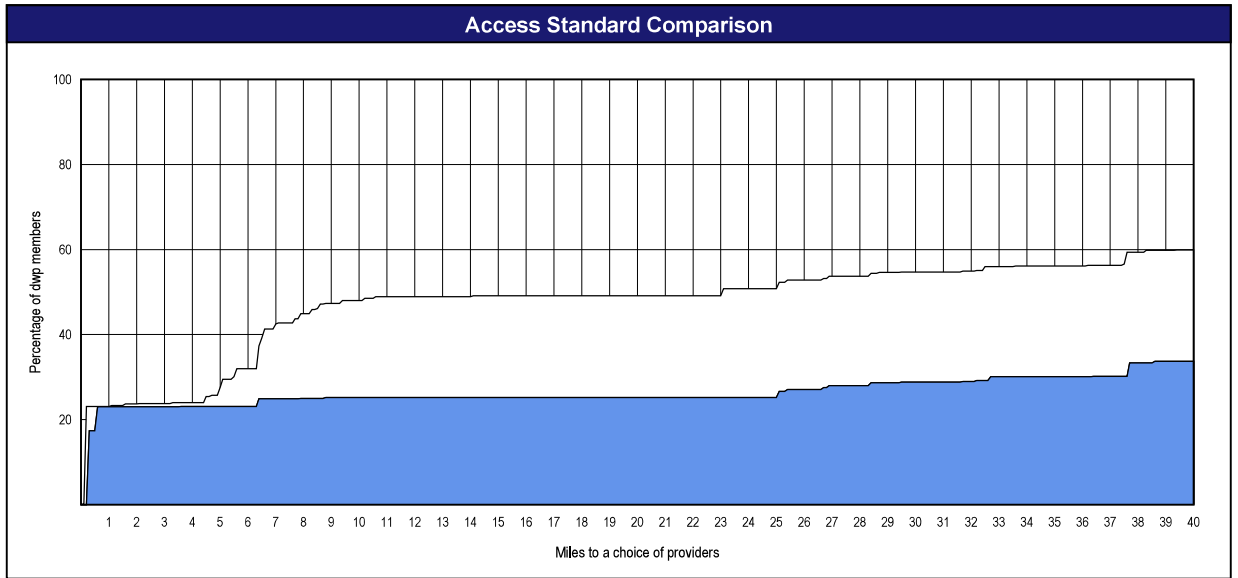
Comparison Graph
 Percent of dwp members with access to a choice of providers over miles
 1st closest
 2nd closest
 3rd closest

¹ The Access Standard is defined as (DWP Members (Iowa)) dwp members accessing:
 1 (Prosthodontists (Iowa)) provider in 30 miles and 30 minutes



Distances/Times

	Average
Distance/Time to 1st closest provider	35.0 miles 50.3 mins
Distance/Time to 2nd closest provider	70.3 miles 105.5 mins
Distance/Time to 3rd closest provider	86.0 miles 135.2 mins



Access Overview - All Dentists (60 miles/60 minutes)

October 8, 2020

Access Analysis

All Dentists (60 miles/60 minutes)

DWP Member / Provider Groups

DWP Members (Iowa)

All Dentists (Iowa)


Comparison Graph

Percent of dwp members with access to a choice of providers over miles

- 1st closest
- 2nd closest
- 3rd closest

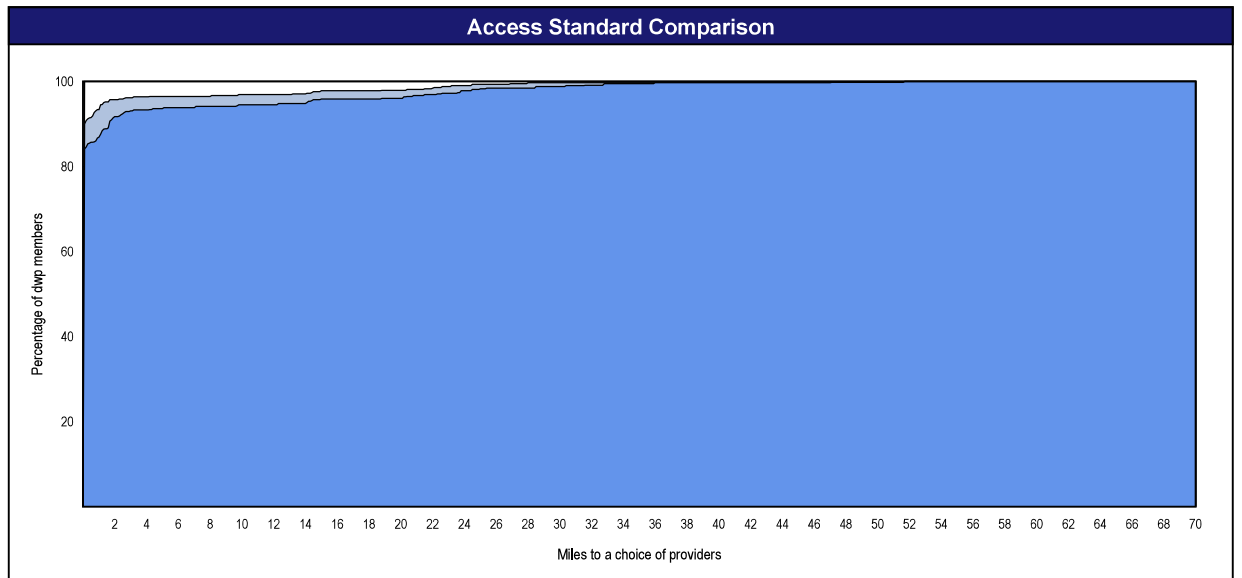
¹ The Access Standard is defined as (DWP Members (Iowa)) dwp members accessing:

1 (All Dentists (Iowa)) provider in 60 miles and 60 minutes



Distances/Times

	Average
Distance/Time to 1st closest provider	0.0 mile 0.0 min
Distance/Time to 2nd closest provider	0.8 mile 0.9 min
Distance/Time to 3rd closest provider	1.5 miles 1.7 mins




Access Overview - General Dentists (60 miles/60 minutes)

October 8, 2020

Access Analysis
 General Dentists (60 miles/60 minutes)
 DWP Member / Provider Groups
 DWP Members (Iowa)
 General Dentists (Iowa)

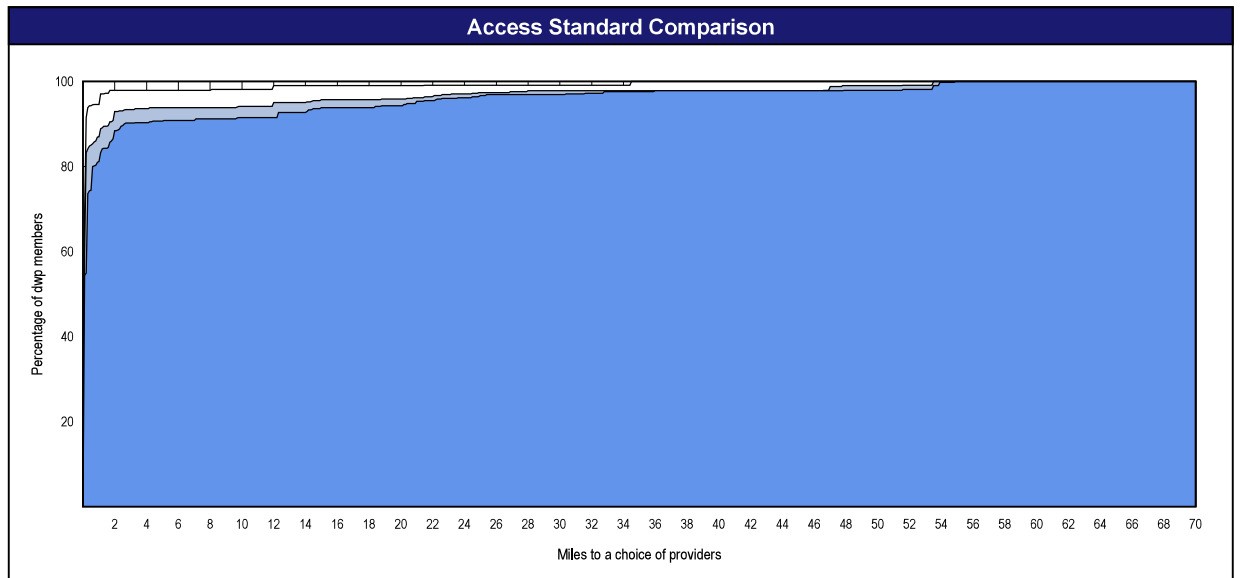
Comparison Graph
 Percent of dwp members with access to a choice of providers over miles
 1st closest
 2nd closest
 3rd closest

¹ The Access Standard is defined as (DWP Members (Iowa) dwp members accessing:
 1 (General Dentists (Iowa) provider in 60 miles and 60 minutes



Distances/Times

	Average
Distance/Time to 1st closest provider	0.6 mile 0.6 min
Distance/Time to 2nd closest provider	2.0 miles 2.3 mins
Distance/Time to 3rd closest provider	2.8 miles 3.2 mins



Access Overview - Pediatric Dentists (60 miles/60 minutes)

October 8, 2020


Access Analysis
Pediatric Dentists (60 miles/60 minutes)

DWP Member / Provider Groups
DWP Members (Iowa)
Pediatric Dentists (Iowa)

Comparison Graph
Percent of dwp members with access to a choice of providers over miles

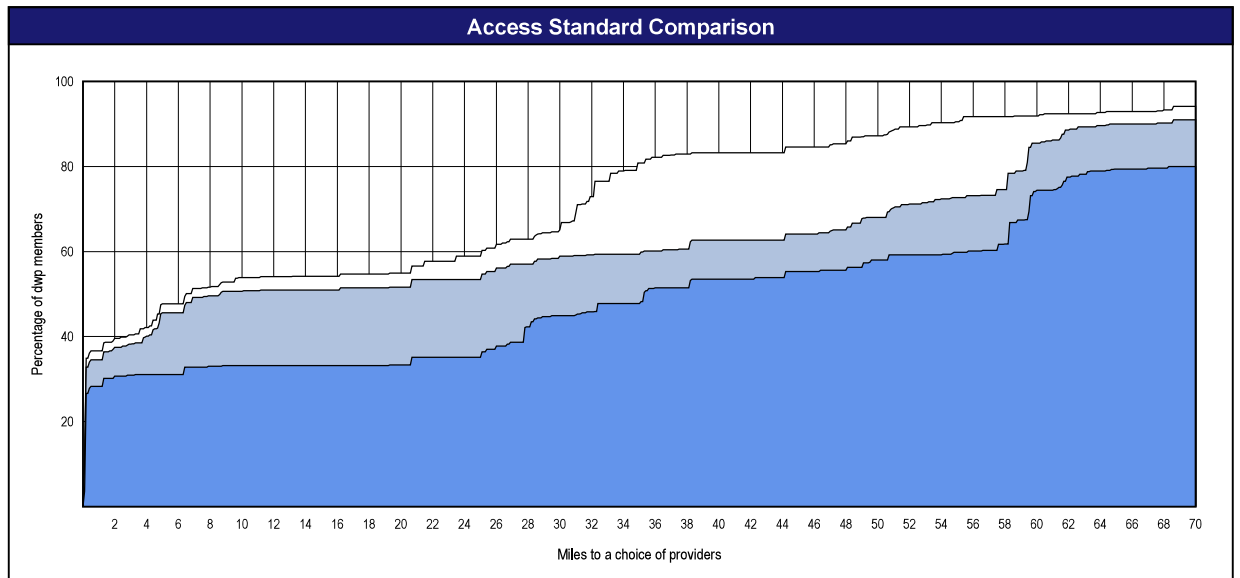
- 1st closest
- 2nd closest
- 3rd closest

¹ The Access Standard is defined as (DWP Members (Iowa)) dwp members accessing:
1 (Pediatric Dentists (Iowa)) provider in 60 miles and 60 minutes



Distances/Times

	Average
Distance/Time to 1st closest provider	20.0 miles 23.9 mins
Distance/Time to 2nd closest provider	27.5 miles 33.1 mins
Distance/Time to 3rd closest provider	38.9 miles 47.5 mins



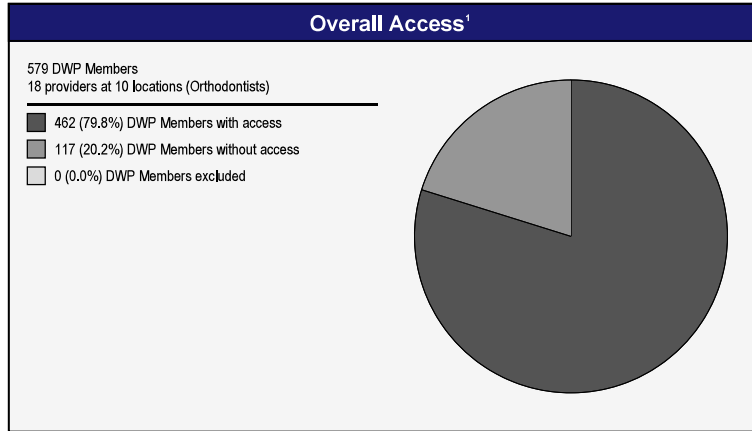
Access Overview - Orthodontists (60 miles/60 minutes)

October 8, 2020

Access Analysis
 Orthodontists (60 miles/60 minutes)
 DWP Member / Provider Groups
 DWP Members (Iowa)
 Orthodontists (Iowa)

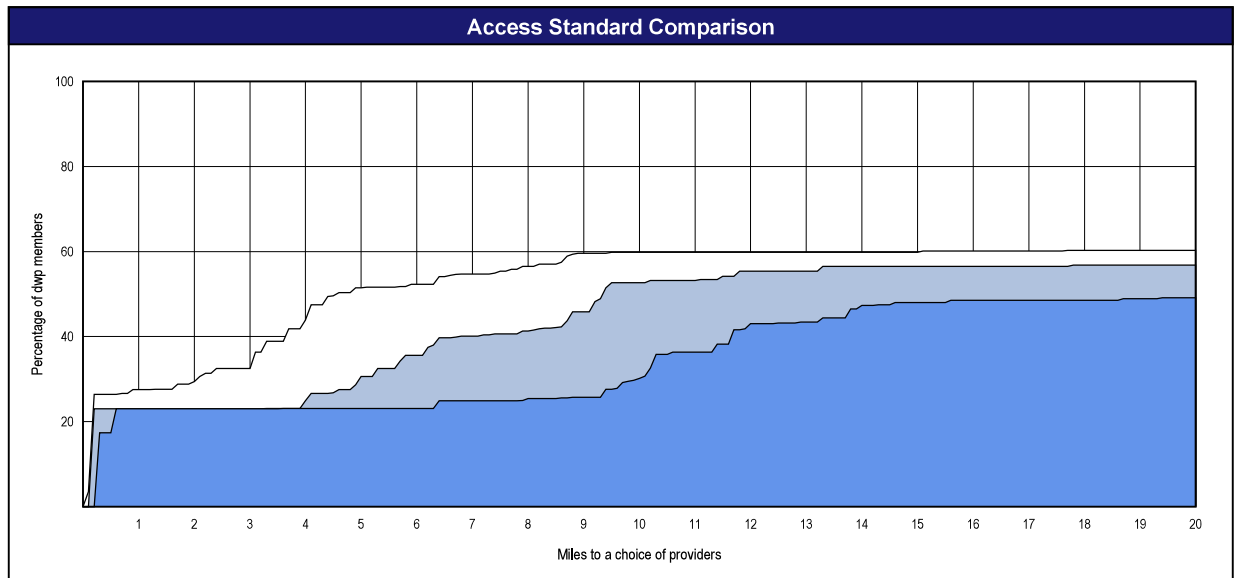
Comparison Graph
 Percent of dwp members with access to a choice of providers over miles
 1st closest
 2nd closest
 3rd closest

¹ The Access Standard is defined as (DWP Members (Iowa)) dwp members accessing:
 1 (Orthodontists (Iowa)) provider in 60 miles and 60 minutes



Distances/Times

	Average
Distance/Time to 1st closest provider	24.6 miles 30.7 mins
Distance/Time to 2nd closest provider	30.1 miles 39.7 mins
Distance/Time to 3rd closest provider	36.8 miles 50.3 mins



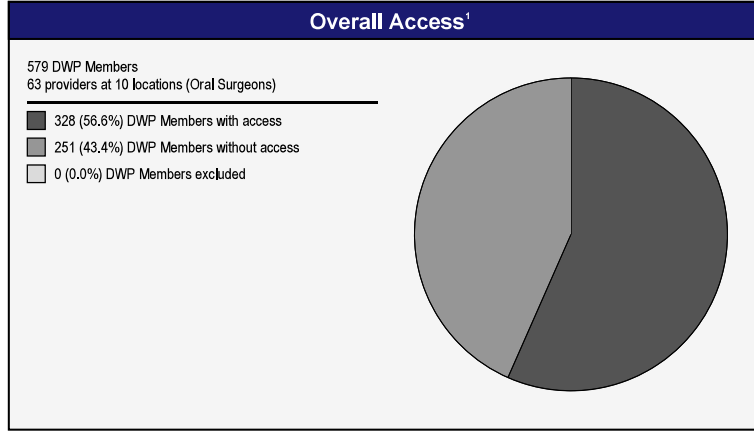
Access Overview - Oral Surgeons (60 miles/60 minutes)

October 8, 2020

Access Analysis
 Oral Surgeons (60 miles/60 minutes)
 DWP Member / Provider Groups
 DWP Members (Iowa)
 Oral Surgeons (Iowa)

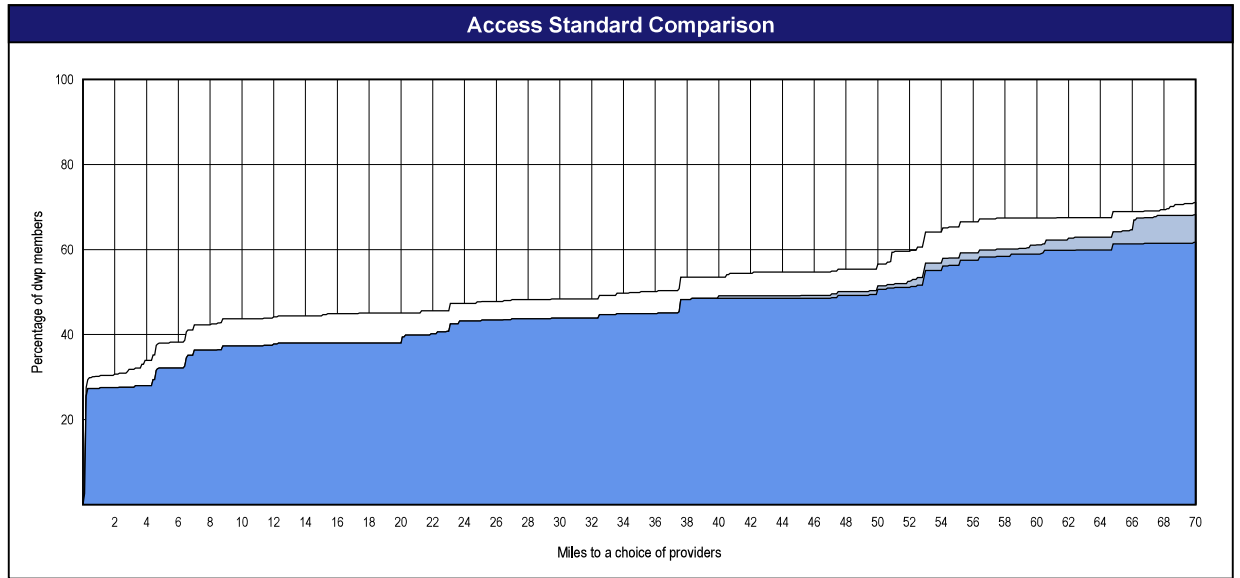
Comparison Graph
 Percent of dwp members with access to a choice of providers over miles
 1st closest
 2nd closest
 3rd closest

¹ The Access Standard is defined as (DWP Members (Iowa)) dwp members accessing:
 1 (Oral Surgeons (Iowa)) provider in 60 miles and 60 minutes



Distances/Times

	Average
Distance/Time to 1st closest provider	40.5 miles 53.3 mins
Distance/Time to 2nd closest provider	46.6 miles 59.4 mins
Distance/Time to 3rd closest provider	47.7 miles 62.5 mins



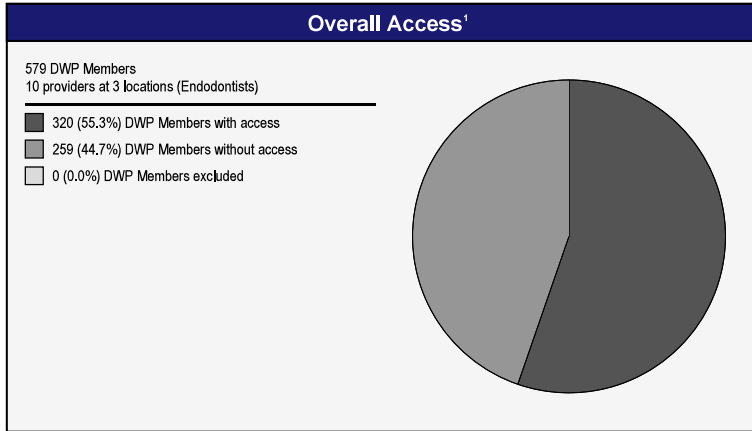
Access Overview - Endodontists (60 miles/60 minutes)

October 8, 2020

Access Analysis
 Endodontists (60 miles/60 minutes)
 DWP Member / Provider Groups
 DWP Members (Iowa)
 Endodontists (Iowa)

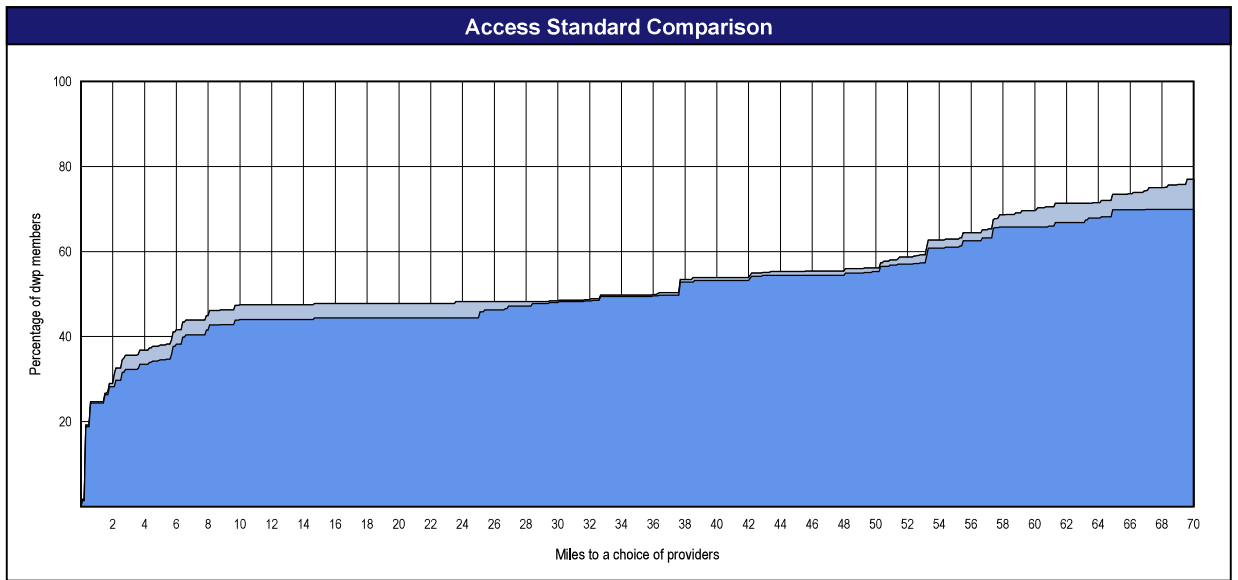
Comparison Graph
 Percent of dwp members with access to a choice of providers over miles
 1st closest
 2nd closest
 3rd closest

¹ The Access Standard is defined as (DWP Members (Iowa)) dwp members accessing:
 1 (Endodontists (Iowa)) provider in 60 miles and 60 minutes



Distances/Times

	Average
Distance/Time to 1st closest provider	43.4 miles 64.1 mins
Distance/Time to 2nd closest provider	43.4 miles 64.1 mins
Distance/Time to 3rd closest provider	45.9 miles 69.5 mins



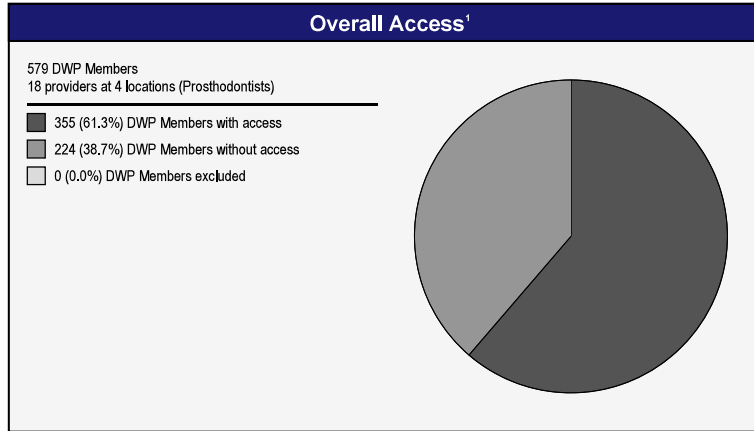
Access Overview - Prosthodontists (60 miles/60 minutes)

October 8, 2020

Access Analysis
 Prosthodontists (60 miles/60 minutes)
 DWP Member / Provider Groups
 DWP Members (Iowa)
 Prosthodontists (Iowa)

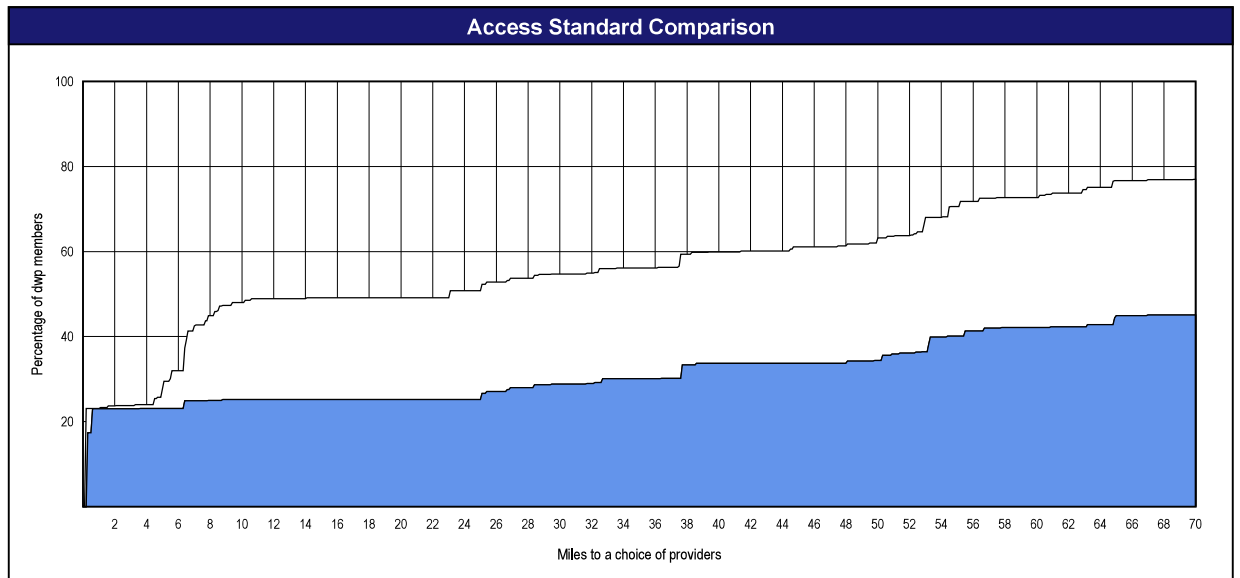
Comparison Graph
 Percent of dwp members with access to a choice of providers over miles
 1st closest
 2nd closest
 3rd closest

¹ The Access Standard is defined as (DWP Members (Iowa)) dwp members accessing:
 1 (Prosthodontists (Iowa)) provider in 60 miles and 60 minutes



Distances/Times

	Average
Distance/Time to 1st closest provider	35.0 miles 50.3 mins
Distance/Time to 2nd closest provider	70.3 miles 105.5 mins
Distance/Time to 3rd closest provider	86.0 miles 135.2 mins



Access Overview - Periodontists (60 miles/60 minutes)

October 8, 2020

Access Analysis
Periodontists (60 miles/60 minutes)


DWP Member / Provider Groups
DWP Members (Iowa)
Periodontists (Iowa)

Comparison Graph
Percent of dwp members with access to a choice of providers over miles

- 1st closest
- 2nd closest
- 3rd closest

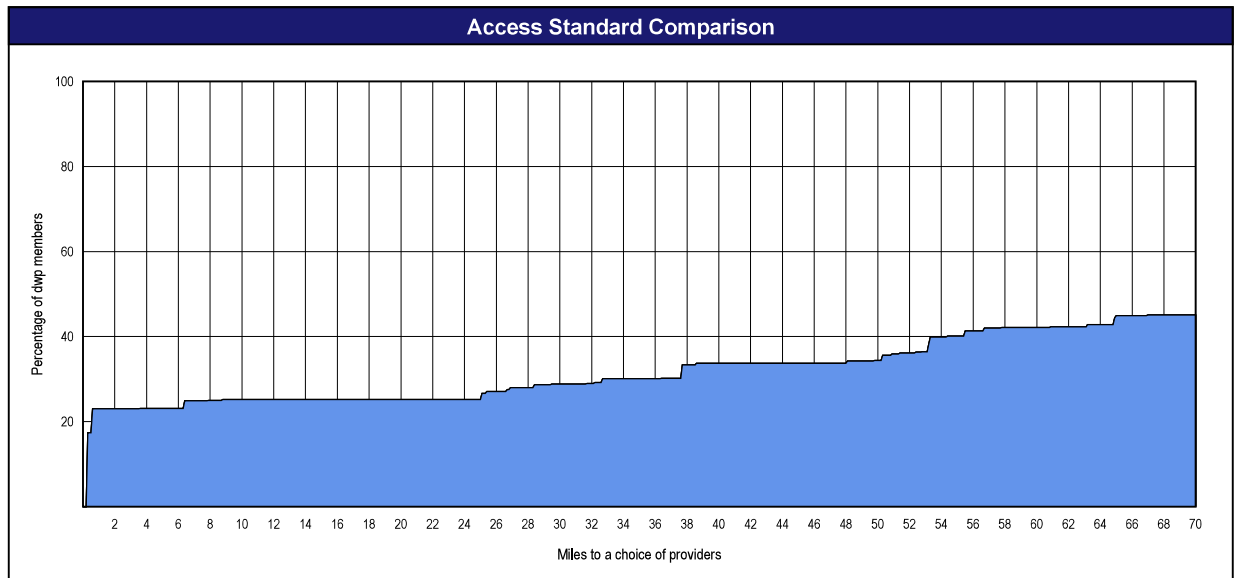
¹ The Access Standard is defined as (DWP Members (Iowa)) dwp members accessing:

1 (Periodontists (Iowa)) provider in 60 miles and 60 minutes



Distances/Times

	Average
Distance/Time to 1st closest provider	86.0 miles 135.2 mins
Distance/Time to 2nd closest provider	86.0 miles 135.2 mins
Distance/Time to 3rd closest provider	86.0 miles 135.2 mins



Access Overview - All Dentists (90 miles/90 minutes)

October 8, 2020

Access Analysis

All Dentists (90 miles/90 minutes)

DWP Member / Provider Groups

DWP Members (Iowa)

All Dentists (Iowa)


Comparison Graph

Percent of dwp members with access to a choice of providers over miles

- 1st closest
- 2nd closest
- 3rd closest

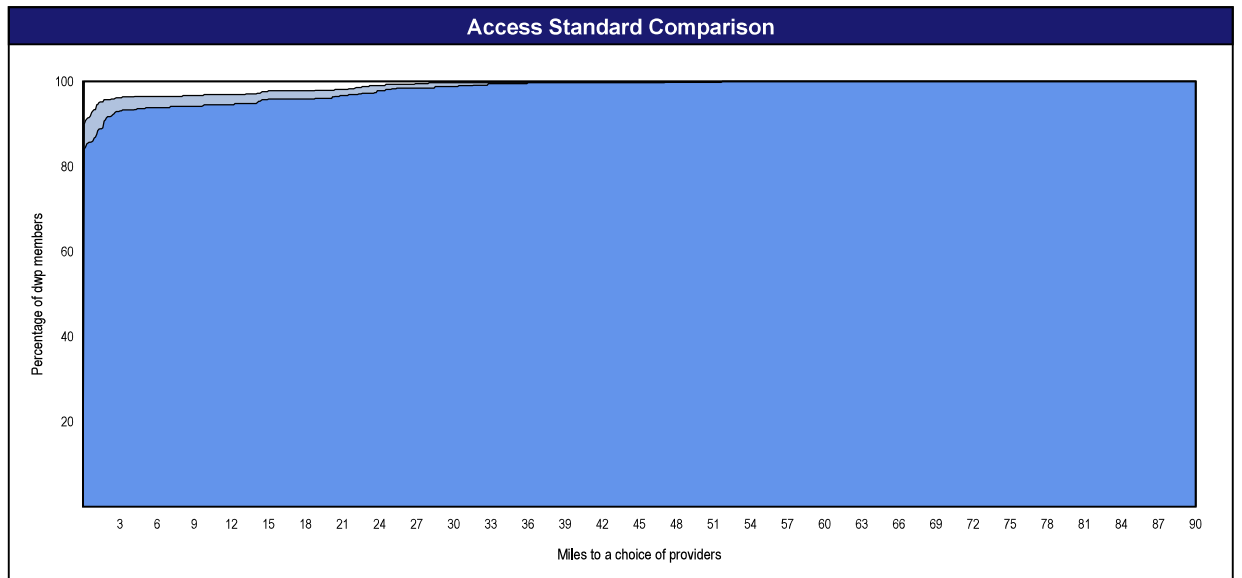
¹ The Access Standard is defined as (DWP Members (Iowa)) dwp members accessing:

1 (All Dentists (Iowa)) provider in 90 miles and 90 minutes



Distances/Times

	Average
Distance/Time to 1st closest provider	0.0 mile 0.0 min
Distance/Time to 2nd closest provider	0.8 mile 0.9 min
Distance/Time to 3rd closest provider	1.5 miles 1.7 mins



Access Overview - General Dentists (90 miles/90 minutes)

October 8, 2020


Access Analysis
 General Dentists (90 miles/90 minutes)

DWP Member / Provider Groups
 DWP Members (Iowa)
 General Dentists (Iowa)

Comparison Graph
 Percent of dwp members with access to a choice of providers over miles

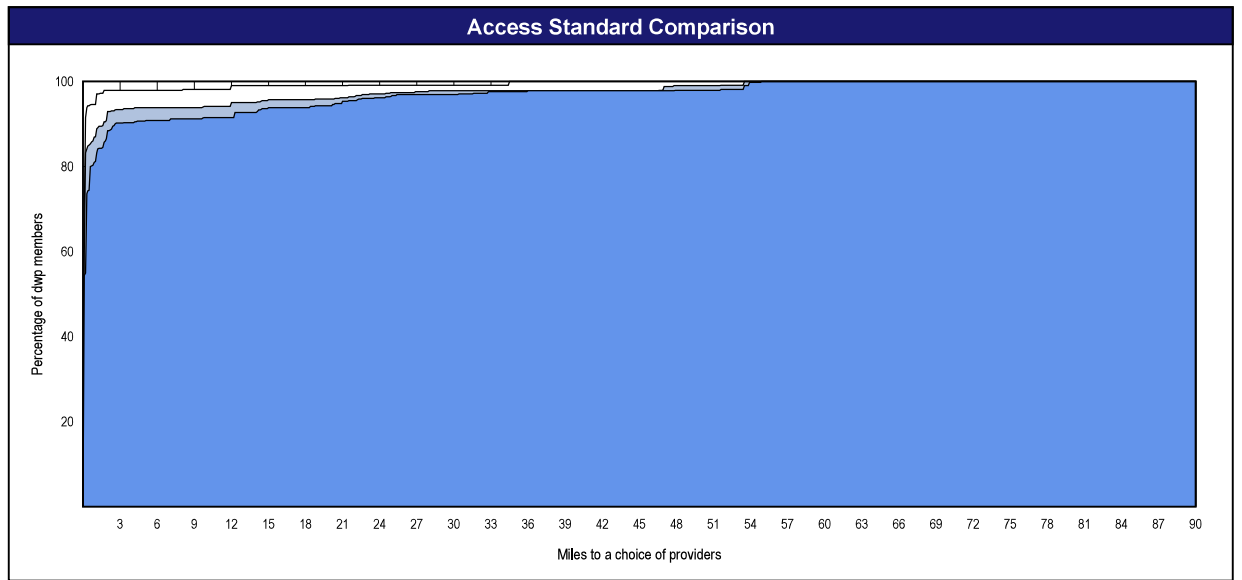
- 1st closest
- 2nd closest
- 3rd closest

¹ The Access Standard is defined as (DWP Members (Iowa) dwp members accessing:
 1 (General Dentists (Iowa) provider in 90 miles and 90 minutes



Distances/Times

	Average
Distance/Time to 1st closest provider	0.6 mile 0.6 min
Distance/Time to 2nd closest provider	2.0 miles 2.3 mins
Distance/Time to 3rd closest provider	2.8 miles 3.2 mins



Access Overview - Pediatric Dentists (90 miles/90 minutes)

October 8, 2020


Access Analysis
Pediatric Dentists (90 miles/90 minutes)

DWP Member / Provider Groups
DWP Members (Iowa)
Pediatric Dentists (Iowa)

Comparison Graph
Percent of dwp members with access to a choice of providers over miles

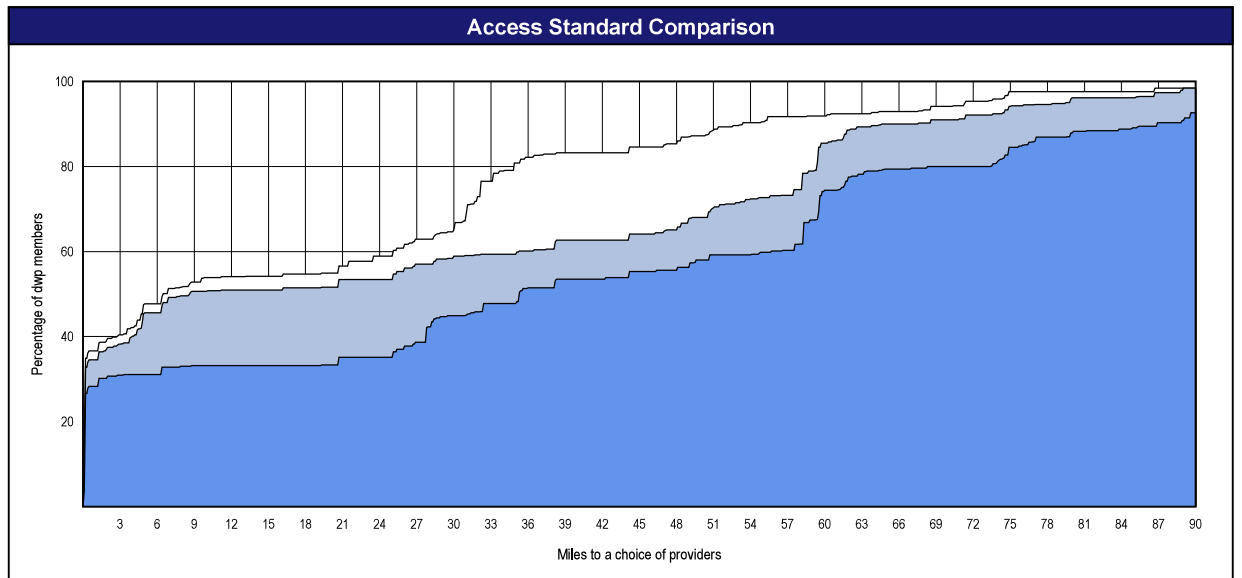
- 1st closest
- 2nd closest
- 3rd closest

¹ The Access Standard is defined as (DWP Members (Iowa)) dwp members accessing:
1 (Pediatric Dentists (Iowa)) provider in 90 miles and 90 minutes



Distances/Times

	Average
Distance/Time to 1st closest provider	20.0 miles 23.9 mins
Distance/Time to 2nd closest provider	27.5 miles 33.1 mins
Distance/Time to 3rd closest provider	38.9 miles 47.5 mins



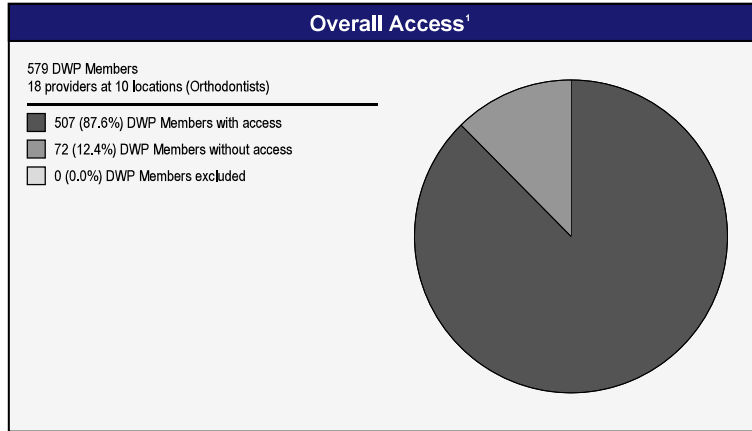
Access Overview - Orthodontists (90 miles/90 minutes)

October 8, 2020

Access Analysis
 Orthodontists (90 miles/90 minutes)
 DWP Member / Provider Groups
 DWP Members (Iowa)
 Orthodontists (Iowa)

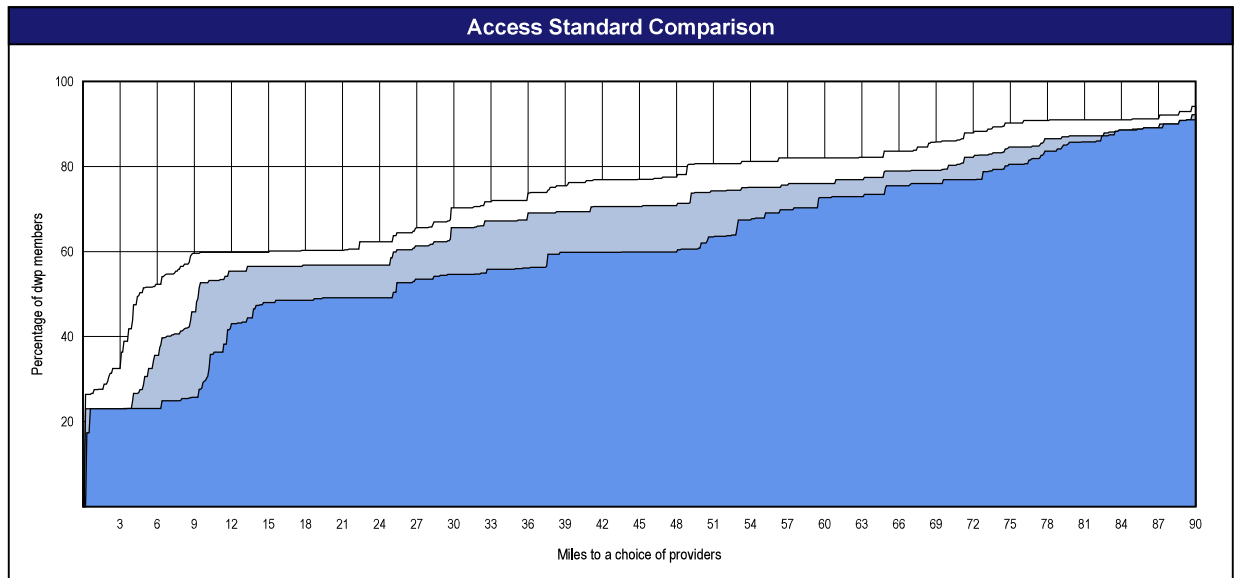
Comparison Graph
 Percent of dwp members with access to a choice of providers over miles
 1st closest
 2nd closest
 3rd closest

¹ The Access Standard is defined as (DWP Members (Iowa)) dwp members accessing:
 1 (Orthodontists (Iowa)) provider in 90 miles and 90 minutes



Distances/Times

	Average
Distance/Time to 1st closest provider	24.6 miles 30.7 mins
Distance/Time to 2nd closest provider	30.1 miles 39.7 mins
Distance/Time to 3rd closest provider	36.8 miles 50.3 mins



Access Overview - Oral Surgeons (90 miles/90 minutes)

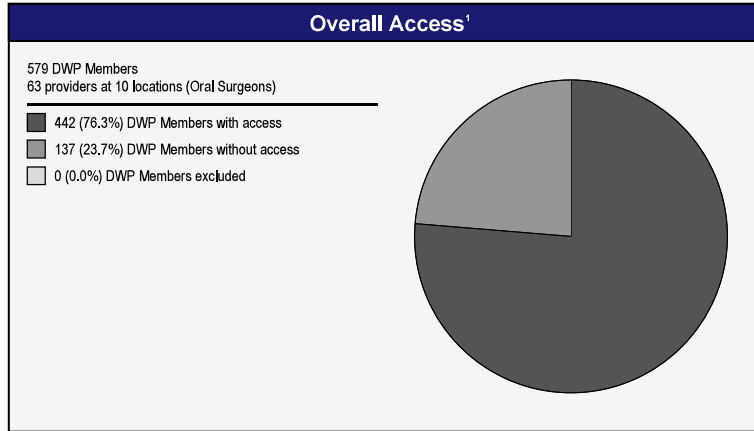
October 8, 2020

Access Analysis
 Oral Surgeons (90 miles/90 minutes)
 DWP Member / Provider Groups
 DWP Members (Iowa)
 Oral Surgeons (Iowa)

Comparison Graph
 Percent of dwp members with access to a choice of providers over miles

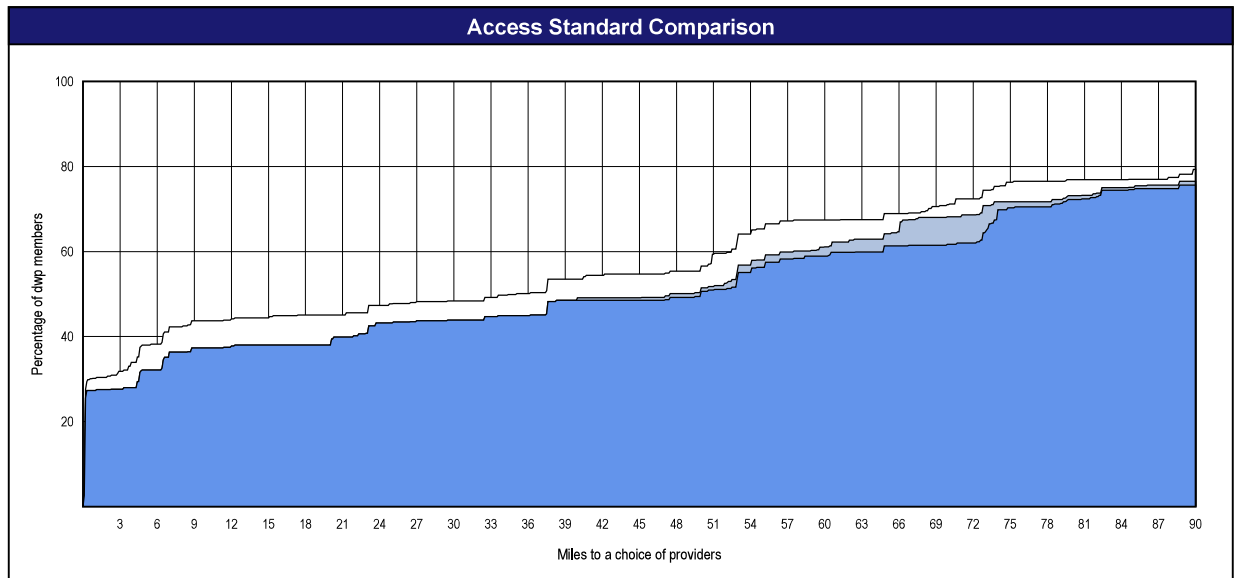
- 1st closest
- 2nd closest
- 3rd closest

¹ The Access Standard is defined as (DWP Members (Iowa)) dwp members accessing:
 1 (Oral Surgeons (Iowa)) provider in 90 miles and 90 minutes



Distances/Times

	Average
Distance/Time to 1st closest provider	40.5 miles 53.3 mins
Distance/Time to 2nd closest provider	46.6 miles 59.4 mins
Distance/Time to 3rd closest provider	47.7 miles 62.5 mins



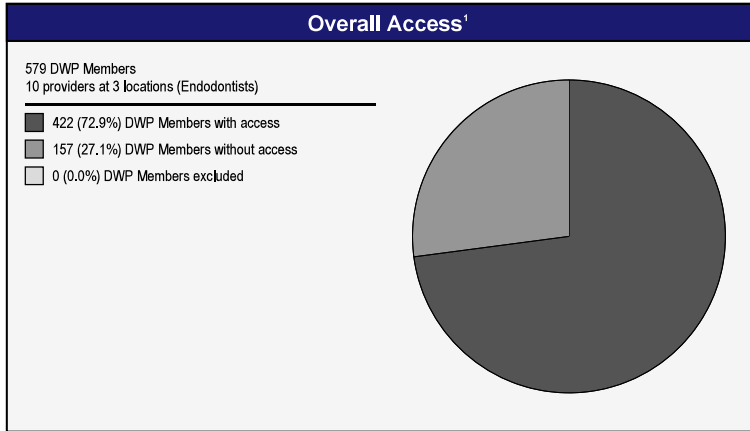
Access Overview - Endodontists (90 miles/90 minutes)

October 8, 2020

Access Analysis
 Endodontists (90 miles/90 minutes)
 DWP Member / Provider Groups
 DWP Members (Iowa)
 Endodontists (Iowa)

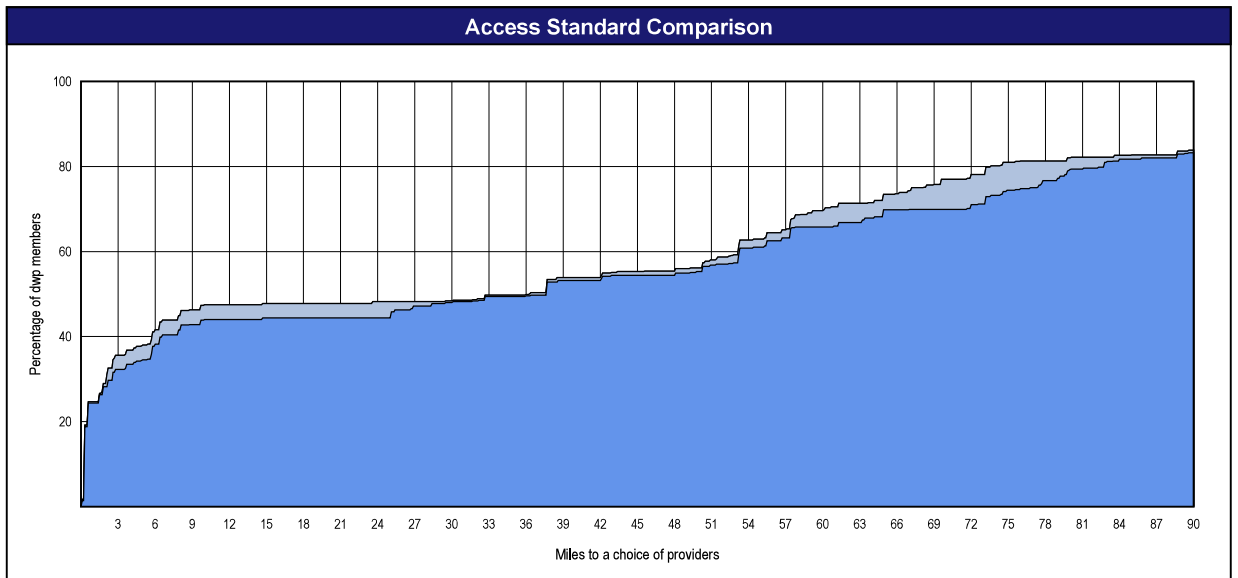
Comparison Graph
 Percent of dwp members with access to a choice of providers over miles
 1st closest
 2nd closest
 3rd closest

¹ The Access Standard is defined as (DWP Members (Iowa) dwp members accessing:
 1 (Endodontists (Iowa)) provider in 90 miles and 90 minutes



Distances/Times

	Average
Distance/Time to 1st closest provider	43.4 miles 64.1 mins
Distance/Time to 2nd closest provider	43.4 miles 64.1 mins
Distance/Time to 3rd closest provider	45.9 miles 69.5 mins



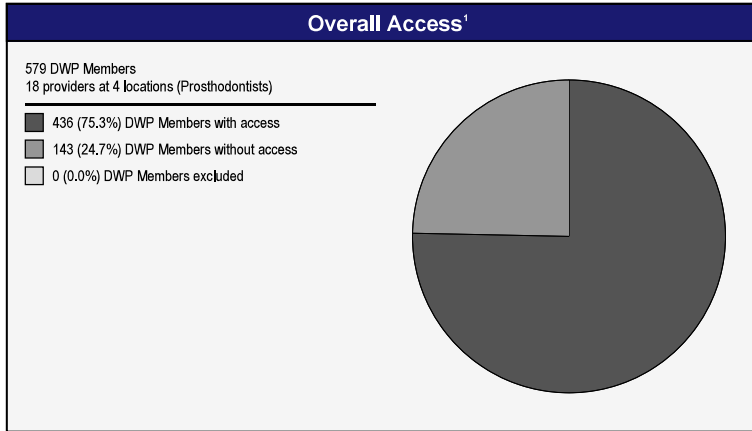
Access Overview - Prosthodontists (90 miles/90 minutes)

October 8, 2020

Access Analysis
 Prosthodontists (90 miles/90 minutes)
 DWP Member / Provider Groups
 DWP Members (Iowa)
 Prosthodontists (Iowa)

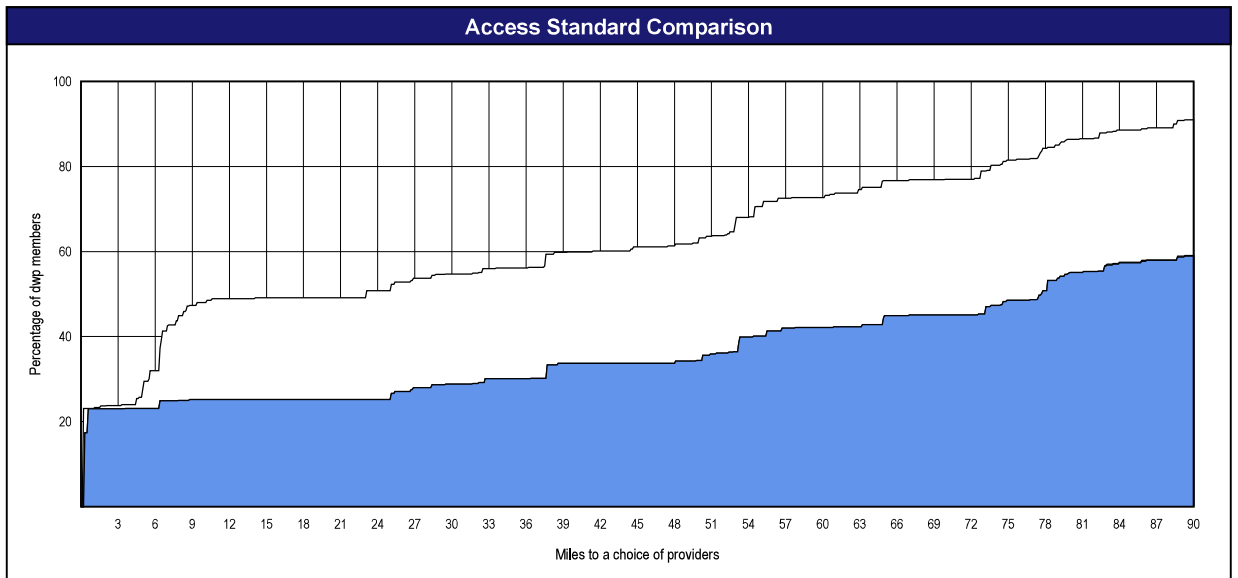
Comparison Graph
 Percent of dwp members with access to a choice of providers over miles
 1st closest
 2nd closest
 3rd closest

¹ The Access Standard is defined as (DWP Members (Iowa)) dwp members accessing:
 1 (Prosthodontists (Iowa)) provider in 90 miles and 90 minutes



Distances/Times

	Average
Distance/Time to 1st closest provider	35.0 miles 50.3 mins
Distance/Time to 2nd closest provider	70.3 miles 105.5 mins
Distance/Time to 3rd closest provider	86.0 miles 135.2 mins



Access Overview - Periodontists (90 miles/90 minutes)

October 8, 2020

Access Analysis
Periodontists (90 miles/90 minutes)

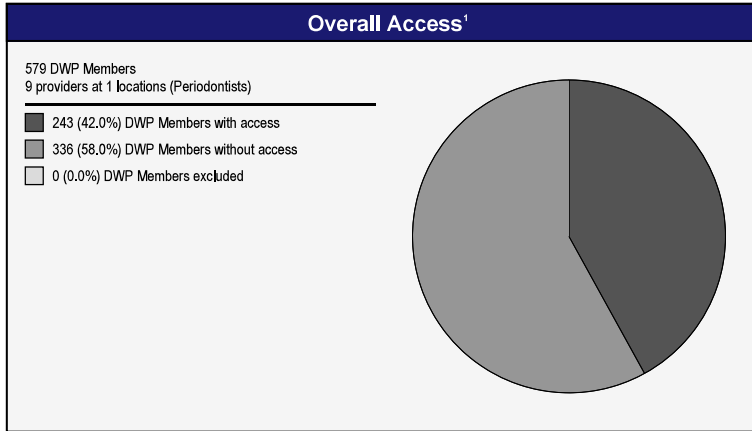
DWP Member / Provider Groups
DWP Members (Iowa)
Periodontists (Iowa)

Comparison Graph
Percent of dwp members with access to a choice of providers over miles

- 1st closest
- 2nd closest
- 3rd closest

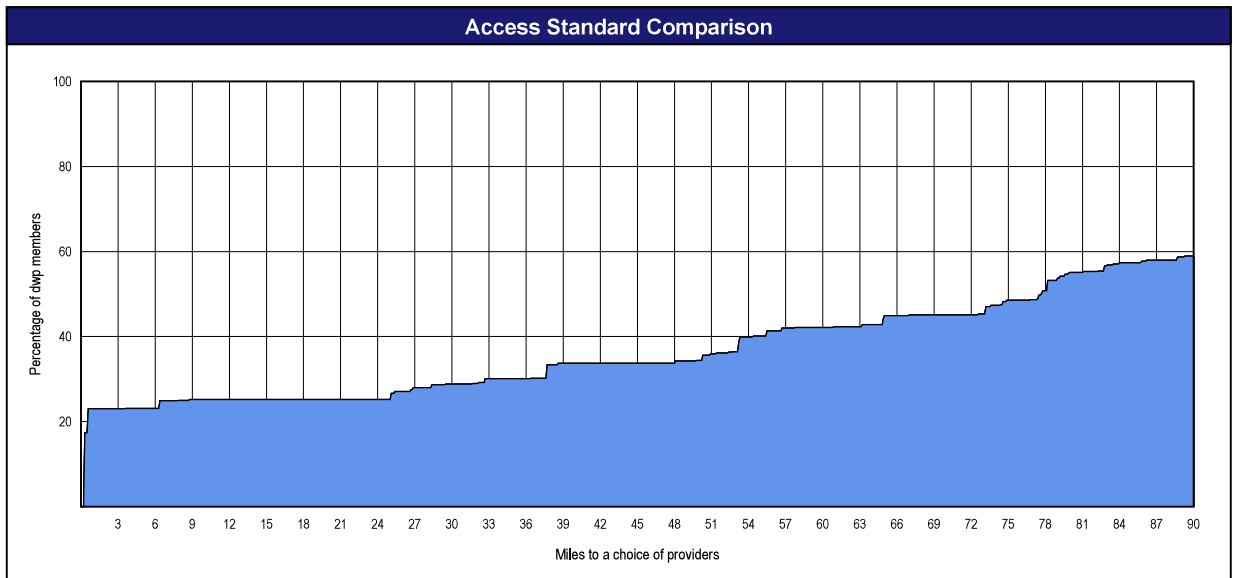
¹ The Access Standard is defined as (DWP Members (Iowa)) dwp members accessing:

1 (Periodontists (Iowa)) provider in 90 miles and 90 minutes



Distances/Times

	Average
Distance/Time to 1st closest provider	86.0 miles 135.2 mins
Distance/Time to 2nd closest provider	86.0 miles 135.2 mins
Distance/Time to 3rd closest provider	86.0 miles 135.2 mins



All Dentists Access Map

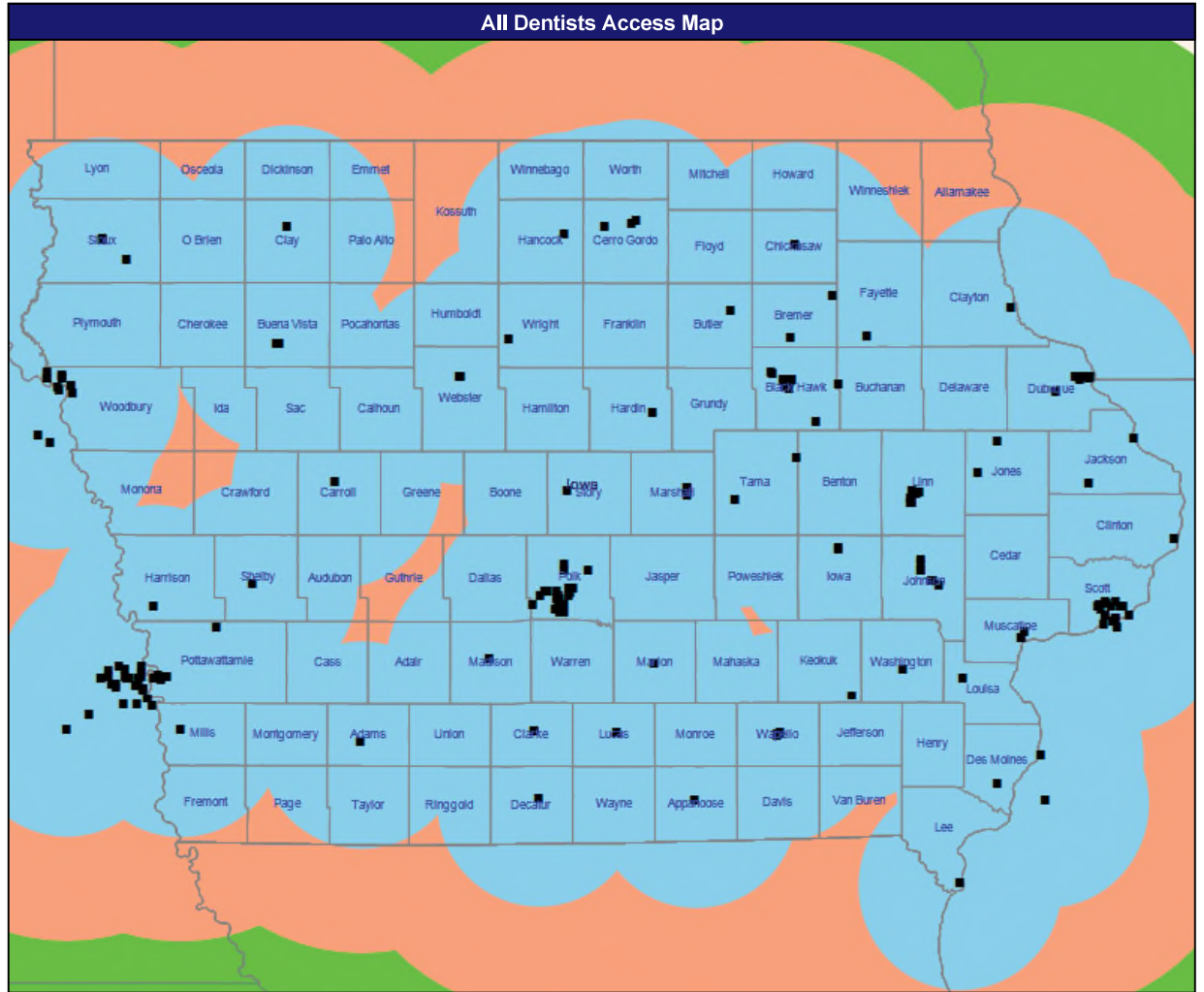
October 8, 2020

All Dentists

Total Providers: 898

- All providers
- 30 mile radius
- 60 mile radius
- 90 mile radius

41.42 miles



© 2020 Quest Analytics, LLC.

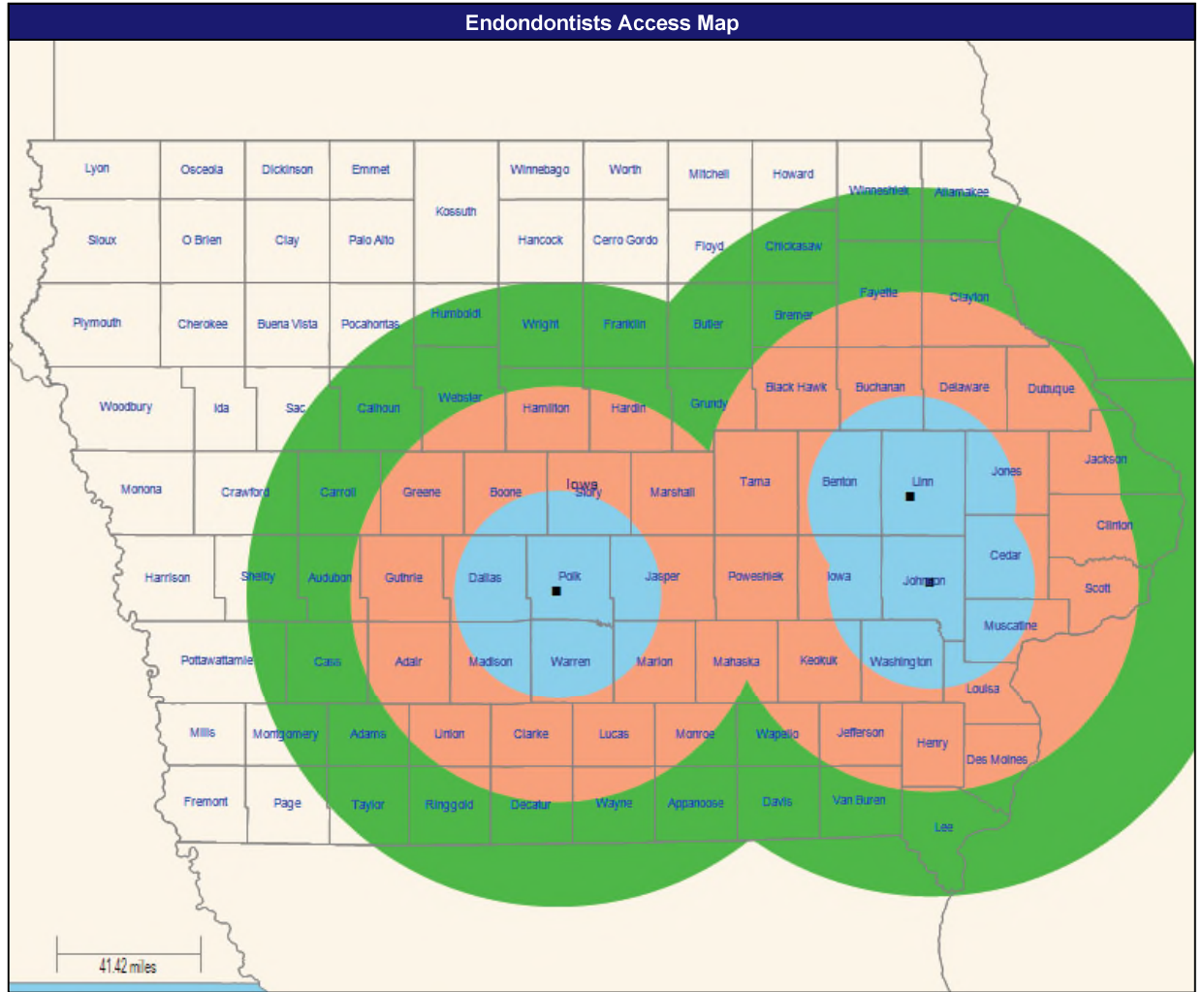
Endodontists Access Map

October 8, 2020

Endodontists

Total Providers: 10

- All providers
 - 30 mile radius
 - 60 mile radius
 - 90 mile radius
- 41.42 miles



© 2020 Quest Analytics, LLC.

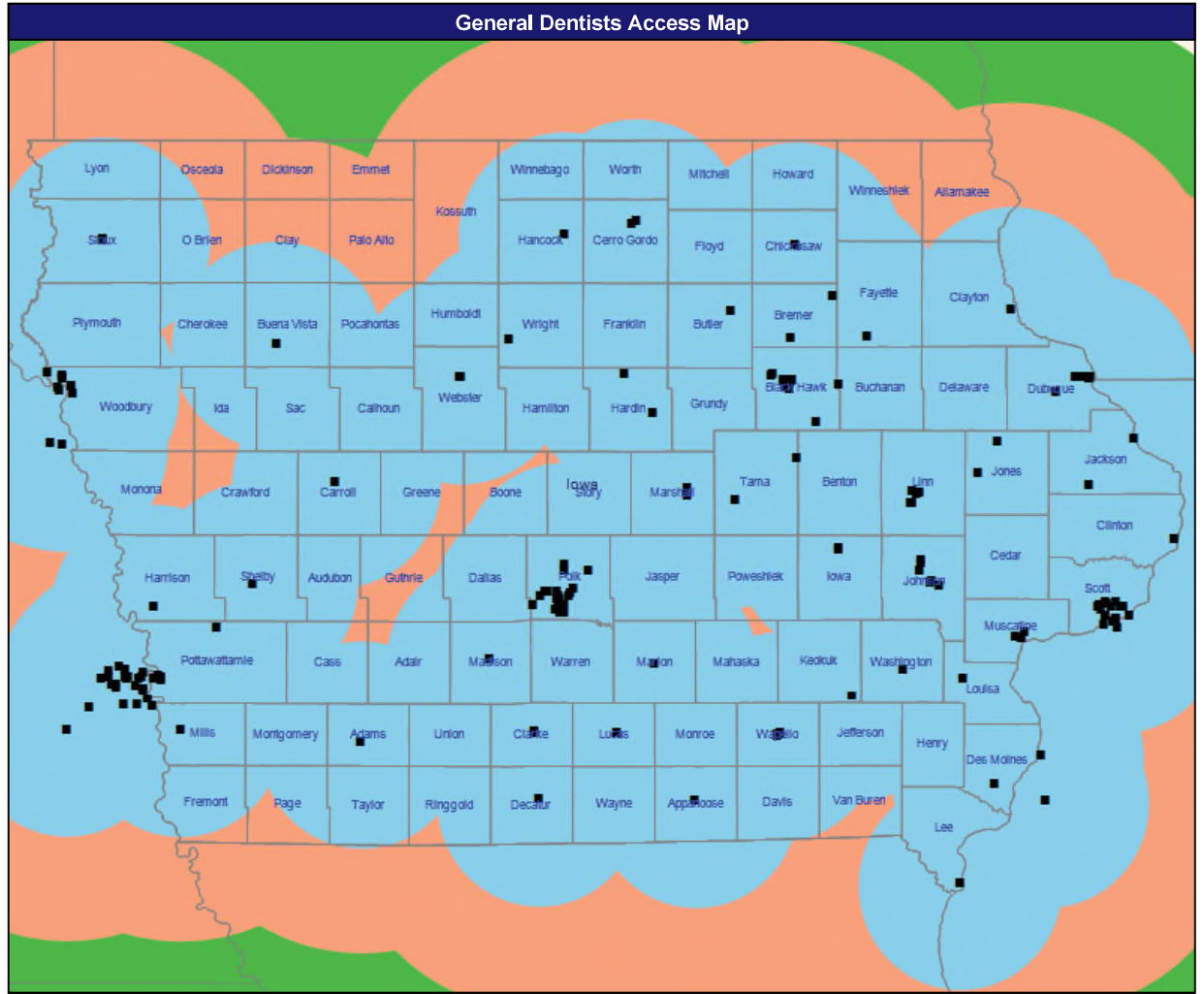
General Dentists Access Map

October 8, 2020

General Dentists
Total Providers: 678

- All providers
- 30 mile radius
- 60 mile radius
- 90 mile radius

41.42 miles



© 2020 Quest Analytics, LLC.

Oral Surgeons Access Map

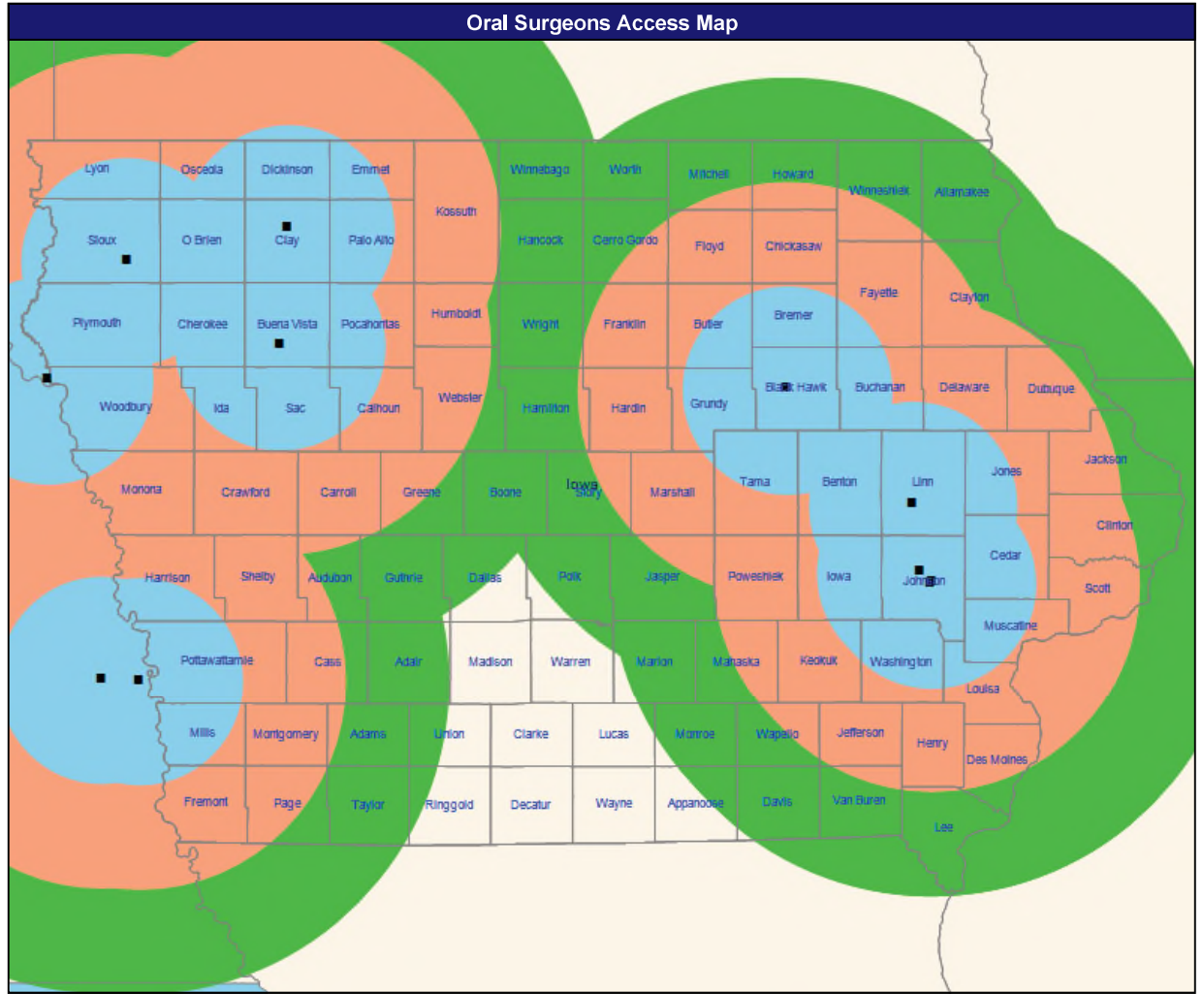
October 8, 2020

Oral Surgeons

Total Providers: 67

- All providers
- 30 mile radius
- 60 mile radius
- 90 mile radius

41.42 miles



© 2020 Quest Analytics, LLC.

Orthodontists Access Map

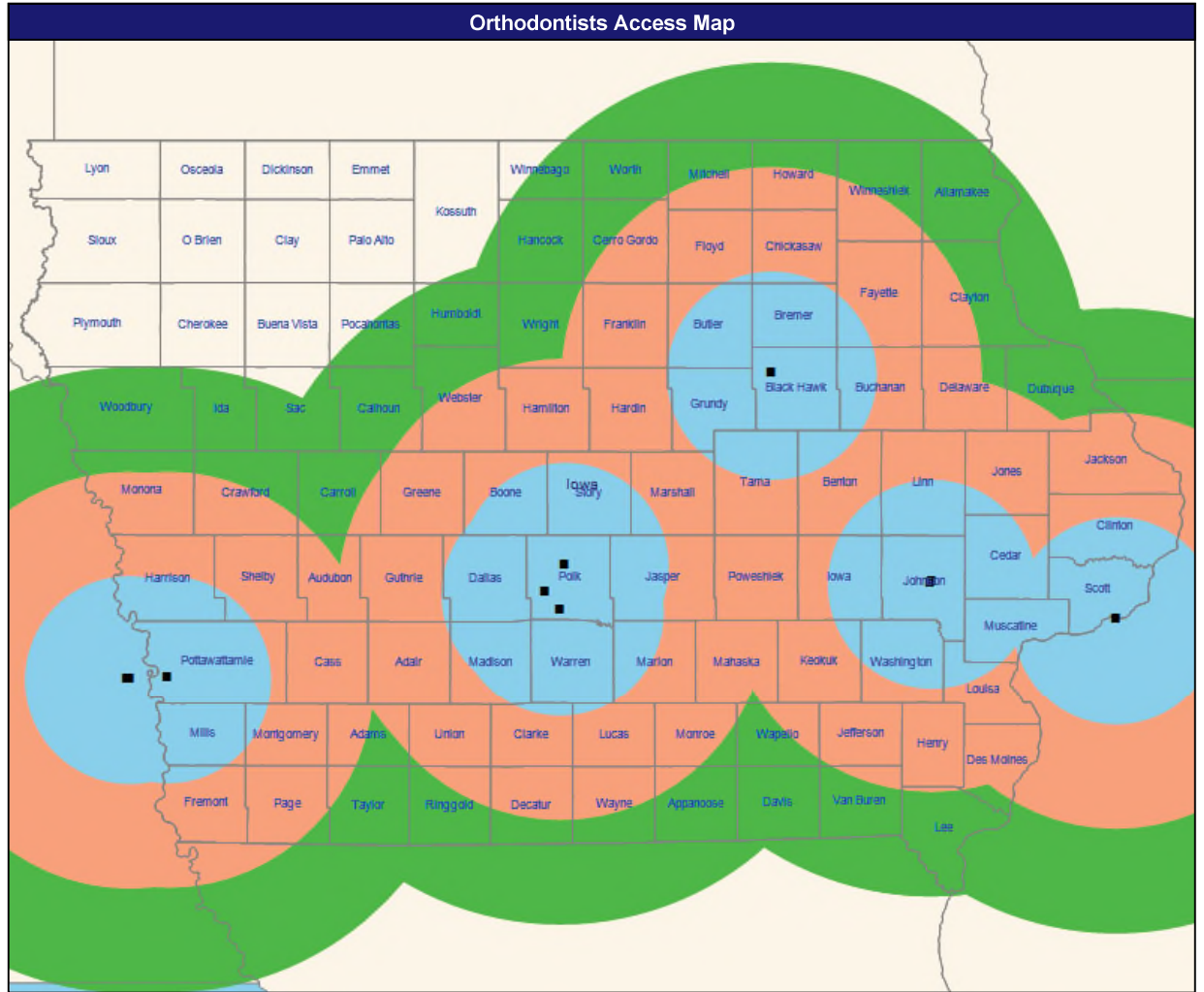
October 8, 2020

Orthodontists

Total Providers: 18

- All providers
- 30 mile radius
- 60 mile radius
- 90 mile radius

41.42 miles



© 2020 Quest Analytics, LLC.

Pediatric Dentists Access Map

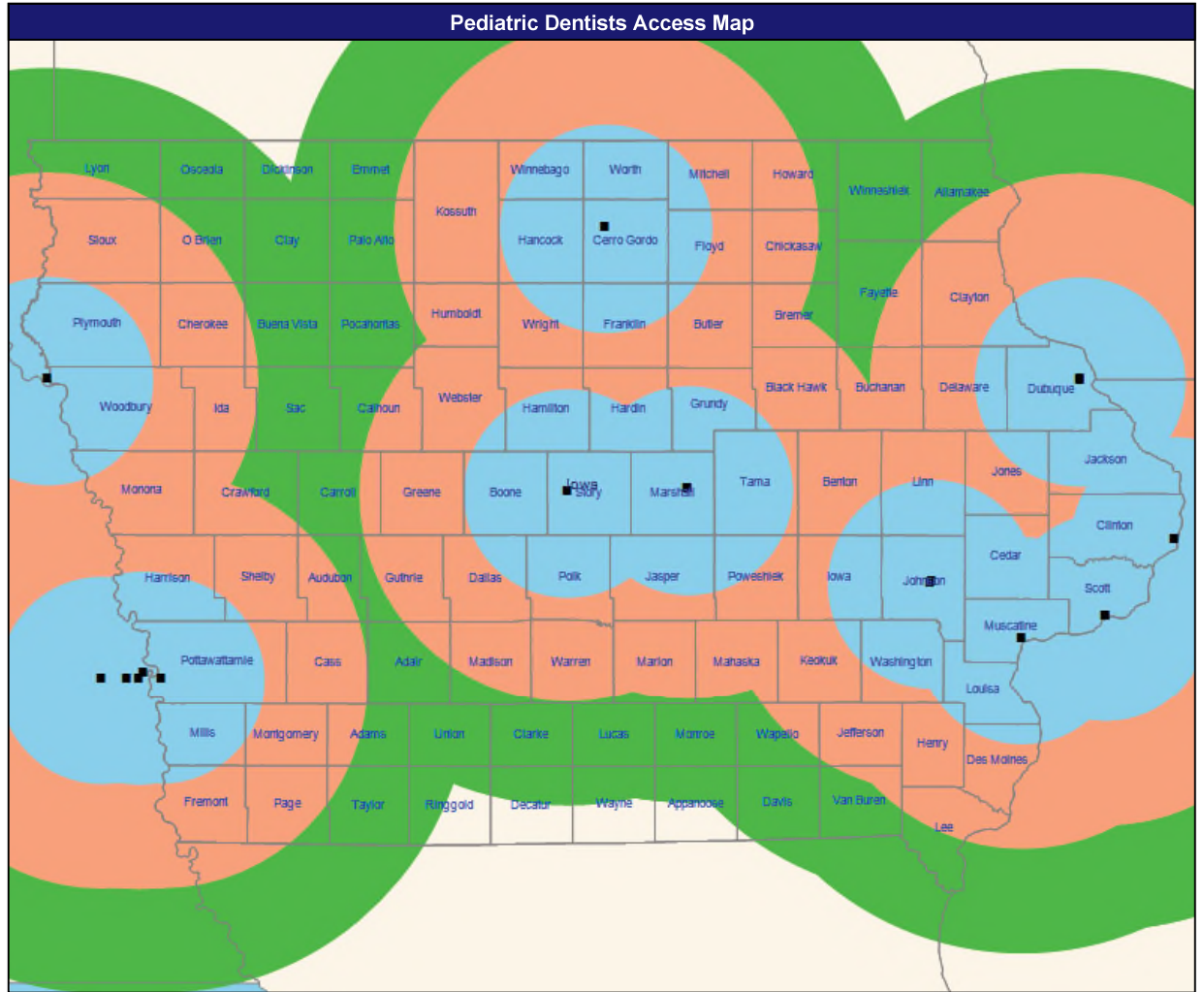
October 8, 2020

Pediatric Dentists

Total Providers: 52

- All providers
- 30 mile radius
- 60 mile radius
- 90 mile radius

41.42 miles



© 2020 Quest Analytics, LLC.

Periodontists Access Map

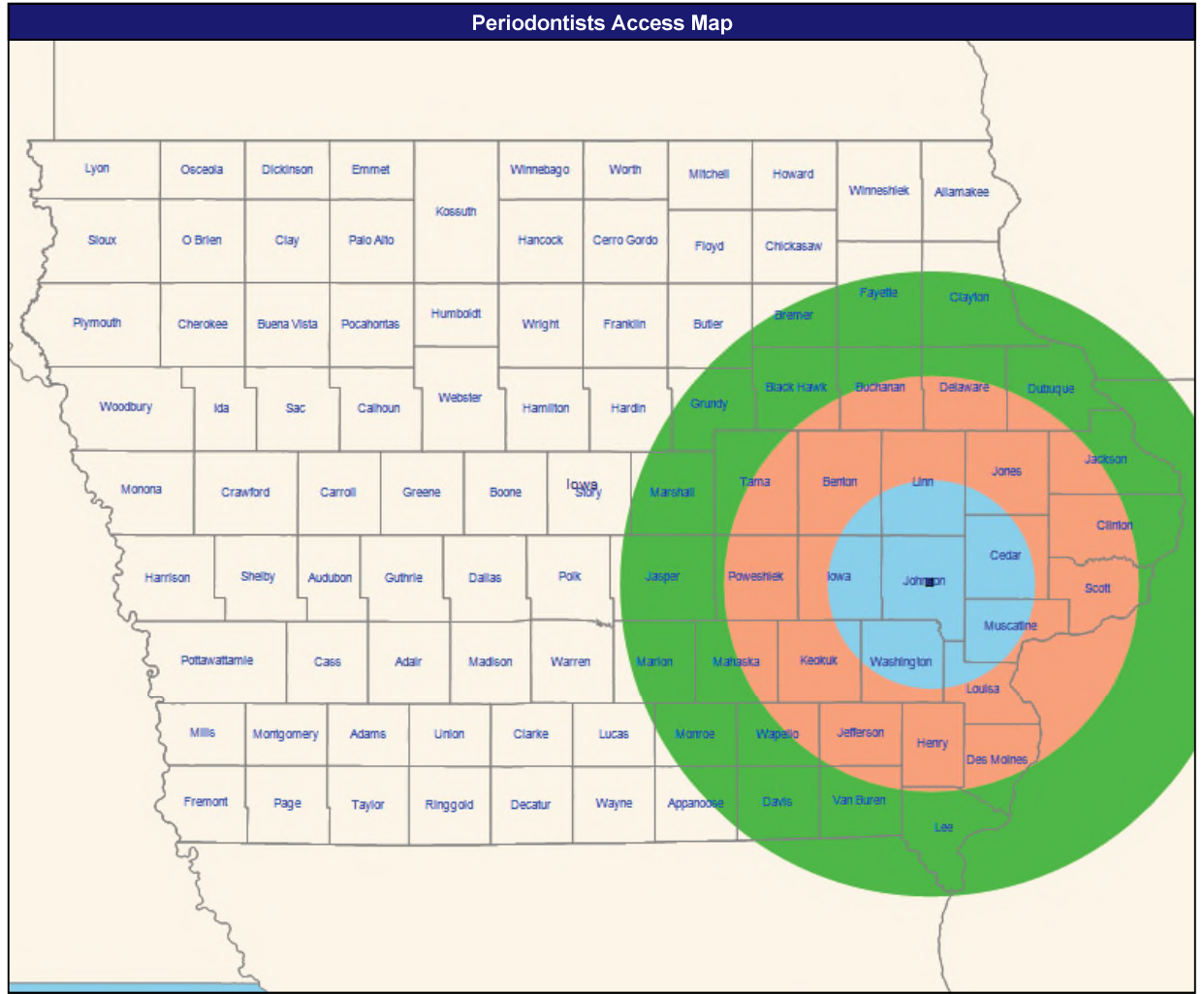
October 8, 2020

Periodontists

Total Providers: 9

- All providers
- 30 mile radius
- 60 mile radius
- 90 mile radius

41.42 miles



© 2020 Quest Analytics, LLC.

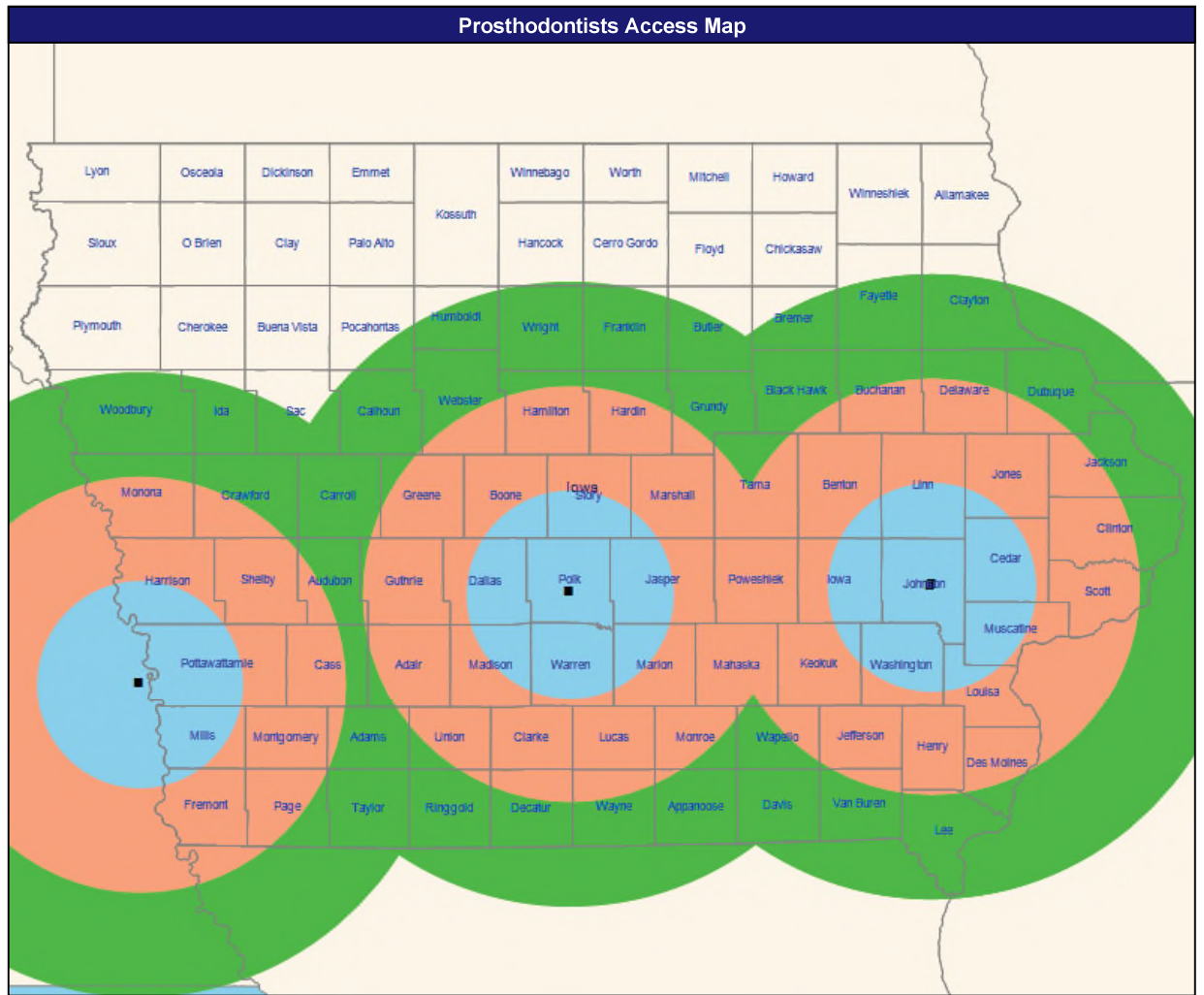
Prosthodontists Access Map

October 8, 2020

Prosthodontists
Total Providers: 18

- All providers
- 30 mile radius
- 60 mile radius
- 90 mile radius

41.42 miles



© 2020 Quest Analytics, LLC.