



Network Access Analysis
Dental Wellness Plan
MCNA Dental

July 7, 2020

Contents

Report Contents

Access Overview - All Dentists (30 miles/30 minutes)	4
Access Overview - General Dentists (30 miles/30 minutes)	5
Access Overview - Pediatric Dentists (30 miles/30 minutes)	6
Access Overview - Orthodontists (30 miles/30 minutes)	7
Access Overview - Oral Surgeons (30 miles/30 minutes)	8
Access Overview - Periodontists (30 miles/30 minutes)	9
Access Overview - Endodontists (30 miles/30 minutes)	10
Access Overview - Prosthodontists (30 miles/30 minutes)	11
Access Overview - All Dentists (60 miles/60 minutes)	12
Access Overview - General Dentists (60 miles/60 minutes)	13
Access Overview - Pediatric Dentists (60 miles/60 minutes)	14
Access Overview - Orthodontists (60 miles/60 minutes)	15
Access Overview - Oral Surgeons (60 miles/60 minutes)	16
Access Overview - Endodontists (60 miles/60 minutes)	17
Access Overview - Prosthodontists (60 miles/60 minutes)	18
Access Overview - Periodontists (60 miles/60 minutes)	19
Access Overview - All Dentists (90 miles/90 minutes)	20
Access Overview - General Dentists (90 miles/90 minutes)	21
Access Overview - Pediatric Dentists (90 miles/90 minutes)	22
Access Overview - Orthodontists (90 miles/90 minutes)	23
Access Overview - Oral Surgeons (90 miles/90 minutes)	24
Access Overview - Endodontists (90 miles/90 minutes)	25
Access Overview - Prosthodontists (90 miles/90 minutes)	26
Access Overview - Periodontists (90 miles/90 minutes)	27

Contents

Report Contents

All Dentists Access Map	28
Endodontists Access Map	29
General Dentists Access Map	30
Oral Surgeons Access Map	31
Orthodontists Access Map	32
Pediatric Dentists Access Map	33
Periodontists Access Map	34
Prosthodontists Access Map	35
Access Summary By County	36
Access Detail By County	37

Access Overview - All Dentists (30 miles/30 minutes)

July 7, 2020

Access Analysis
All Dentists (30 miles/30 minutes)

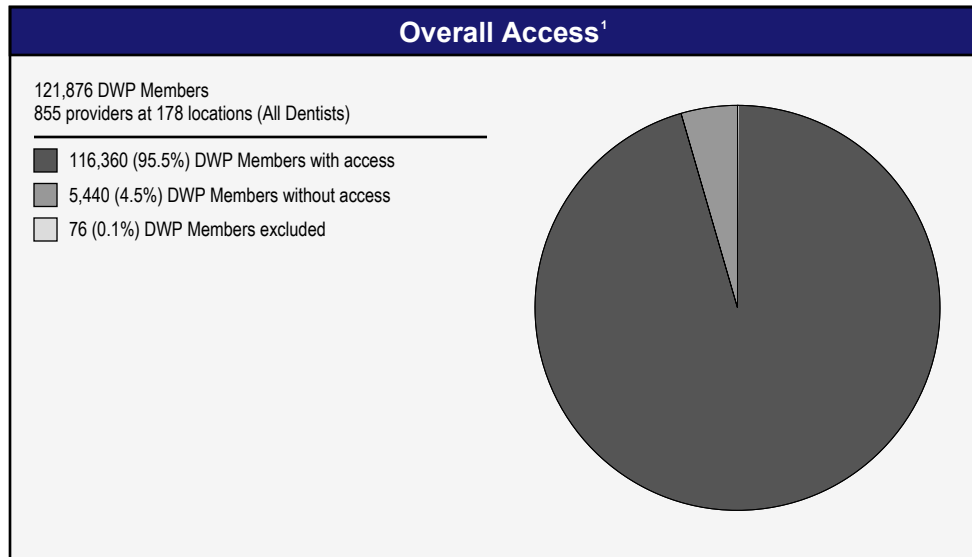
DWP Member / Provider Groups
DWP Members (Iowa)
All Dentists (Iowa)

Comparison Graph
Percent of dwp members with access to a choice of providers over miles

- 1st closest
- 2nd closest
- 3rd closest

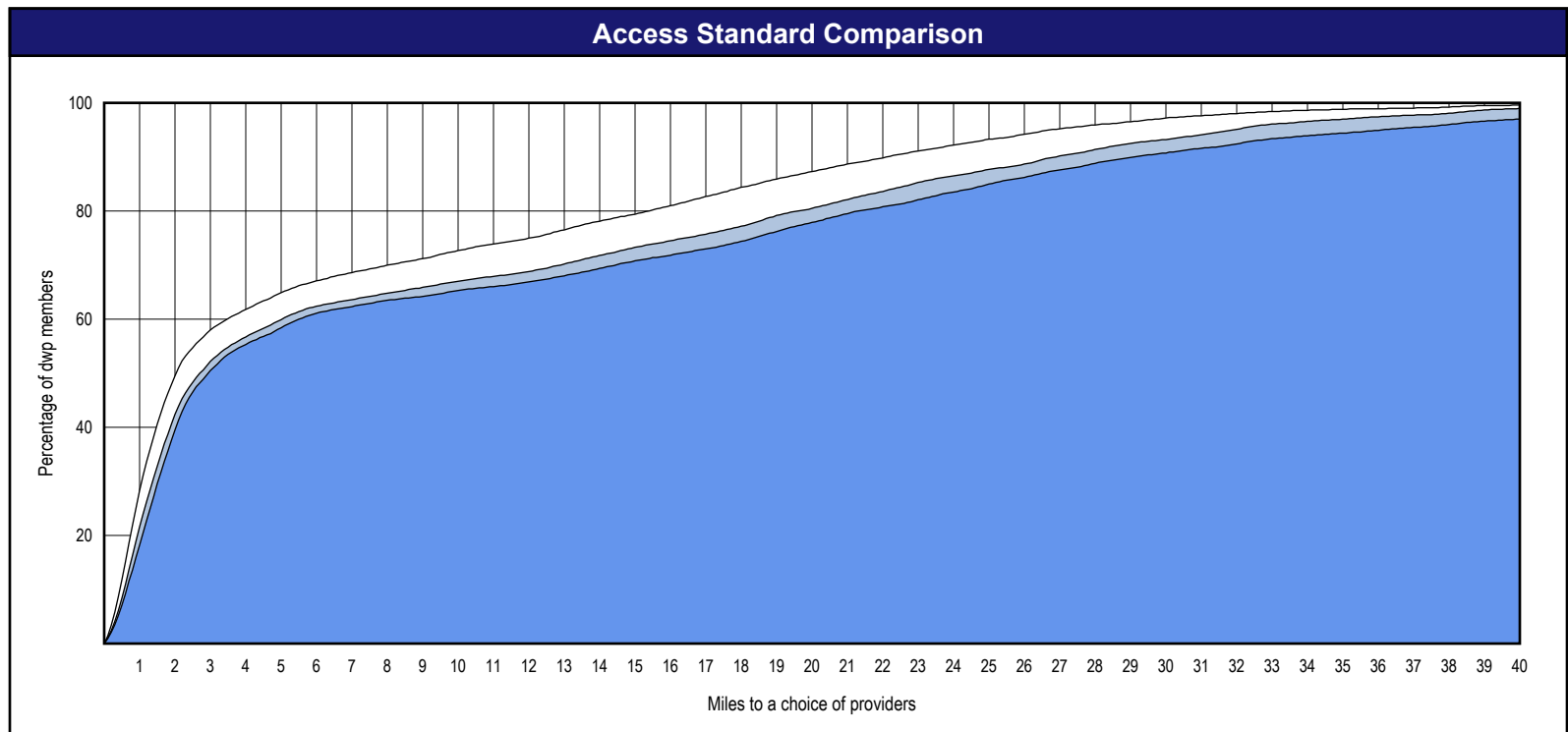
¹ The Access Standard is defined as (DWP Members (Iowa)) dwp members accessing:

1 (All Dentists (Iowa)) provider in 30 miles and 30 minutes



Distances/Times

	Average
Distance/Time to 1st closest provider	7.2 miles 8.0 mins
Distance/Time to 2nd closest provider	9.1 miles 10.3 mins
Distance/Time to 3rd closest provider	10.2 miles 11.4 mins



Access Overview - General Dentists (30 miles/30 minutes)

July 7, 2020

Access Analysis
General Dentists (30 miles/30 minutes)

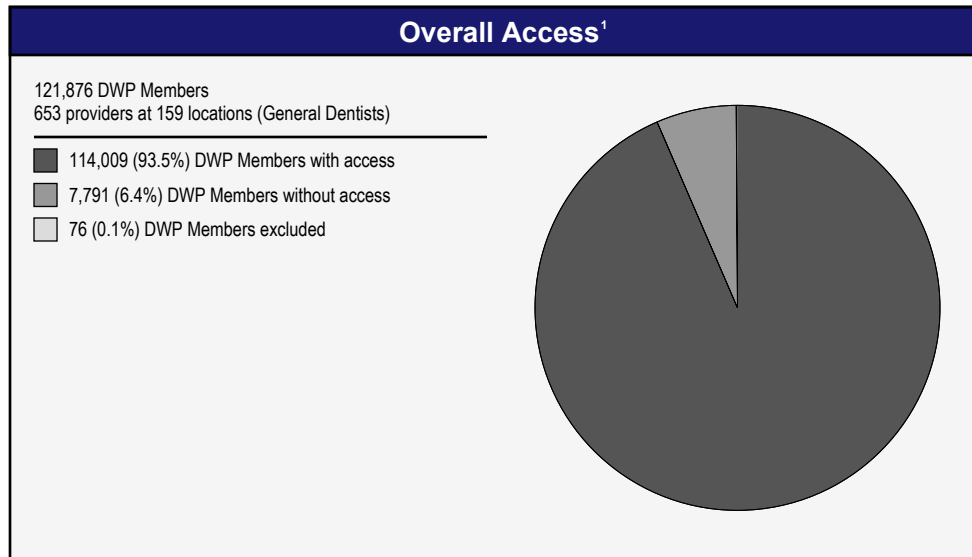
DWP Member / Provider Groups
DWP Members (Iowa)
General Dentists (Iowa)

Comparison Graph
Percent of dwp members with access to a choice of providers over miles

- 1st closest
- 2nd closest
- 3rd closest

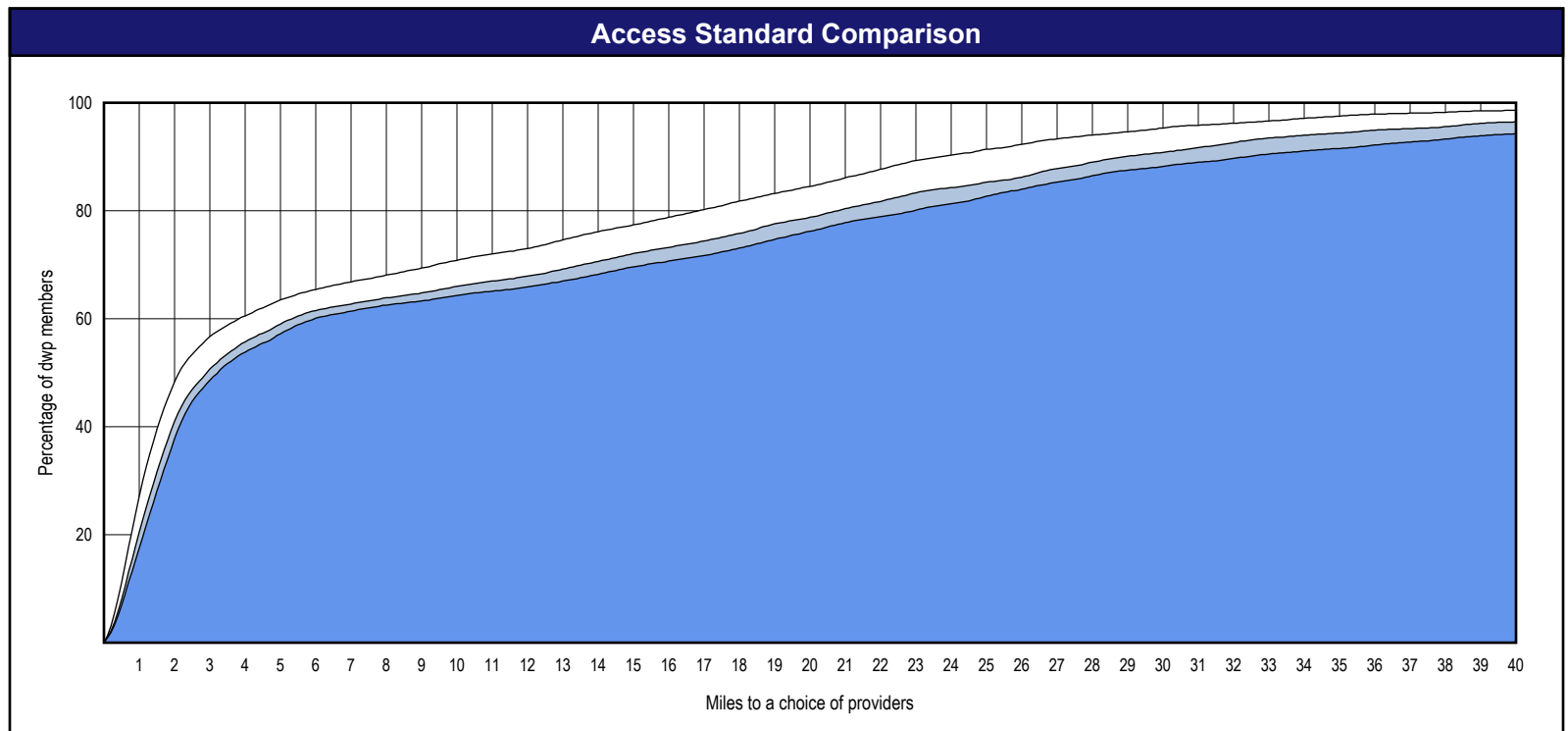
¹ The Access Standard is defined as (DWP Members (Iowa)) dwp members accessing:

1 (General Dentists (Iowa)) provider in 30 miles and 30 minutes



Distances/Times

	Average
Distance/Time to 1st closest provider	8.0 miles 9.0 mins
Distance/Time to 2nd closest provider	10.2 miles 11.4 mins
Distance/Time to 3rd closest provider	11.3 miles 12.7 mins



Access Overview - Pediatric Dentists (30 miles/30 minutes)

July 7, 2020

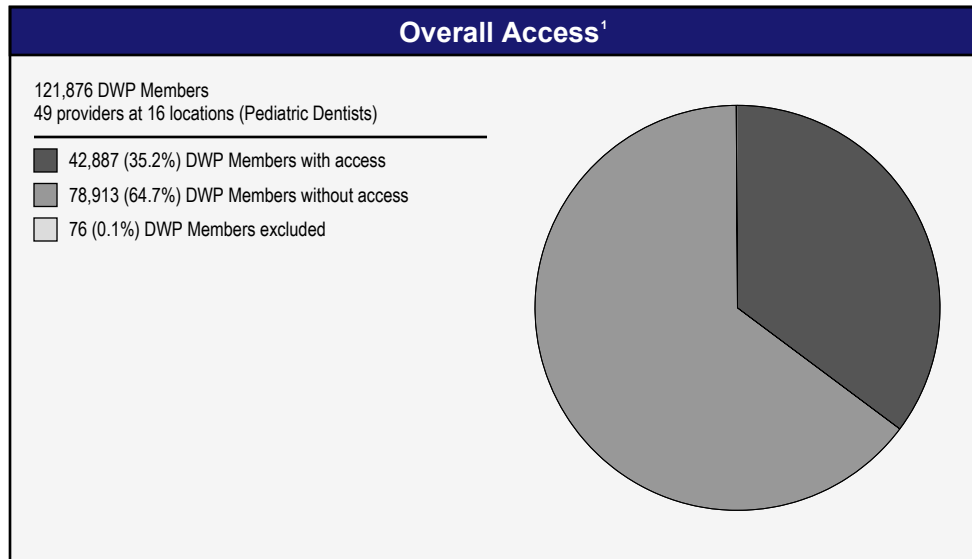
Access Analysis
 Pediatric Dentists (30 miles/30 minutes)

DWP Member / Provider Groups
 DWP Members (Iowa)
 Pediatric Dentists (Iowa)

Comparison Graph
 Percent of dwp members with access to a choice of providers over miles

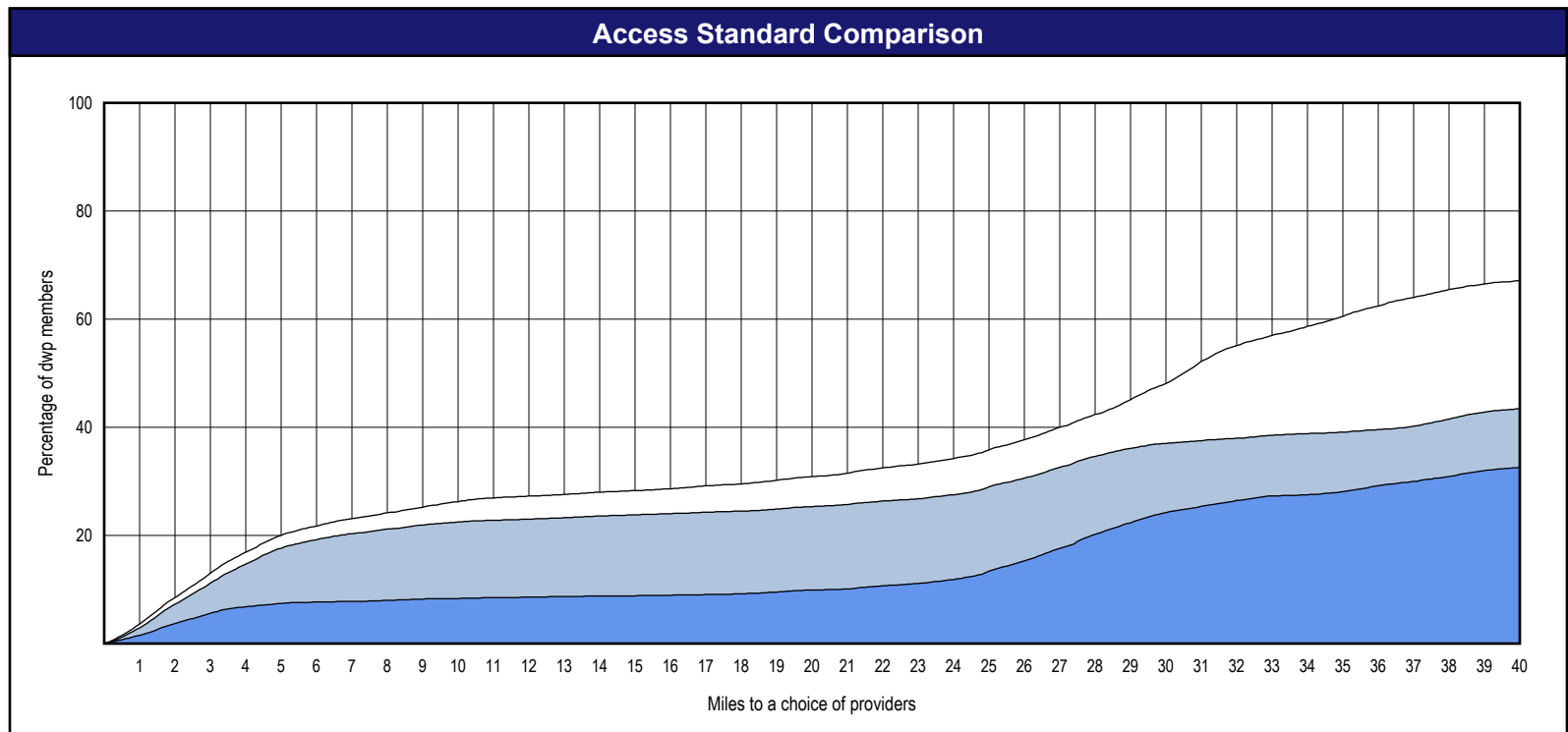
- 1st closest
- 2nd closest
- 3rd closest

¹ The Access Standard is defined as (DWP Members (Iowa)) dwp members accessing:
 1 (Pediatric Dentists (Iowa)) provider in 30 miles and 30 minutes



Distances/Times

	Average
Distance/Time to 1st closest provider	32.5 miles 38.1 mins
Distance/Time to 2nd closest provider	42.3 miles 49.8 mins
Distance/Time to 3rd closest provider	53.9 miles 64.3 mins



Access Overview - Orthodontists (30 miles/30 minutes)

July 7, 2020

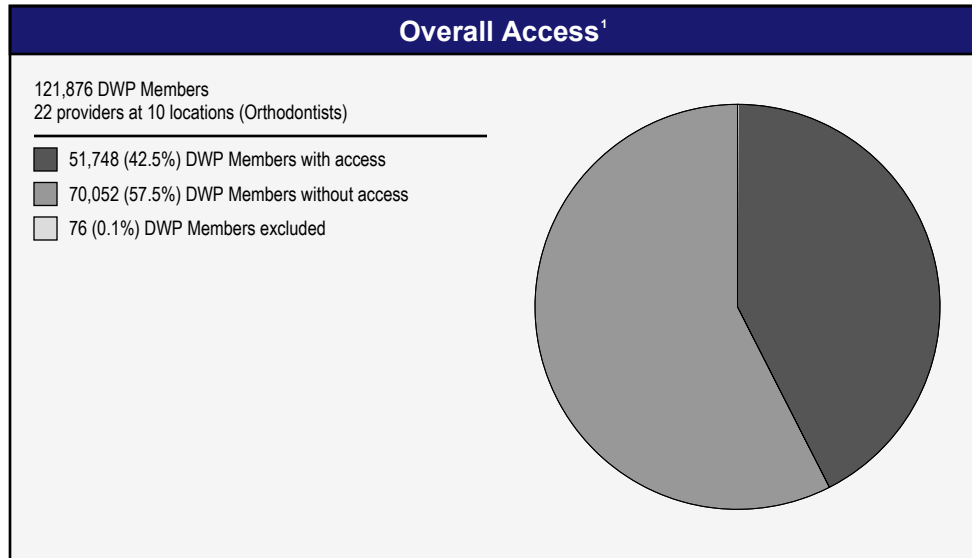
Access Analysis
Orthodontists (30 miles/30 minutes)

DWP Member / Provider Groups
DWP Members (Iowa)
Orthodontists (Iowa)

Comparison Graph
Percent of dwp members with access to a choice of providers over miles

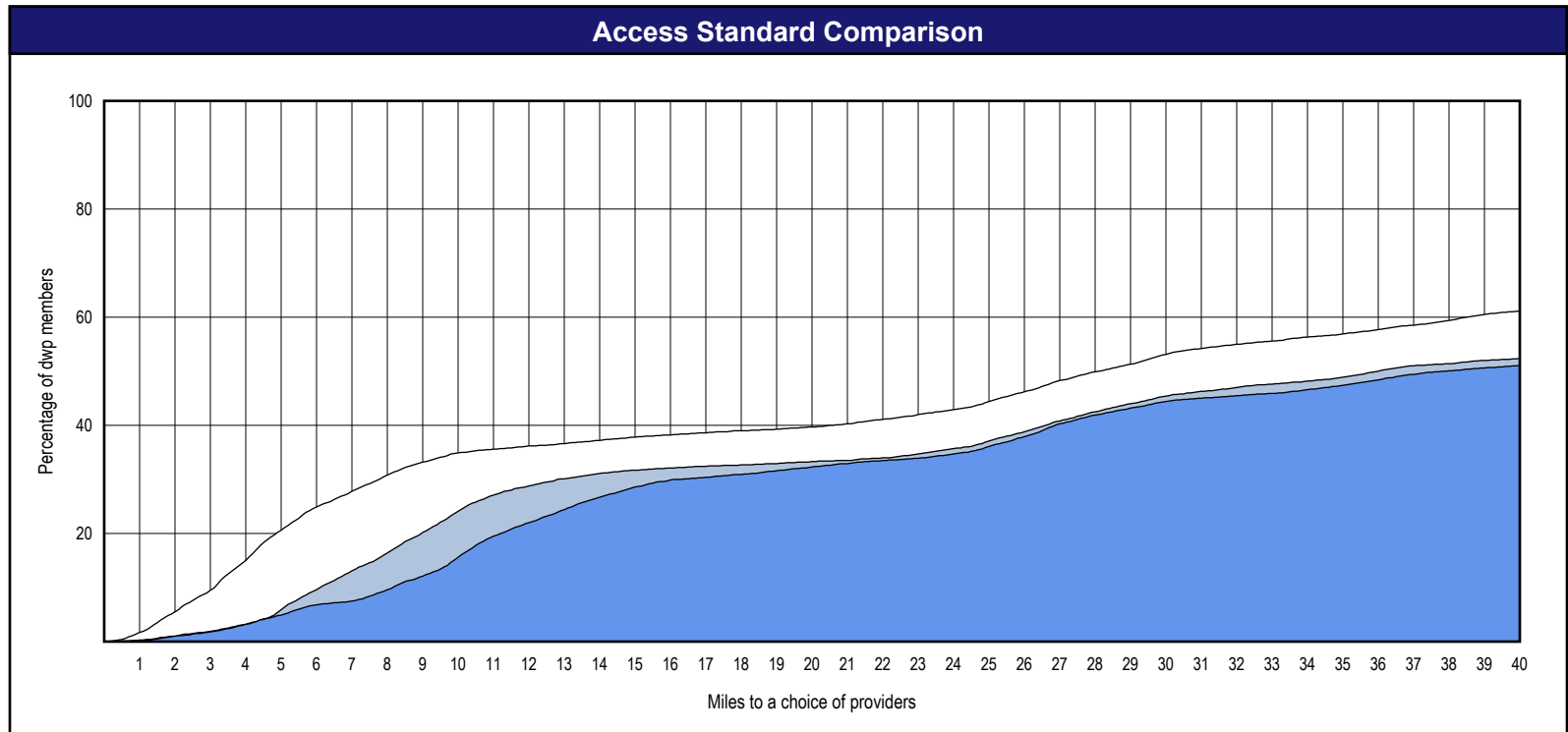
- 1st closest
- 2nd closest
- 3rd closest

¹ The Access Standard is defined as (DWP Members (Iowa)) dwp members accessing:
1 (Orthodontists (Iowa)) provider in 30 miles and 30 minutes



Distances/Times

	Average
Distance/Time to 1st closest provider	36.6 miles 45.1 mins
Distance/Time to 2nd closest provider	45.1 miles 58.4 mins
Distance/Time to 3rd closest provider	47.2 miles 61.6 mins



Access Overview - Oral Surgeons (30 miles/30 minutes)

July 7, 2020

Access Analysis
Oral Surgeons (30 miles/30 minutes)


DWP Member / Provider Groups
DWP Members (Iowa)
Oral Surgeons (Iowa)

Comparison Graph
Percent of dwp members with access to a choice of providers over miles

- 1st closest
- 2nd closest
- 3rd closest

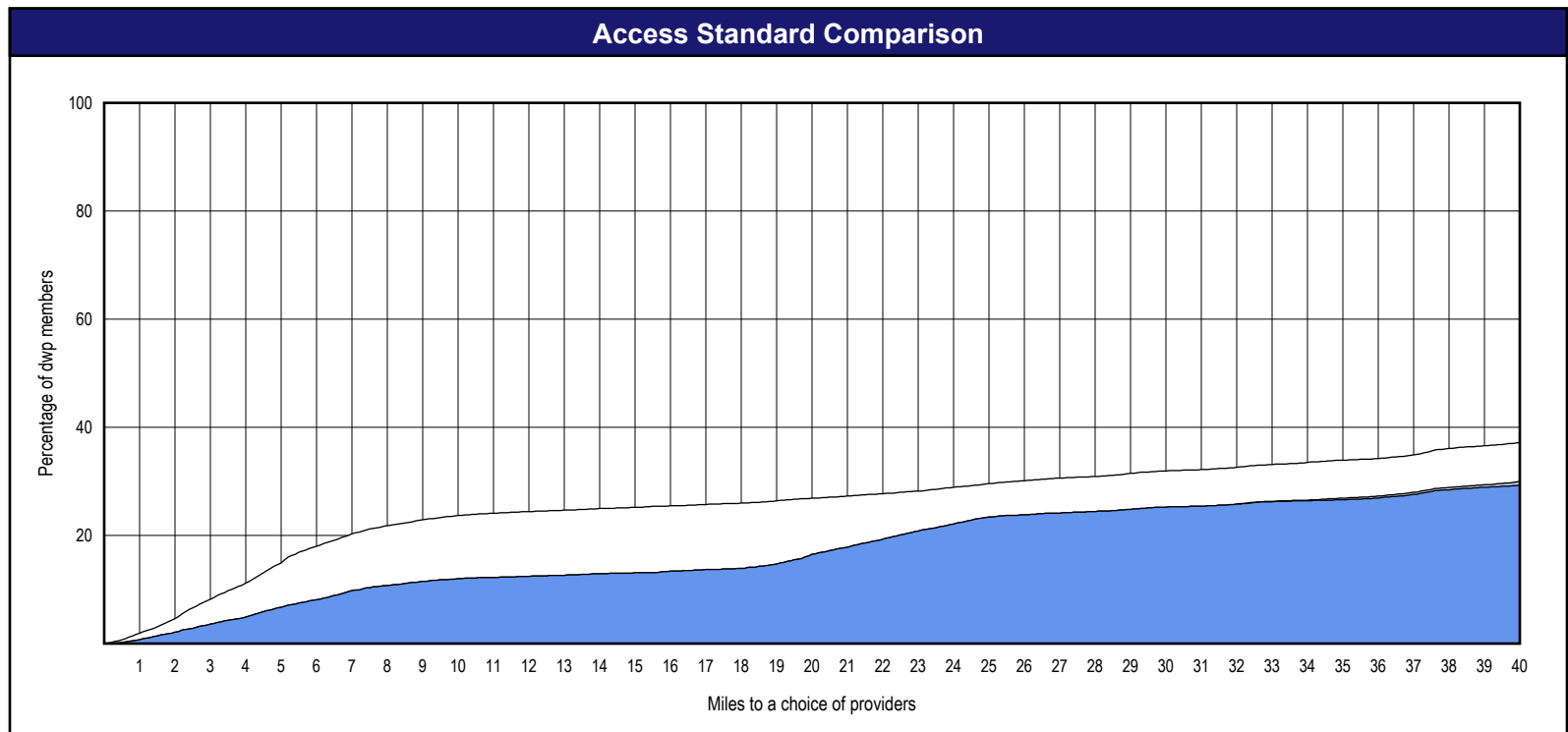
¹ The Access Standard is defined as (DWP Members (Iowa)) dwp members accessing:

1 (Oral Surgeons (Iowa)) provider in 30 miles and 30 minutes



Distances/Times

	Average
Distance/Time to 1st closest provider	52.5 miles 67.0 mins
Distance/Time to 2nd closest provider	61.2 miles 75.6 mins
Distance/Time to 3rd closest provider	62.8 miles 79.4 mins



Access Overview - Periodontists (30 miles/30 minutes)

July 7, 2020

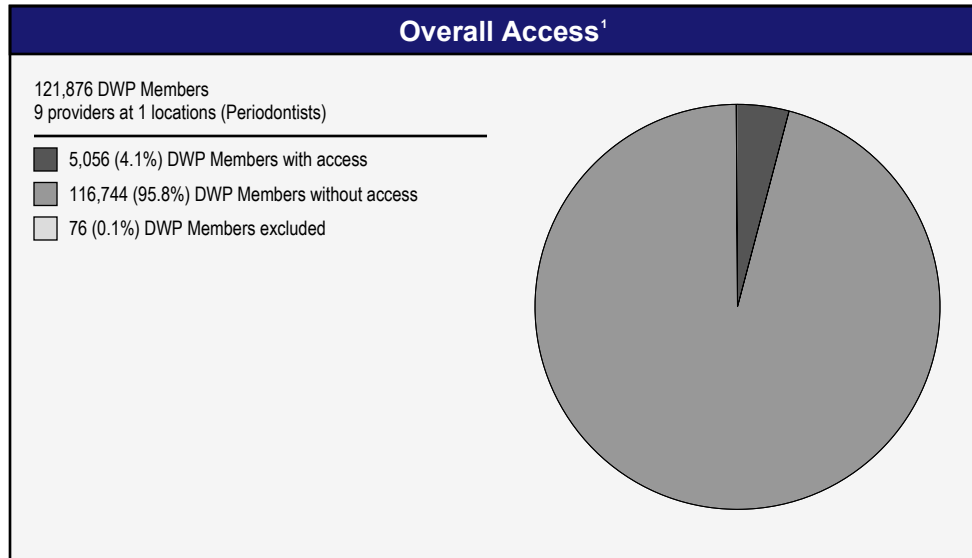
Access Analysis
Periodontists (30 miles/30 minutes)

DWP Member / Provider Groups
DWP Members (Iowa)
Periodontists (Iowa)

Comparison Graph
Percent of dwp members with access to a choice of providers over miles

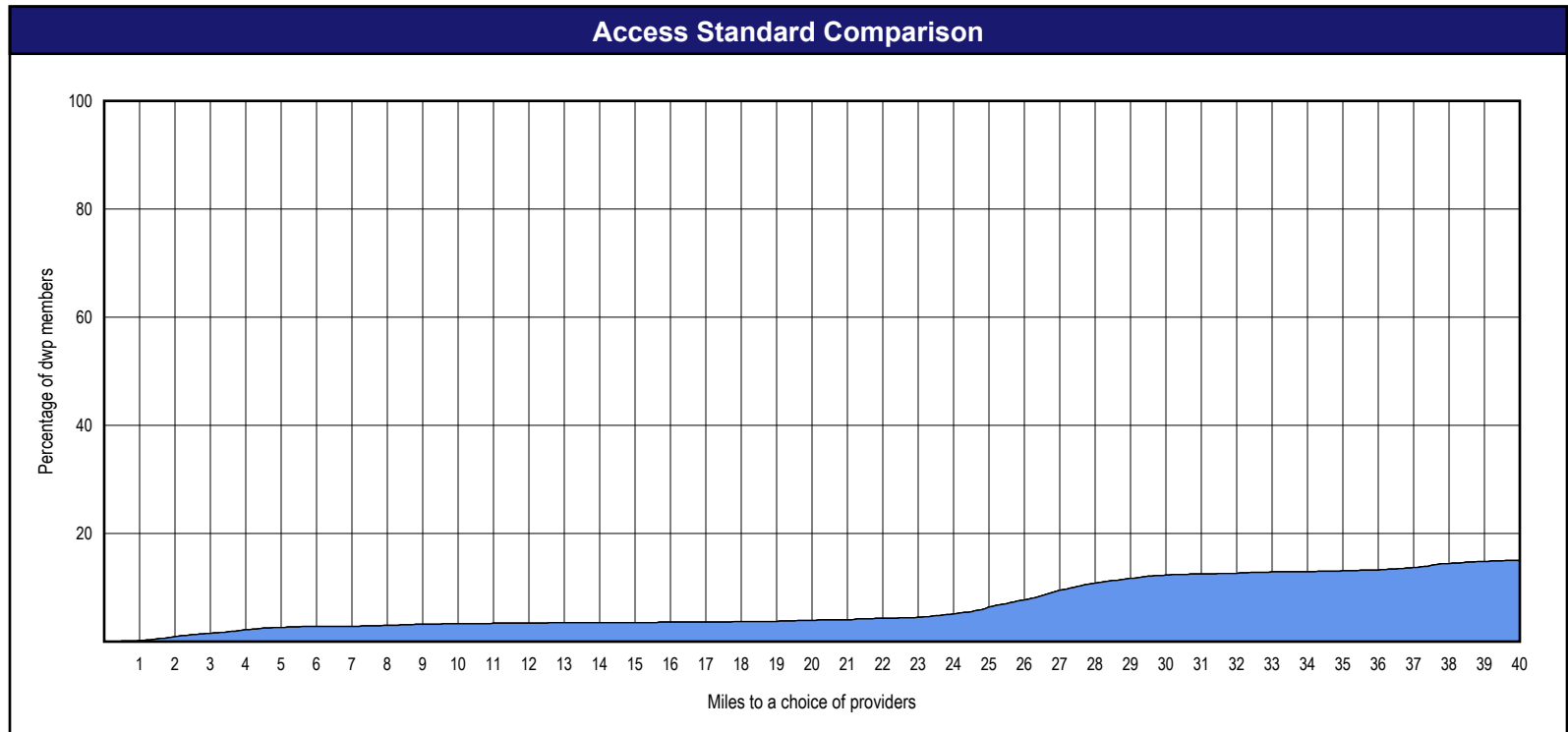
- 1st closest
- 2nd closest
- 3rd closest

¹ The Access Standard is defined as (DWP Members (Iowa)) dwp members accessing:
1 (Periodontists (Iowa)) provider in 30 miles and 30 minutes



Distances/Times

	Average
Distance/Time to 1st closest provider	107.3 miles 162.0 mins
Distance/Time to 2nd closest provider	107.3 miles 162.0 mins
Distance/Time to 3rd closest provider	107.3 miles 162.0 mins



Access Overview - Endodontists (30 miles/30 minutes)

July 7, 2020

Access Analysis
Endodontists (30 miles/30 minutes)


DWP Member / Provider Groups
DWP Members (Iowa)
Endodontists (Iowa)

Comparison Graph
Percent of dwp members with access to a choice of providers over miles

- 1st closest
- 2nd closest
- 3rd closest

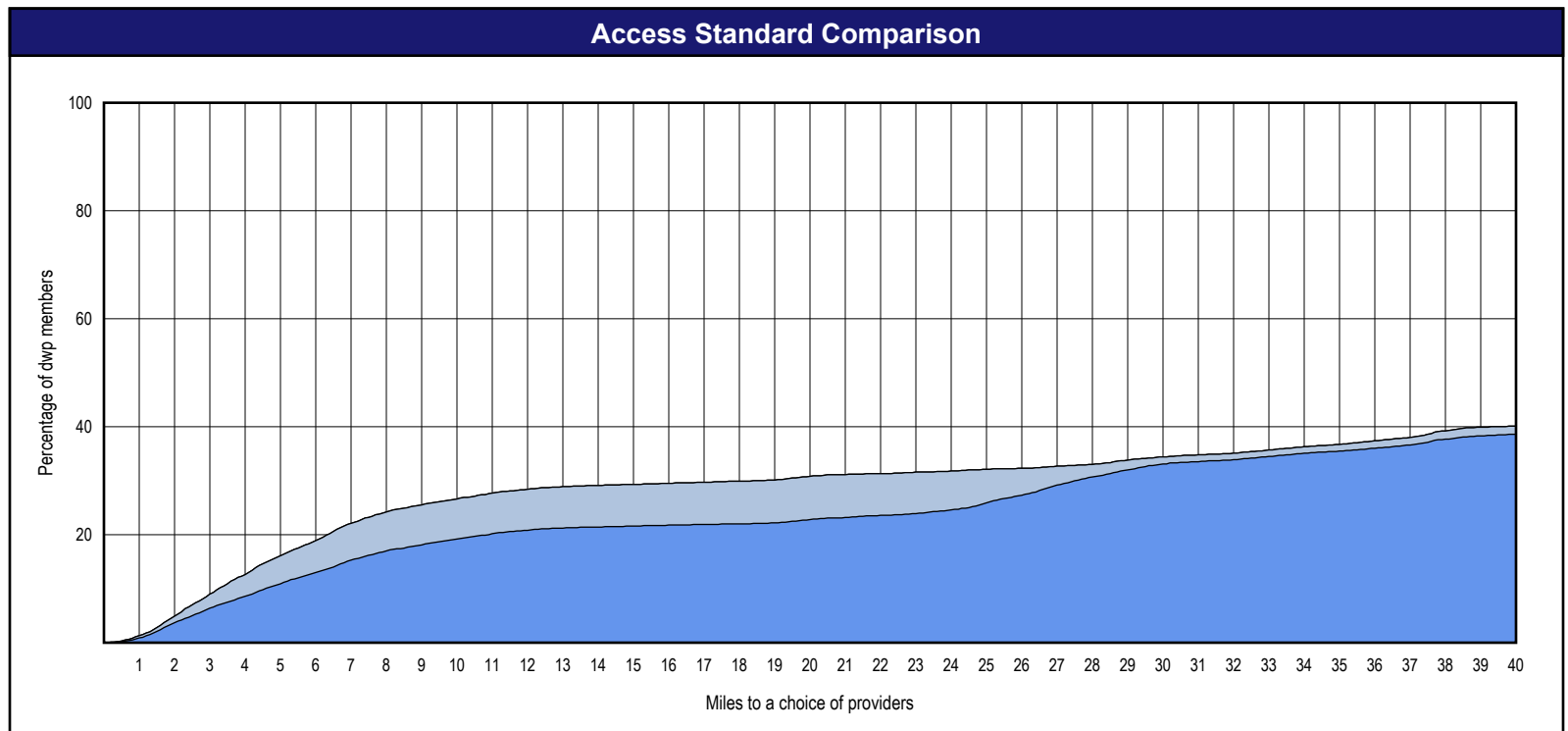
¹ The Access Standard is defined as (DWP Members (Iowa)) dwp members accessing:

1 (Endodontists (Iowa)) provider in 30 miles and 30 minutes



Distances/Times

	Average
Distance/Time to 1st closest provider	55.3 miles 78.5 mins
Distance/Time to 2nd closest provider	55.3 miles 78.5 mins
Distance/Time to 3rd closest provider	59.5 miles 87.2 mins



Access Overview - Prosthodontists (30 miles/30 minutes)

July 7, 2020


Access Analysis
Prosthodontists (30 miles/30 minutes)

DWP Member / Provider Groups
DWP Members (Iowa)
Prosthodontists (Iowa)

Comparison Graph
Percent of dwp members with access to a choice of providers over miles

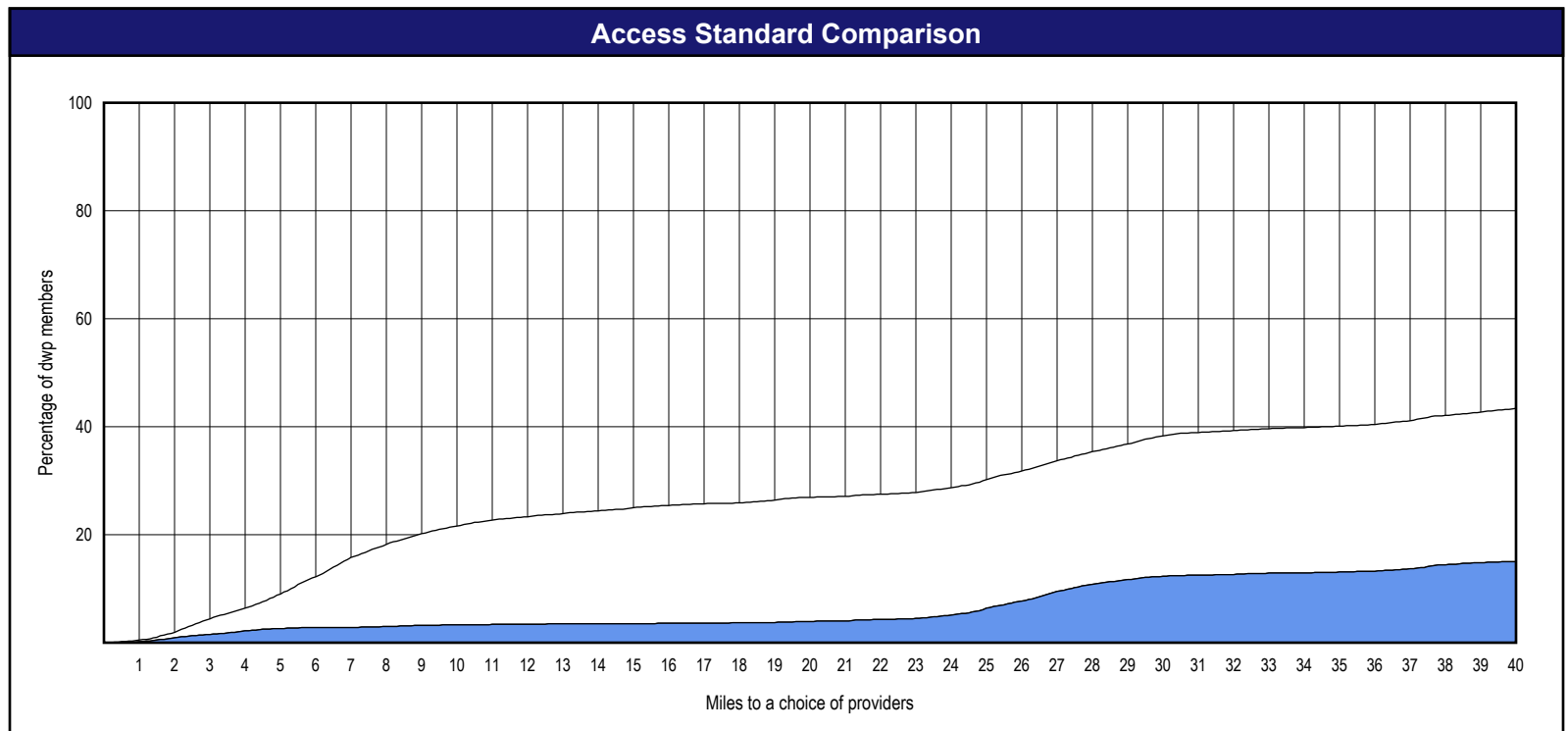
- 1st closest
- 2nd closest
- 3rd closest

¹ The Access Standard is defined as (DWP Members (Iowa)) dwp members accessing:
1 (Prosthodontists (Iowa)) provider in 30 miles and 30 minutes



Distances/Times

	Average
Distance/Time to 1st closest provider	49.3 miles 67.9 mins
Distance/Time to 2nd closest provider	88.3 miles 129.0 mins
Distance/Time to 3rd closest provider	107.3 miles 162.0 mins



Access Overview - All Dentists (60 miles/60 minutes)


July 7, 2020

Access Analysis
 All Dentists (60 miles/60 minutes)
 DWP Member / Provider Groups
 DWP Members (Iowa)
 All Dentists (Iowa)

Comparison Graph
 Percent of dwp members with access to a choice of providers over miles

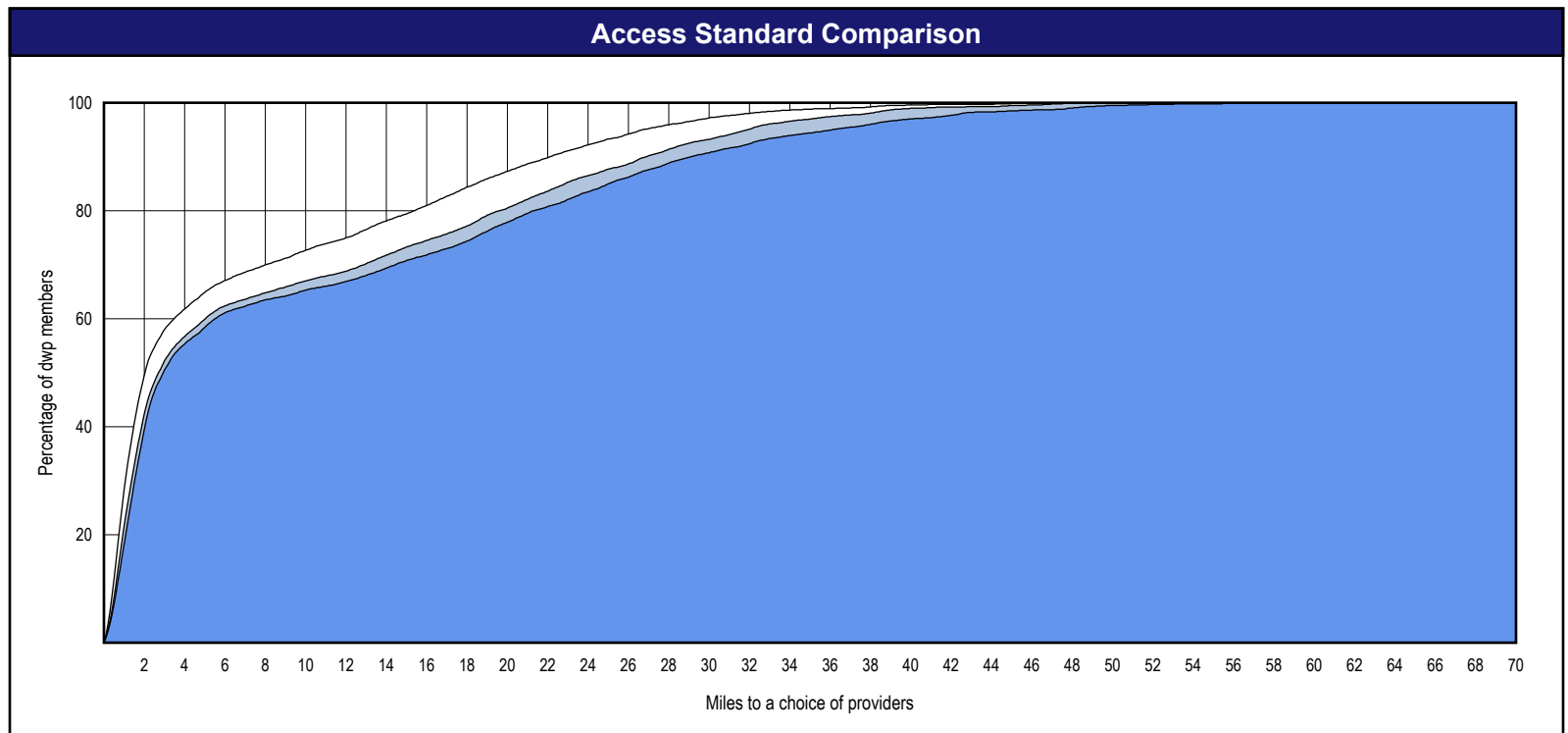
- 1st closest
- 2nd closest
- 3rd closest

¹ The Access Standard is defined as (DWP Members (Iowa)) dwp members accessing:
 1 (All Dentists (Iowa)) provider in 60 miles and 60 minutes



Distances/Times

	Average
Distance/Time to 1st closest provider	7.2 miles 8.0 mins
Distance/Time to 2nd closest provider	9.1 miles 10.3 mins
Distance/Time to 3rd closest provider	10.2 miles 11.4 mins



Access Overview - General Dentists (60 miles/60 minutes)

July 7, 2020

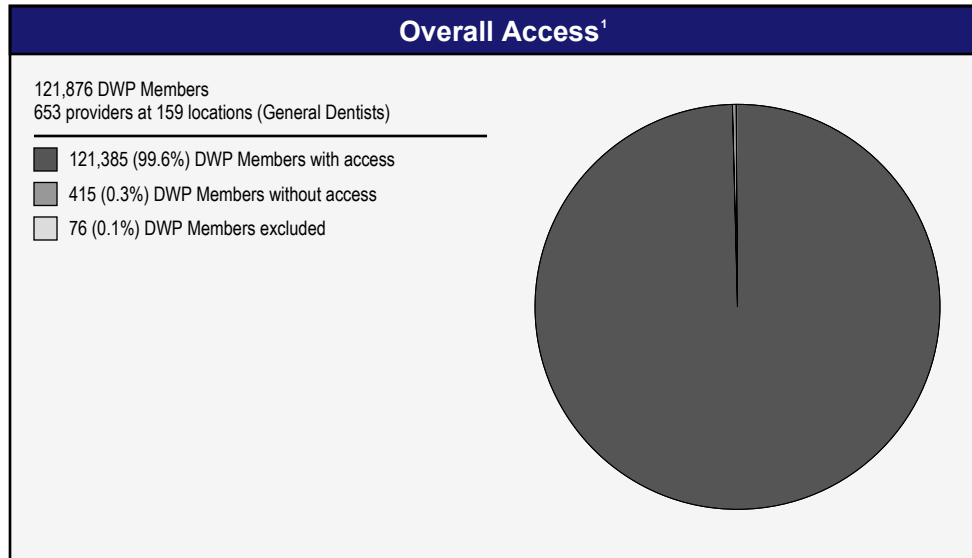
Access Analysis
General Dentists (60 miles/60 minutes)

DWP Member / Provider Groups
DWP Members (Iowa)
General Dentists (Iowa)

Comparison Graph
Percent of dwp members with access to a choice of providers over miles

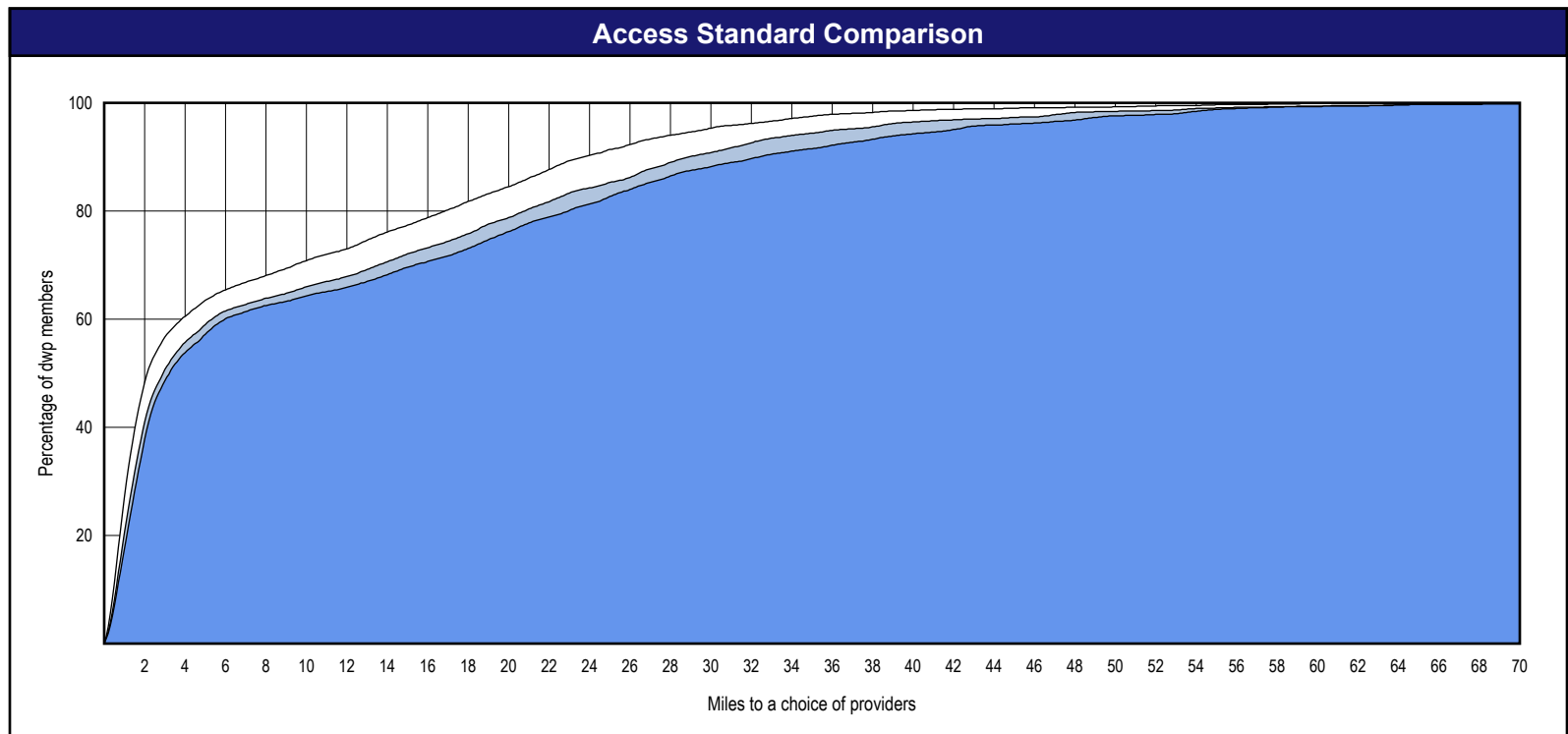
- 1st closest
- 2nd closest
- 3rd closest

¹ The Access Standard is defined as (DWP Members (Iowa)) dwp members accessing:
1 (General Dentists (Iowa)) provider in 60 miles and 60 minutes



Distances/Times

	Average
Distance/Time to 1st closest provider	8.0 miles 9.0 mins
Distance/Time to 2nd closest provider	10.2 miles 11.4 mins
Distance/Time to 3rd closest provider	11.3 miles 12.7 mins



Access Overview - Pediatric Dentists (60 miles/60 minutes)

July 7, 2020

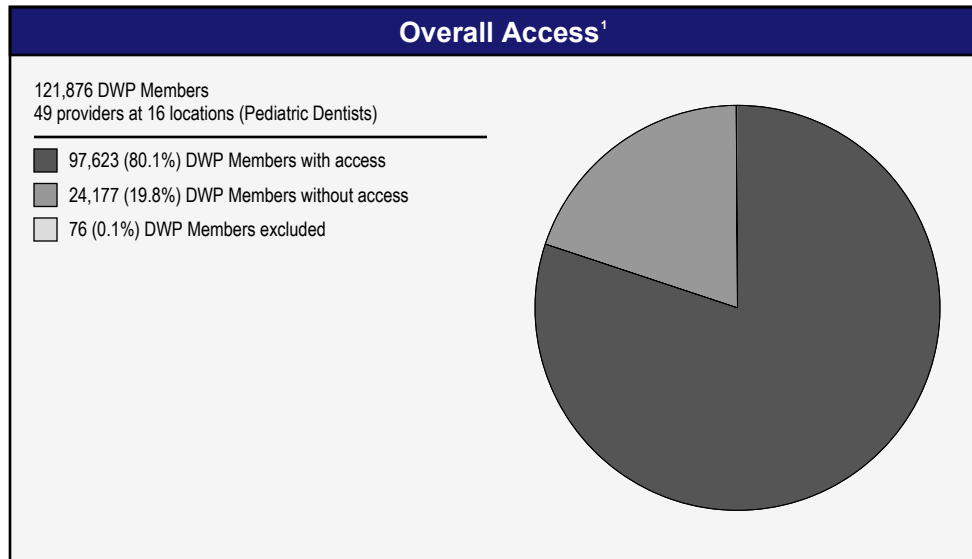
Access Analysis
 Pediatric Dentists (60 miles/60 minutes)

DWP Member / Provider Groups
 DWP Members (Iowa)
 Pediatric Dentists (Iowa)

Comparison Graph
 Percent of dwp members with access to a choice of providers over miles

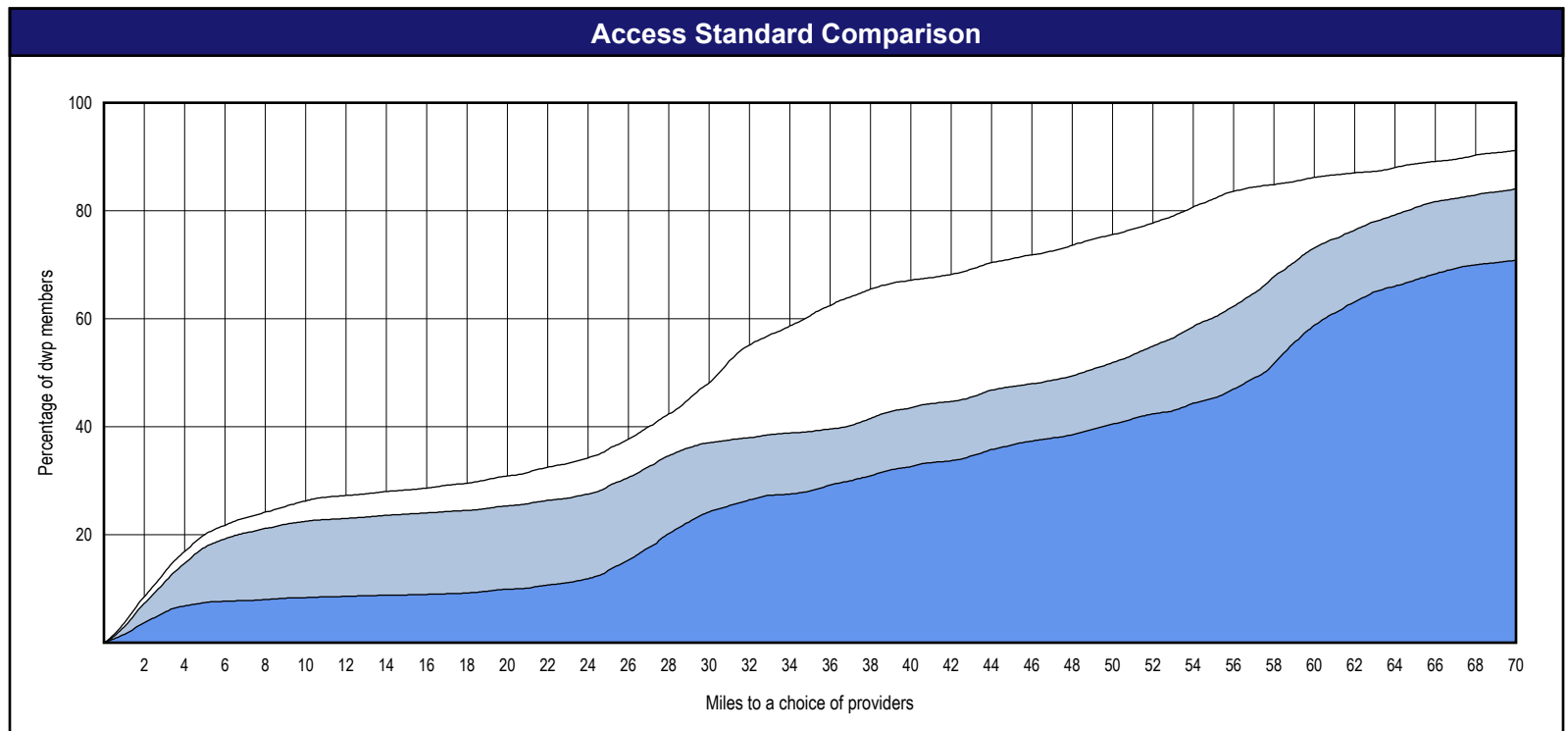
- 1st closest
- 2nd closest
- 3rd closest

¹ The Access Standard is defined as (DWP Members (Iowa)) dwp members accessing:
 1 (Pediatric Dentists (Iowa)) provider in 60 miles and 60 minutes



Distances/Times

	Average
Distance/Time to 1st closest provider	32.5 miles 38.1 mins
Distance/Time to 2nd closest provider	42.3 miles 49.8 mins
Distance/Time to 3rd closest provider	53.9 miles 64.3 mins



Access Overview - Orthodontists (60 miles/60 minutes)

July 7, 2020

Access Analysis
Orthodontists (60 miles/60 minutes)


DWP Member / Provider Groups
DWP Members (Iowa)
Orthodontists (Iowa)

Comparison Graph
Percent of dwp members with access to a choice of providers over miles

- 1st closest
- 2nd closest
- 3rd closest

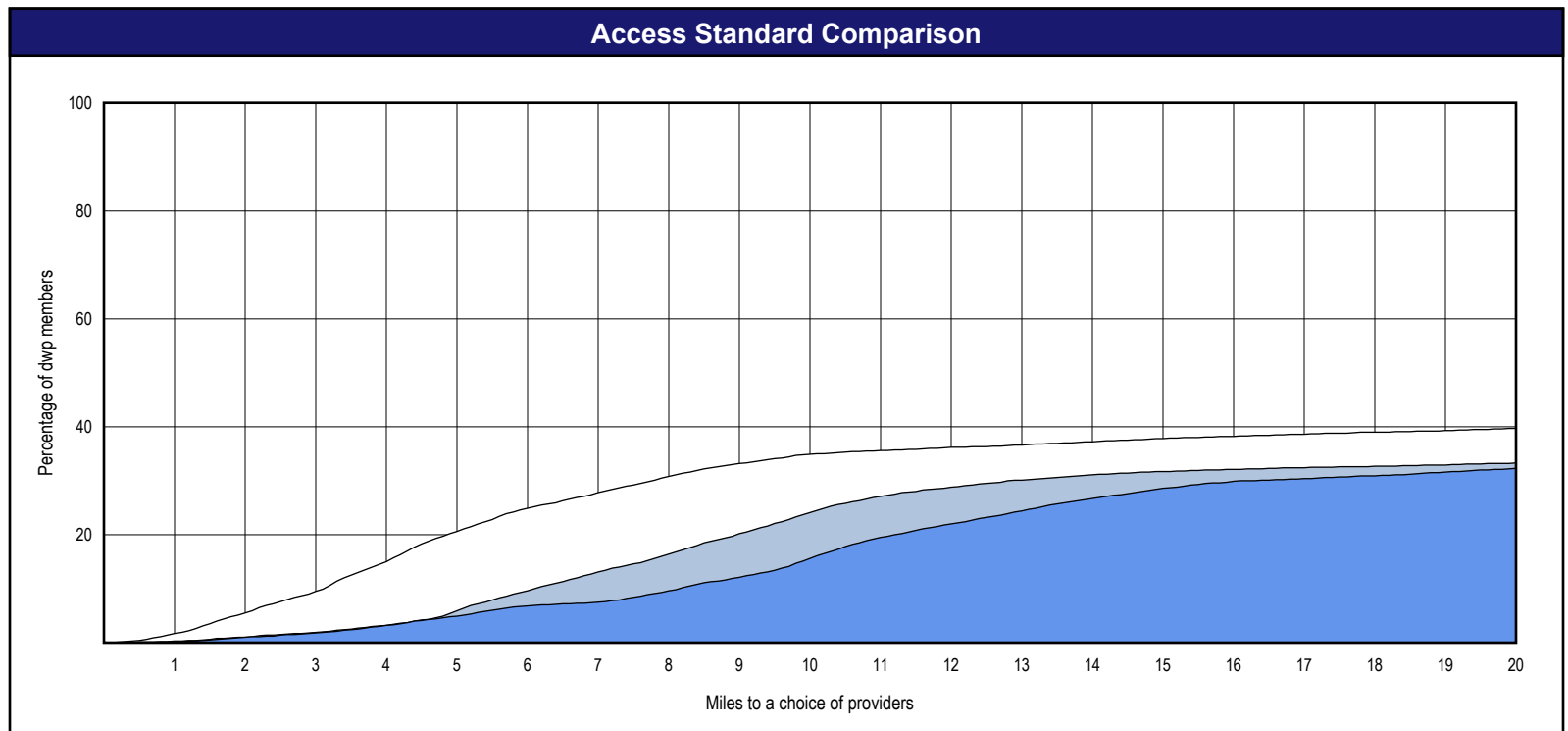
¹ The Access Standard is defined as (DWP Members (Iowa)) dwp members accessing:

1 (Orthodontists (Iowa)) provider in 60 miles and 60 minutes



Distances/Times

	Average
Distance/Time to 1st closest provider	36.6 miles 45.1 mins
Distance/Time to 2nd closest provider	45.1 miles 58.4 mins
Distance/Time to 3rd closest provider	47.2 miles 61.6 mins



Access Overview - Oral Surgeons (60 miles/60 minutes)

July 7, 2020

Access Analysis
Oral Surgeons (60 miles/60 minutes)


DWP Member / Provider Groups
DWP Members (Iowa)
Oral Surgeons (Iowa)

Comparison Graph
Percent of dwp members with access to a choice of providers over miles

- 1st closest
- 2nd closest
- 3rd closest

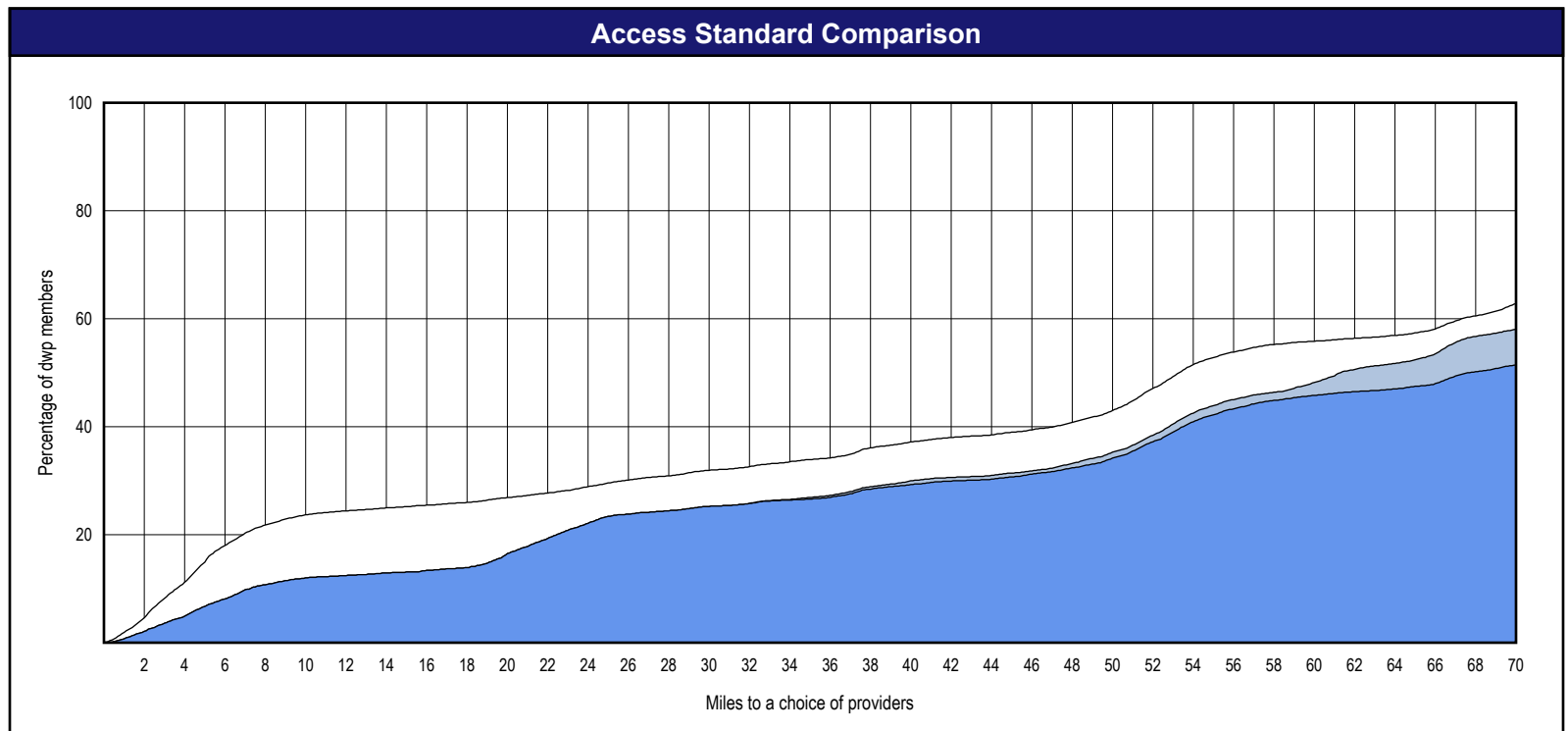
¹ The Access Standard is defined as (DWP Members (Iowa)) dwp members accessing:

1 (Oral Surgeons (Iowa)) provider in 60 miles and 60 minutes



Distances/Times

	Average
Distance/Time to 1st closest provider	52.5 miles 67.0 mins
Distance/Time to 2nd closest provider	61.2 miles 75.6 mins
Distance/Time to 3rd closest provider	62.8 miles 79.4 mins



Access Overview - Endodontists (60 miles/60 minutes)

July 7, 2020

Access Analysis
Endodontists (60 miles/60 minutes)


DWP Member / Provider Groups
DWP Members (Iowa)
Endodontists (Iowa)

Comparison Graph
Percent of dwp members with access to a choice of providers over miles

- 1st closest
- 2nd closest
- 3rd closest

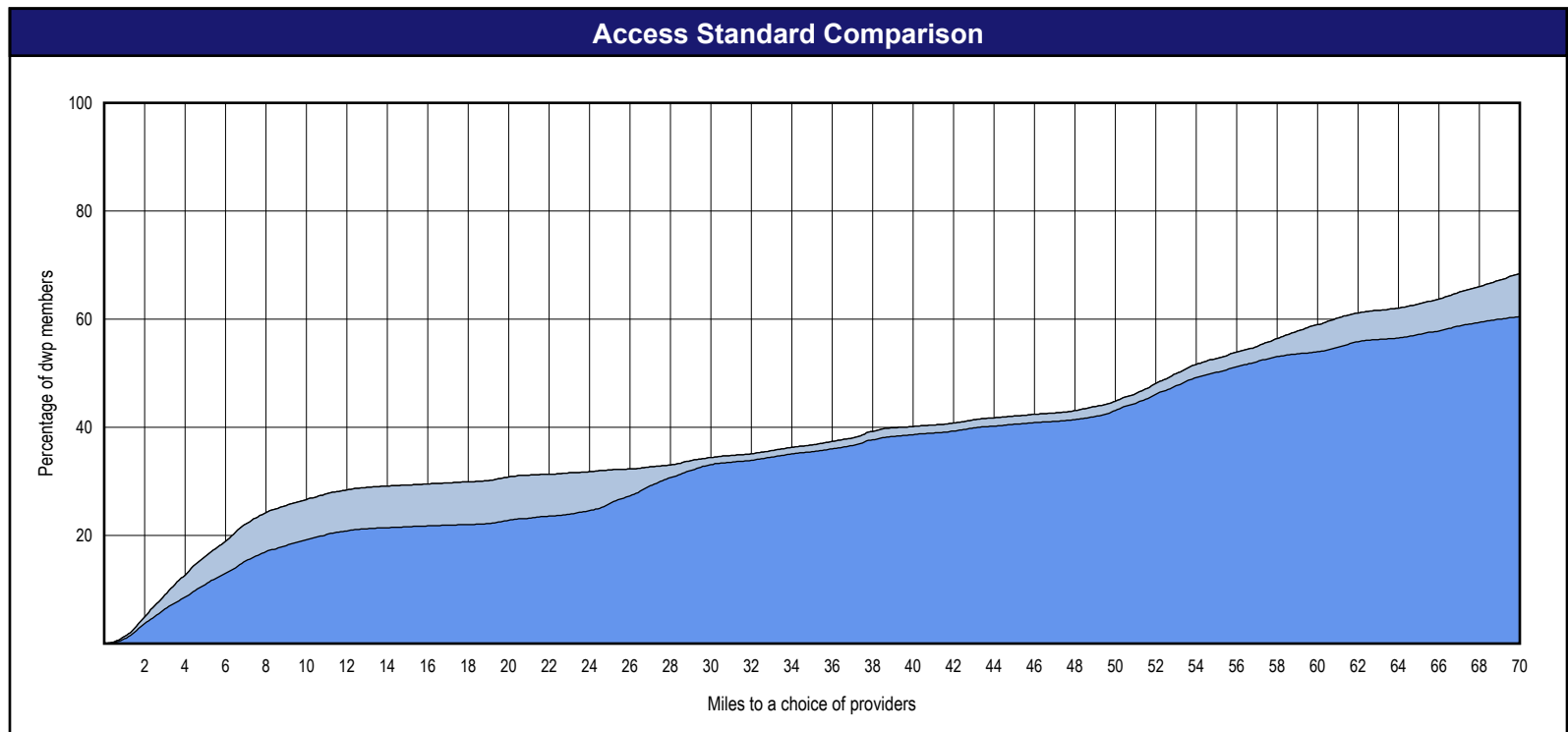
¹ The Access Standard is defined as (DWP Members (Iowa)) dwp members accessing:

1 (Endodontists (Iowa)) provider in 60 miles and 60 minutes



Distances/Times

	Average
Distance/Time to 1st closest provider	55.3 miles 78.5 mins
Distance/Time to 2nd closest provider	55.3 miles 78.5 mins
Distance/Time to 3rd closest provider	59.5 miles 87.2 mins



Access Overview - Prosthodontists (60 miles/60 minutes)

July 7, 2020

Access Analysis
Prosthodontists (60 miles/60 minutes)


DWP Member / Provider Groups
DWP Members (Iowa)
Prosthodontists (Iowa)

Comparison Graph
Percent of dwp members with access to a choice of providers over miles

- 1st closest
- 2nd closest
- 3rd closest

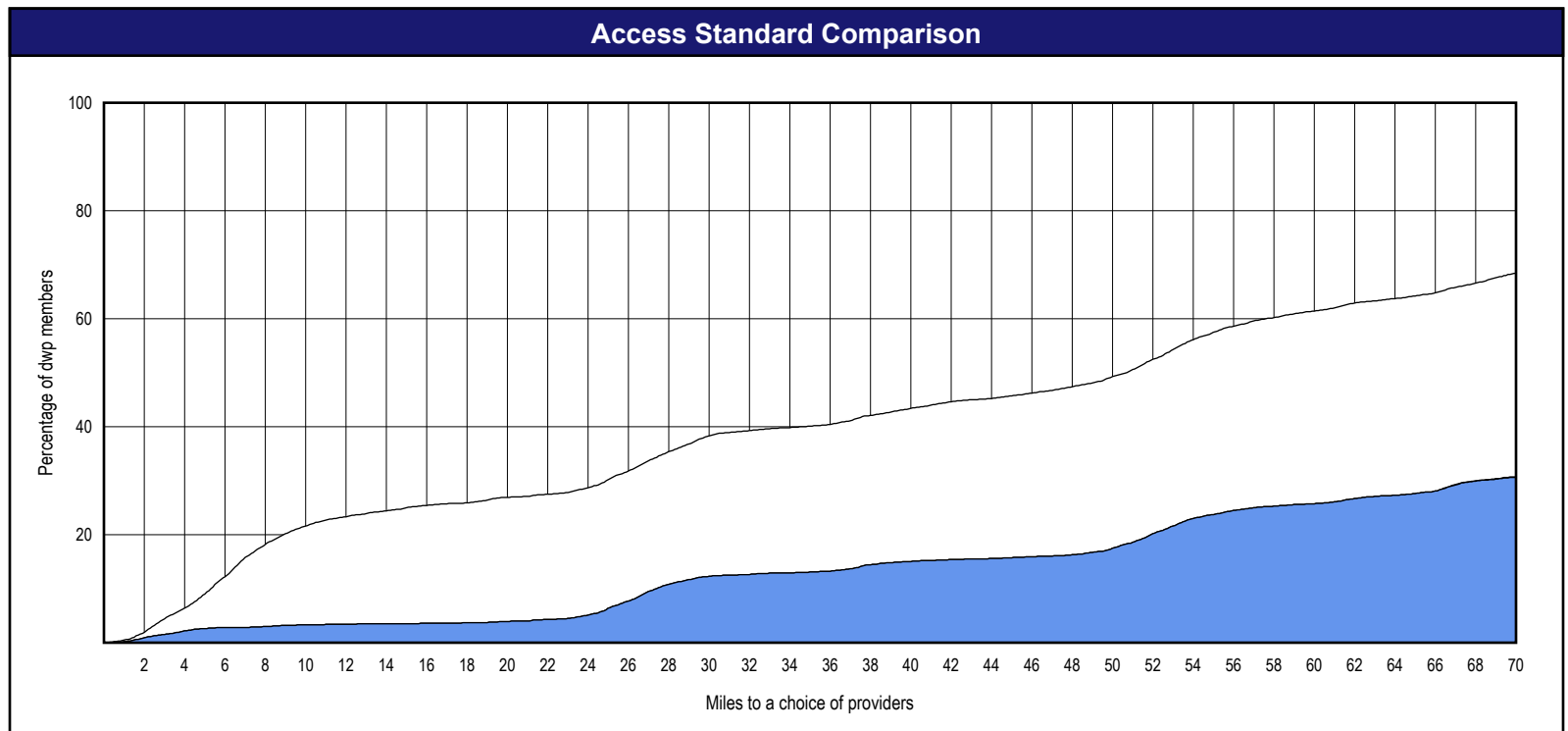
¹ The Access Standard is defined as (DWP Members (Iowa)) dwp members accessing:

1 (Prosthodontists (Iowa)) provider in 60 miles and 60 minutes



Distances/Times

	Average
Distance/Time to 1st closest provider	49.3 miles 67.9 mins
Distance/Time to 2nd closest provider	88.3 miles 129.0 mins
Distance/Time to 3rd closest provider	107.3 miles 162.0 mins



Access Overview - Periodontists (60 miles/60 minutes)

July 7, 2020

Access Analysis
Periodontists (60 miles/60 minutes)


DWP Member / Provider Groups
DWP Members (Iowa)
Periodontists (Iowa)

Comparison Graph
Percent of dwp members with access to a choice of providers over miles

- 1st closest
- 2nd closest
- 3rd closest

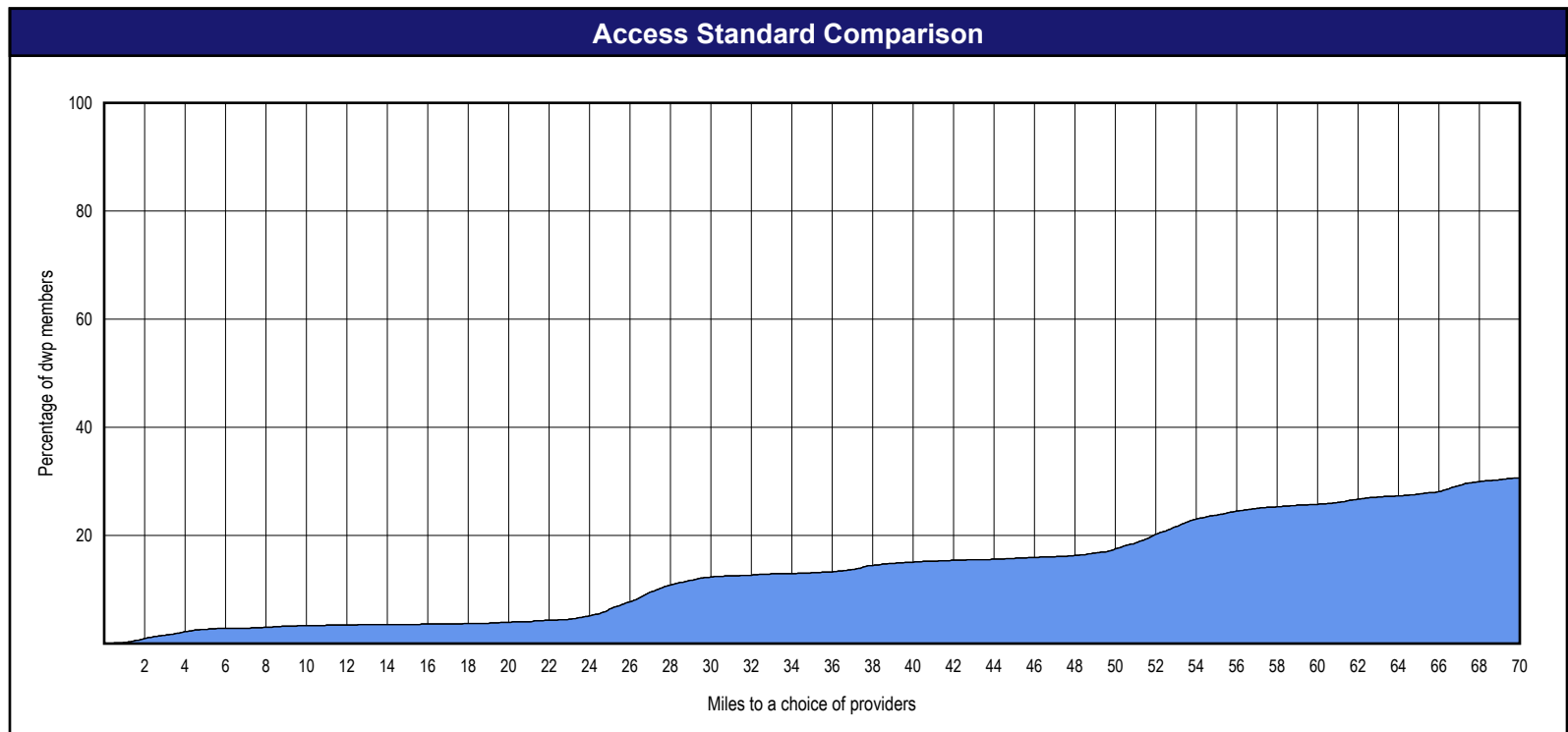
¹ The Access Standard is defined as (DWP Members (Iowa)) dwp members accessing:

1 (Periodontists (Iowa)) provider in 60 miles and 60 minutes



Distances/Times

	Average
Distance/Time to 1st closest provider	107.3 miles 162.0 mins
Distance/Time to 2nd closest provider	107.3 miles 162.0 mins
Distance/Time to 3rd closest provider	107.3 miles 162.0 mins



Access Overview - All Dentists (90 miles/90 minutes)

July 7, 2020

Access Analysis

All Dentists (90 miles/90 minutes)

DWP Member / Provider Groups

DWP Members (Iowa)

All Dentists (Iowa)


Comparison Graph

Percent of dwp members with access to a choice of providers over miles

- 1st closest
- 2nd closest
- 3rd closest

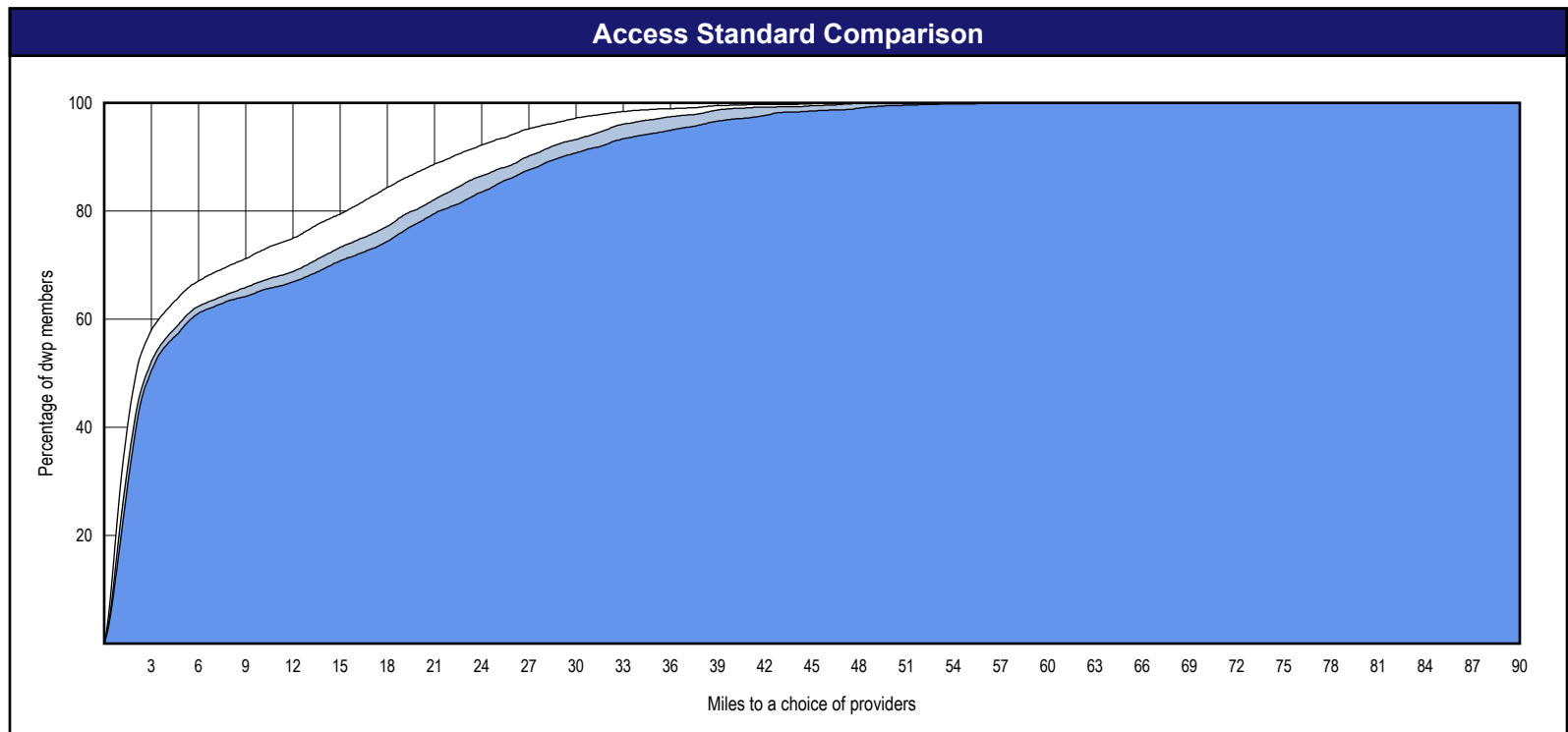
¹ The Access Standard is defined as (DWP Members (Iowa)) dwp members accessing:

1 (All Dentists (Iowa)) provider in 90 miles and 90 minutes



Distances/Times

	Average
Distance/Time to 1st closest provider	7.2 miles 8.0 mins
Distance/Time to 2nd closest provider	9.1 miles 10.3 mins
Distance/Time to 3rd closest provider	10.2 miles 11.4 mins



Access Overview - General Dentists (90 miles/90 minutes)

July 7, 2020

Access Analysis
General Dentists (90 miles/90 minutes)


DWP Member / Provider Groups
DWP Members (Iowa)
General Dentists (Iowa)

Comparison Graph
Percent of dwp members with access to a choice of providers over miles

- 1st closest
- 2nd closest
- 3rd closest

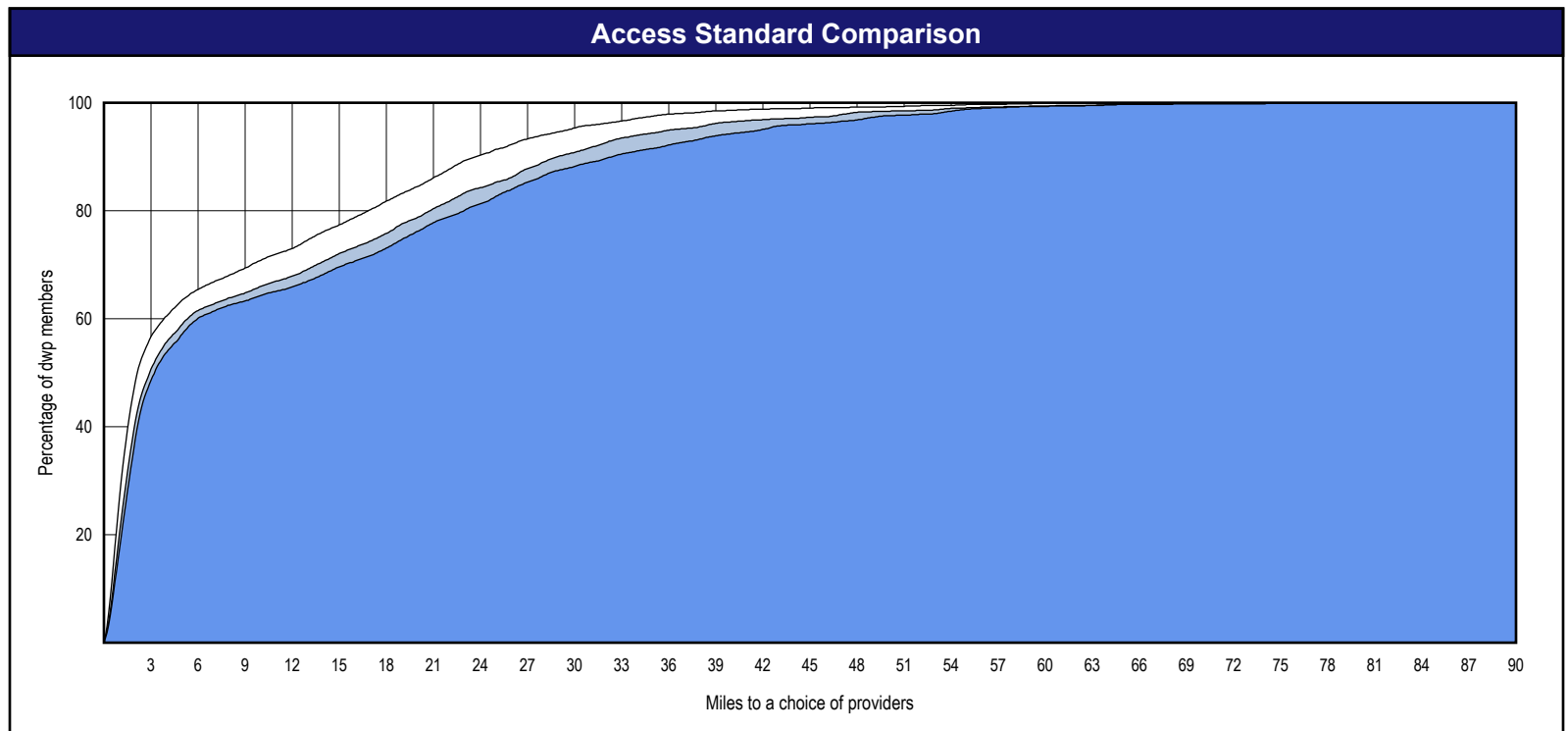
¹ The Access Standard is defined as (DWP Members (Iowa)) dwp members accessing:

1 (General Dentists (Iowa)) provider in 90 miles and 90 minutes



Distances/Times

	Average
Distance/Time to 1st closest provider	8.0 miles 9.0 mins
Distance/Time to 2nd closest provider	10.2 miles 11.4 mins
Distance/Time to 3rd closest provider	11.3 miles 12.7 mins



Access Overview - Pediatric Dentists (90 miles/90 minutes)

July 7, 2020

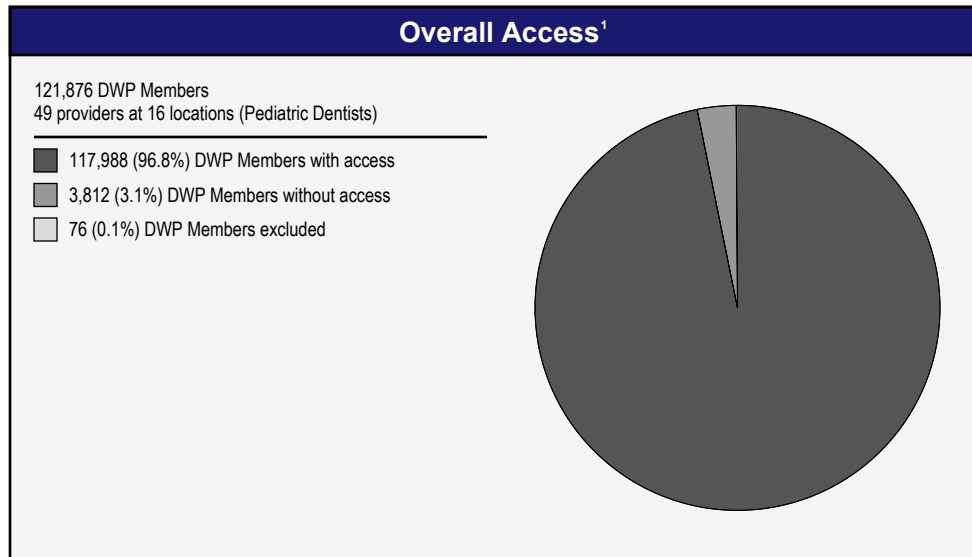
Access Analysis
 Pediatric Dentists (90 miles/90 minutes)

DWP Member / Provider Groups
 DWP Members (Iowa)
 Pediatric Dentists (Iowa)

Comparison Graph
 Percent of dwp members with access to a choice of providers over miles

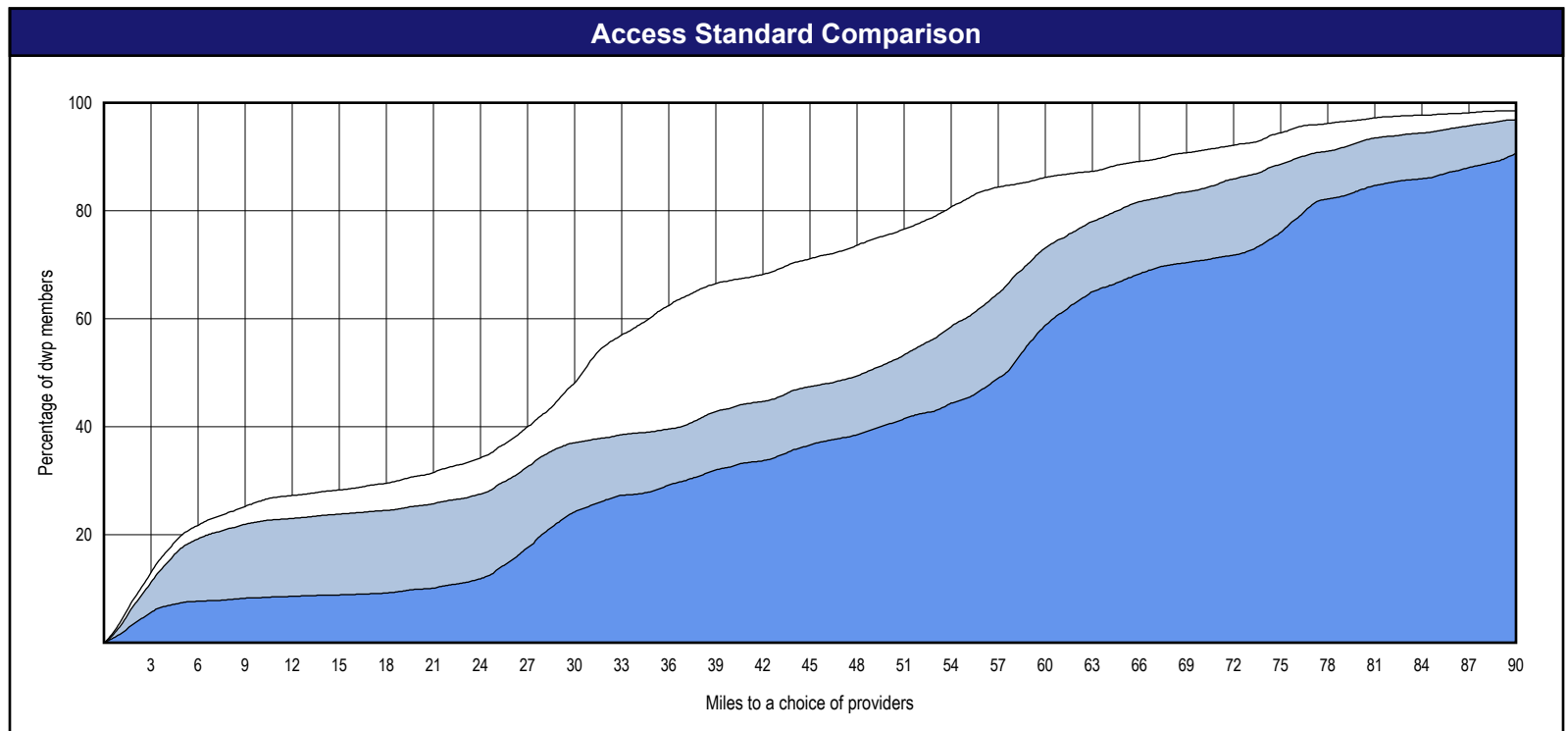
- 1st closest
- 2nd closest
- 3rd closest

¹ The Access Standard is defined as (DWP Members (Iowa)) dwp members accessing:
 1 (Pediatric Dentists (Iowa)) provider in 90 miles and 90 minutes



Distances/Times

	Average
Distance/Time to 1st closest provider	32.5 miles 38.1 mins
Distance/Time to 2nd closest provider	42.3 miles 49.8 mins
Distance/Time to 3rd closest provider	53.9 miles 64.3 mins



Access Overview - Orthodontists (90 miles/90 minutes)

July 7, 2020

Access Analysis
Orthodontists (90 miles/90 minutes)

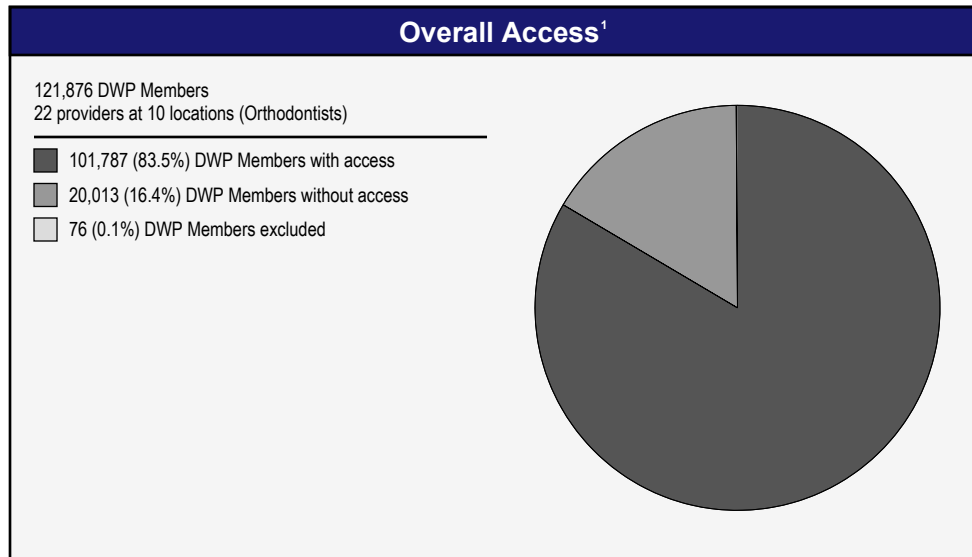
DWP Member / Provider Groups
DWP Members (Iowa)
Orthodontists (Iowa)

Comparison Graph
Percent of dwp members with access to a choice of providers over miles

- 1st closest
- 2nd closest
- 3rd closest

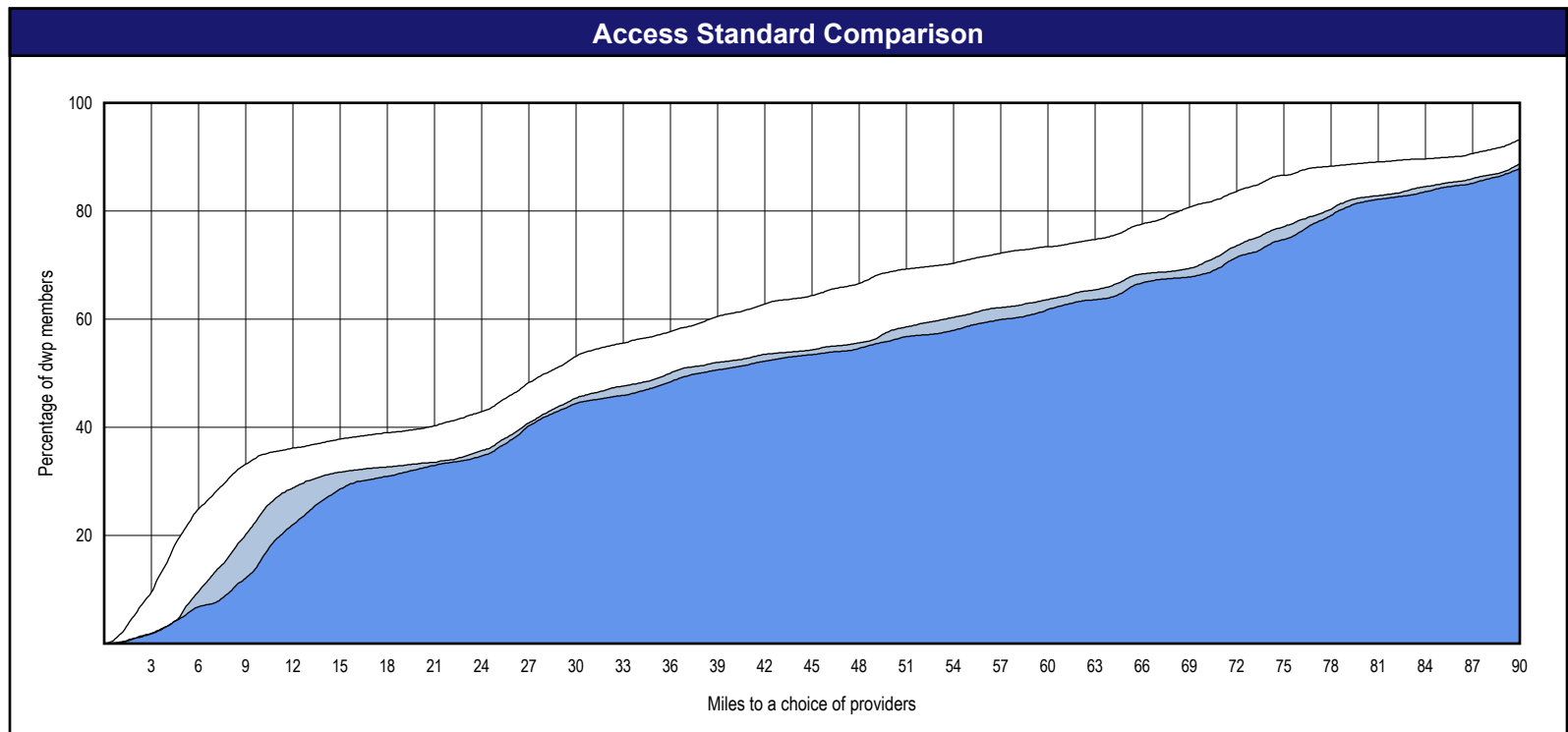
¹ The Access Standard is defined as (DWP Members (Iowa)) dwp members accessing:

1 (Orthodontists (Iowa)) provider in 90 miles and 90 minutes



Distances/Times

	Average
Distance/Time to 1st closest provider	36.6 miles 45.1 mins
Distance/Time to 2nd closest provider	45.1 miles 58.4 mins
Distance/Time to 3rd closest provider	47.2 miles 61.6 mins



Access Overview - Oral Surgeons (90 miles/90 minutes)


July 7, 2020

Access Analysis
 Oral Surgeons (90 miles/90 minutes)
 DWP Member / Provider Groups
 DWP Members (Iowa)
 Oral Surgeons (Iowa)

Comparison Graph
 Percent of dwp members with access to a choice of providers over miles

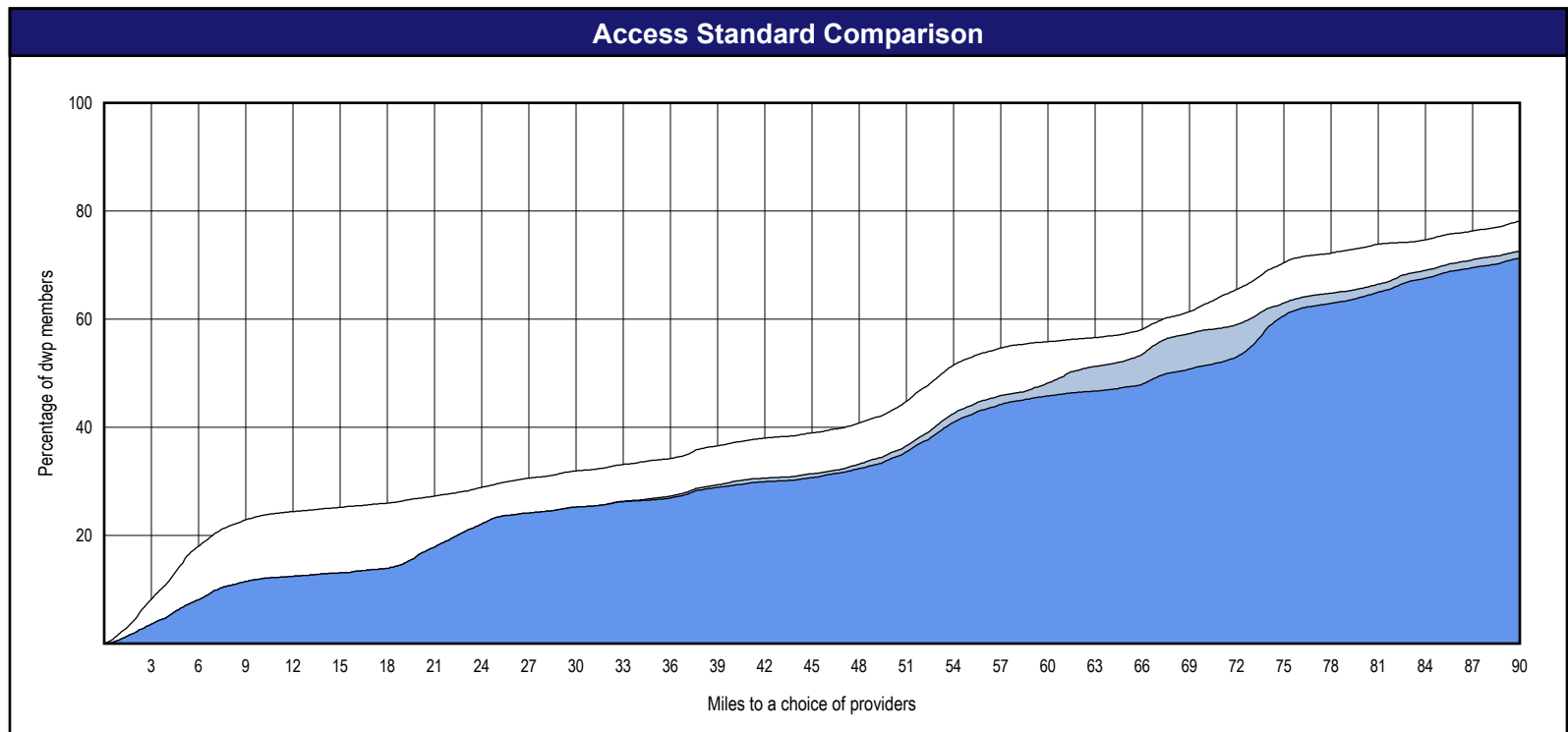
- 1st closest
- 2nd closest
- 3rd closest

¹ The Access Standard is defined as (DWP Members (Iowa)) dwp members accessing:
 1 (Oral Surgeons (Iowa)) provider in 90 miles and 90 minutes



Distances/Times

	Average
Distance/Time to 1st closest provider	52.5 miles 67.0 mins
Distance/Time to 2nd closest provider	61.2 miles 75.6 mins
Distance/Time to 3rd closest provider	62.8 miles 79.4 mins



Access Overview - Endodontists (90 miles/90 minutes)

July 7, 2020

Access Analysis
Endodontists (90 miles/90 minutes)


DWP Member / Provider Groups
DWP Members (Iowa)
Endodontists (Iowa)

Comparison Graph
Percent of dwp members with access to a choice of providers over miles

- 1st closest
- 2nd closest
- 3rd closest

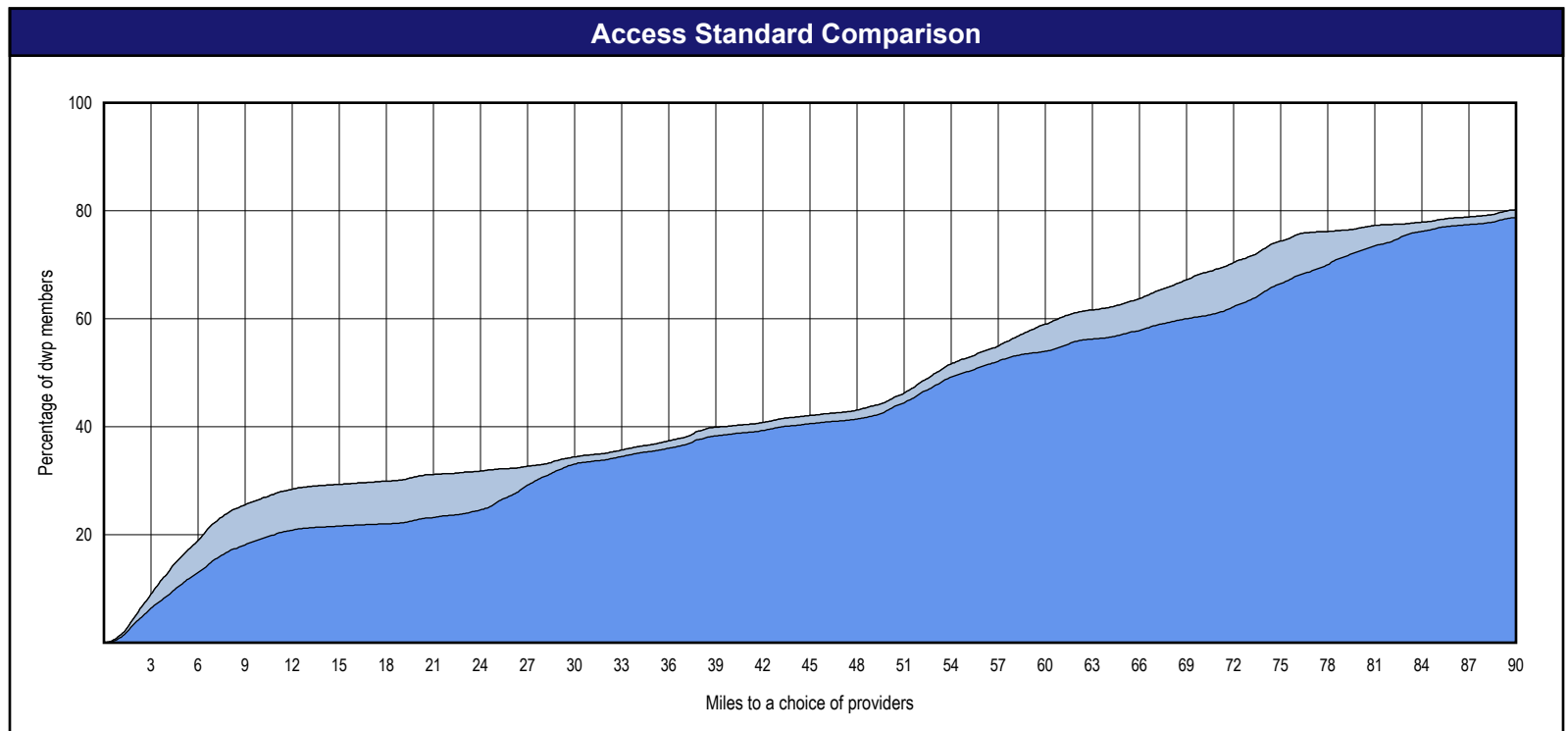
¹ The Access Standard is defined as (DWP Members (Iowa)) dwp members accessing:

1 (Endodontists (Iowa)) provider in 90 miles and 90 minutes



Distances/Times

	Average
Distance/Time to 1st closest provider	55.3 miles 78.5 mins
Distance/Time to 2nd closest provider	55.3 miles 78.5 mins
Distance/Time to 3rd closest provider	59.5 miles 87.2 mins



Access Overview - Prosthodontists (90 miles/90 minutes)

July 7, 2020


Access Analysis
Prosthodontists (90 miles/90 minutes)

DWP Member / Provider Groups
DWP Members (Iowa)
Prosthodontists (Iowa)

Comparison Graph
Percent of dwp members with access to a choice of providers over miles

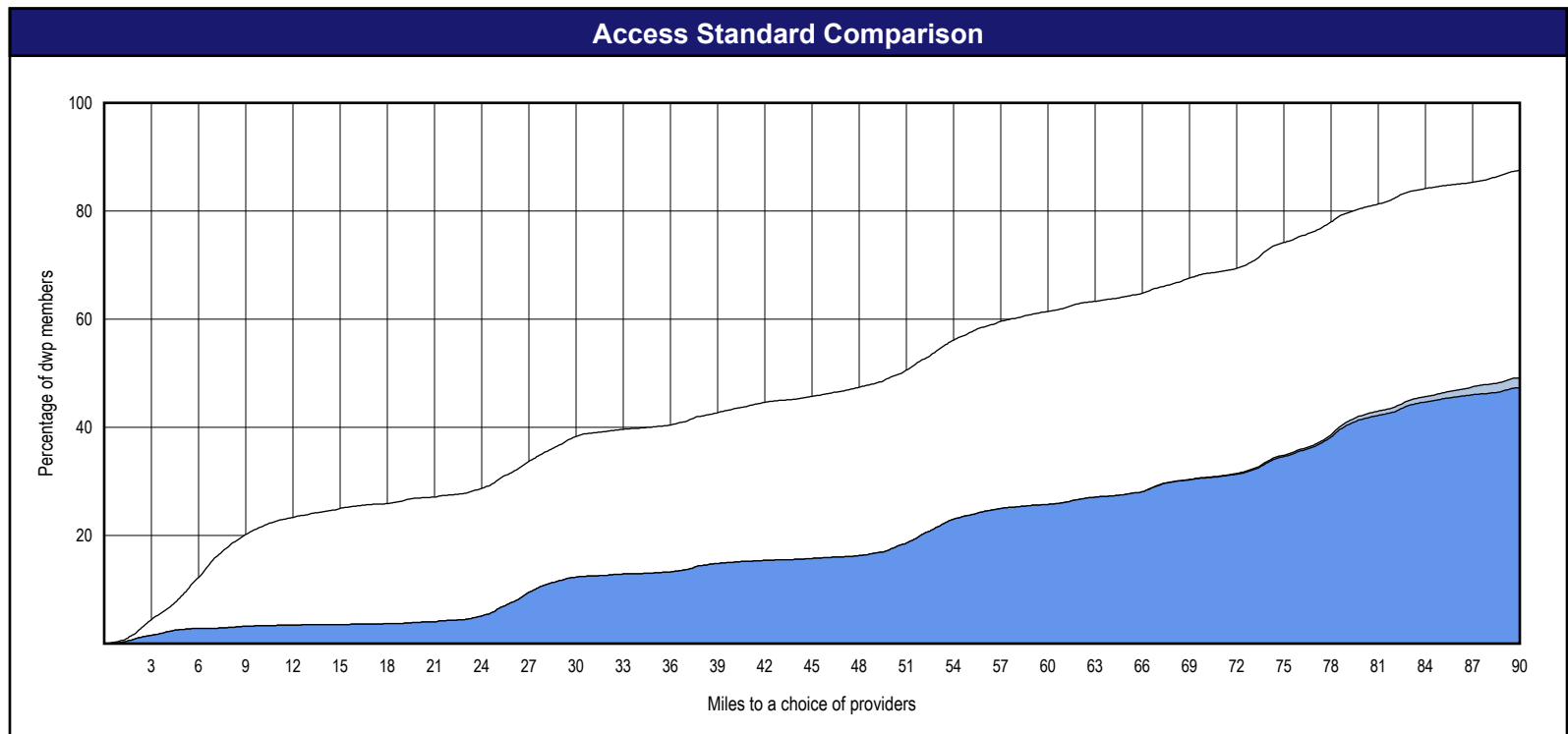
- 1st closest
- 2nd closest
- 3rd closest

¹ The Access Standard is defined as (DWP Members (Iowa)) dwp members accessing:
1 (Prosthodontists (Iowa)) provider in 90 miles and 90 minutes



Distances/Times

	Average
Distance/Time to 1st closest provider	49.3 miles 67.9 mins
Distance/Time to 2nd closest provider	88.3 miles 129.0 mins
Distance/Time to 3rd closest provider	107.3 miles 162.0 mins



Access Overview - Periodontists (90 miles/90 minutes)

July 7, 2020

Access Analysis
Periodontists (90 miles/90 minutes)


DWP Member / Provider Groups
DWP Members (Iowa)
Periodontists (Iowa)

Comparison Graph
Percent of dwp members with access to a choice of providers over miles

- 1st closest
- 2nd closest
- 3rd closest

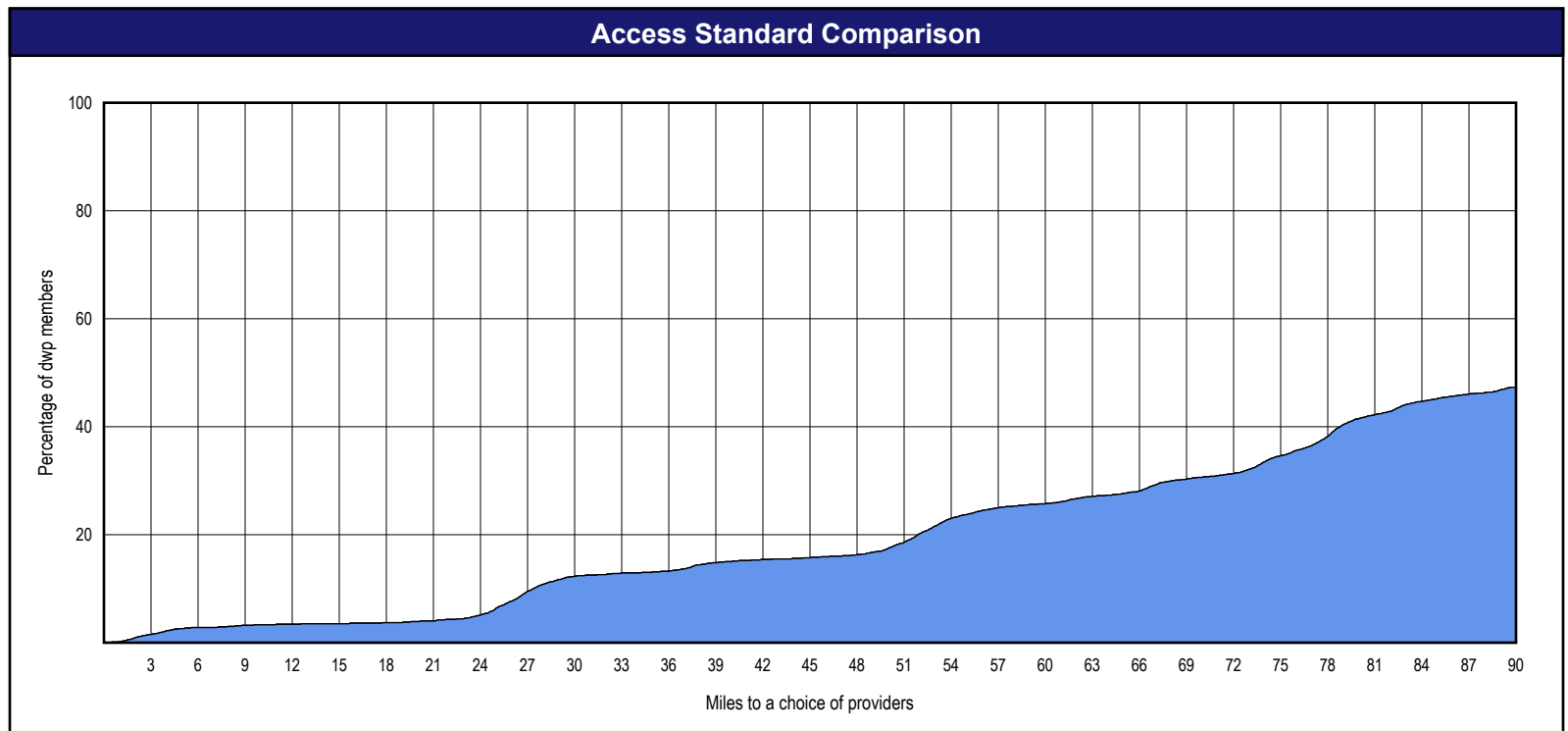
¹ The Access Standard is defined as (DWP Members (Iowa)) dwp members accessing:

1 (Periodontists (Iowa)) provider in 90 miles and 90 minutes



Distances/Times

	Average
Distance/Time to 1st closest provider	107.3 miles 162.0 mins
Distance/Time to 2nd closest provider	107.3 miles 162.0 mins
Distance/Time to 3rd closest provider	107.3 miles 162.0 mins



All Dentists Access Map

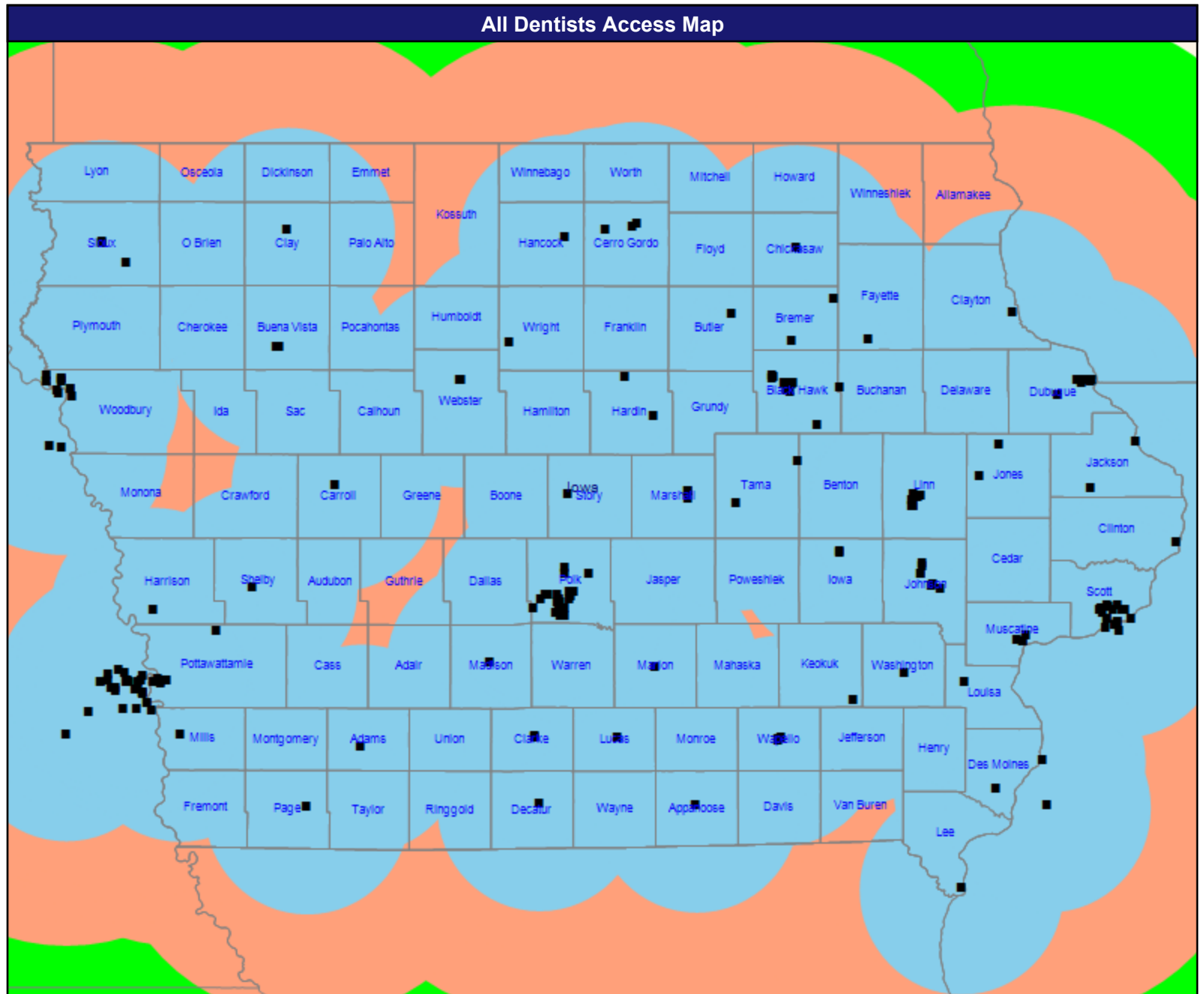
July 7, 2020

All Dentists

Total Providers: 893

- All providers
- 30 mile radius
- 60 mile radius
- 90 mile radius

41.42 miles



Endodontists Access Map

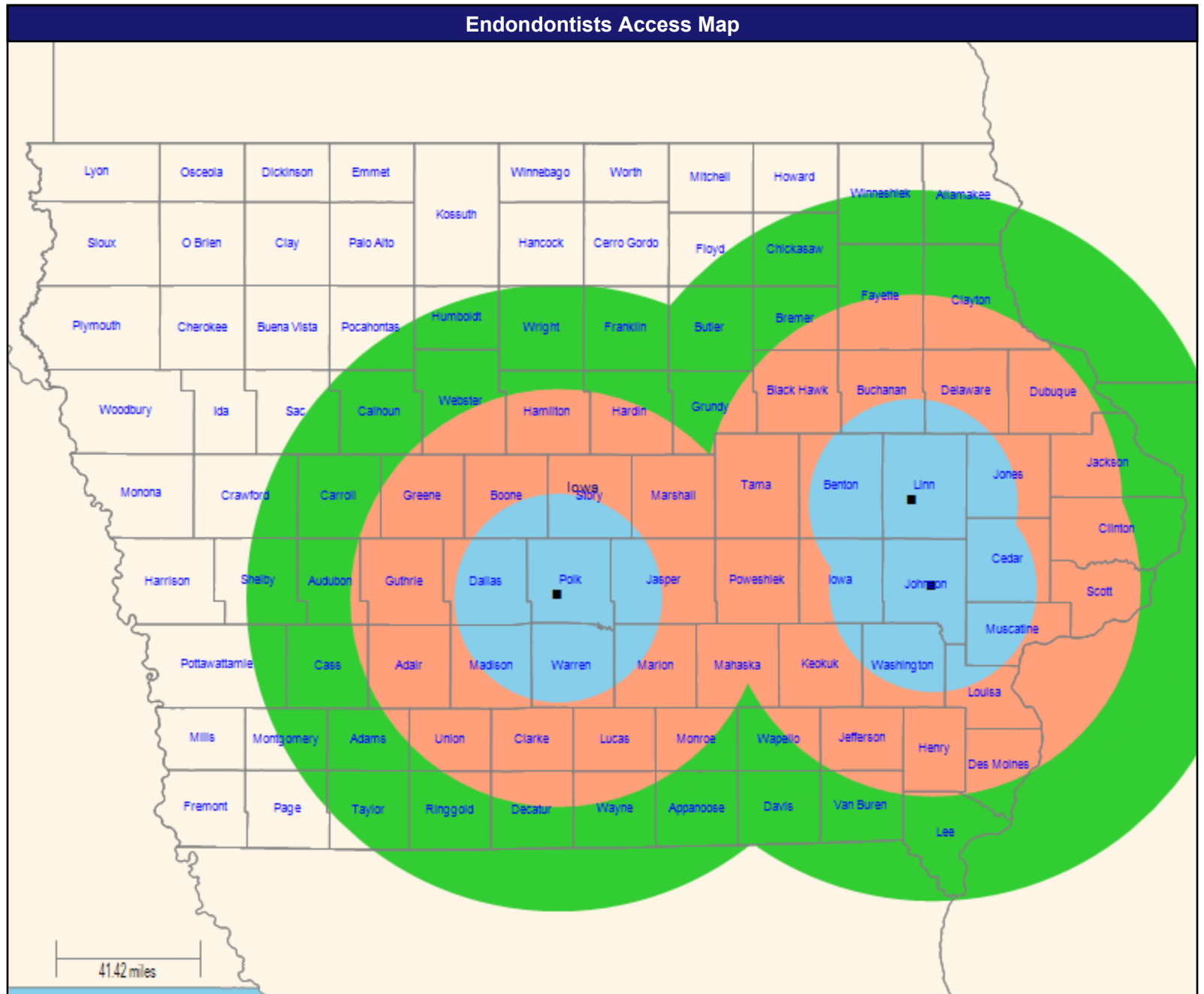
July 7, 2020

Endodontists

Total Providers: 10

- All providers
- 30 mile radius
- 60 mile radius
- 90 mile radius

41.42 miles



General Dentists Access Map

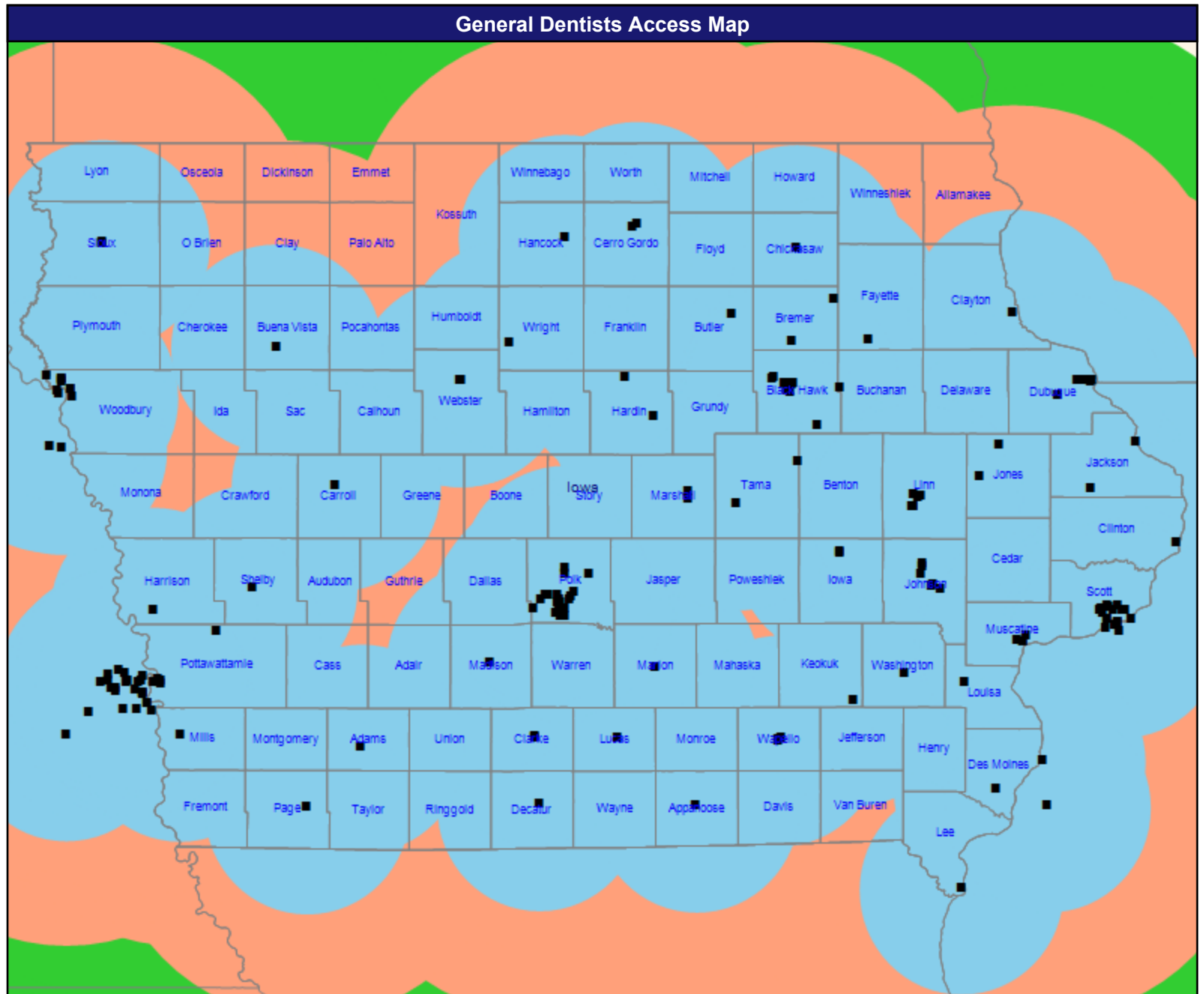
July 7, 2020

General Dentists

Total Providers: 684

- All providers
- 30 mile radius
- 60 mile radius
- 90 mile radius

41.42 miles



Orthodontists Access Map

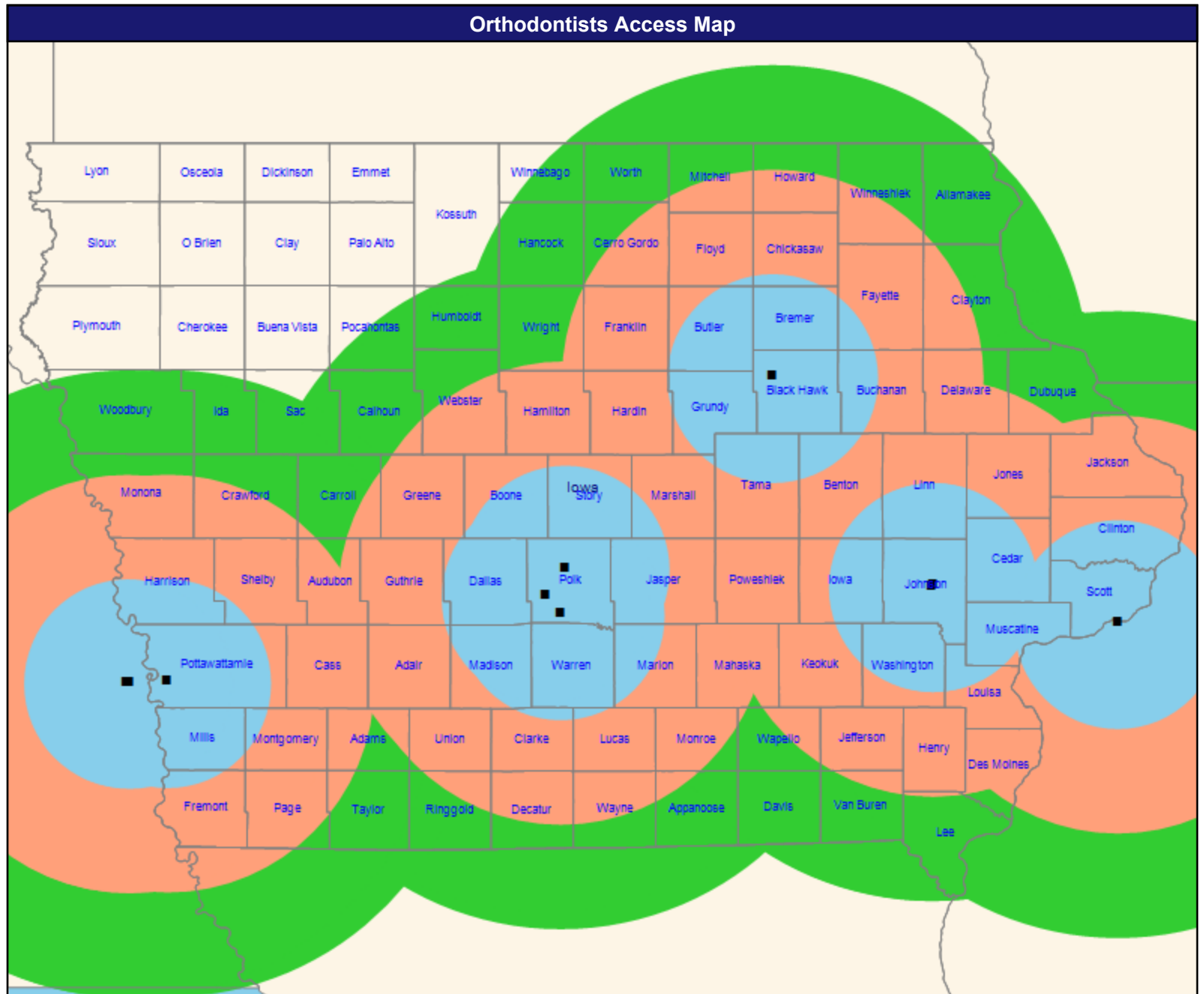
July 7, 2020

Orthodontists

Total Providers: 22

- All providers
- 30 mile radius
- 60 mile radius
- 90 mile radius

41.42 miles



Pediatric Dentists Access Map

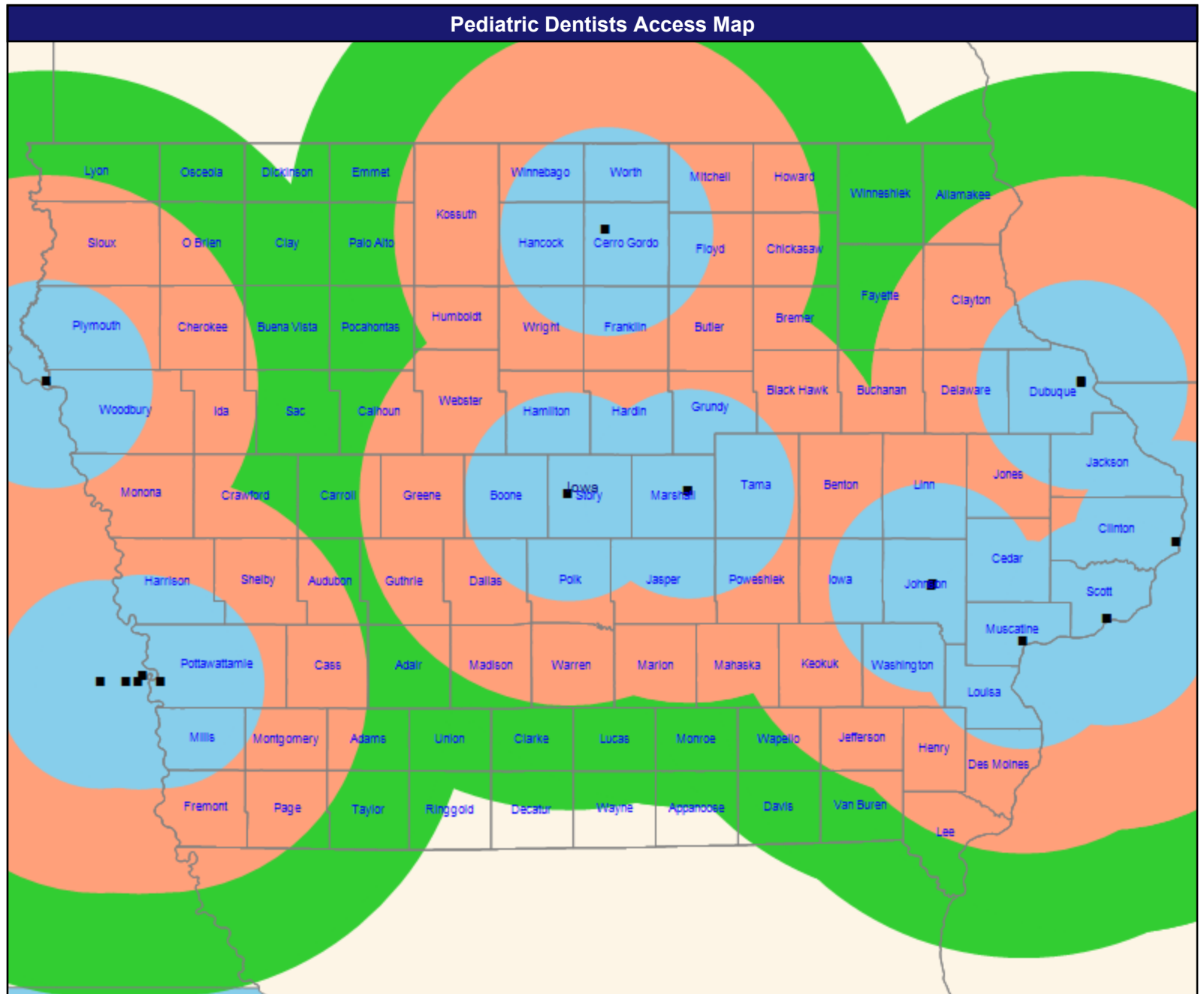
July 7, 2020

Pediatric Dentists

Total Providers: 52

- All providers
- 30 mile radius
- 60 mile radius
- 90 mile radius

41.42 miles



Periodontists Access Map

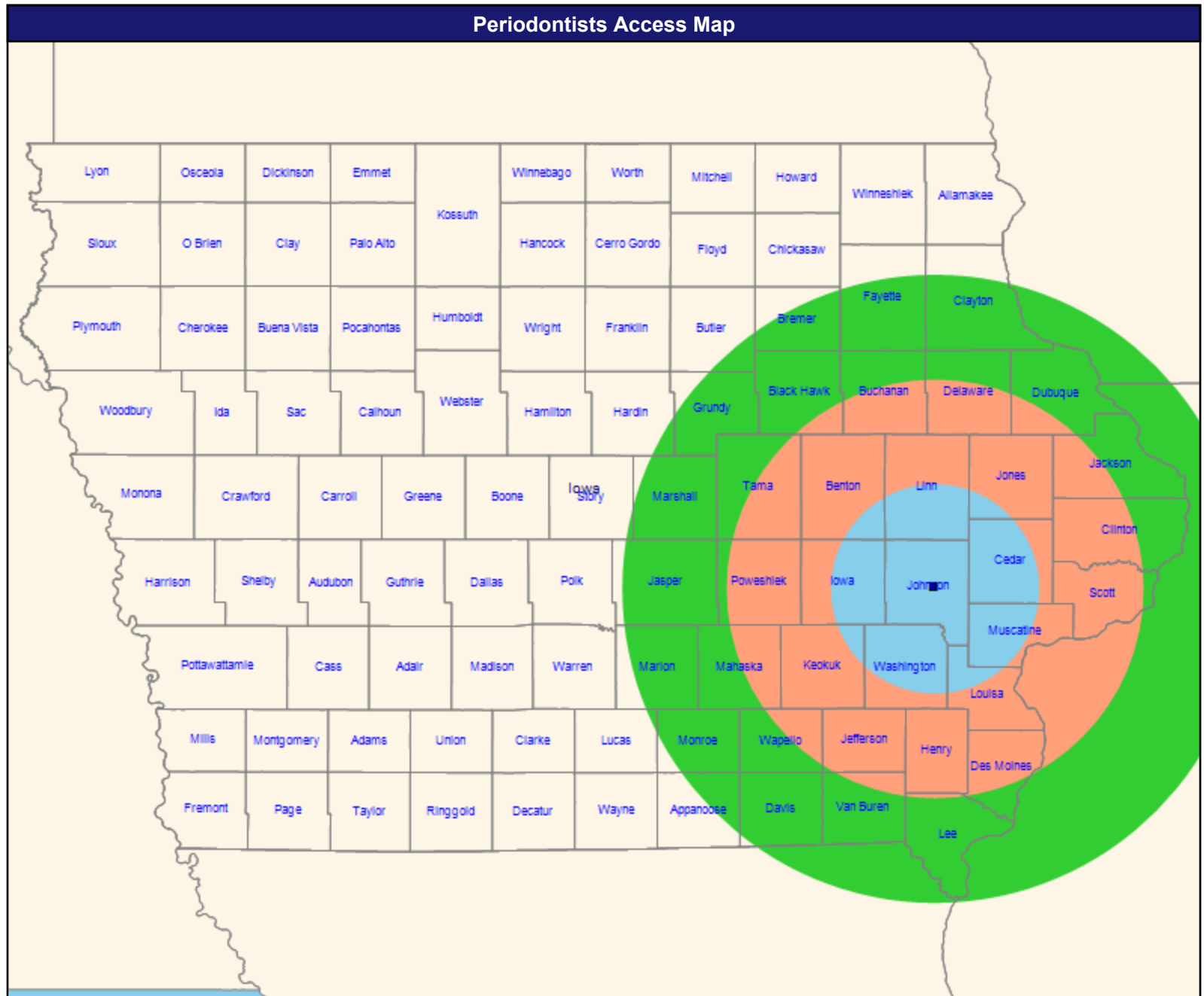
July 7, 2020

Periodontists

Total Providers: 9

- All providers
- 30 mile radius
- 60 mile radius
- 90 mile radius

41.42 miles



Prosthodontists Access Map

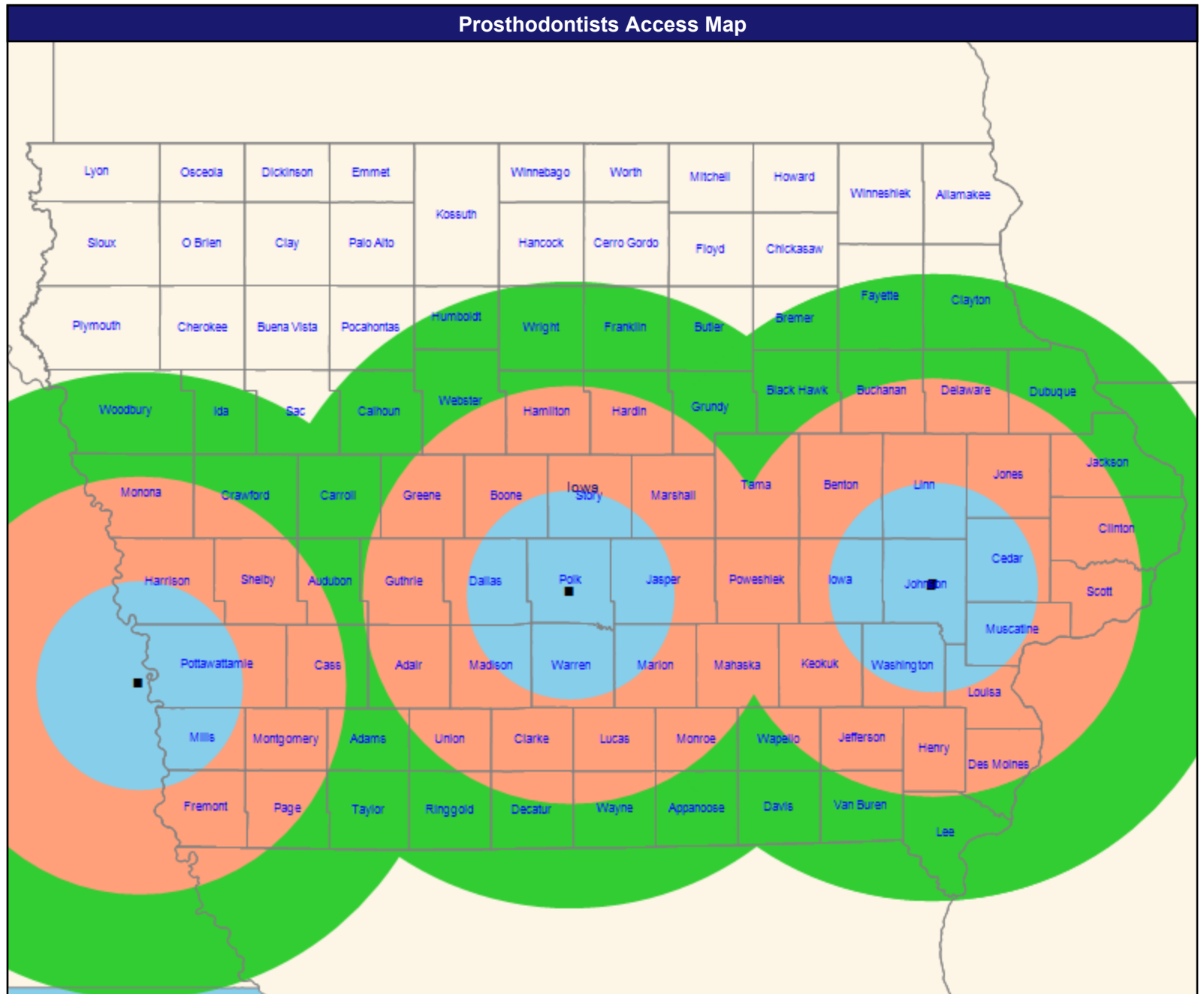
July 7, 2020

Prosthodontists

Total Providers: 18

- All providers
- 30 mile radius
- 60 mile radius
- 90 mile radius

41.42 miles



Access Summary By County

July 7, 2020

Access Analysis

All Access

DWP Member Group
DWP Members (Iowa)

Provider Group
General Dentists (Iowa)
Pediatric Dentists (Iowa)
Endodontists (Iowa)
Oral Surgeons (Iowa)
Orthodontists (Iowa)
Periodontists (Iowa)
Prosthodontists (Iowa)

¹ Provider counts represent:
#: Provider access points
P: Unique providers
L: Unique provider locations

** These records have been excluded from the analysis because of invalid zip codes.

All DWP Members												
DWP Member		Provider	With Access		Without Access		Counts ¹			Average Distance		
Group	#	Standard	#	%	#	%	#	P	L	1	2	3
DWP Members	121,800	1 in 30 miles and 30 mins	114,009	93.6	7,791	6.4	653	653	159	8.0	10.2	11.3
		1 in 60 miles and 60 mins	121,385	99.7	415	0.3	653	653	159	8.0	10.2	11.3
		1 in 90 miles and 90 mins	121,800	100.0	0	0.0	653	653	159	8.0	10.2	11.3
		1 in 30 miles and 30 mins	42,887	35.2	78,913	64.8	49	49	16	32.5	42.3	53.9
		1 in 60 miles and 60 mins	97,623	80.2	24,177	19.8	49	49	16	32.5	42.3	53.9
		1 in 90 miles and 90 mins	117,988	96.9	3,812	3.1	49	49	16	32.5	42.3	53.9
		1 in 30 miles and 30 mins	38,431	31.6	83,369	68.4	10	10	3	55.3	55.3	59.5
		1 in 60 miles and 60 mins	50,918	41.8	70,882	58.2	10	10	3	55.3	55.3	59.5
		1 in 90 miles and 90 mins	75,706	62.2	46,094	37.8	10	10	3	55.3	55.3	59.5
		1 in 30 miles and 30 mins	36,101	29.6	85,699	70.4	63	63	10	52.5	61.2	62.8
		1 in 60 miles and 60 mins	52,368	43.0	69,432	57.0	63	63	10	52.5	61.2	62.8
		1 in 90 miles and 90 mins	83,643	68.7	38,157	31.3	63	63	10	52.5	61.2	62.8
		1 in 30 miles and 30 mins	51,748	42.5	70,052	57.5	22	22	10	36.6	45.1	47.2
		1 in 60 miles and 60 mins	83,018	68.2	38,782	31.8	22	22	10	36.6	45.1	47.2
		1 in 90 miles and 90 mins	101,787	83.6	20,013	16.4	22	22	10	36.6	45.1	47.2
		1 in 30 miles and 30 mins	5,056	4.2	116,744	95.8	9	9	1	107.3	107.3	107.3
		1 in 60 miles and 60 mins	18,805	15.4	102,995	84.6	9	9	1	107.3	107.3	107.3
		1 in 90 miles and 90 mins	30,946	25.4	90,854	74.6	9	9	1	107.3	107.3	107.3
		1 in 30 miles and 30 mins	33,644	27.6	88,156	72.4	18	18	4	49.3	88.3	107.3
		1 in 60 miles and 60 mins	56,408	46.3	65,392	53.7	18	18	4	49.3	88.3	107.3
		1 in 90 miles and 90 mins	79,535	65.3	42,265	34.7	18	18	4	49.3	88.3	107.3

Key Geographic Areas									
County	DWP Member	Provider	With Access		Without Access		Average Distance		
	#	Standard	#	%	#	%	1	2	3
Polk, IA	20,749	1 in 60 miles and 60 mins	20,749	100.0	0	0.0	5.4	5.4	5.4
		1 in 90 miles and 90 mins	20,749	100.0	0	0.0	5.4	5.4	5.4
		1 in 30 miles and 30 mins	20,749	100.0	0	0.0	1.7	2.0	2.1
		1 in 60 miles and 60 mins	20,749	100.0	0	0.0	1.7	2.0	2.1
		1 in 90 miles and 90 mins	20,749	100.0	0	0.0	1.7	2.0	2.1
		1 in 30 miles and 30 mins	20,749	100.0	0	0.0	4.5	8.9	12.3
		1 in 60 miles and 60 mins	20,749	100.0	0	0.0	4.5	8.9	12.3
		1 in 90 miles and 90 mins	20,749	100.0	0	0.0	4.5	8.9	12.3
		1 in 60 miles and 60 mins	20,749	100.0	0	0.0	31.1	57.6	57.8
		1 in 90 miles and 90 mins	20,749	100.0	0	0.0	31.1	57.6	57.8
		1 in 30 miles and 30 mins	20,749	100.0	0	0.0	6.6	109.7	109.7
		1 in 60 miles and 60 mins	20,749	100.0	0	0.0	6.6	109.7	109.7
1 in 90 miles and 90 mins	20,749	100.0	0	0.0	6.6	109.7	109.7		
		1 in 30 miles and 30 mins	20,741	99.9	8	0.1	5.4	5.4	5.4