



# ***Network Access Analysis***

***Dental Wellness Plan***  
***MCNA Dental***

---

*April 8, 2020*

# Contents

## Report Contents

Access Overview - All Dentists (30 miles/30 minutes)	4
Access Overview - General Dentists (30 miles/30 minutes)	5
Access Overview - Pediatric Dentists (30 miles/30 minutes)	6
Access Overview - Orthodontists (30 miles/30 minutes)	7
Access Overview - Oral Surgeons (30 miles/30 minutes)	8
Access Overview - Periodontists (30 miles/30 minutes)	9
Access Overview - Endodontists (30 miles/30 minutes)	10
Access Overview - Prosthodontists (30 miles/30 minutes)	11
Access Overview - All Dentists (60 miles/60 minutes)	12
Access Overview - General Dentists (60 miles/60 minutes)	13
Access Overview - Pediatric Dentists (60 miles/60 minutes)	14
Access Overview - Orthodontists (60 miles/60 minutes)	15
Access Overview - Oral Surgeons (60 miles/60 minutes)	16
Access Overview - Endodontists (60 miles/60 minutes)	17
Access Overview - Prosthodontists (60 miles/60 minutes)	18
Access Overview - Periodontists (60 miles/60 minutes)	19
Access Overview - All Dentists (90 miles/90 minutes)	20
Access Overview - General Dentists (90 miles/90 minutes)	21
Access Overview - Pediatric Dentists (90 miles/90 minutes)	22
Access Overview - Orthodontists (90 miles/90 minutes)	23
Access Overview - Oral Surgeons (90 miles/90 minutes)	24
Access Overview - Endodontists (90 miles/90 minutes)	25
Access Overview - Prosthodontists (90 miles/90 minutes)	26
Access Overview - Periodontists (90 miles/90 minutes)	27

# Contents

---

## Report Contents

All Dentists Access Map . . . . .	28
Endodontists Access Map . . . . .	29
General Dentists Access Map . . . . .	30
Oral Surgeons Access Map . . . . .	31
Orthodontists Access Map . . . . .	32
Pediatric Dentists Access Map . . . . .	33
Periodontists Access Map . . . . .	34
Prosthodontists Access Map . . . . .	35
Access Summary By County . . . . .	36
Access Detail By County . . . . .	37

# Access Overview - All Dentists (30 miles/30 minutes)

April 8, 2020

**Access Analysis**

All Dentists (30 miles/30 minutes)

DWP Member / Provider Groups

DWP Members (Iowa)

All Dentists (Iowa)

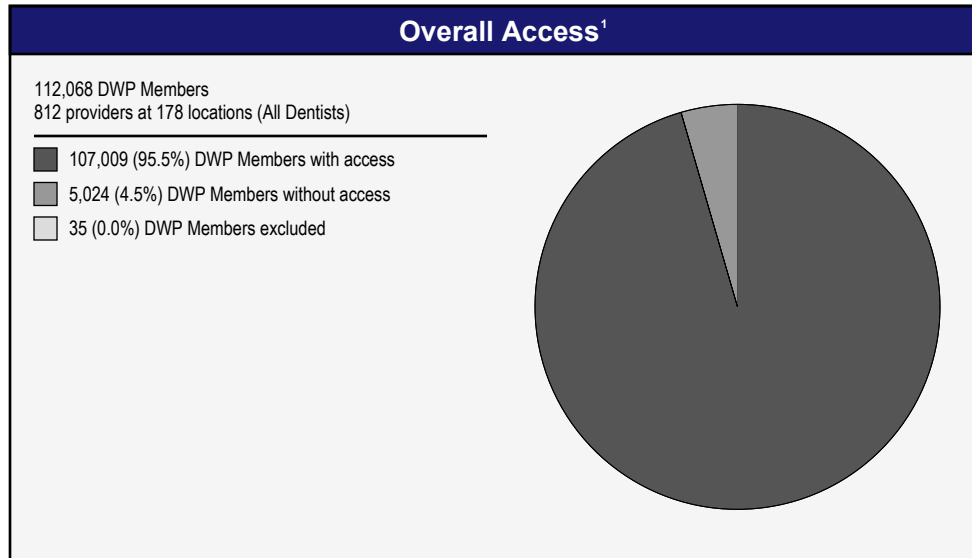
**Comparison Graph**

Percent of dwp members with access to a choice of providers over miles

- 1st closest
- 2nd closest
- 3rd closest

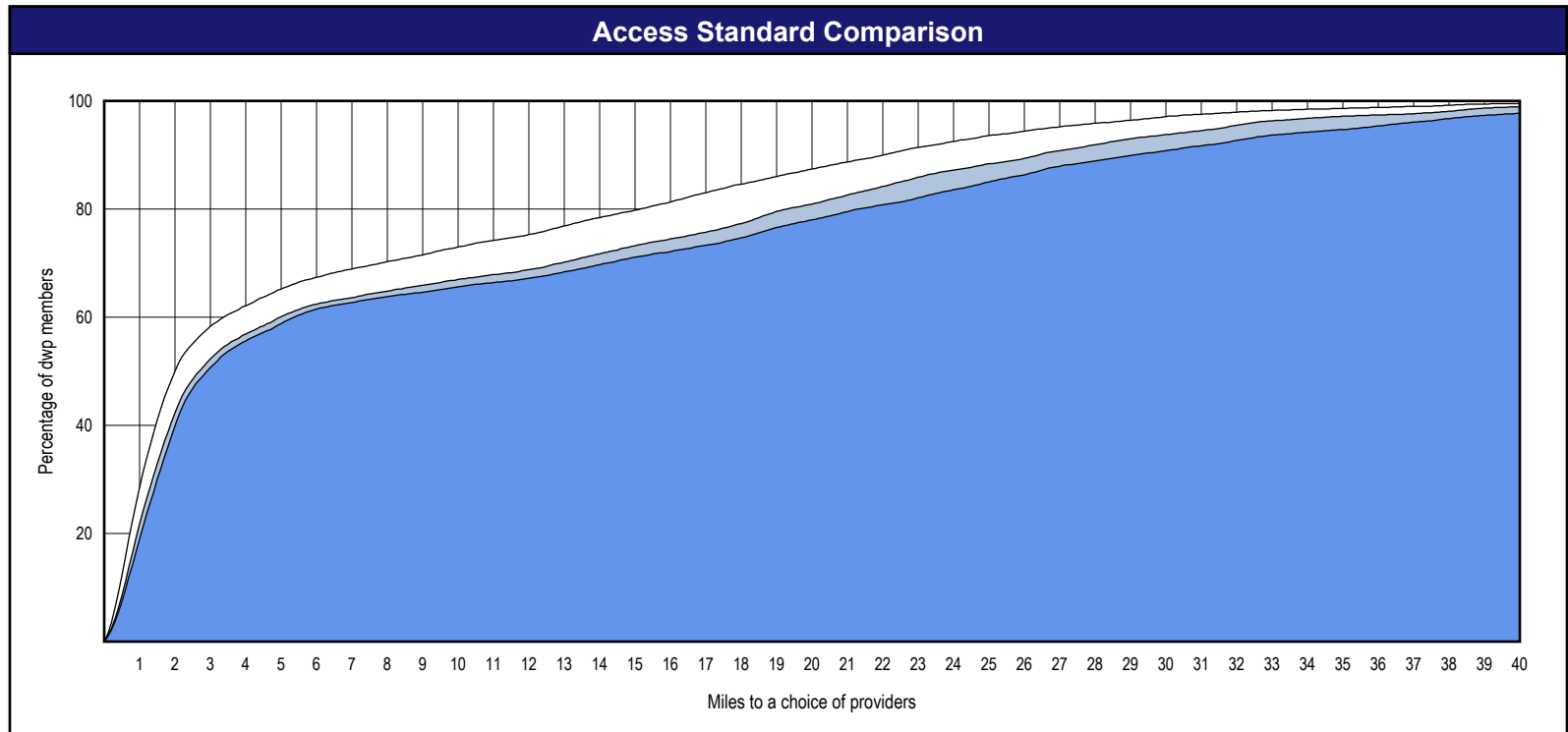
<sup>1</sup> The Access Standard is defined as (DWP Members (Iowa)) dwp members accessing:

1 (All Dentists (Iowa)) provider in 30 miles and 30 minutes



### Distances/Times

	Average
Distance/Time to 1st closest provider	7.1 miles 7.9 mins
Distance/Time to 2nd closest provider	9.0 miles 10.2 mins
Distance/Time to 3rd closest provider	10.0 miles 11.3 mins



# Access Overview - General Dentists (30 miles/30 minutes)

April 8, 2020

Access Analysis  
General Dentists (30 miles/30 minutes)

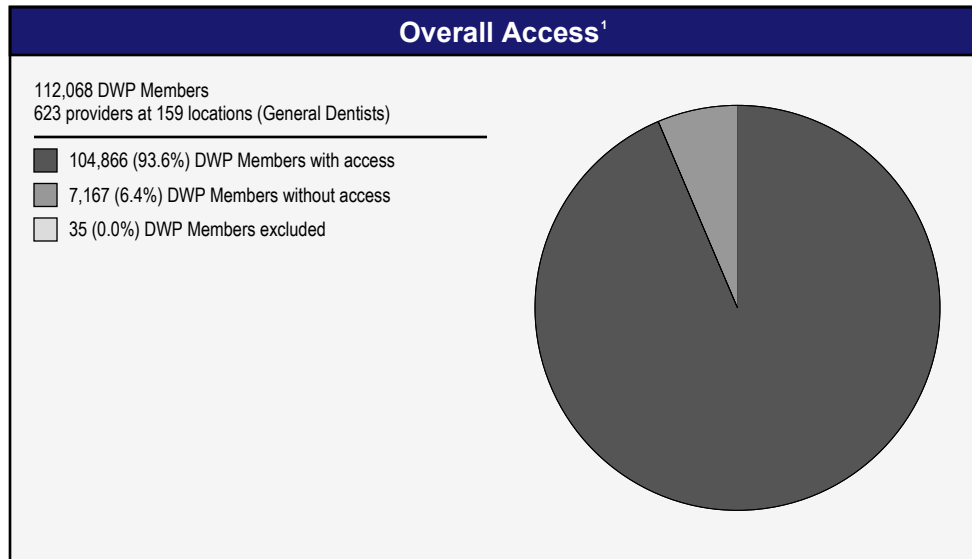
DWP Member / Provider Groups  
DWP Members (Iowa)  
General Dentists (Iowa)

Comparison Graph  
Percent of dwp members with access to a choice of providers over miles

- 1st closest
- 2nd closest
- 3rd closest

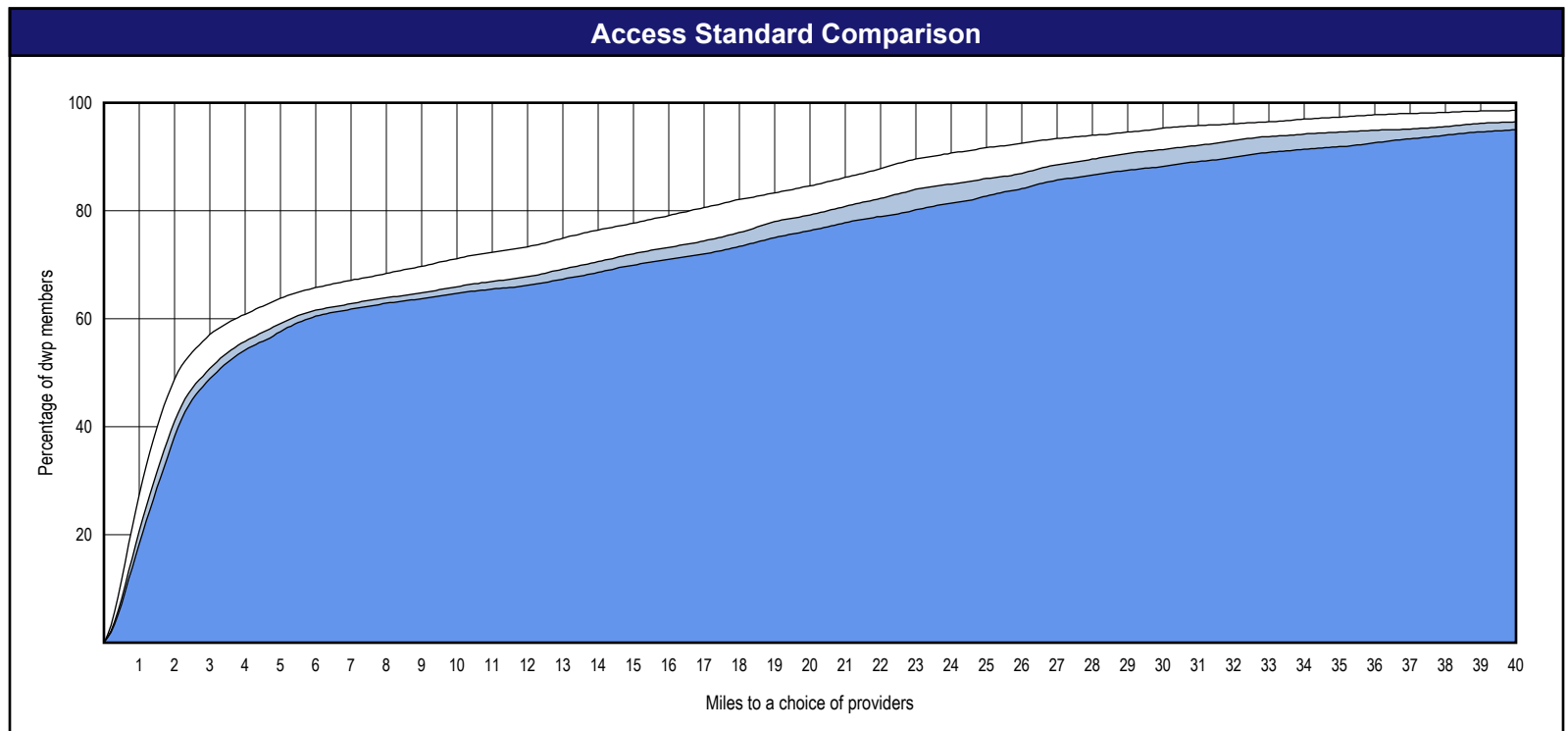
<sup>1</sup> The Access Standard is defined as (DWP Members (Iowa)) dwp members accessing:

1 (General Dentists (Iowa)) provider in 30 miles and 30 minutes



### Distances/Times

	Average
Distance/Time to 1st closest provider	7.9 miles 8.9 mins
Distance/Time to 2nd closest provider	10.1 miles 11.3 mins
Distance/Time to 3rd closest provider	11.1 miles 12.5 mins



# Access Overview - Pediatric Dentists (30 miles/30 minutes)

April 8, 2020


Access Analysis  
 Pediatric Dentists (30 miles/30 minutes)

DWP Member / Provider Groups  
 DWP Members (Iowa)  
 Pediatric Dentists (Iowa)

Comparison Graph  
 Percent of dwp members with access to a choice of providers over miles

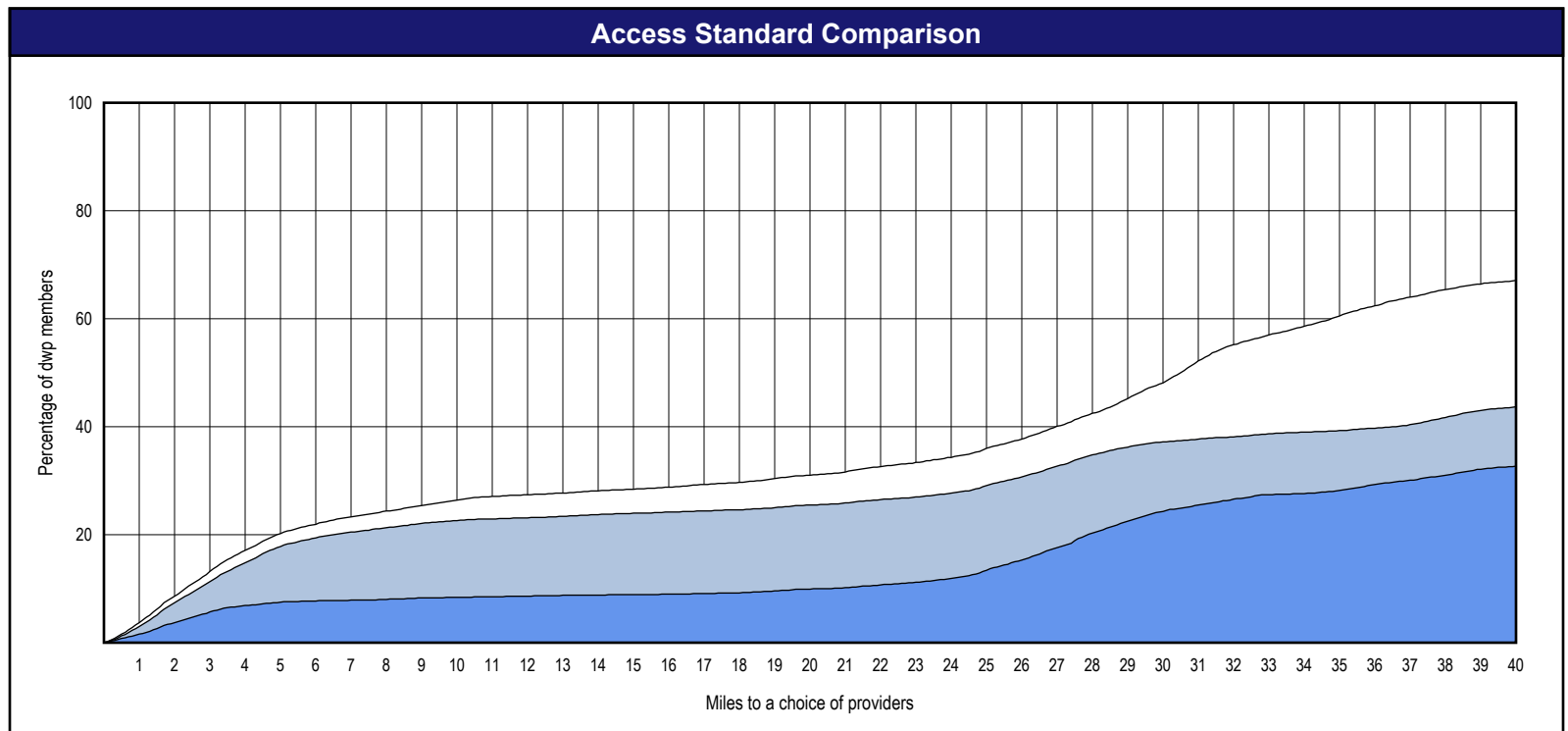
- 1st closest
- 2nd closest
- 3rd closest

<sup>1</sup> The Access Standard is defined as (DWP Members (Iowa)) dwp members accessing:  
 1 (Pediatric Dentists (Iowa)) provider in 30 miles and 30 minutes



### Distances/Times

	Average
Distance/Time to 1st closest provider	32.5 miles 38.1 mins
Distance/Time to 2nd closest provider	42.2 miles 49.7 mins
Distance/Time to 3rd closest provider	53.8 miles 64.2 mins



# Access Overview - Orthodontists (30 miles/30 minutes)

April 8, 2020

Access Analysis  
Orthodontists (30 miles/30 minutes)


DWP Member / Provider Groups  
DWP Members (Iowa)  
Orthodontists (Iowa)

Comparison Graph  
Percent of dwp members with access to a choice of providers over miles

- 1st closest
- 2nd closest
- 3rd closest

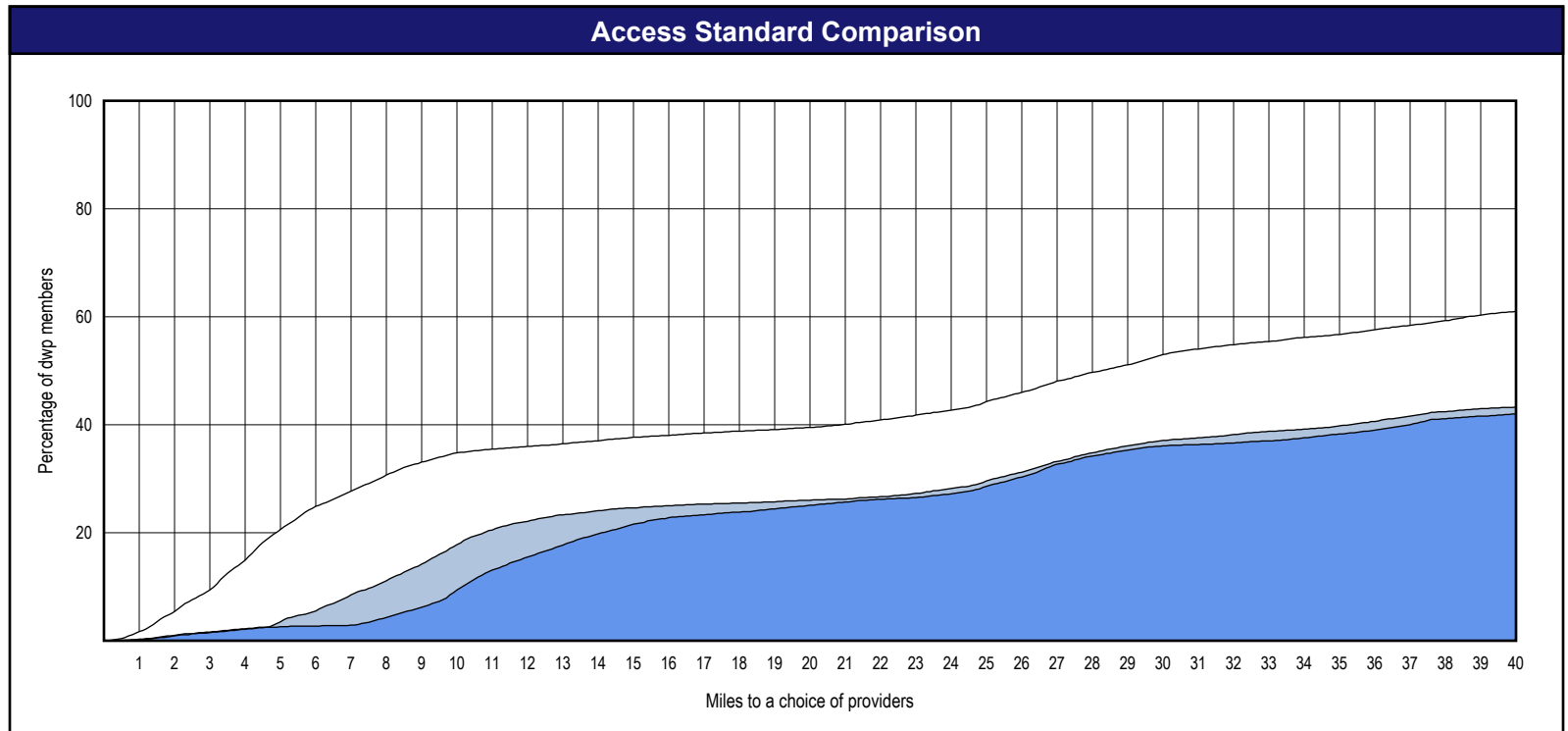
<sup>1</sup> The Access Standard is defined as (DWP Members (Iowa)) dwp members accessing:

1 (Orthodontists (Iowa)) provider in 30 miles and 30 minutes



### Distances/Times

	Average
Distance/Time to 1st closest provider	36.7 miles 45.2 mins
Distance/Time to 2nd closest provider	49.5 miles 65.9 mins
Distance/Time to 3rd closest provider	51.5 miles 69.5 mins



# Access Overview - Oral Surgeons (30 miles/30 minutes)

April 8, 2020

Access Analysis  
Oral Surgeons (30 miles/30 minutes)


DWP Member / Provider Groups  
DWP Members (Iowa)  
Oral Surgeons (Iowa)

Comparison Graph  
Percent of dwp members with access to a choice of providers over miles

- 1st closest
- 2nd closest
- 3rd closest

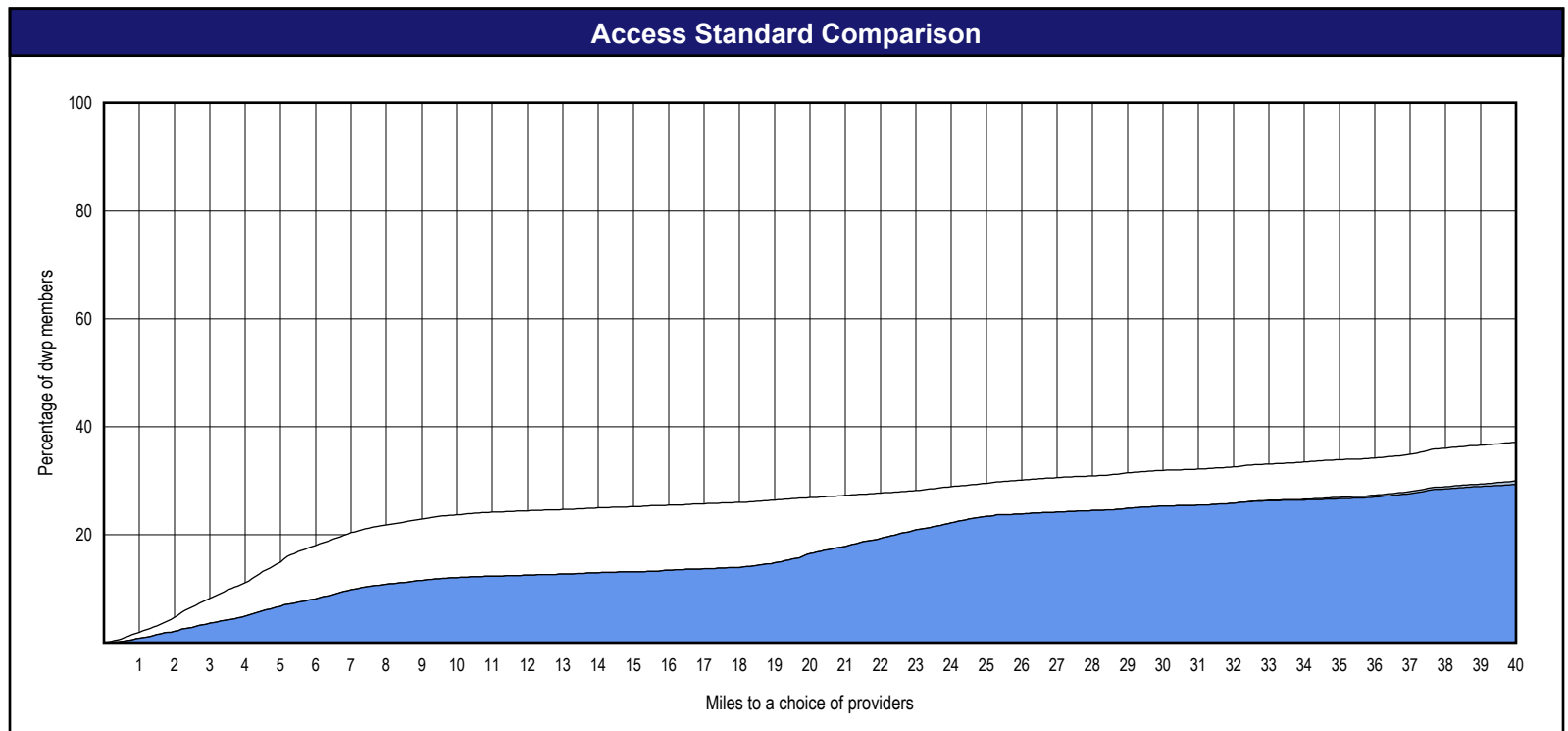
<sup>1</sup> The Access Standard is defined as (DWP Members (Iowa)) dwp members accessing:

1 (Oral Surgeons (Iowa)) provider in 30 miles and 30 minutes



### Distances/Times

	Average
Distance/Time to 1st closest provider	52.5 miles 66.9 mins
Distance/Time to 2nd closest provider	61.1 miles 75.5 mins
Distance/Time to 3rd closest provider	62.7 miles 79.3 mins





# Access Overview - Periodontists (30 miles/30 minutes)

April 8, 2020

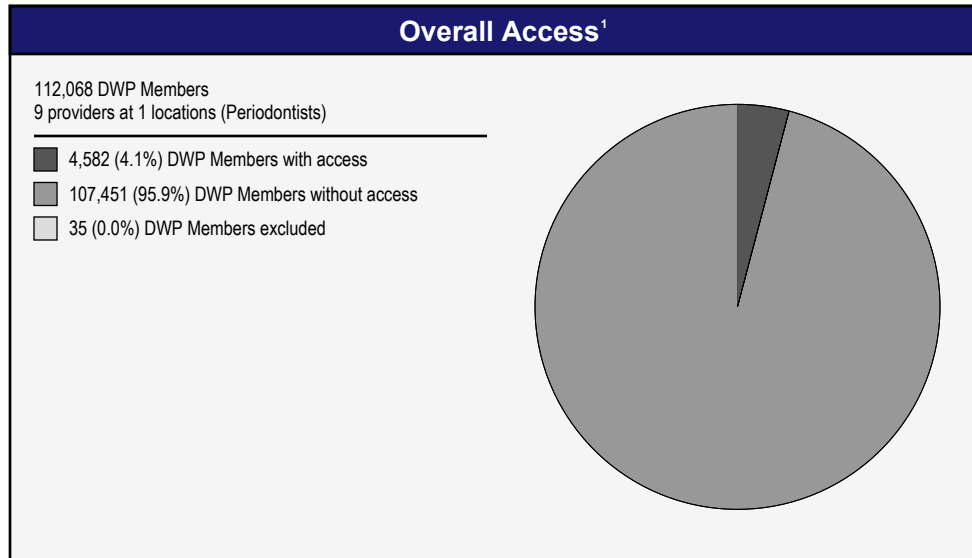
Access Analysis  
Periodontists (30 miles/30 minutes)

DWP Member / Provider Groups  
DWP Members (Iowa)  
Periodontists (Iowa)

Comparison Graph  
Percent of dwp members with access to a choice of providers over miles

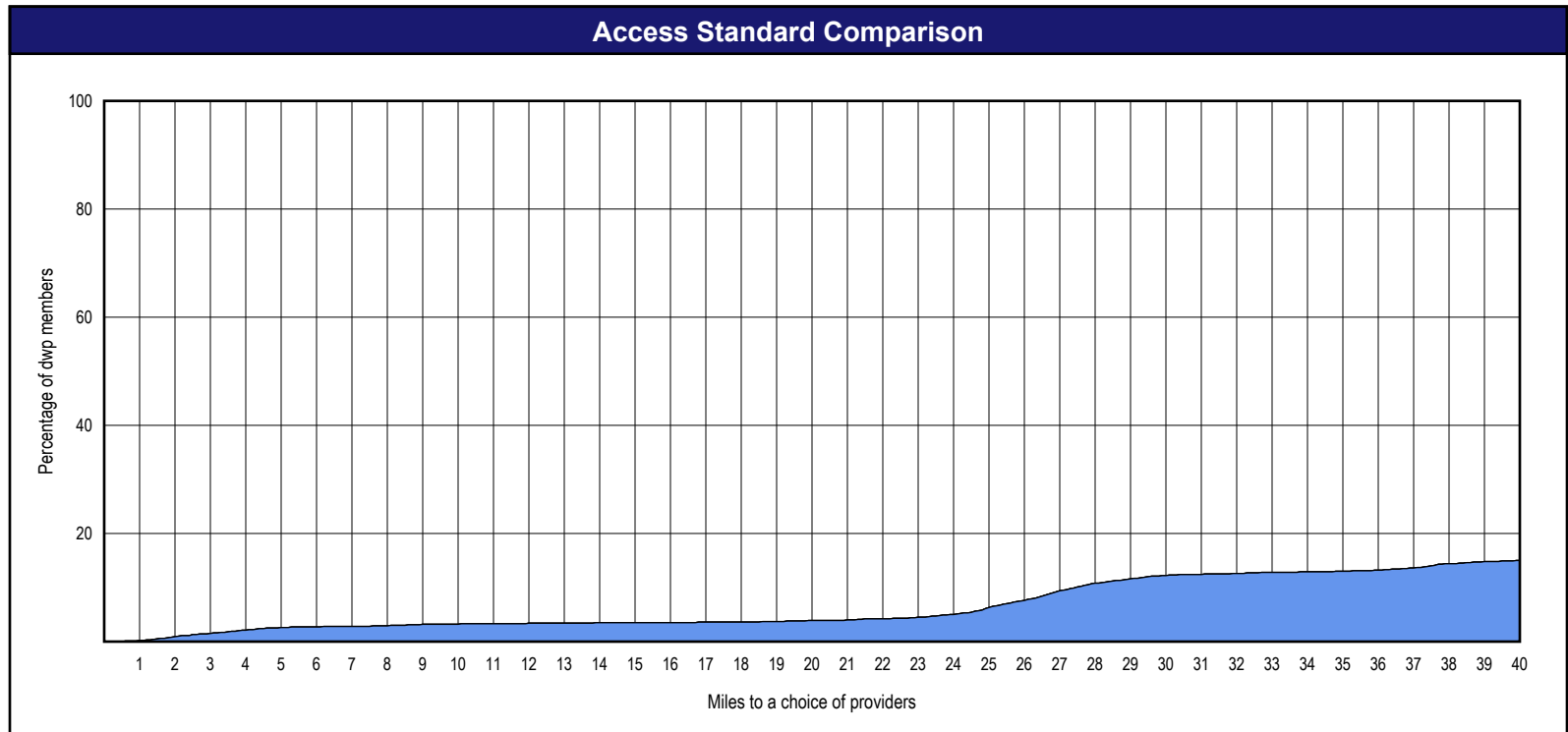
- 1st closest
- 2nd closest
- 3rd closest

<sup>1</sup> The Access Standard is defined as (DWP Members (Iowa)) dwp members accessing:  
1 (Periodontists (Iowa)) provider in 30 miles and 30 minutes



### Distances/Times

	Average
Distance/Time to 1st closest provider	107.4 miles 162.0 mins
Distance/Time to 2nd closest provider	107.4 miles 162.0 mins
Distance/Time to 3rd closest provider	107.4 miles 162.0 mins



# Access Overview - Endodontists (30 miles/30 minutes)

April 8, 2020

Access Analysis  
Endodontists (30 miles/30 minutes)


DWP Member / Provider Groups  
DWP Members (Iowa)  
Endodontists (Iowa)

Comparison Graph  
Percent of dwp members with access to a choice of providers over miles

- 1st closest
- 2nd closest
- 3rd closest

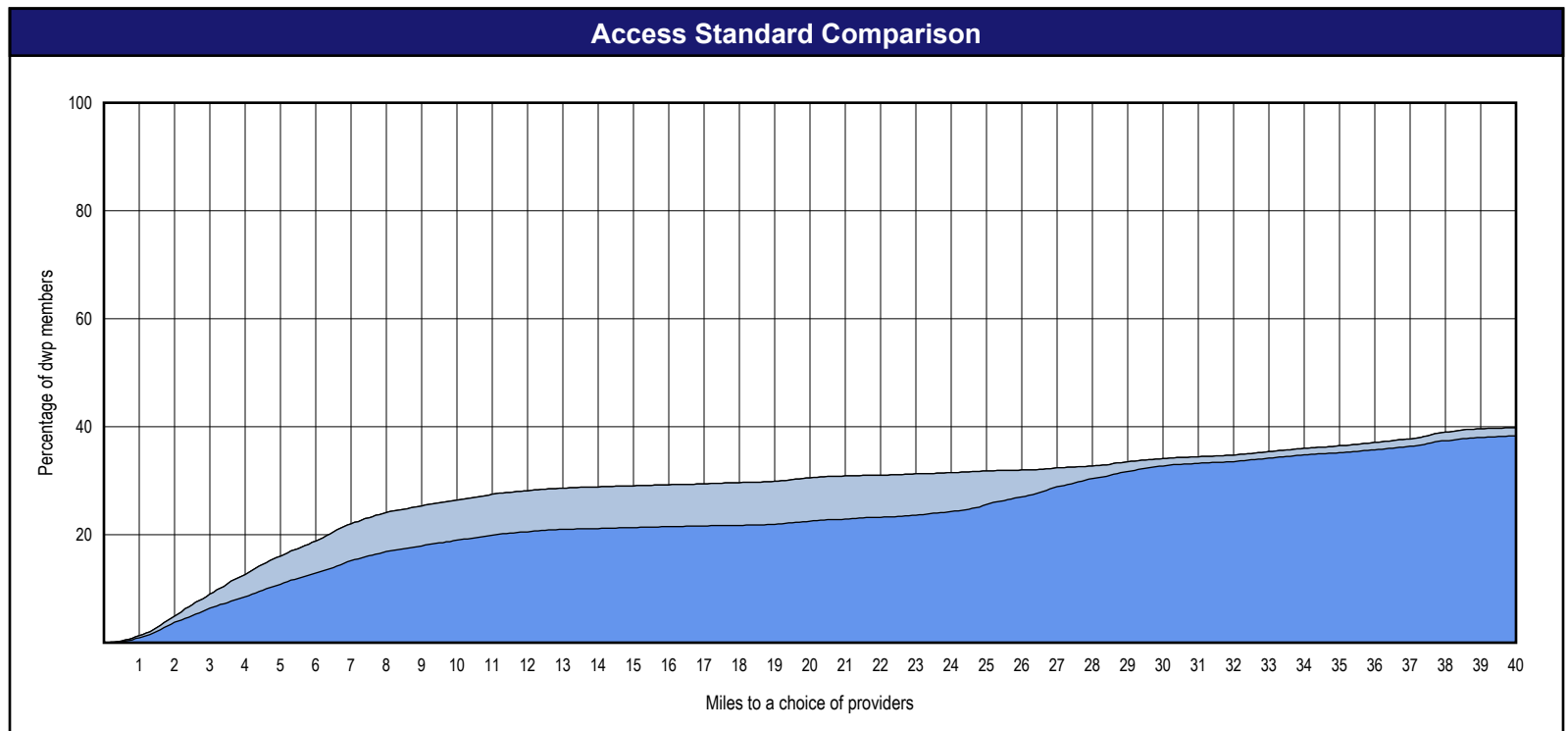
<sup>1</sup> The Access Standard is defined as (DWP Members (Iowa)) dwp members accessing:

1 (Endodontists (Iowa)) provider in 30 miles and 30 minutes



### Distances/Times

	Average
Distance/Time to 1st closest provider	55.5 miles 78.8 mins
Distance/Time to 2nd closest provider	55.5 miles 78.8 mins
Distance/Time to 3rd closest provider	59.7 miles 87.5 mins



# Access Overview - Prosthodontists (30 miles/30 minutes)

April 8, 2020

Access Analysis  
Prosthodontists (30 miles/30 minutes)


DWP Member / Provider Groups  
DWP Members (Iowa)  
Prosthodontists (Iowa)

Comparison Graph  
Percent of dwp members with access to a choice of providers over miles

- 1st closest
- 2nd closest
- 3rd closest

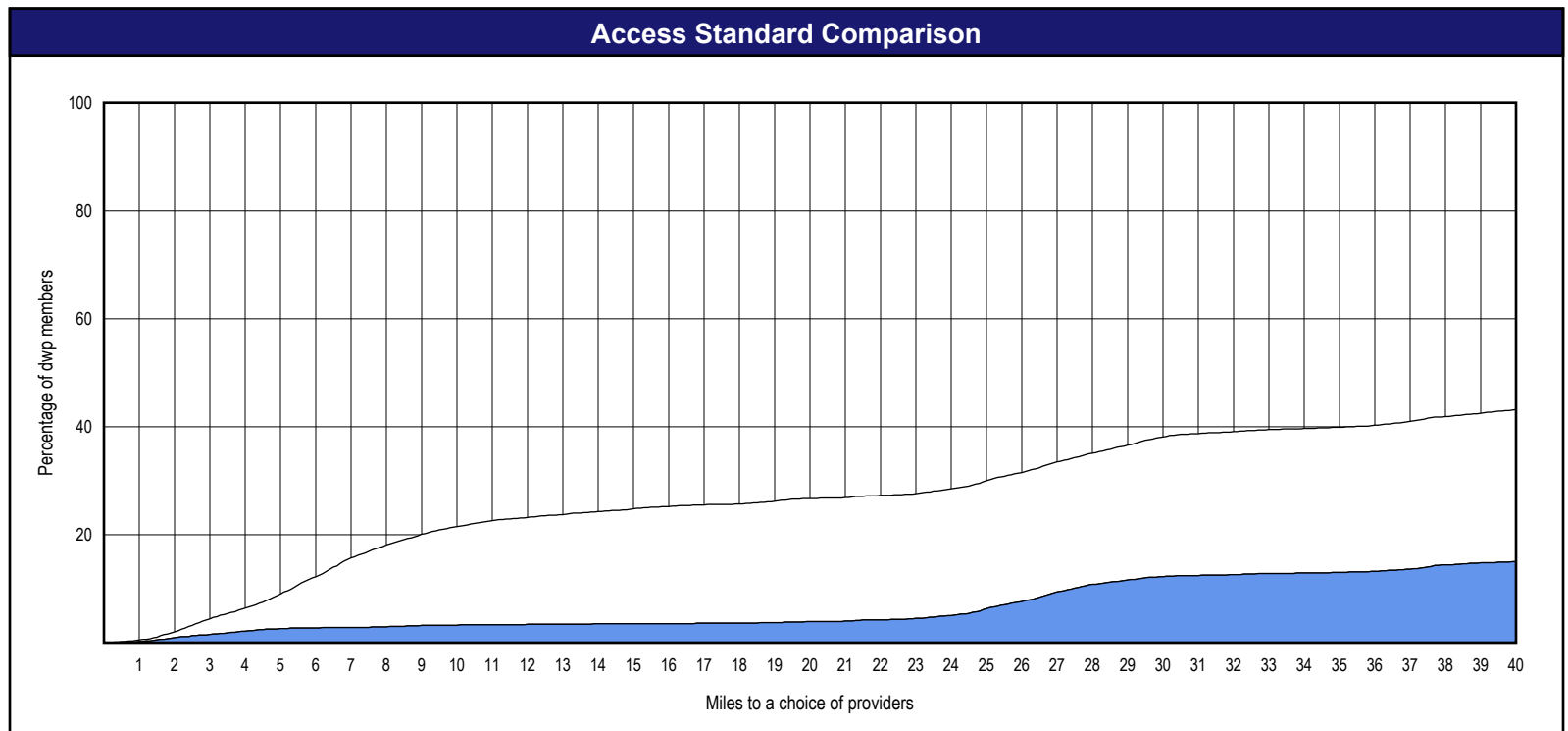
<sup>1</sup> The Access Standard is defined as (DWP Members (Iowa)) dwp members accessing:

1 (Prosthodontists (Iowa)) provider in 30 miles and 30 minutes



### Distances/Times

	Average
Distance/Time to 1st closest provider	49.4 miles 68.0 mins
Distance/Time to 2nd closest provider	88.3 miles 128.9 mins
Distance/Time to 3rd closest provider	107.4 miles 162.0 mins



# Access Overview - All Dentists (60 miles/60 minutes)

April 8, 2020

Access Analysis  
All Dentists (60 miles/60 minutes)


DWP Member / Provider Groups  
DWP Members (Iowa)  
All Dentists (Iowa)

Comparison Graph  
Percent of dwp members with access to a choice of providers over miles

- 1st closest
- 2nd closest
- 3rd closest

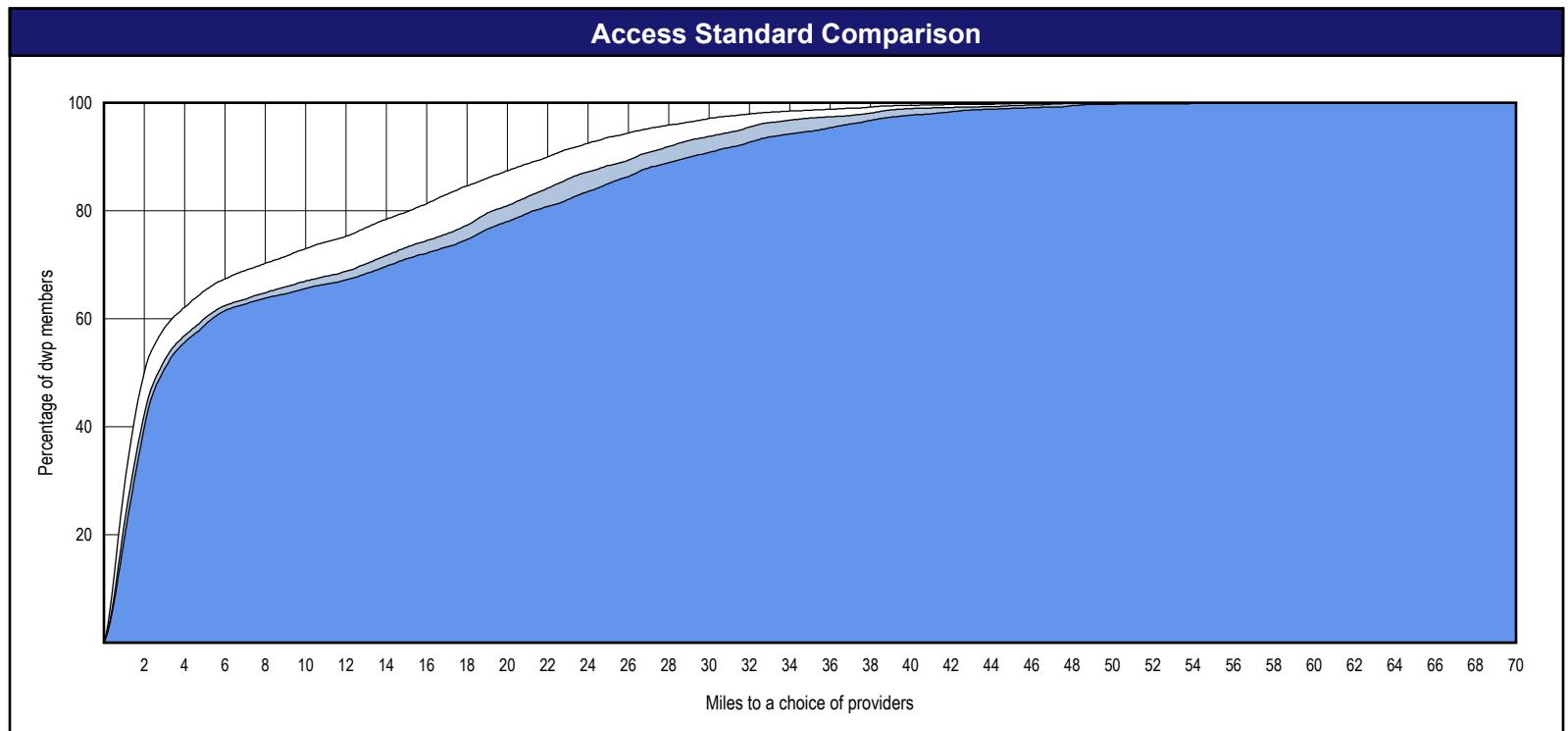
<sup>1</sup> The Access Standard is defined as (DWP Members (Iowa)) dwp members accessing:

1 (All Dentists (Iowa)) provider in 60 miles and 60 minutes



### Distances/Times

	Average
Distance/Time to 1st closest provider	7.1 miles 7.9 mins
Distance/Time to 2nd closest provider	9.0 miles 10.2 mins
Distance/Time to 3rd closest provider	10.0 miles 11.3 mins



# Access Overview - General Dentists (60 miles/60 minutes)

April 8, 2020

Access Analysis  
General Dentists (60 miles/60 minutes)

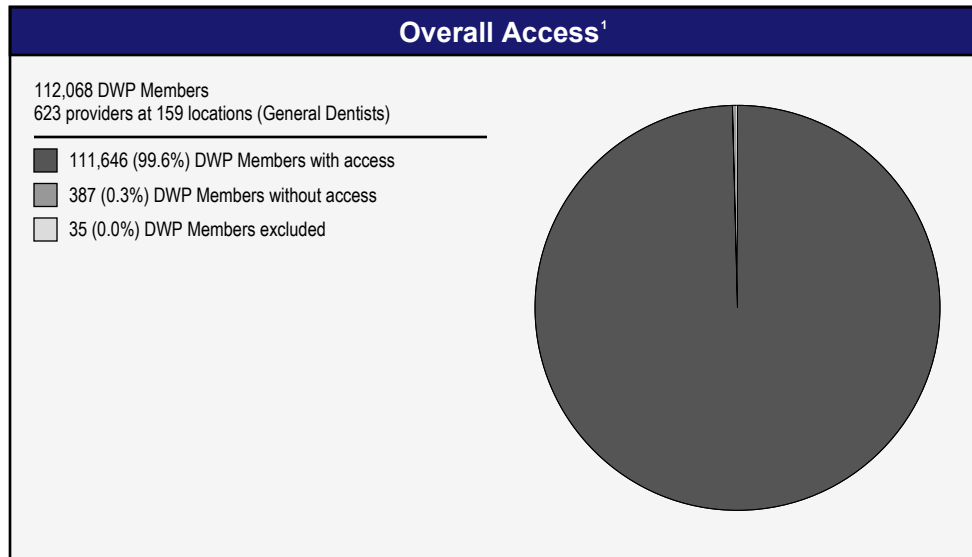
DWP Member / Provider Groups  
DWP Members (Iowa)  
General Dentists (Iowa)

Comparison Graph  
Percent of dwp members with access to a choice of providers over miles

- 1st closest
- 2nd closest
- 3rd closest

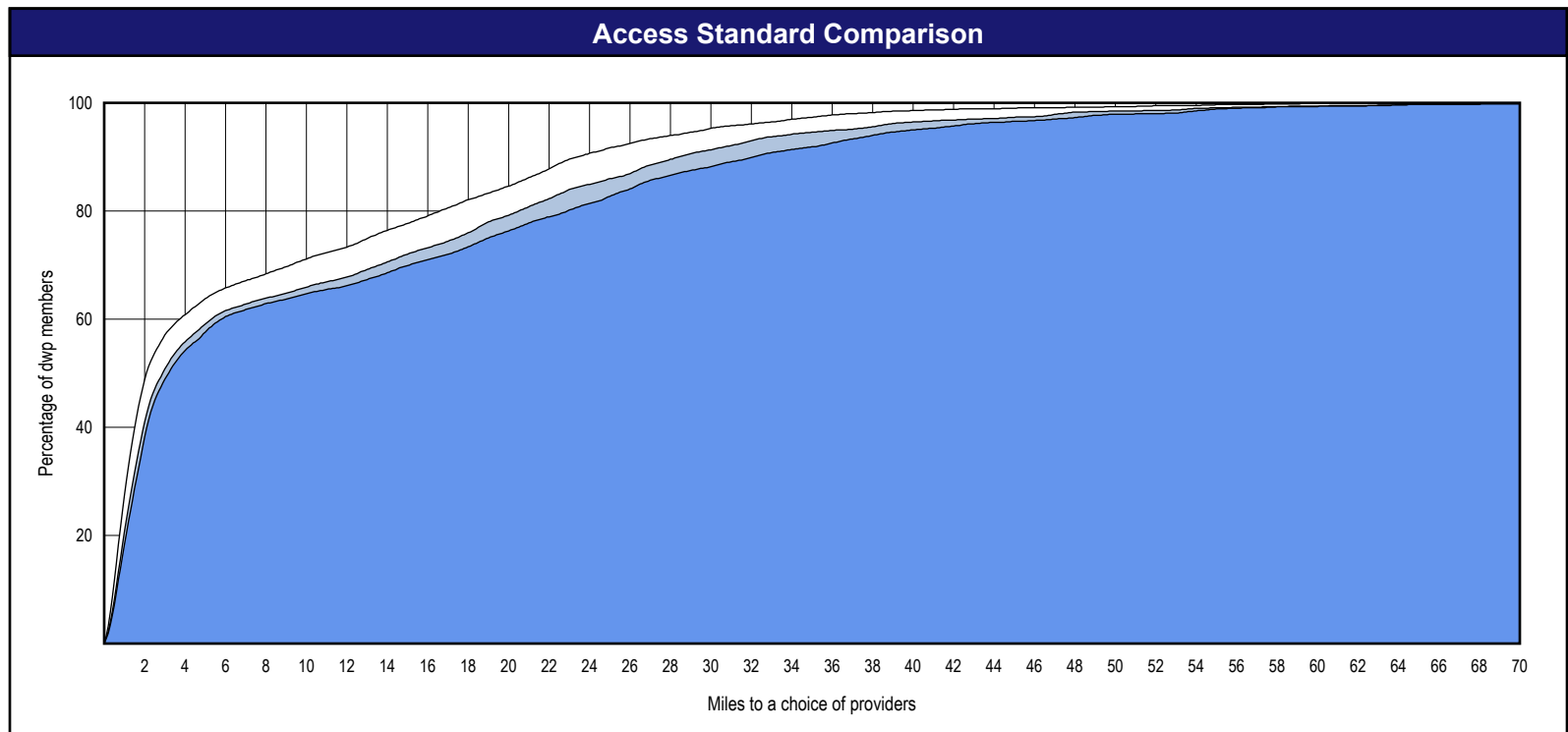
<sup>1</sup> The Access Standard is defined as (DWP Members (Iowa)) dwp members accessing:

1 (General Dentists (Iowa)) provider in 60 miles and 60 minutes



### Distances/Times

	Average
Distance/Time to 1st closest provider	7.9 miles 8.9 mins
Distance/Time to 2nd closest provider	10.1 miles 11.3 mins
Distance/Time to 3rd closest provider	11.1 miles 12.5 mins



# Access Overview - Pediatric Dentists (60 miles/60 minutes)

April 8, 2020

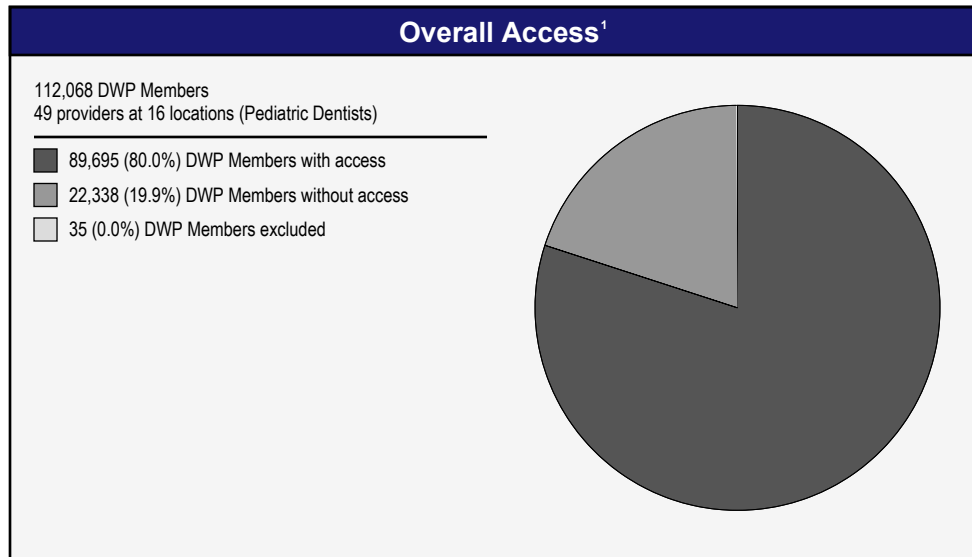
Access Analysis  
 Pediatric Dentists (60 miles/60 minutes)

DWP Member / Provider Groups  
 DWP Members (Iowa)  
 Pediatric Dentists (Iowa)

Comparison Graph  
 Percent of dwp members with access to a choice of providers over miles

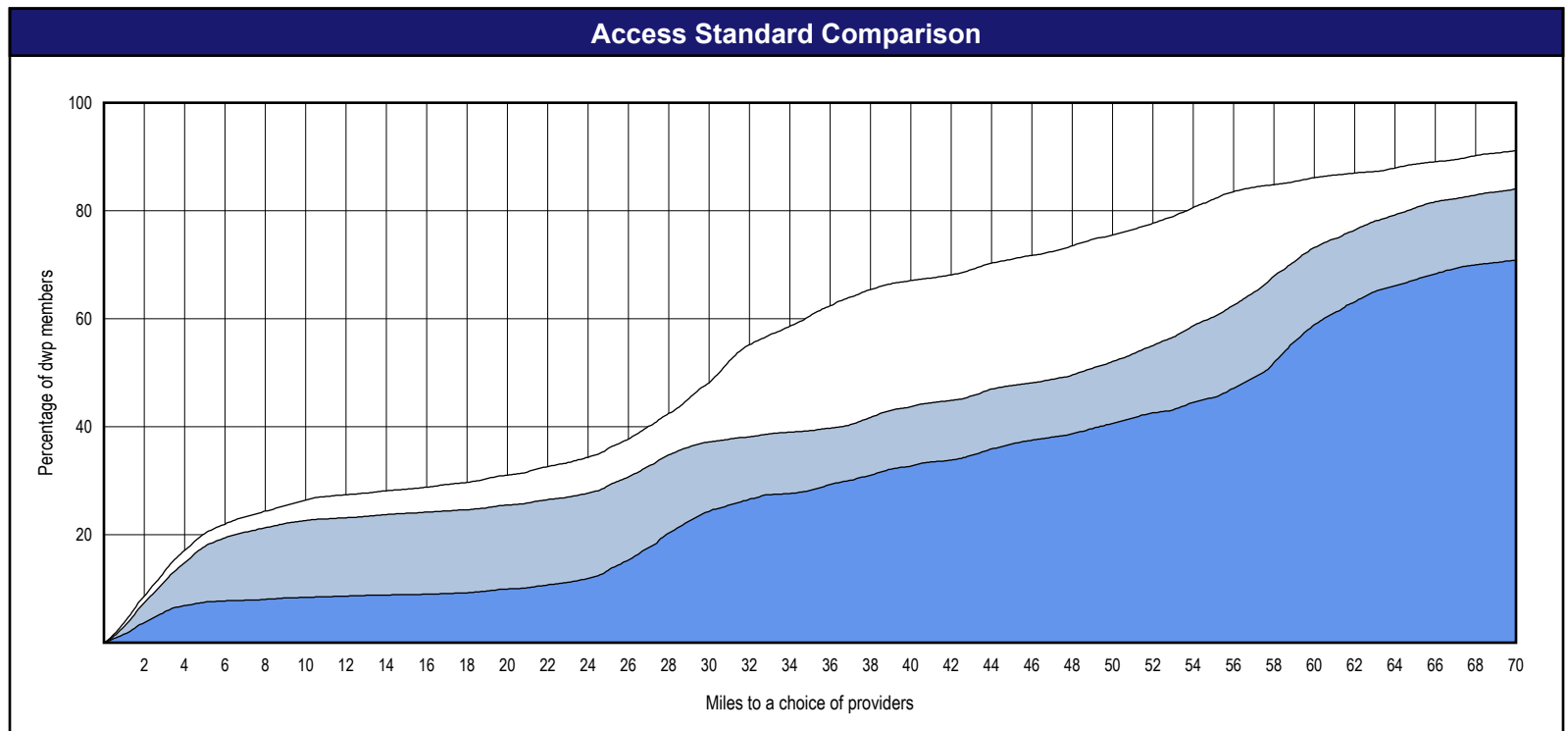
- 1st closest
- 2nd closest
- 3rd closest

<sup>1</sup> The Access Standard is defined as (DWP Members (Iowa)) dwp members accessing:  
 1 (Pediatric Dentists (Iowa)) provider in 60 miles and 60 minutes



### Distances/Times

	Average
Distance/Time to 1st closest provider	32.5 miles 38.1 mins
Distance/Time to 2nd closest provider	42.2 miles 49.7 mins
Distance/Time to 3rd closest provider	53.8 miles 64.2 mins



# Access Overview - Orthodontists (60 miles/60 minutes)

April 8, 2020

Access Analysis  
Orthodontists (60 miles/60 minutes)


DWP Member / Provider Groups  
DWP Members (Iowa)  
Orthodontists (Iowa)

Comparison Graph  
Percent of dwp members with access to a choice of providers over miles

- 1st closest
- 2nd closest
- 3rd closest

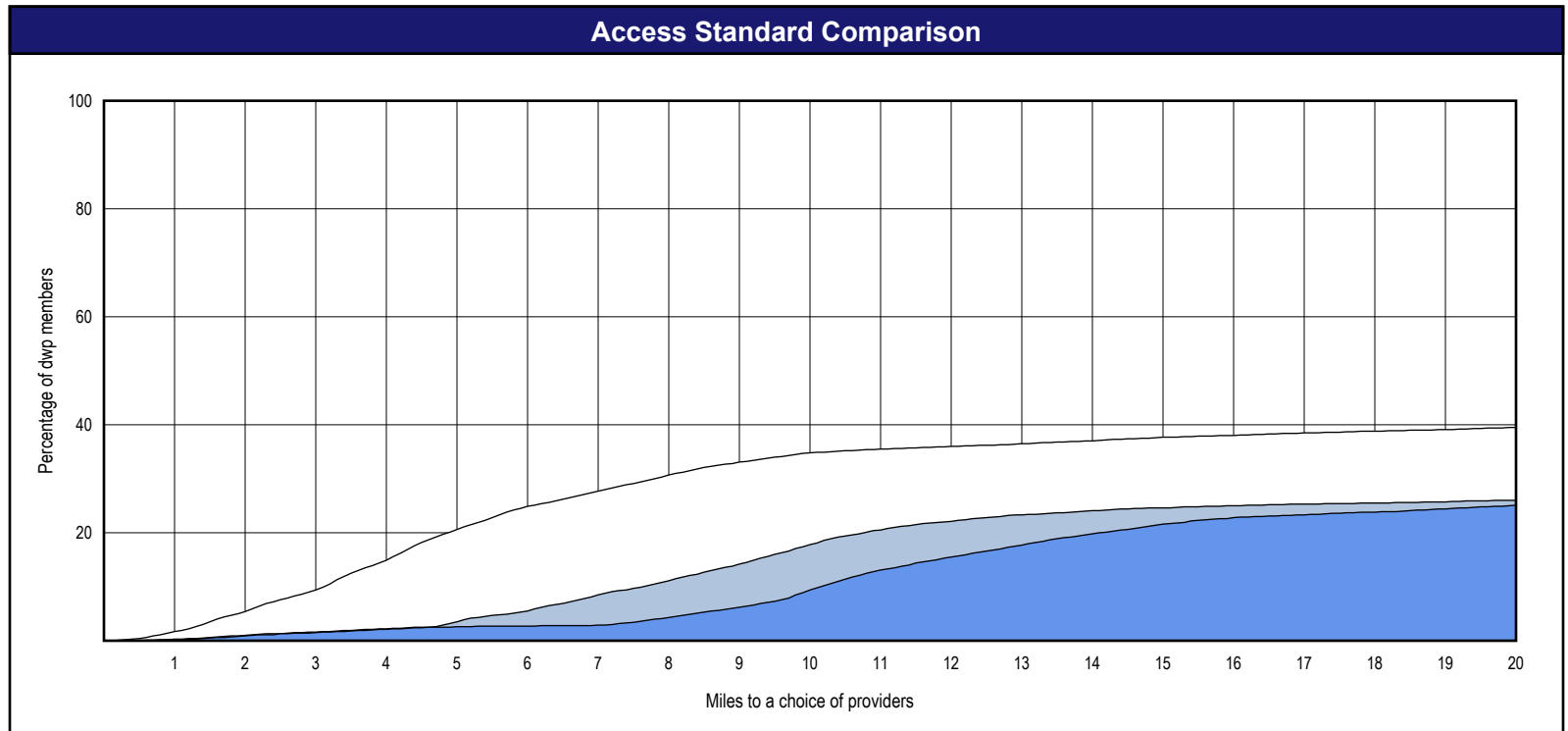
<sup>1</sup> The Access Standard is defined as (DWP Members (Iowa)) dwp members accessing:

1 (Orthodontists (Iowa)) provider in 60 miles and 60 minutes



### Distances/Times

	Average
Distance/Time to 1st closest provider	36.7 miles 45.2 mins
Distance/Time to 2nd closest provider	49.5 miles 65.9 mins
Distance/Time to 3rd closest provider	51.5 miles 69.5 mins



# Access Overview - Oral Surgeons (60 miles/60 minutes)


April 8, 2020

Access Analysis  
 Oral Surgeons (60 miles/60 minutes)  
 DWP Member / Provider Groups  
 DWP Members (Iowa)  
 Oral Surgeons (Iowa)

Comparison Graph  
 Percent of dwp members with access to a choice of providers over miles

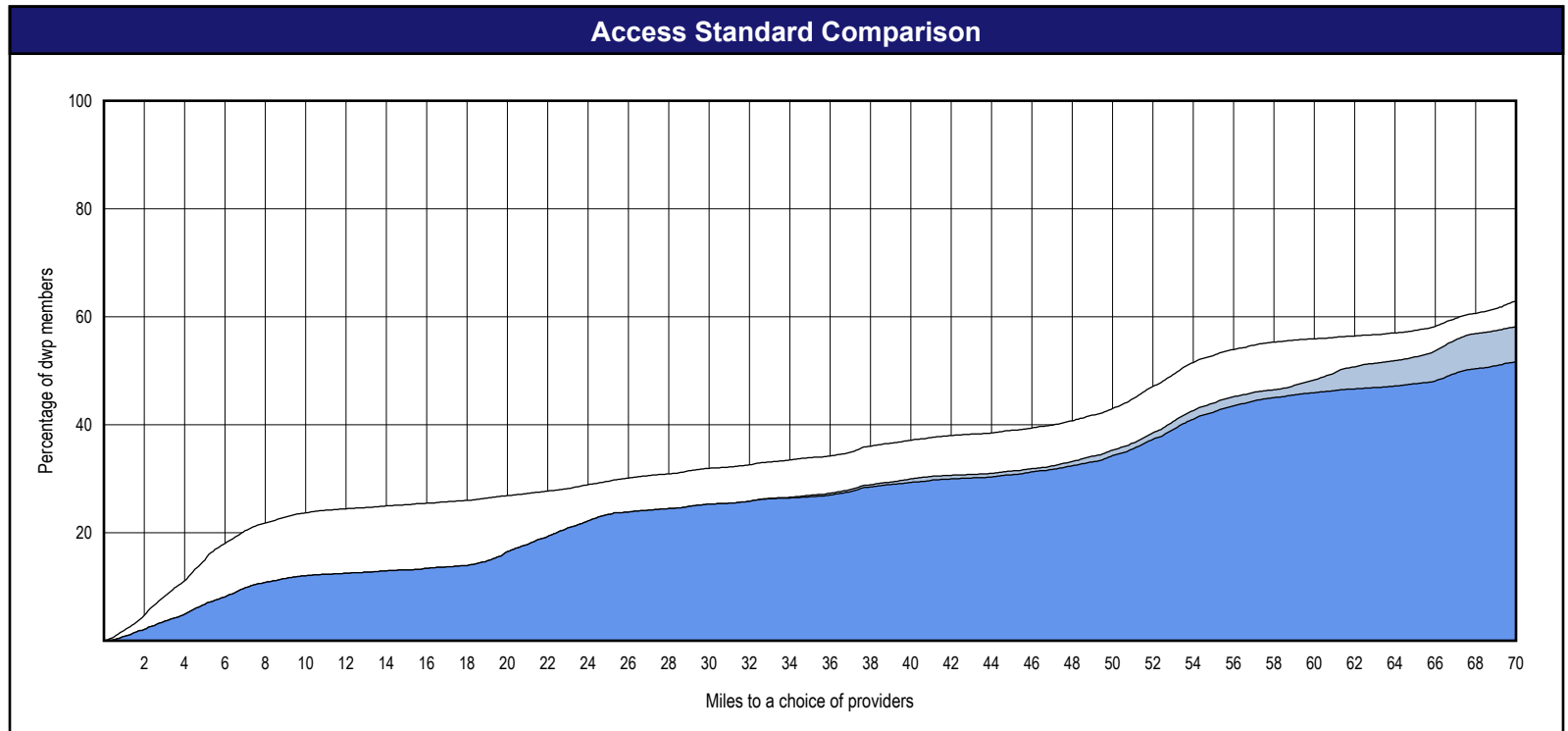
- 1st closest
- 2nd closest
- 3rd closest

<sup>1</sup> The Access Standard is defined as (DWP Members (Iowa)) dwp members accessing:  
 1 (Oral Surgeons (Iowa)) provider in 60 miles and 60 minutes



### Distances/Times

	Average
Distance/Time to 1st closest provider	52.5 miles 66.9 mins
Distance/Time to 2nd closest provider	61.1 miles 75.5 mins
Distance/Time to 3rd closest provider	62.7 miles 79.3 mins





# Access Overview - Endodontists (60 miles/60 minutes)

April 8, 2020

Access Analysis  
Endodontists (60 miles/60 minutes)


DWP Member / Provider Groups  
DWP Members (Iowa)  
Endodontists (Iowa)

Comparison Graph  
Percent of dwp members with access to a choice of providers over miles

- 1st closest
- 2nd closest
- 3rd closest

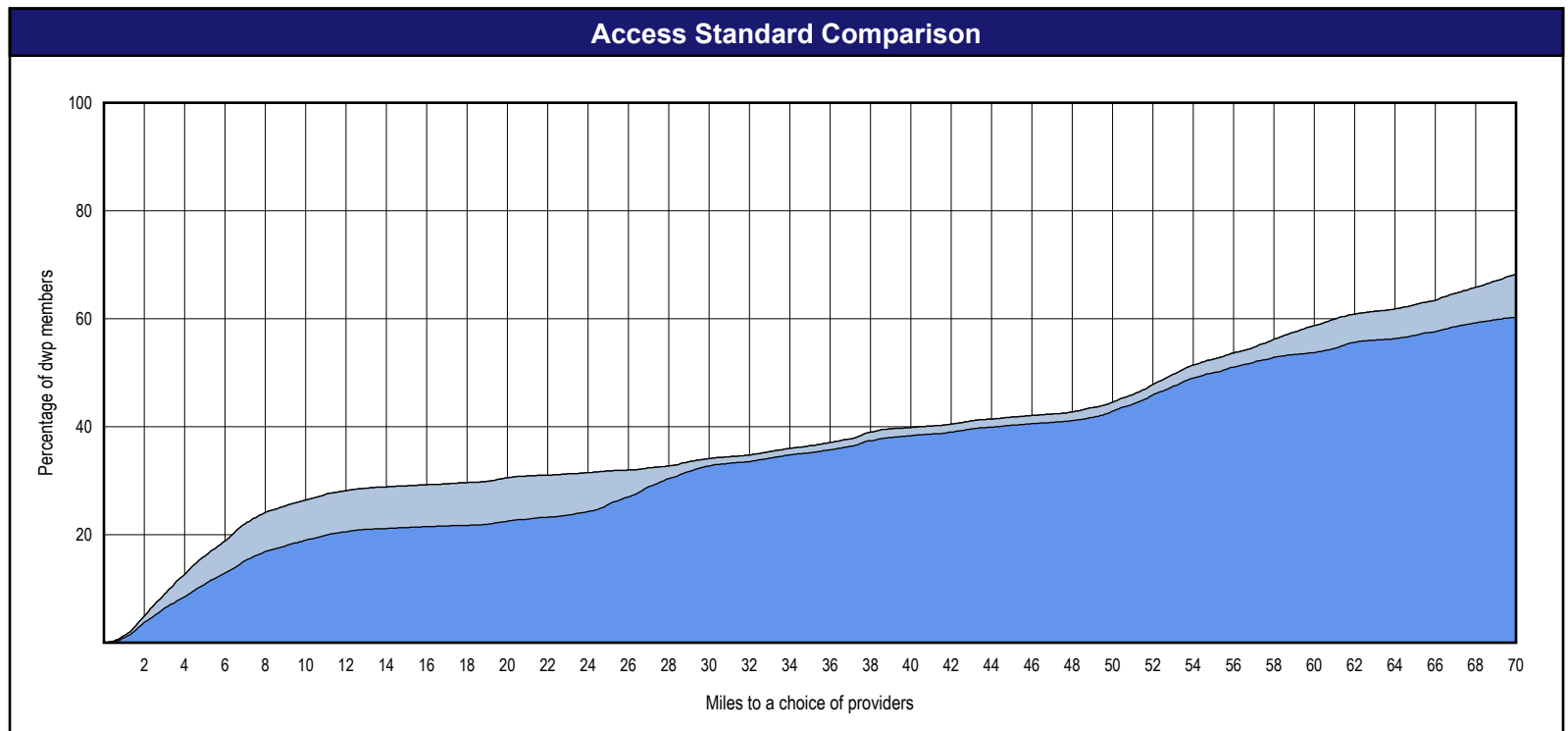
<sup>1</sup> The Access Standard is defined as (DWP Members (Iowa)) dwp members accessing:

1 (Endodontists (Iowa)) provider in 60 miles and 60 minutes



### Distances/Times

	Average
Distance/Time to 1st closest provider	55.5 miles 78.8 mins
Distance/Time to 2nd closest provider	55.5 miles 78.8 mins
Distance/Time to 3rd closest provider	59.7 miles 87.5 mins



# Access Overview - Prosthodontists (60 miles/60 minutes)

April 8, 2020

Access Analysis  
Prosthodontists (60 miles/60 minutes)


DWP Member / Provider Groups  
DWP Members (Iowa)  
Prosthodontists (Iowa)

Comparison Graph  
Percent of dwp members with access to a choice of providers over miles

- 1st closest
- 2nd closest
- 3rd closest

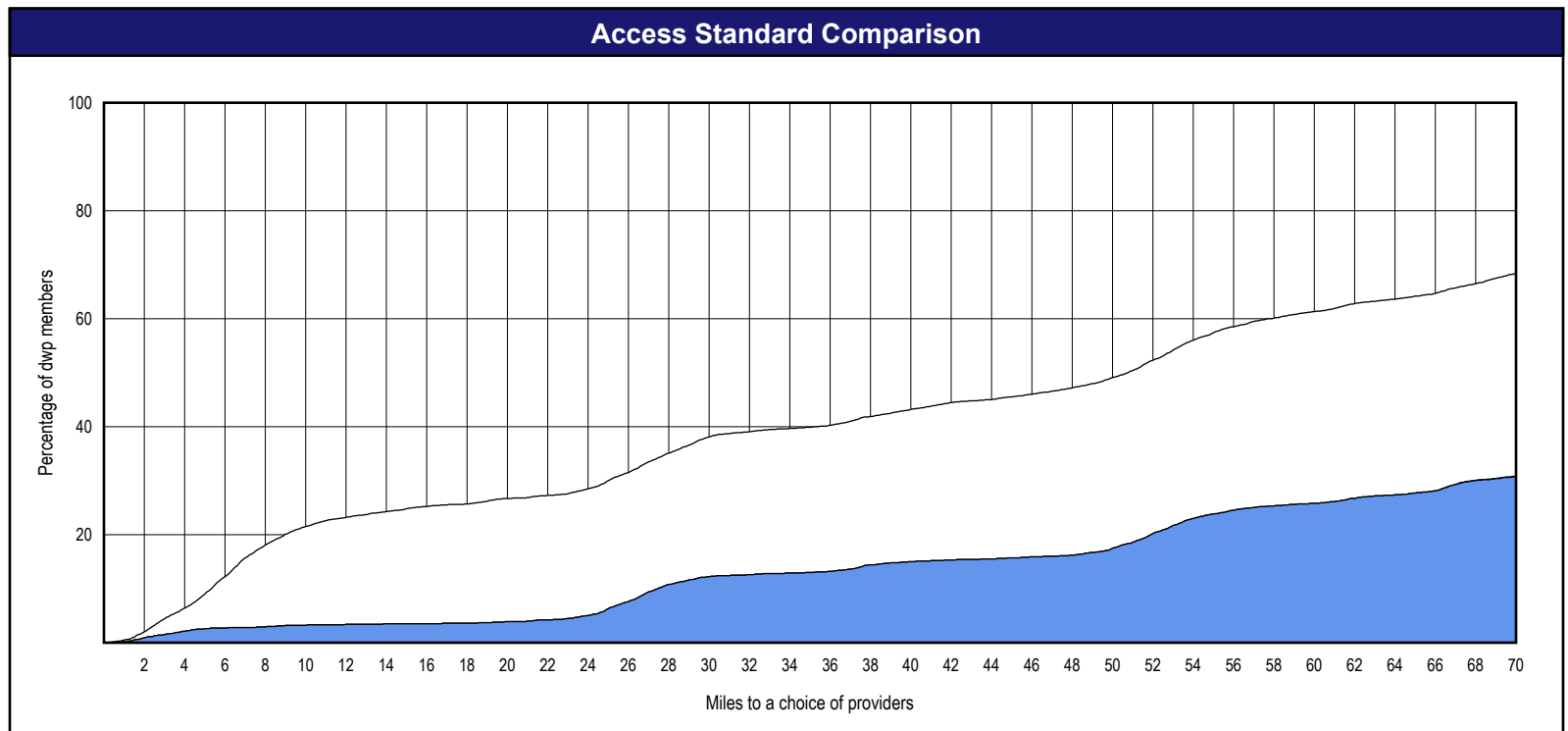
<sup>1</sup> The Access Standard is defined as (DWP Members (Iowa)) dwp members accessing:

1 (Prosthodontists (Iowa)) provider in 60 miles and 60 minutes



### Distances/Times

	Average
Distance/Time to 1st closest provider	49.4 miles 68.0 mins
Distance/Time to 2nd closest provider	88.3 miles 128.9 mins
Distance/Time to 3rd closest provider	107.4 miles 162.0 mins



# Access Overview - Periodontists (60 miles/60 minutes)

April 8, 2020

Access Analysis  
Periodontists (60 miles/60 minutes)


DWP Member / Provider Groups  
DWP Members (Iowa)  
Periodontists (Iowa)

Comparison Graph  
Percent of dwp members with access to a choice of providers over miles

- 1st closest
- 2nd closest
- 3rd closest

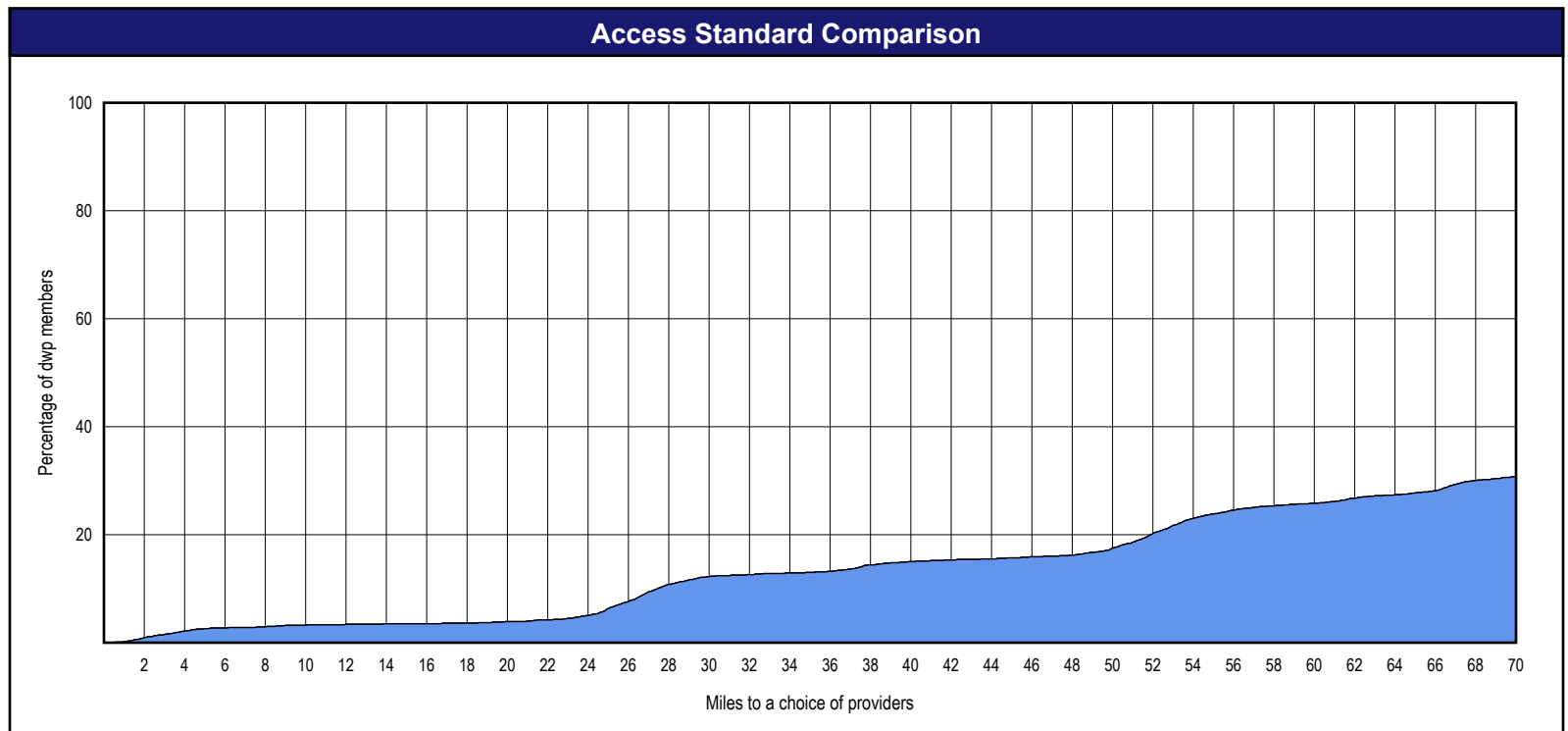
<sup>1</sup> The Access Standard is defined as (DWP Members (Iowa)) dwp members accessing:

1 (Periodontists (Iowa)) provider in 60 miles and 60 minutes



### Distances/Times

	Average
Distance/Time to 1st closest provider	107.4 miles 162.0 mins
Distance/Time to 2nd closest provider	107.4 miles 162.0 mins
Distance/Time to 3rd closest provider	107.4 miles 162.0 mins




# Access Overview - All Dentists (90 miles/90 minutes)

April 8, 2020

Access Analysis  
 All Dentists (90 miles/90 minutes)  
 DWP Member / Provider Groups  
 DWP Members (Iowa)  
 All Dentists (Iowa)

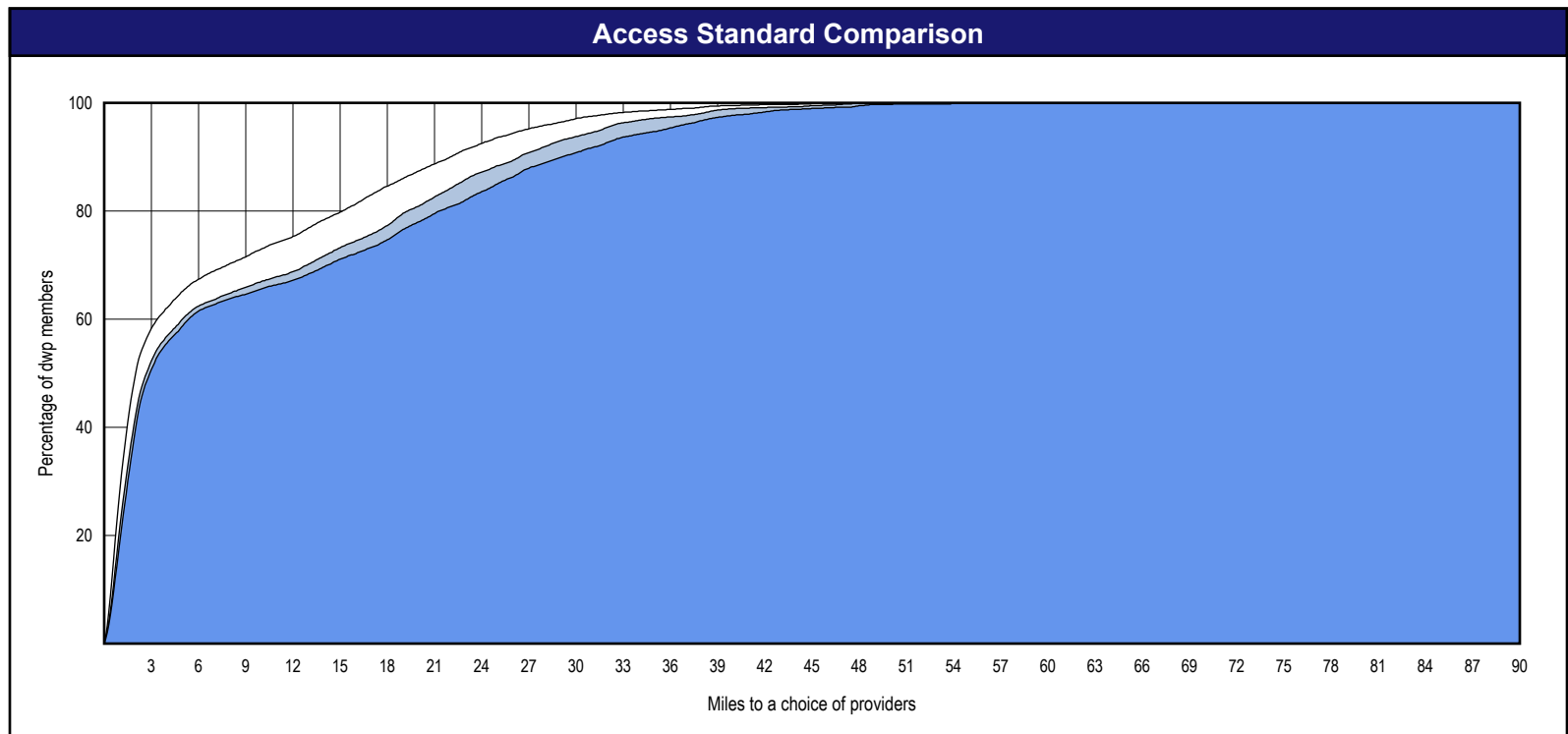
Comparison Graph  
 Percent of dwp members with access to a choice of providers over miles  
 1st closest  
 2nd closest  
 3rd closest

<sup>1</sup> The Access Standard is defined as (DWP Members (Iowa)) dwp members accessing:  
 1 (All Dentists (Iowa)) provider in 90 miles and 90 minutes



### Distances/Times

	Average
Distance/Time to 1st closest provider	7.1 miles 7.9 mins
Distance/Time to 2nd closest provider	9.0 miles 10.2 mins
Distance/Time to 3rd closest provider	10.0 miles 11.3 mins



# Access Overview - General Dentists (90 miles/90 minutes)

April 8, 2020

Access Analysis  
General Dentists (90 miles/90 minutes)

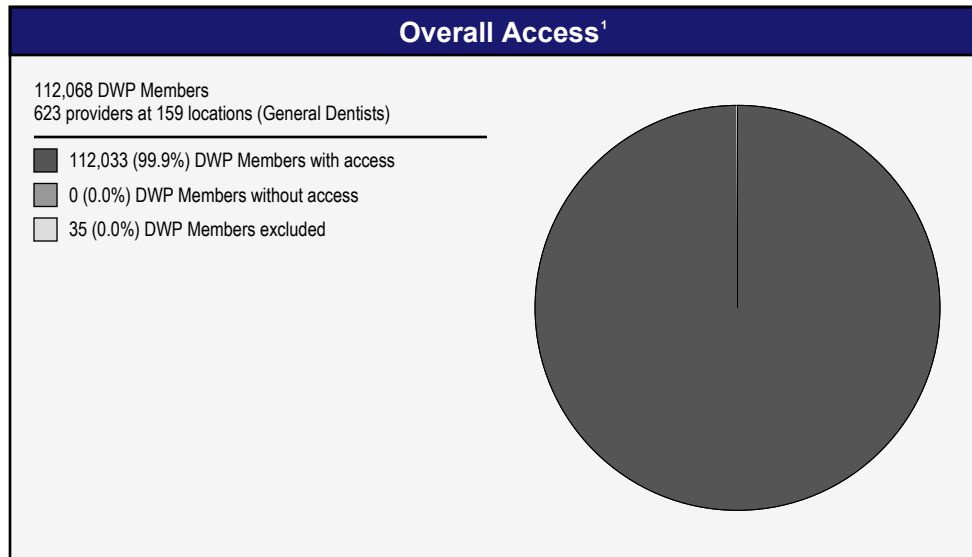
DWP Member / Provider Groups  
DWP Members (Iowa)  
General Dentists (Iowa)

Comparison Graph  
Percent of dwp members with access to a choice of providers over miles

- 1st closest
- 2nd closest
- 3rd closest

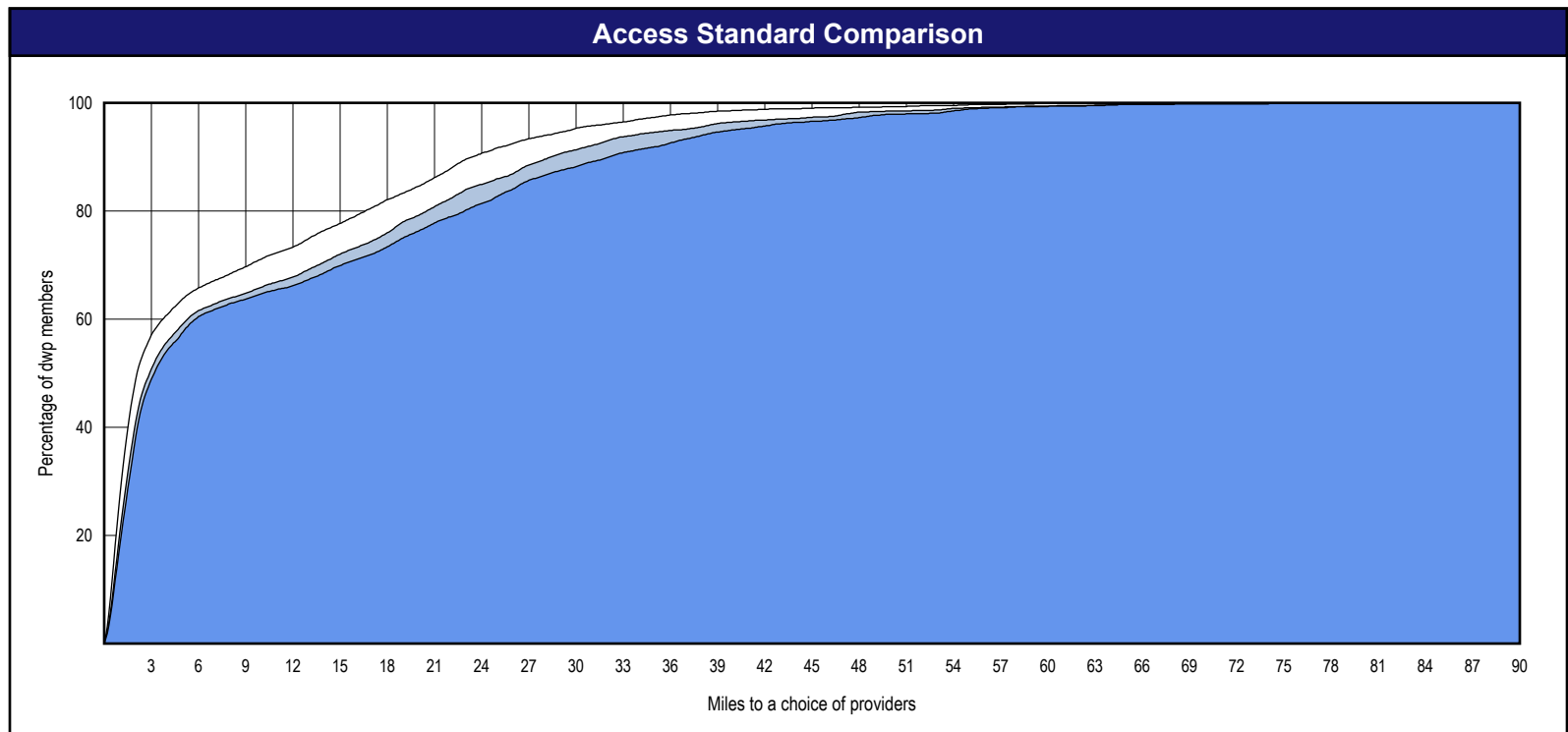
<sup>1</sup> The Access Standard is defined as (DWP Members (Iowa)) dwp members accessing:

1 (General Dentists (Iowa)) provider in 90 miles and 90 minutes



### Distances/Times

	Average
Distance/Time to 1st closest provider	7.9 miles 8.9 mins
Distance/Time to 2nd closest provider	10.1 miles 11.3 mins
Distance/Time to 3rd closest provider	11.1 miles 12.5 mins



# Access Overview - Pediatric Dentists (90 miles/90 minutes)

April 8, 2020

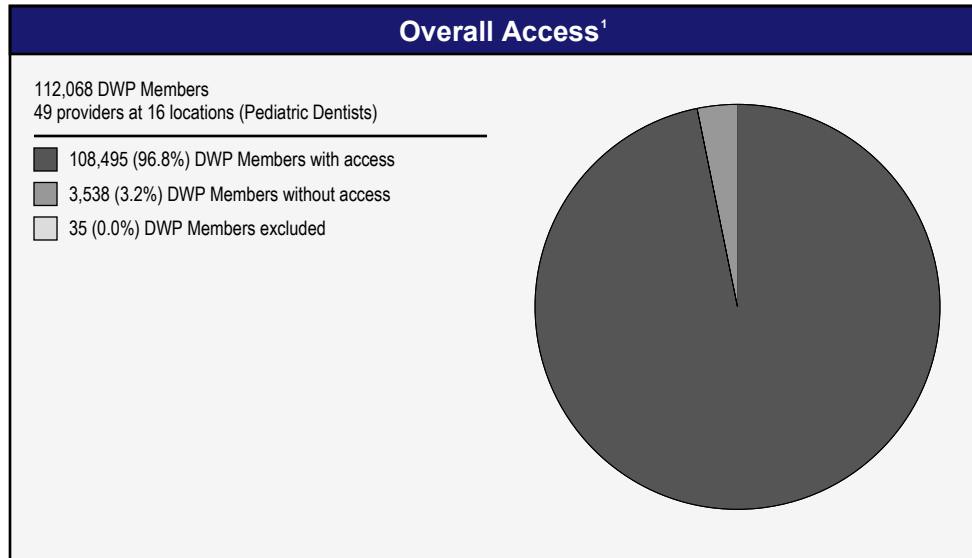
Access Analysis  
 Pediatric Dentists (90 miles/90 minutes)

DWP Member / Provider Groups  
 DWP Members (Iowa)  
 Pediatric Dentists (Iowa)

Comparison Graph  
 Percent of dwp members with access to a choice of providers over miles

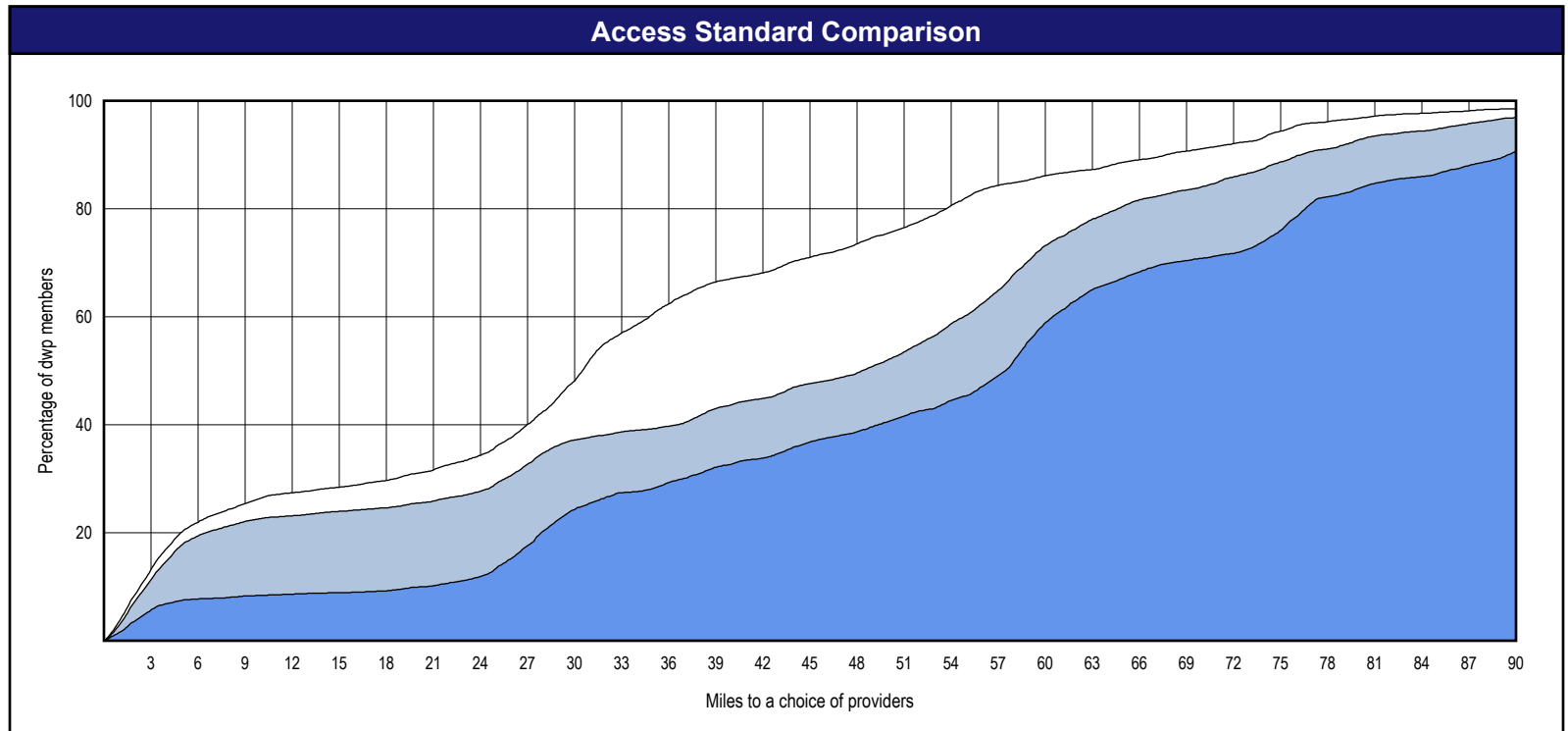
- 1st closest
- 2nd closest
- 3rd closest

<sup>1</sup> The Access Standard is defined as (DWP Members (Iowa)) dwp members accessing:  
 1 (Pediatric Dentists (Iowa)) provider in 90 miles and 90 minutes



### Distances/Times

	Average
Distance/Time to 1st closest provider	32.5 miles 38.1 mins
Distance/Time to 2nd closest provider	42.2 miles 49.7 mins
Distance/Time to 3rd closest provider	53.8 miles 64.2 mins



# Access Overview - Orthodontists (90 miles/90 minutes)

April 8, 2020

Access Analysis  
Orthodontists (90 miles/90 minutes)


DWP Member / Provider Groups  
DWP Members (Iowa)  
Orthodontists (Iowa)

Comparison Graph  
Percent of dwp members with access to a choice of providers over miles

- 1st closest
- 2nd closest
- 3rd closest

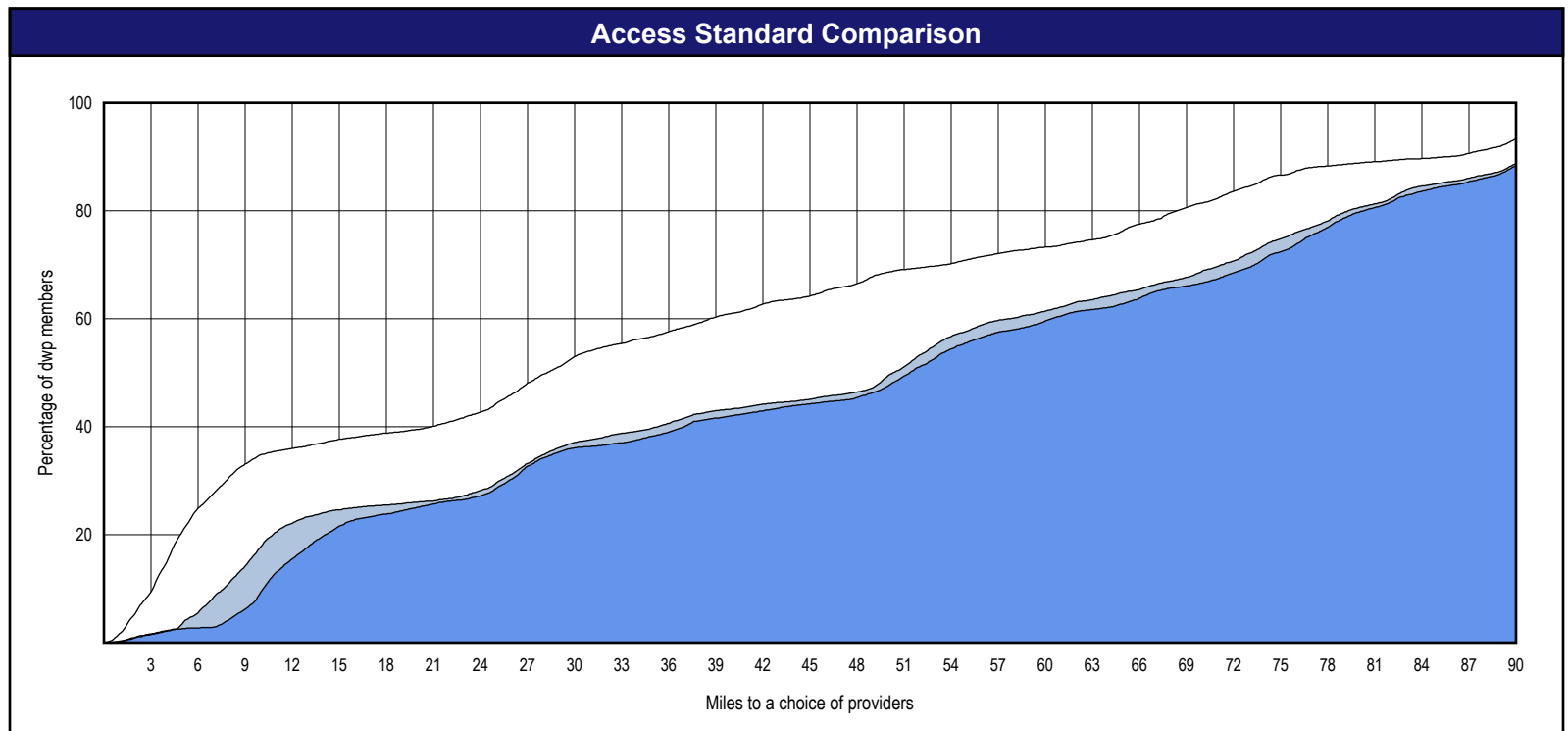
<sup>1</sup> The Access Standard is defined as (DWP Members (Iowa)) dwp members accessing:

1 (Orthodontists (Iowa)) provider in 90 miles and 90 minutes



### Distances/Times

	Average
Distance/Time to 1st closest provider	36.7 miles 45.2 mins
Distance/Time to 2nd closest provider	49.5 miles 65.9 mins
Distance/Time to 3rd closest provider	51.5 miles 69.5 mins



# Access Overview - Oral Surgeons (90 miles/90 minutes)

April 8, 2020


Access Analysis  
Oral Surgeons (90 miles/90 minutes)

DWP Member / Provider Groups  
DWP Members (Iowa)  
Oral Surgeons (Iowa)

Comparison Graph  
Percent of dwp members with access to a choice of providers over miles

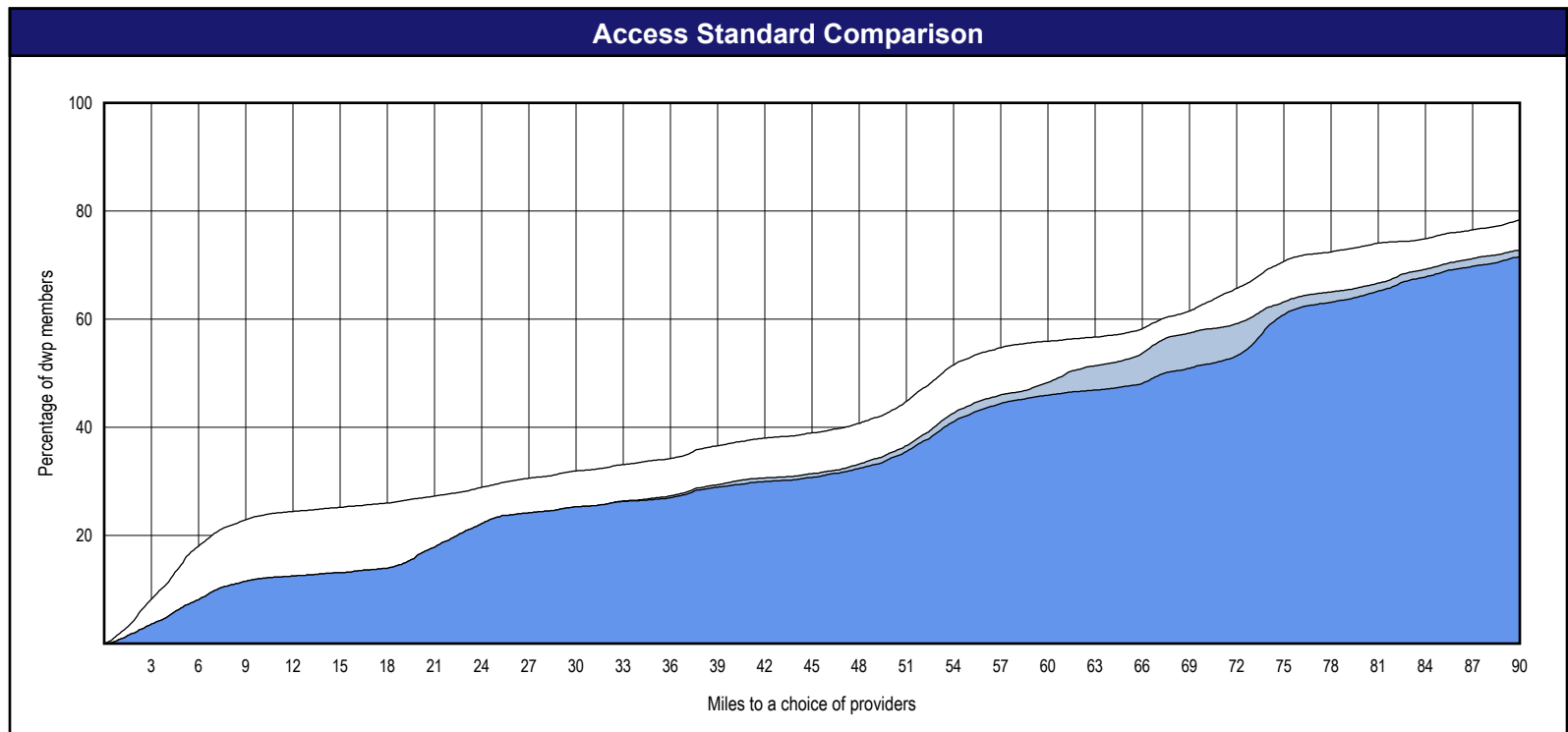
- 1st closest
- 2nd closest
- 3rd closest

<sup>1</sup> The Access Standard is defined as (DWP Members (Iowa)) dwp members accessing:  
1 (Oral Surgeons (Iowa)) provider in 90 miles and 90 minutes



### Distances/Times

	Average
Distance/Time to 1st closest provider	52.5 miles 66.9 mins
Distance/Time to 2nd closest provider	61.1 miles 75.5 mins
Distance/Time to 3rd closest provider	62.7 miles 79.3 mins





# Access Overview - Endodontists (90 miles/90 minutes)

April 8, 2020

Access Analysis  
Endodontists (90 miles/90 minutes)


DWP Member / Provider Groups  
DWP Members (Iowa)  
Endodontists (Iowa)

Comparison Graph  
Percent of dwp members with access to a choice of providers over miles

- 1st closest
- 2nd closest
- 3rd closest

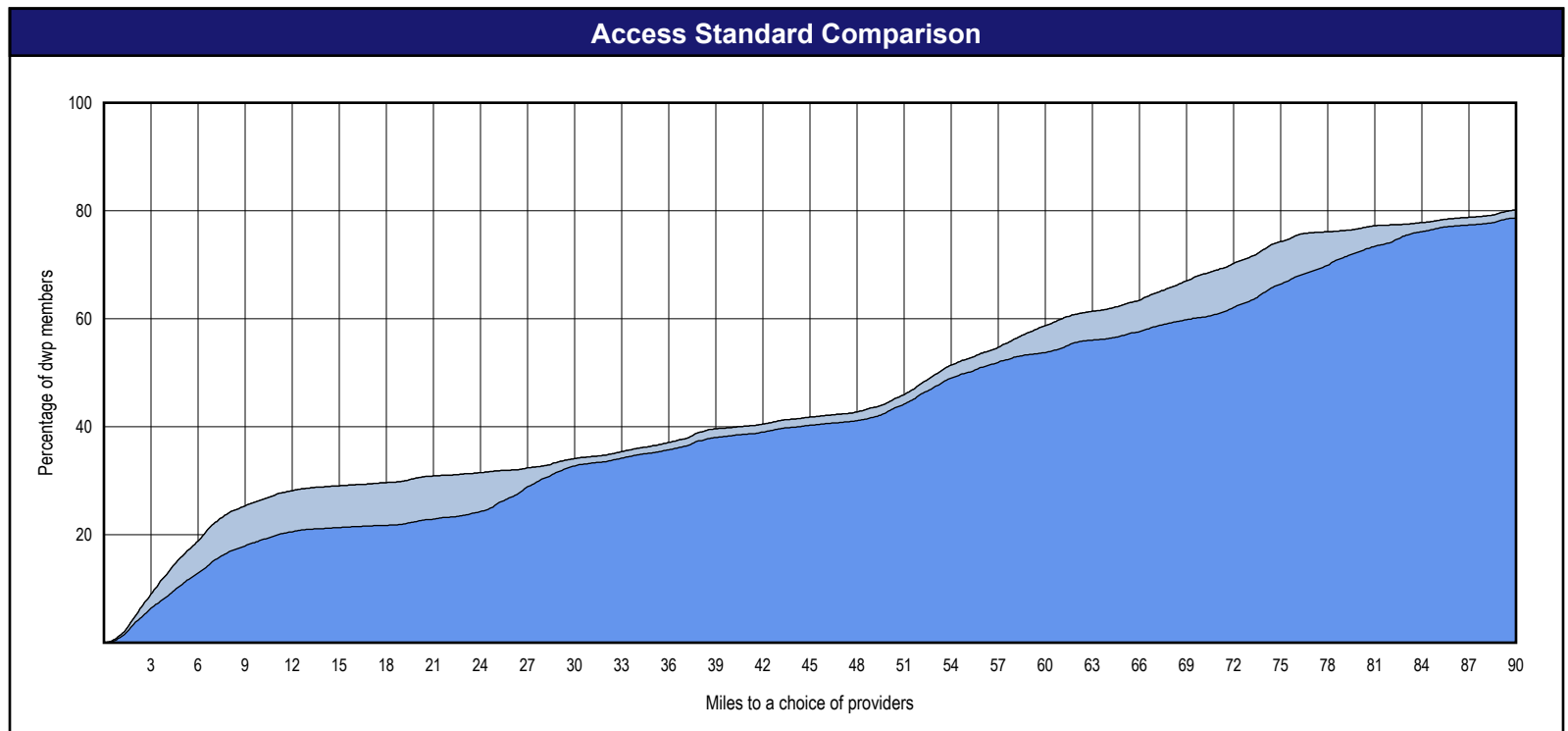
<sup>1</sup> The Access Standard is defined as (DWP Members (Iowa)) dwp members accessing:

1 (Endodontists (Iowa)) provider in 90 miles and 90 minutes



### Distances/Times

	Average
Distance/Time to 1st closest provider	55.5 miles 78.8 mins
Distance/Time to 2nd closest provider	55.5 miles 78.8 mins
Distance/Time to 3rd closest provider	59.7 miles 87.5 mins



# Access Overview - Prosthodontists (90 miles/90 minutes)

April 8, 2020

Access Analysis  
Prosthodontists (90 miles/90 minutes)


DWP Member / Provider Groups  
DWP Members (Iowa)  
Prosthodontists (Iowa)

Comparison Graph  
Percent of dwp members with access to a choice of providers over miles

- 1st closest
- 2nd closest
- 3rd closest

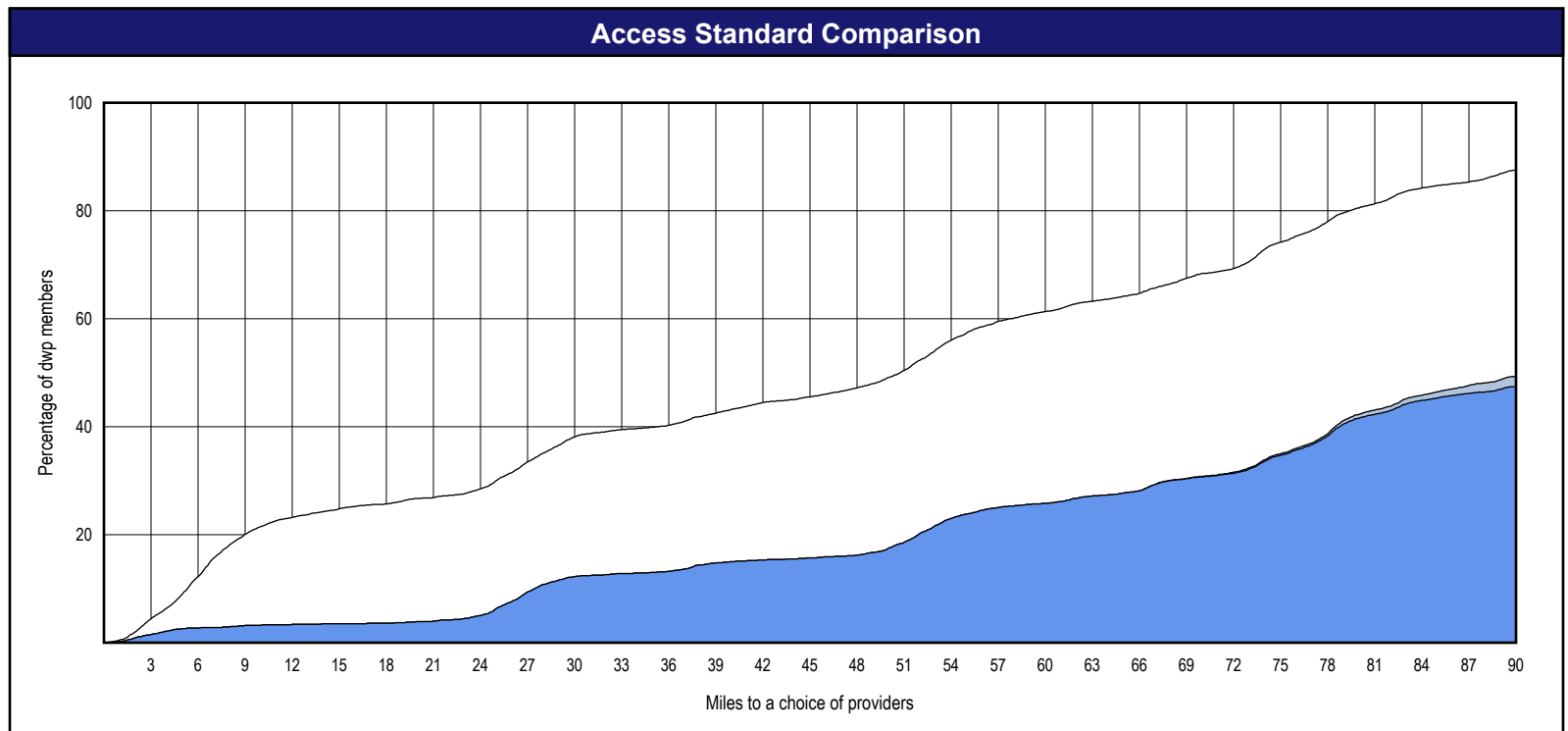
<sup>1</sup> The Access Standard is defined as (DWP Members (Iowa)) dwp members accessing:

1 (Prosthodontists (Iowa)) provider in 90 miles and 90 minutes



### Distances/Times

	Average
Distance/Time to 1st closest provider	49.4 miles 68.0 mins
Distance/Time to 2nd closest provider	88.3 miles 128.9 mins
Distance/Time to 3rd closest provider	107.4 miles 162.0 mins



# Access Overview - Periodontists (90 miles/90 minutes)

April 8, 2020

Access Analysis  
Periodontists (90 miles/90 minutes)


DWP Member / Provider Groups  
DWP Members (Iowa)  
Periodontists (Iowa)

Comparison Graph  
Percent of dwp members with access to a choice of providers over miles

- 1st closest
- 2nd closest
- 3rd closest

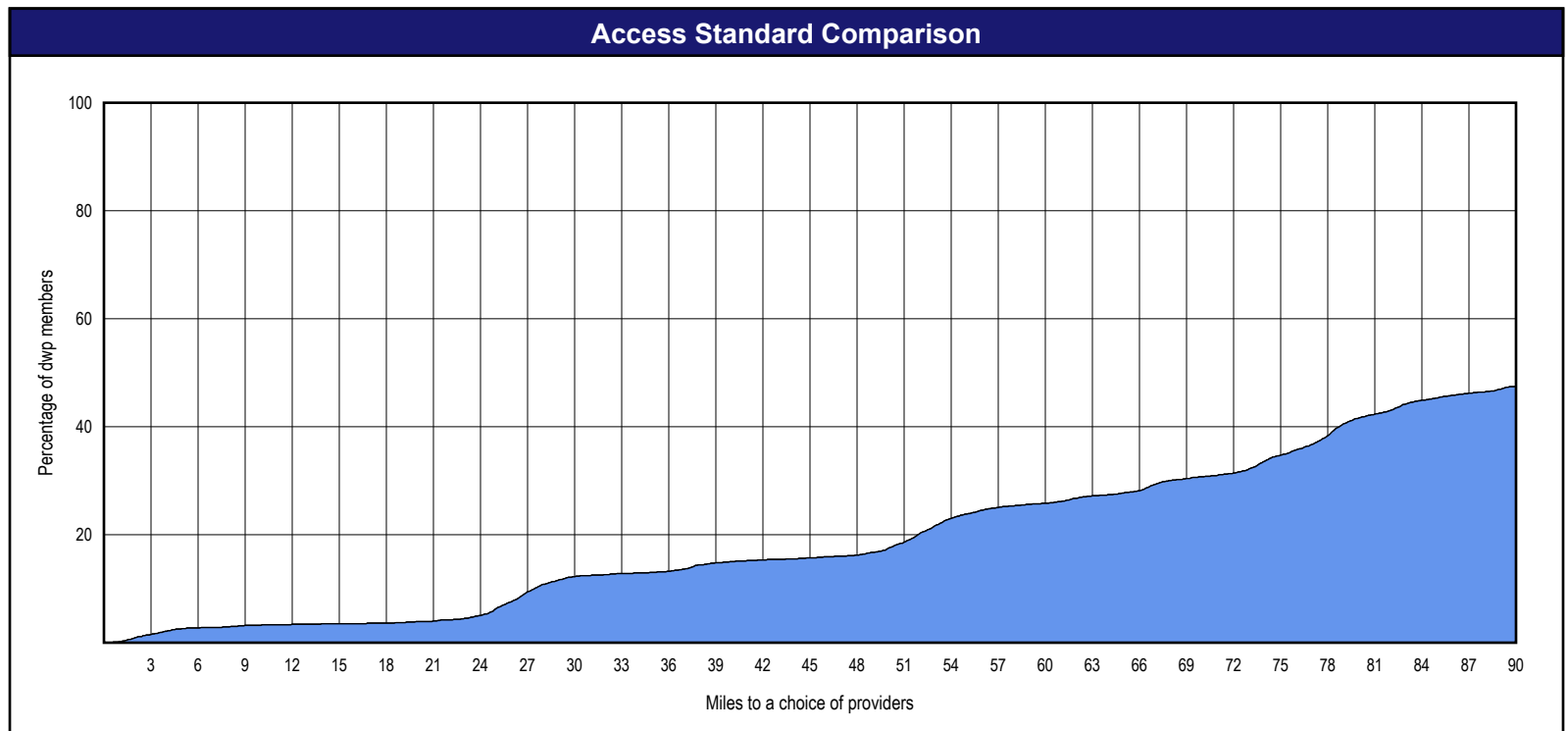
<sup>1</sup> The Access Standard is defined as (DWP Members (Iowa)) dwp members accessing:

1 (Periodontists (Iowa)) provider in 90 miles and 90 minutes



### Distances/Times

	Average
Distance/Time to 1st closest provider	107.4 miles 162.0 mins
Distance/Time to 2nd closest provider	107.4 miles 162.0 mins
Distance/Time to 3rd closest provider	107.4 miles 162.0 mins



# All Dentists Access Map

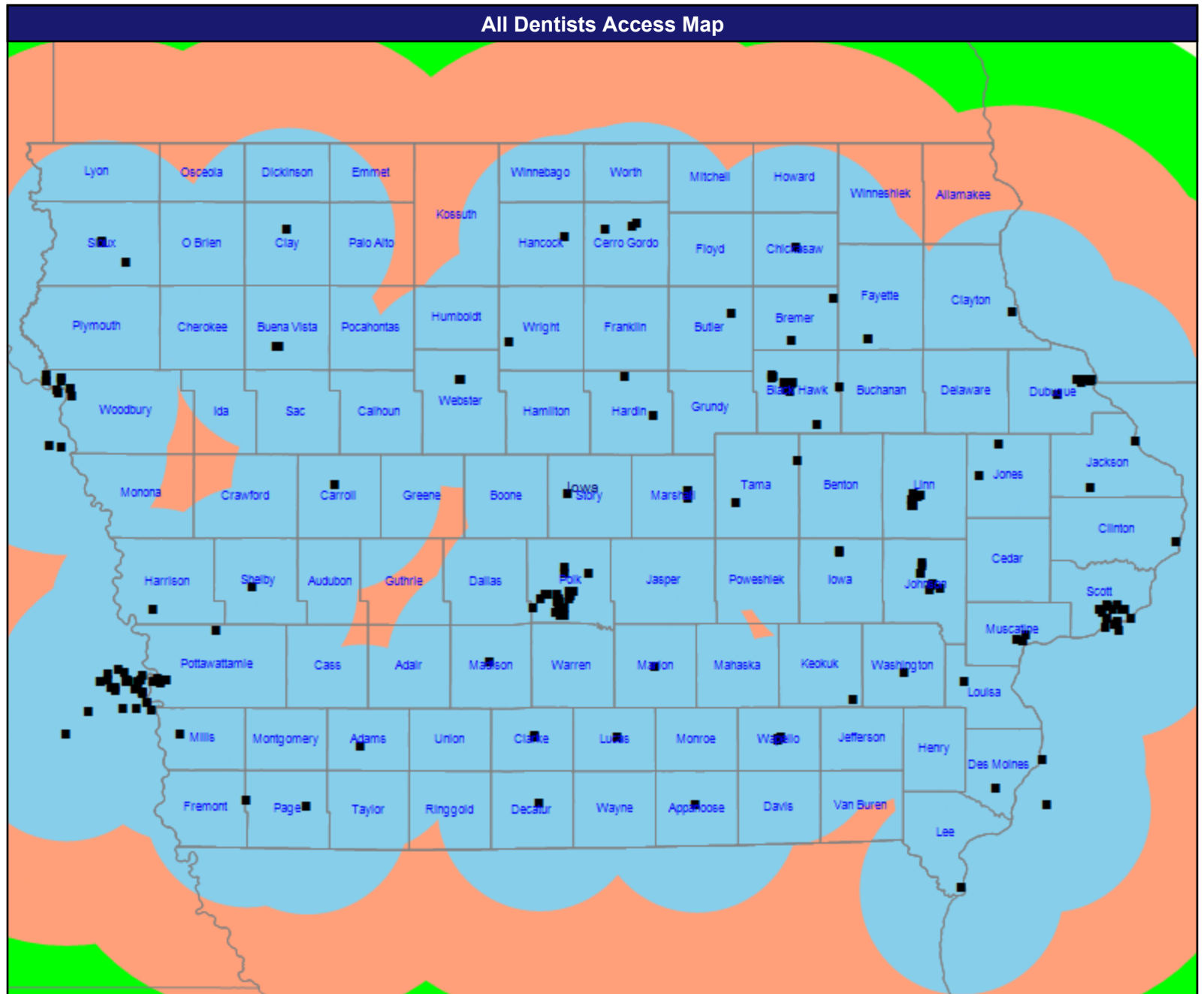
April 8, 2020

All Dentists

Total Providers: 859

- All providers
- 30 mile radius
- 60 mile radius
- 90 mile radius

41.42 miles



# Endodontists Access Map

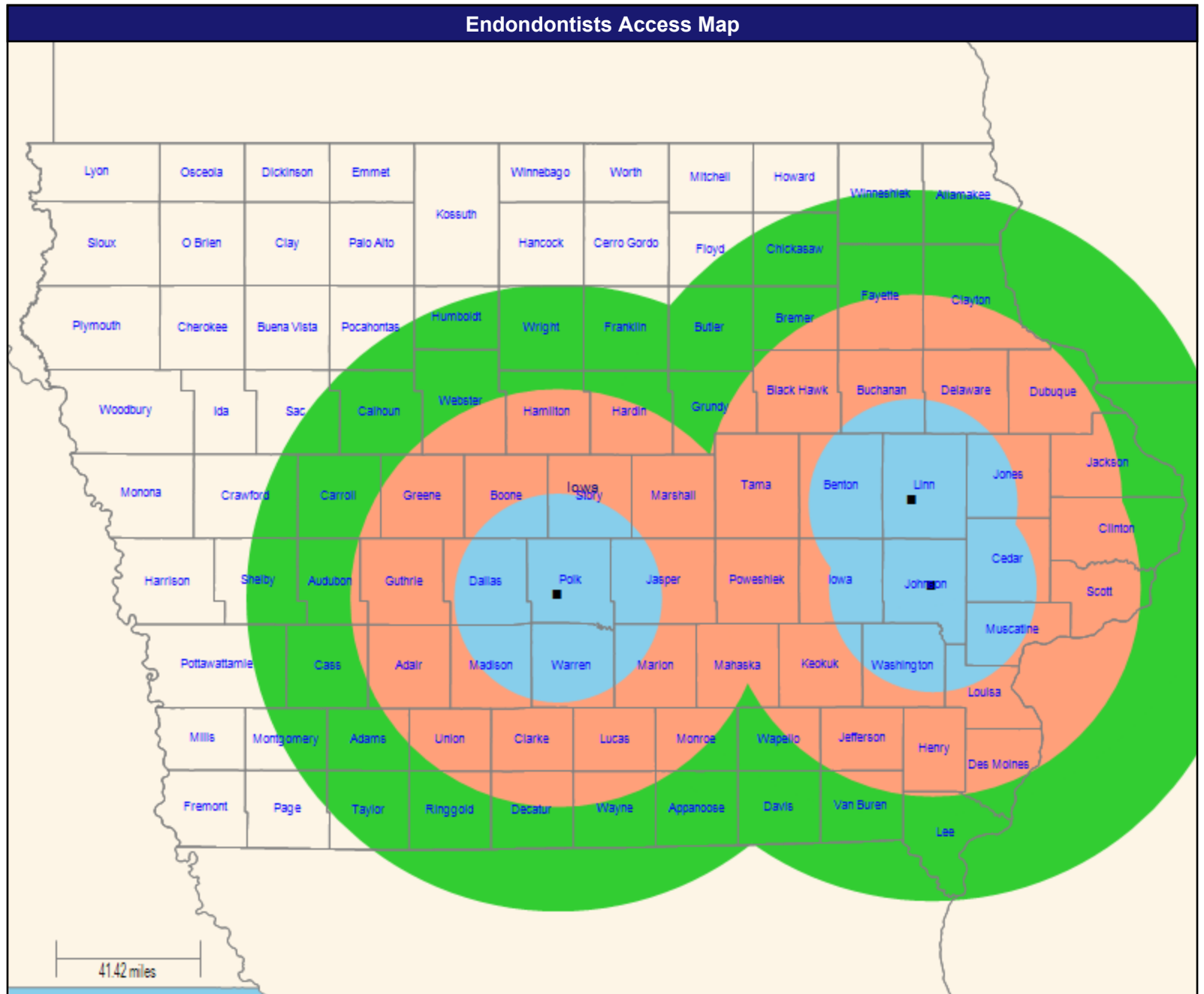
April 8, 2020

Endodontists

Total Providers: 10

- All providers
- 30 mile radius
- 60 mile radius
- 90 mile radius

41.42 miles



# General Dentists Access Map

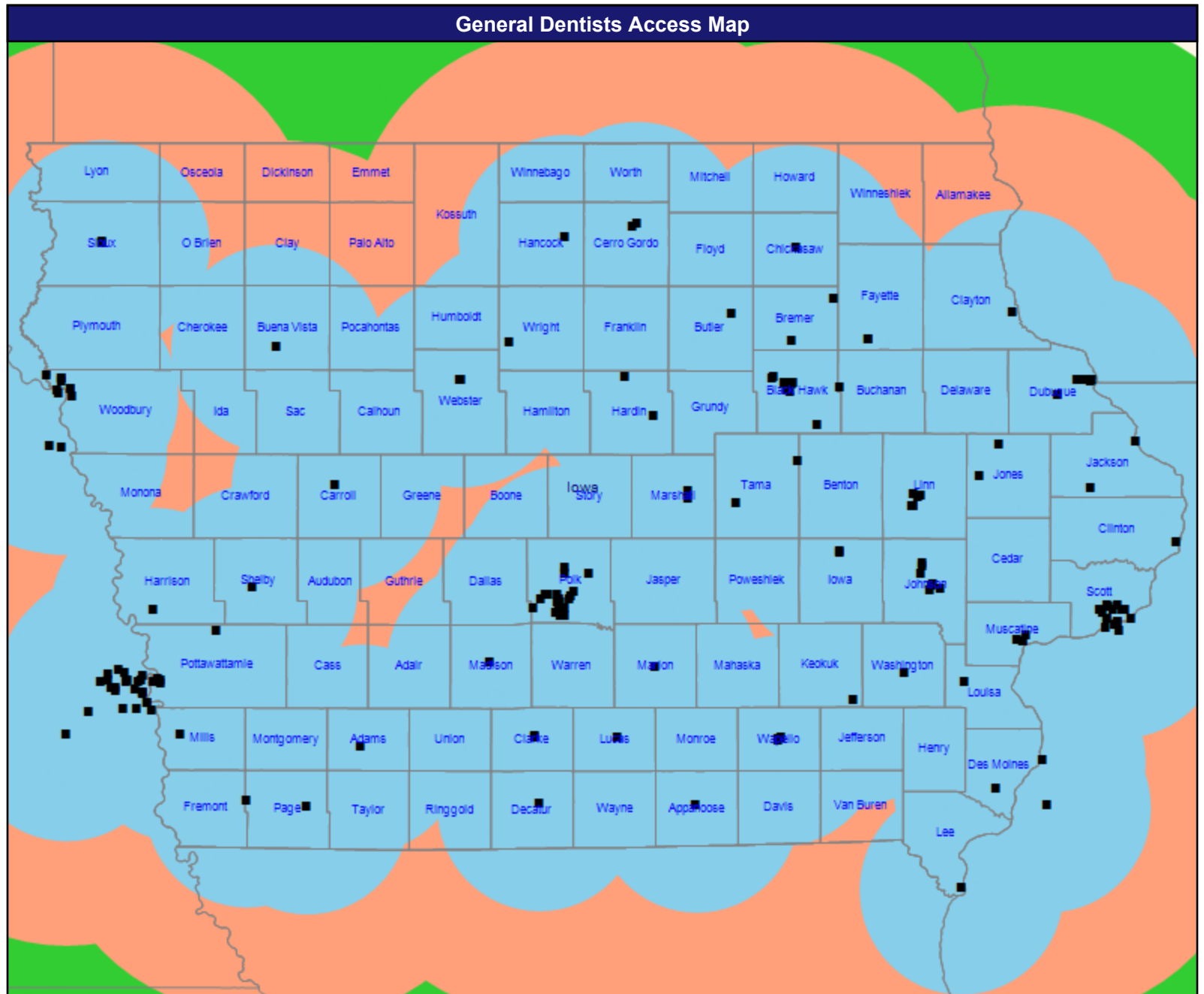
April 8, 2020

General Dentists

Total Providers: 663

- All providers
- 30 mile radius
- 60 mile radius
- 90 mile radius

41.42 miles



# Oral Surgeons Access Map

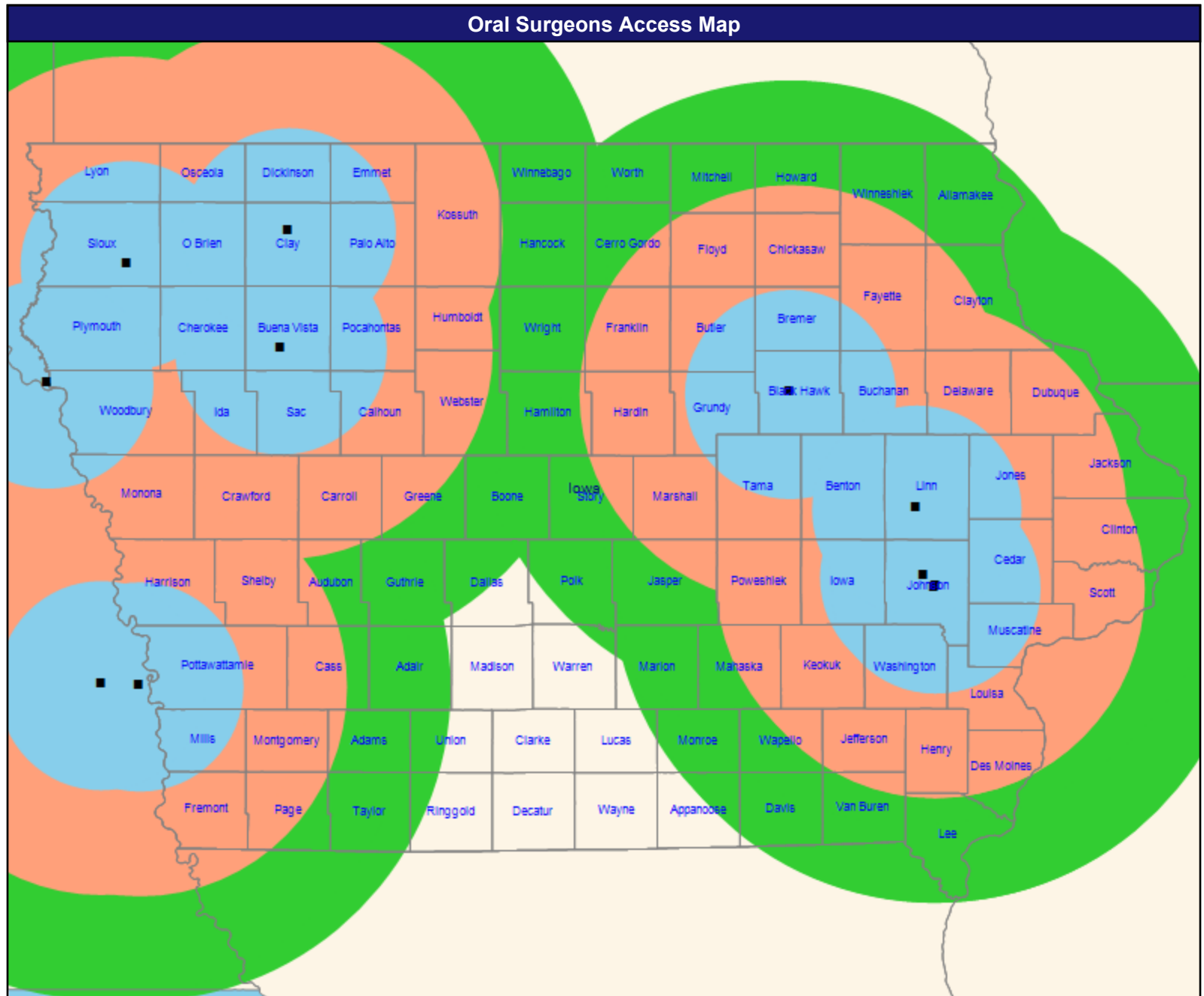
April 8, 2020

Oral Surgeons

Total Providers: 67

- All providers
- 30 mile radius
- 60 mile radius
- 90 mile radius

41.42 miles



# Orthodontists Access Map

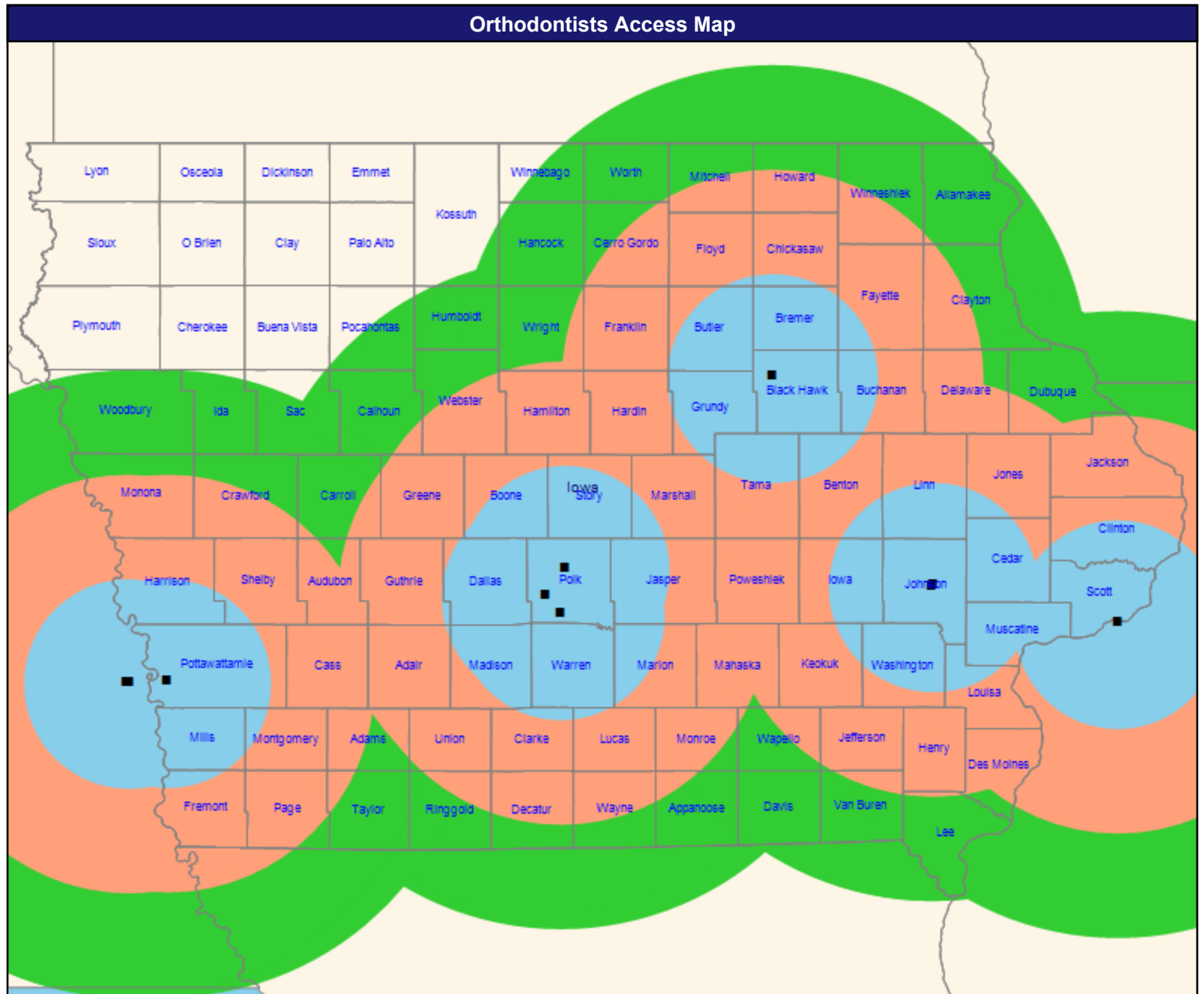
April 8, 2020

Orthodontists

Total Providers: 18

- All providers
- 30 mile radius
- 60 mile radius
- 90 mile radius

41.42 miles





# Pediatric Dentists Access Map

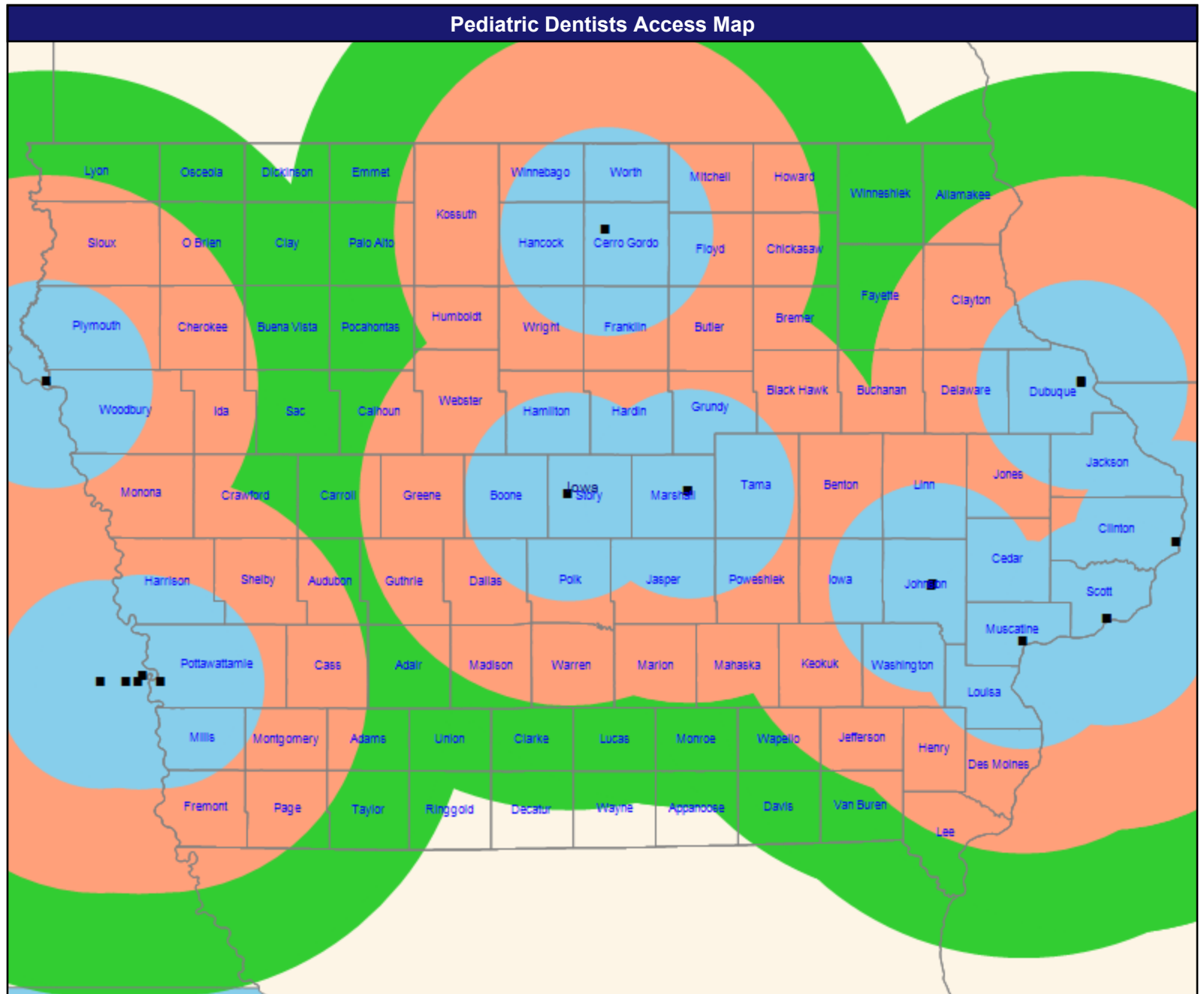
April 8, 2020

Pediatric Dentists

Total Providers: 52

- All providers
- 30 mile radius
- 60 mile radius
- 90 mile radius

41.42 miles



# Periodontists Access Map

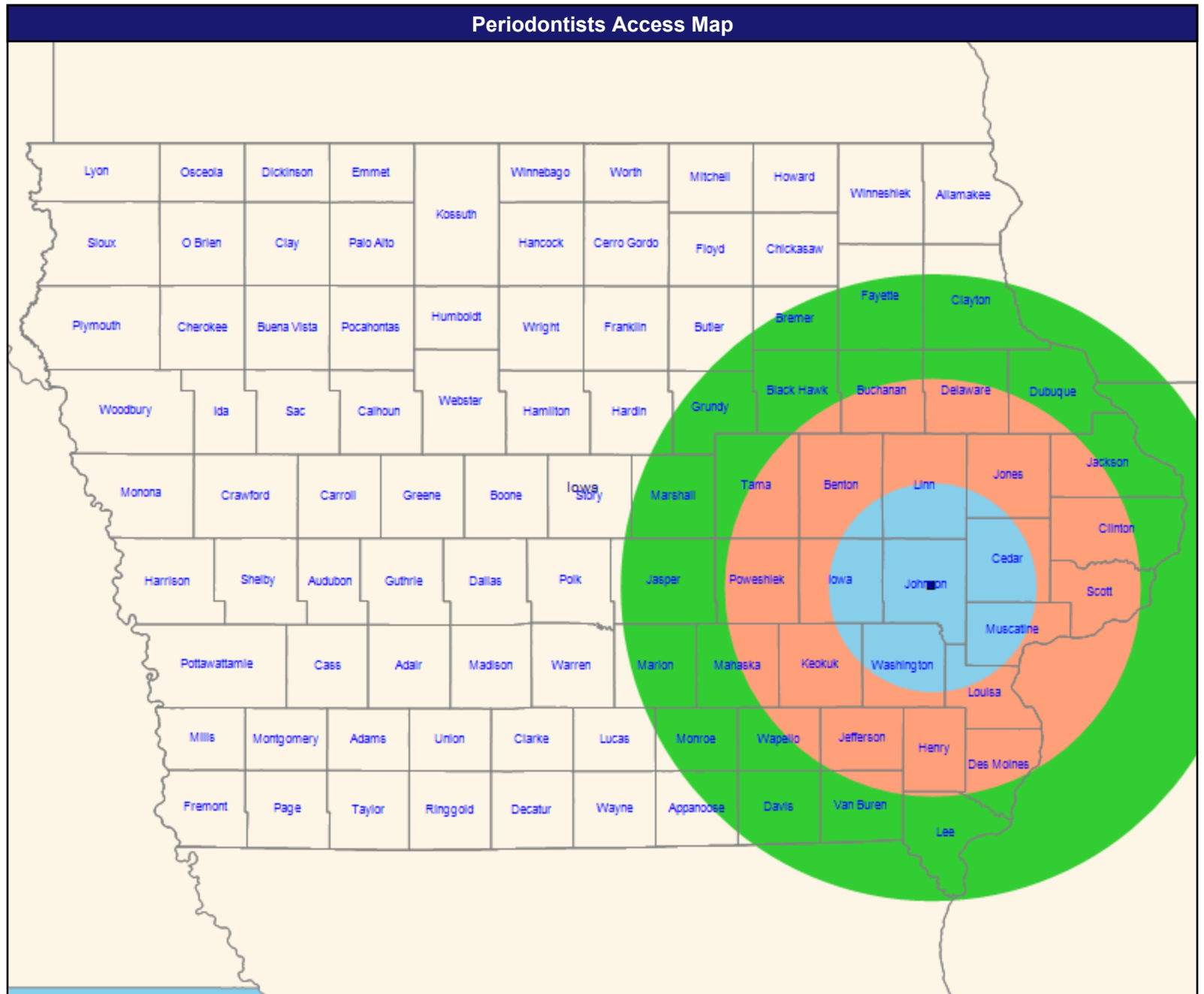
April 8, 2020

Periodontists

Total Providers: 9

- All providers
- 30 mile radius
- 60 mile radius
- 90 mile radius

41.42 miles



# Prosthodontists Access Map

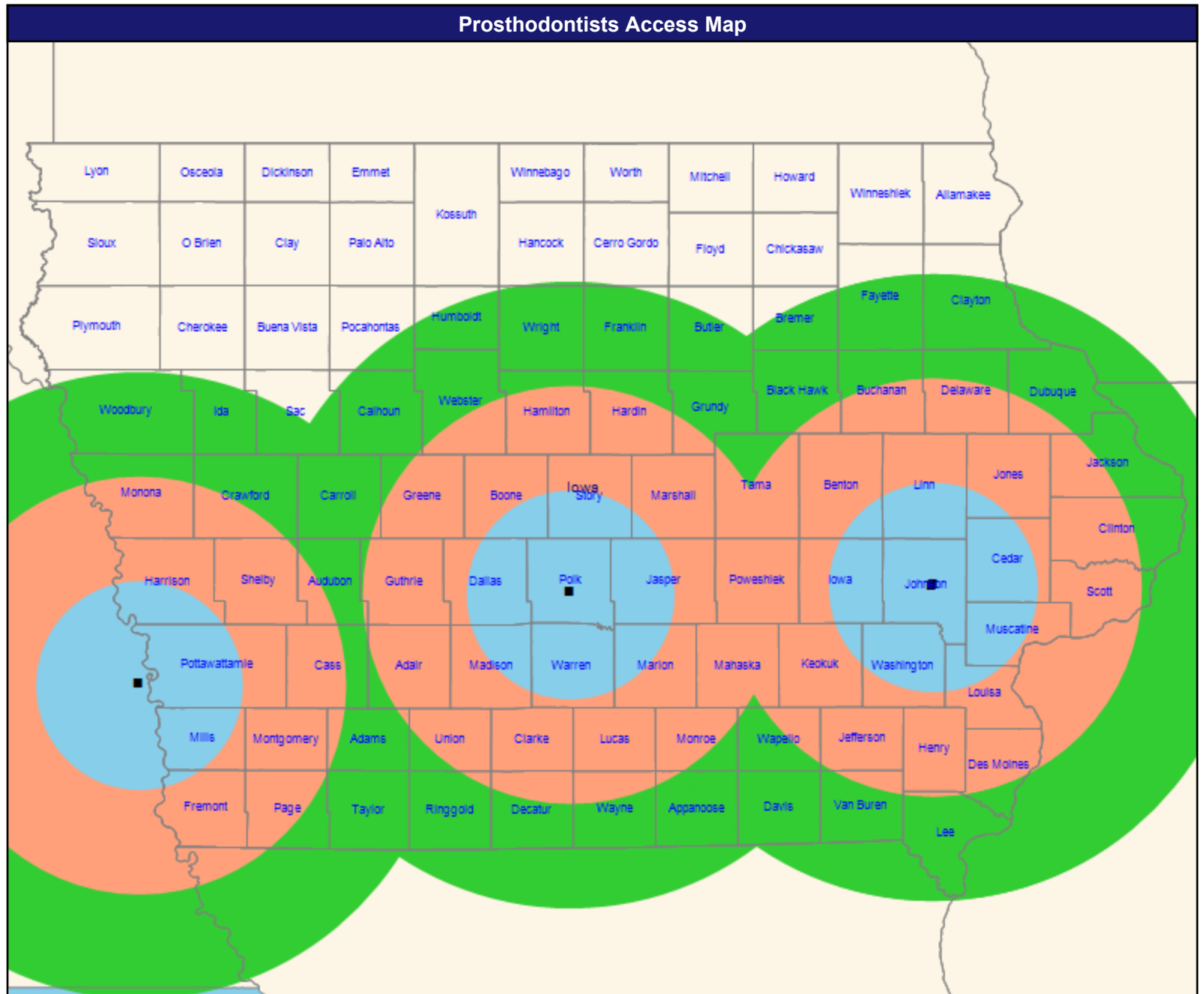
April 8, 2020

Prosthodontists

Total Providers: 17

- All providers
- 30 mile radius
- 60 mile radius
- 90 mile radius

41.42 miles



# Access Summary By County

April 8, 2020

Access Analysis  
 All Access  
 DWP Member Group  
     DWP Members (Iowa)  
 Provider Group  
     General Dentists (Iowa)  
     Pediatric Dentists (Iowa)  
     Endodontists (Iowa)  
     Oral Surgeons (Iowa)  
     Orthodontists (Iowa)  
     Periodontists (Iowa)  
     Prosthodontists (Iowa)

---

<sup>1</sup> Provider counts represent:  
 #: Provider access points  
 P: Unique providers  
 L: Unique provider locations

\*\* These records have been excluded from the analysis because of invalid zip codes.

All DWP Members												
DWP Member		Provider	With Access		Without Access		Counts <sup>1</sup>			Average Distance		
Group	#	Standard	#	%	#	%	#	P	L	1	2	3
DWP Members	112,033	1 in 30 miles and 30 mins	104,866	93.6	7,167	6.4	623	623	159	7.9	10.1	11.1
		1 in 60 miles and 60 mins	111,646	99.7	387	0.3	623	623	159	7.9	10.1	11.1
		1 in 90 miles and 90 mins	112,033	100.0	0	0.0	623	623	159	7.9	10.1	11.1
		1 in 30 miles and 30 mins	39,566	35.3	72,467	64.7	49	49	16	32.5	42.2	53.8
		1 in 60 miles and 60 mins	89,695	80.1	22,338	19.9	49	49	16	32.5	42.2	53.8
		1 in 90 miles and 90 mins	108,495	96.8	3,538	3.2	49	49	16	32.5	42.2	53.8
		1 in 30 miles and 30 mins	35,022	31.3	77,011	68.7	10	10	3	55.5	55.5	59.7
		1 in 60 miles and 60 mins	46,460	41.5	65,573	58.5	10	10	3	55.5	55.5	59.7
		1 in 90 miles and 90 mins	69,326	61.9	42,707	38.1	10	10	3	55.5	55.5	59.7
		1 in 30 miles and 30 mins	33,175	29.6	78,858	70.4	63	63	10	52.5	61.1	62.7
		1 in 60 miles and 60 mins	48,157	43.0	63,876	57.0	63	63	10	52.5	61.1	62.7
		1 in 90 miles and 90 mins	77,143	68.9	34,890	31.1	63	63	10	52.5	61.1	62.7
		1 in 30 miles and 30 mins	47,387	42.3	64,646	57.7	18	18	10	36.7	49.5	51.5
		1 in 60 miles and 60 mins	76,151	68.0	35,882	32.0	18	18	10	36.7	49.5	51.5
		1 in 90 miles and 90 mins	93,531	83.5	18,502	16.5	18	18	10	36.7	49.5	51.5
		1 in 30 miles and 30 mins	4,582	4.1	107,451	95.9	9	9	1	107.4	107.4	107.4
		1 in 60 miles and 60 mins	17,235	15.4	94,798	84.6	9	9	1	107.4	107.4	107.4
		1 in 90 miles and 90 mins	28,529	25.5	83,504	74.5	9	9	1	107.4	107.4	107.4
		1 in 30 miles and 30 mins	30,678	27.4	81,355	72.6	17	17	4	49.4	88.3	107.4
		1 in 60 miles and 60 mins	51,670	46.1	60,363	53.9	17	17	4	49.4	88.3	107.4
		1 in 90 miles and 90 mins	73,073	65.2	38,960	34.8	17	17	4	49.4	88.3	107.4

Key Geographic Areas									
County	DWP Member	Provider	With Access		Without Access		Average Distance		
	#	Standard	#	%	#	%	1	2	3
Polk, IA	18,867	1 in 60 miles and 60 mins	18,867	100.0	0	0.0	5.4	5.4	5.4
		1 in 90 miles and 90 mins	18,867	100.0	0	0.0	5.4	5.4	5.4
		1 in 30 miles and 30 mins	18,867	100.0	0	0.0	1.7	1.9	2.1
		1 in 60 miles and 60 mins	18,867	100.0	0	0.0	1.7	1.9	2.1
		1 in 90 miles and 90 mins	18,867	100.0	0	0.0	1.7	1.9	2.1
		1 in 30 miles and 30 mins	18,867	100.0	0	0.0	4.5	8.9	12.3
		1 in 60 miles and 60 mins	18,867	100.0	0	0.0	4.5	8.9	12.3
		1 in 90 miles and 90 mins	18,867	100.0	0	0.0	4.5	8.9	12.3
		1 in 60 miles and 60 mins	18,867	100.0	0	0.0	31.1	57.7	57.8
		1 in 90 miles and 90 mins	18,867	100.0	0	0.0	31.1	57.7	57.8
		1 in 30 miles and 30 mins	18,867	100.0	0	0.0	6.5	109.7	109.7
		1 in 60 miles and 60 mins	18,867	100.0	0	0.0	6.5	109.7	109.7
		1 in 90 miles and 90 mins	18,867	100.0	0	0.0	6.5	109.7	109.7
1 in 30 miles and 30 mins	18,861	99.9	6	0.1	5.4	5.4	5.4		