



Network Access Analysis

Dental Wellness Plan
MCNA Dental

January 16, 2020

Contents

Report Contents

Access Overview - All Dentists (30 miles/30 minutes)	4
Access Overview - General Dentists (30 miles/30 minutes)	5
Access Overview - Pediatric Dentists (30 miles/30 minutes)	6
Access Overview - Orthodontists (30 miles/30 minutes)	7
Access Overview - Oral Surgeons (30 miles/30 minutes)	8
Access Overview - Endodontists (30 miles/30 minutes)	9
Access Overview - Prosthodontists (30 miles/30 minutes)	10
Access Overview - Periodontists (30 miles/30 minutes)	11
Access Overview - All Dentists (60 miles/60 minutes)	12
Access Overview - General Dentists (60 miles/60 minutes)	13
Access Overview - Pediatric Dentists (60 miles/60 minutes)	14
Access Overview - Orthodontists (60 miles/60 minutes)	15
Access Overview - Oral Surgeons (60 miles/60 minutes)	16
Access Overview - Endodontists (60 miles/60 minutes)	17
Access Overview - Prosthodontists (60 miles/60 minutes)	18
Access Overview - Periodontists (60 miles/60 minutes)	19
Access Overview - All Dentists (90 miles/90 minutes)	20
Access Overview - General Dentists (90 miles/90 minutes)	21
Access Overview - Pediatric Dentists (90 miles/90 minutes)	22
Access Overview - Orthodontists (90 miles/90 minutes)	23
Access Overview - Oral Surgeons (90 miles/90 minutes)	24
Access Overview - Endodontists (90 miles/90 minutes)	25
Access Overview - Prosthodontists (90 miles/90 minutes)	26
Access Overview - Periodontists (90 miles/90 minutes)	27

Contents

Report Contents

All Dentists Access Map	28
Endodontists Access Map	29
General Dentists Access Map	30
Oral Surgeons Access Map	31
Orthodontists Access Map	32
Pediatric Dentists Access Map	33
Periodontists Access Map	34
Prosthodontists Access Map	35
Access Summary By County	36
Access Detail By County	37

Access Overview - General Dentists (30 miles/30 minutes)

January 16, 2020

Access Analysis
General Dentists (30 miles/30 minutes)

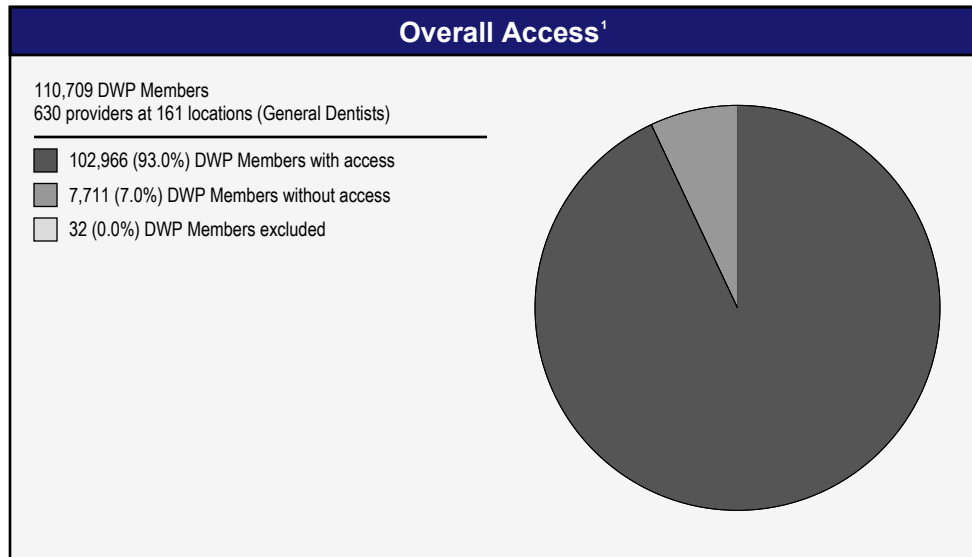
DWP Member / Provider Groups
DWP Members (Iowa)
General Dentists (Iowa)

Comparison Graph
Percent of dwp members with access to a choice of providers over miles

- 1st closest
- 2nd closest
- 3rd closest

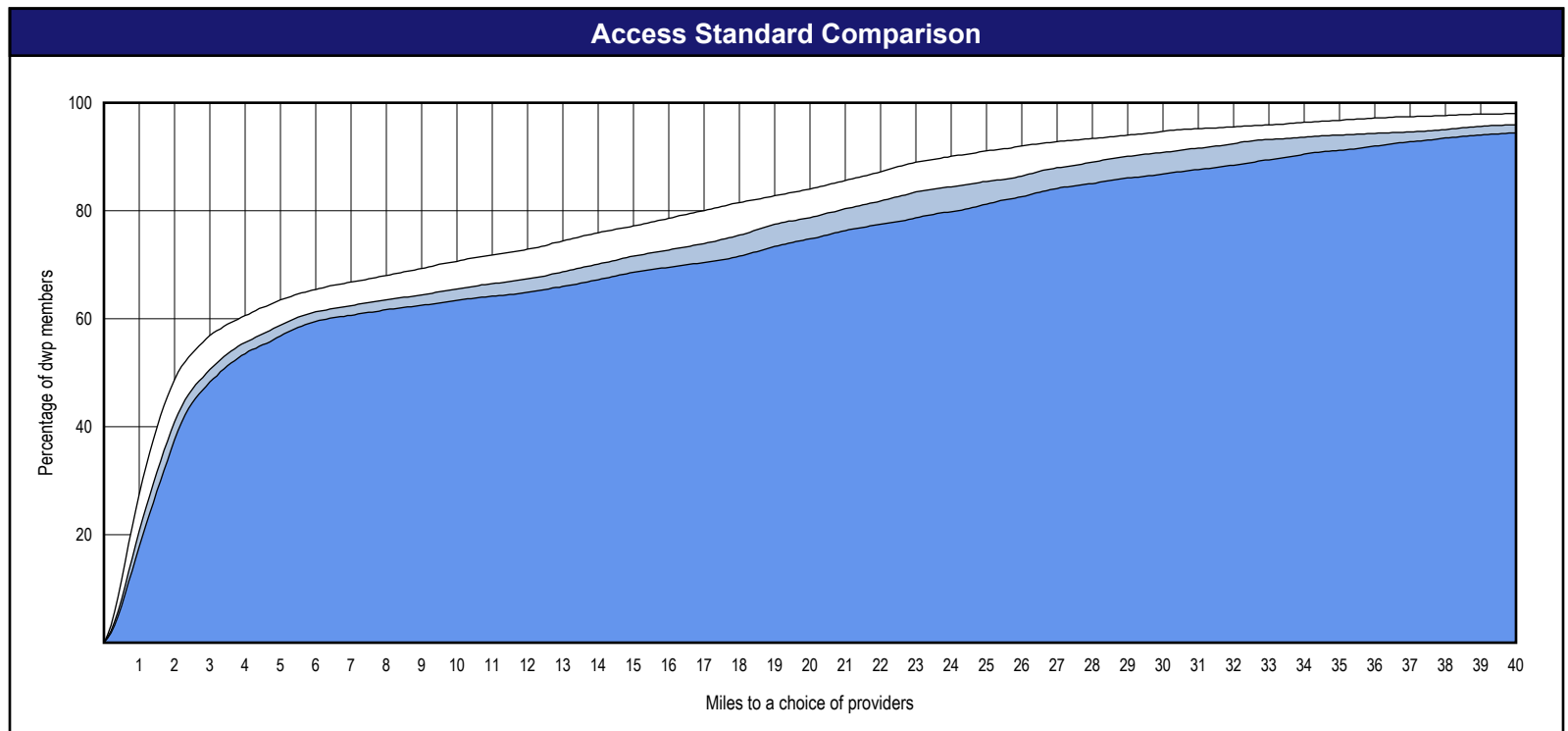
¹ The Access Standard is defined as (DWP Members (Iowa)) dwp members accessing:

1 (General Dentists (Iowa)) provider in 30 miles and 30 minutes



Distances/Times

	Average
Distance/Time to 1st closest provider	10.7 miles 12.3 mins
Distance/Time to 2nd closest provider	12.8 miles 14.6 mins
Distance/Time to 3rd closest provider	14.2 miles 16.2 mins



Access Overview - All Dentists (30 miles/30 minutes)

January 16, 2020

Access Analysis

All Dentists (30 miles/30 minutes)

DWP Member / Provider Groups

DWP Members (Iowa)

All Dentists (Iowa)

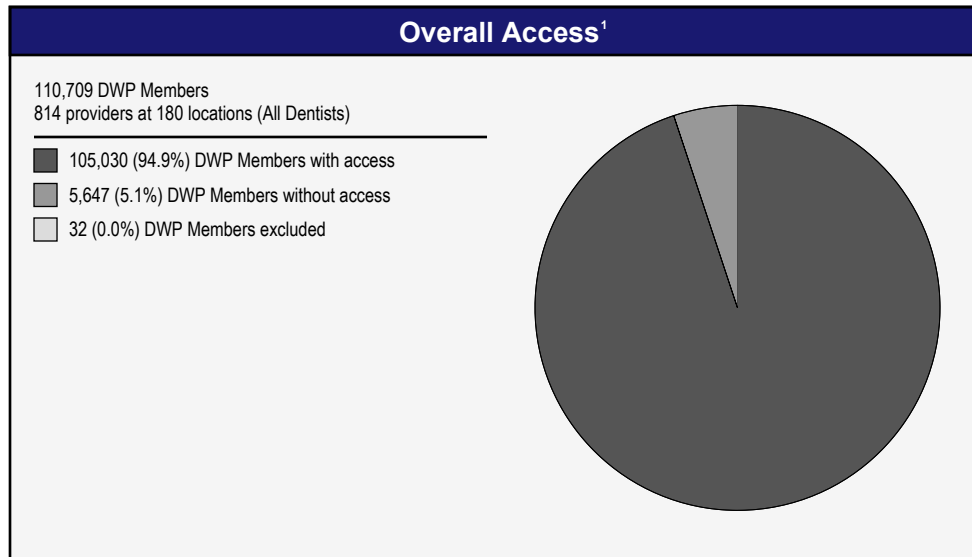
Comparison Graph

Percent of dwp members with access to a choice of providers over miles

- 1st closest
- 2nd closest
- 3rd closest

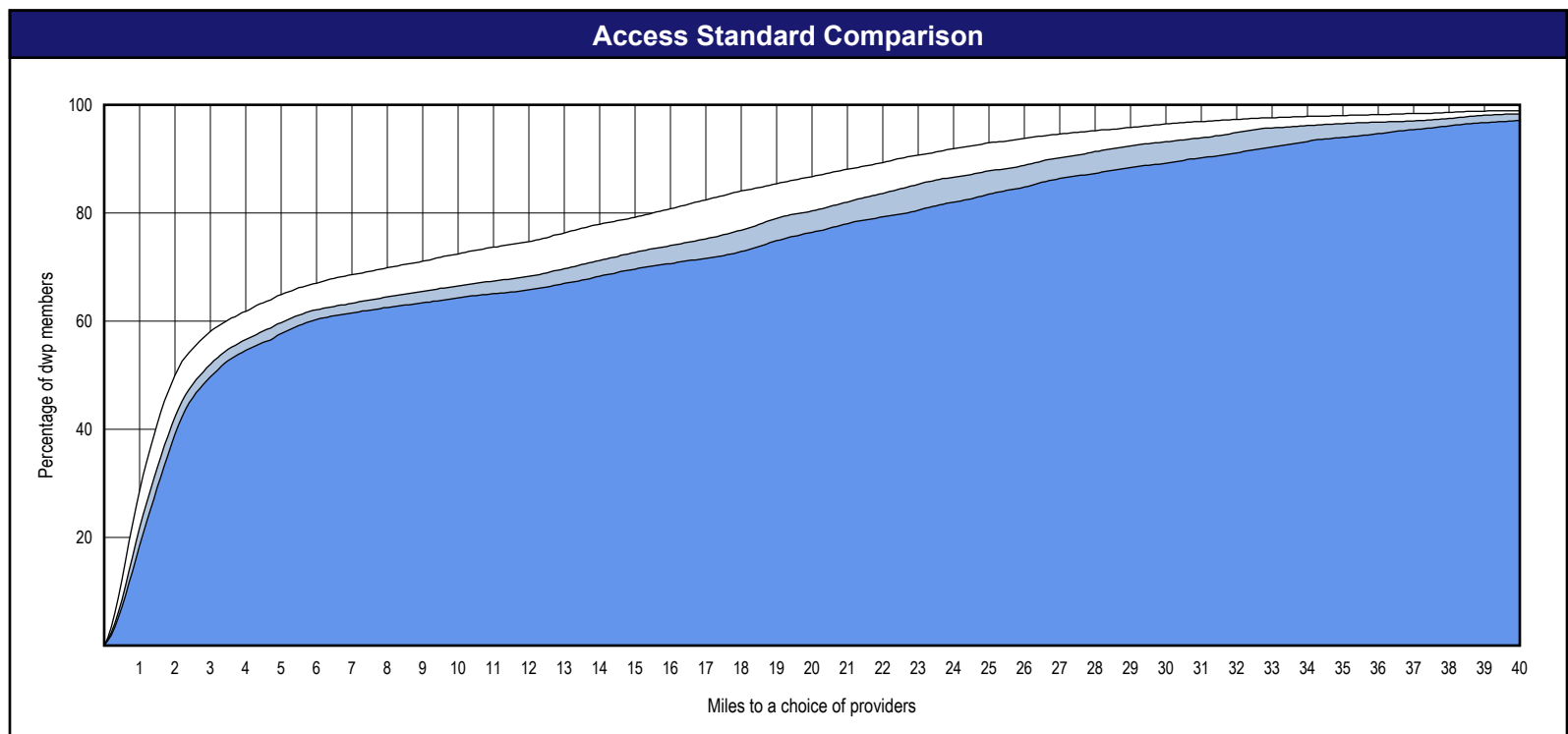
¹ The Access Standard is defined as (DWP Members (Iowa)) dwp members accessing:

1 (All Dentists (Iowa)) provider in 30 miles and 30 minutes



Distances/Times

	Average
Distance/Time to 1st closest provider	9.9 miles 11.3 mins
Distance/Time to 2nd closest provider	11.8 miles 13.5 mins
Distance/Time to 3rd closest provider	13.1 miles 15.0 mins



Access Overview - Pediatric Dentists (30 miles/30 minutes)

January 16, 2020

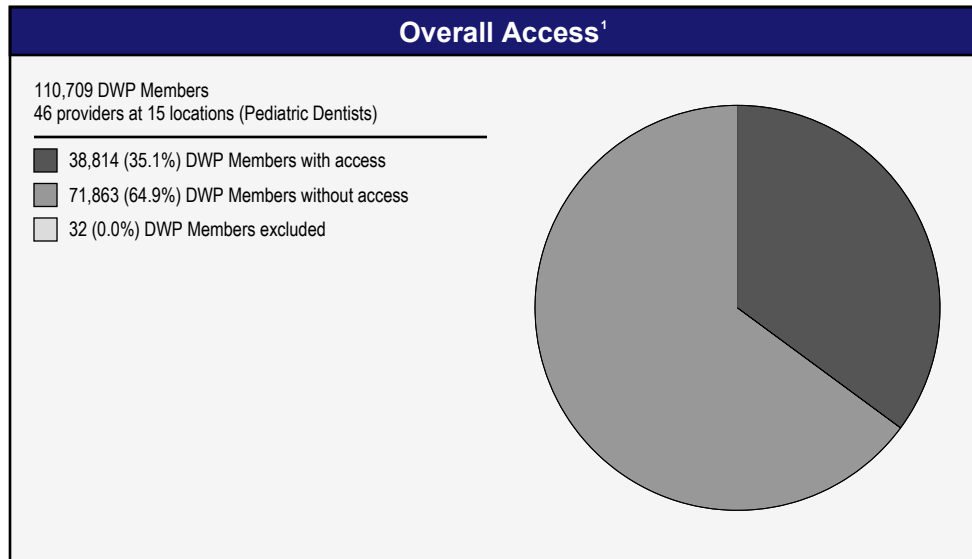
Access Analysis
 Pediatric Dentists (30 miles/30 minutes)

DWP Member / Provider Groups
 DWP Members (Iowa)
 Pediatric Dentists (Iowa)

Comparison Graph
 Percent of dwp members with access to a choice of providers over miles

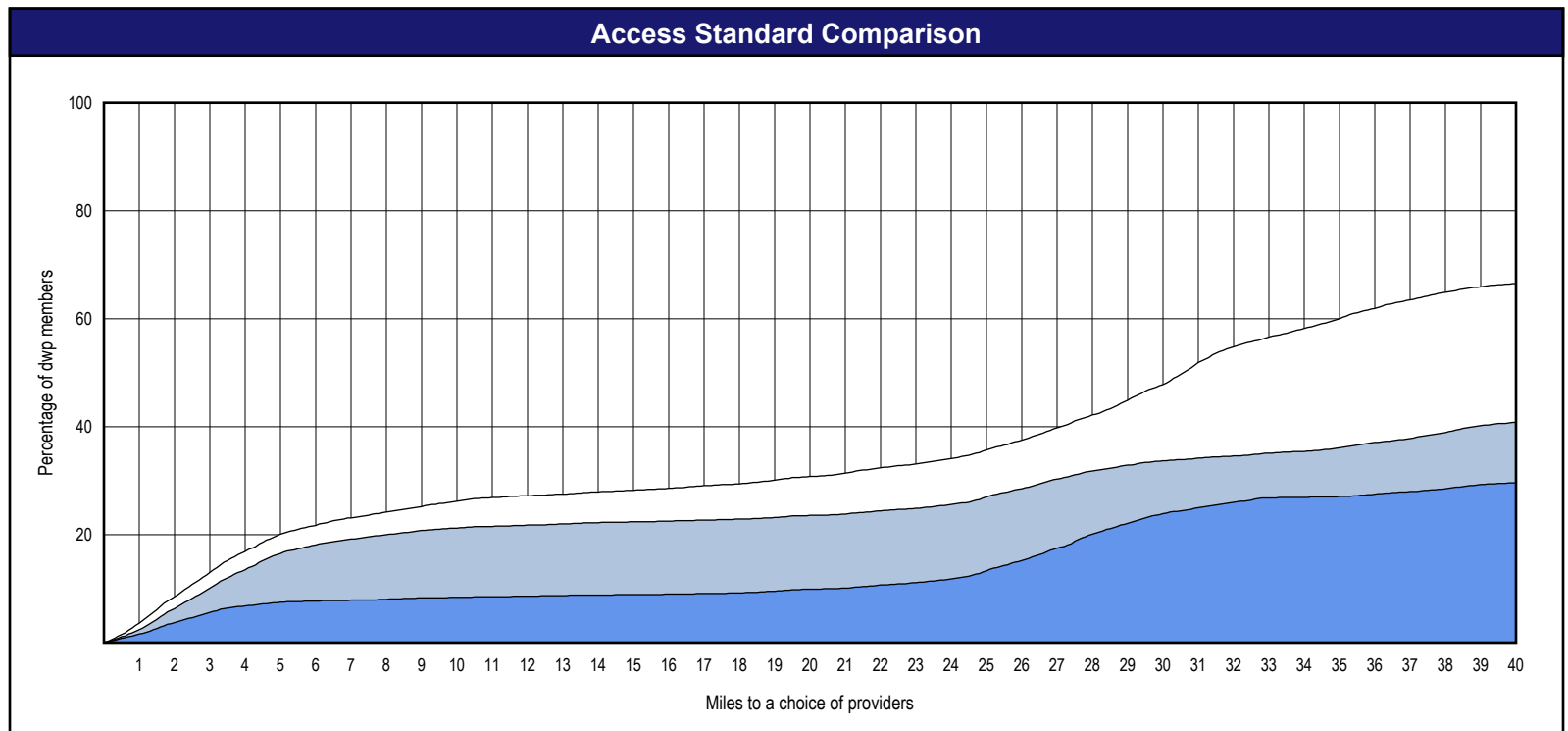
- 1st closest
- 2nd closest
- 3rd closest

¹ The Access Standard is defined as (DWP Members (Iowa)) dwp members accessing:
 1 (Pediatric Dentists (Iowa)) provider in 30 miles and 30 minutes



Distances/Times

	Average
Distance/Time to 1st closest provider	35.4 miles 41.6 mins
Distance/Time to 2nd closest provider	47.4 miles 56.0 mins
Distance/Time to 3rd closest provider	69.0 miles 84.3 mins



Access Overview - Orthodontists (30 miles/30 minutes)

January 16, 2020

Access Analysis
Orthodontists (30 miles/30 minutes)


DWP Member / Provider Groups
DWP Members (Iowa)
Orthodontists (Iowa)

Comparison Graph
Percent of dwp members with access to a choice of providers over miles

- 1st closest
- 2nd closest
- 3rd closest

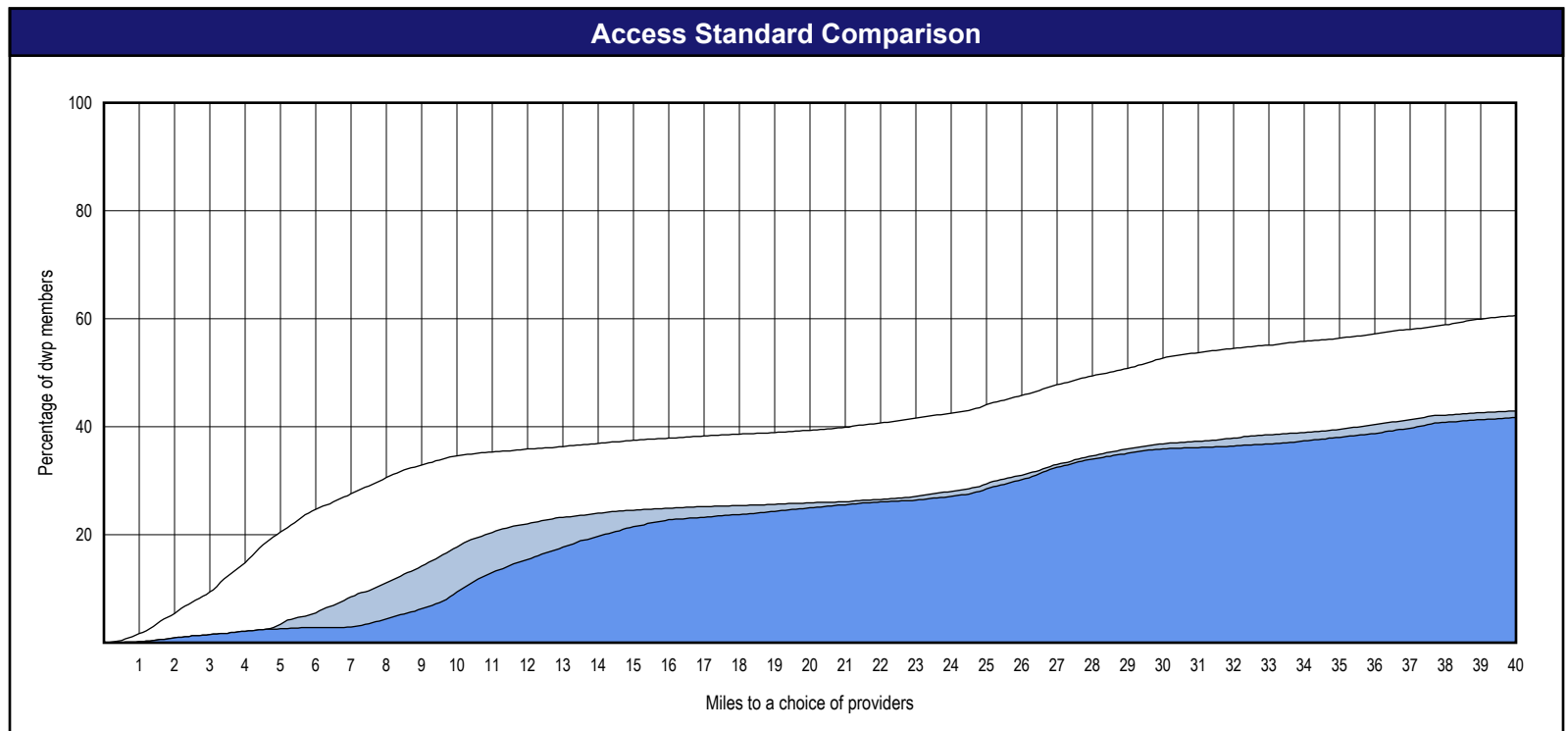
¹ The Access Standard is defined as (DWP Members (Iowa)) dwp members accessing:

1 (Orthodontists (Iowa)) provider in 30 miles and 30 minutes



Distances/Times

	Average
Distance/Time to 1st closest provider	39.6 miles 48.8 mins
Distance/Time to 2nd closest provider	52.4 miles 69.9 mins
Distance/Time to 3rd closest provider	54.5 miles 73.6 mins



Access Overview - Oral Surgeons (30 miles/30 minutes)

January 16, 2020

Access Analysis
Oral Surgeons (30 miles/30 minutes)


DWP Member / Provider Groups
DWP Members (Iowa)
Oral Surgeons (Iowa)

Comparison Graph
Percent of dwp members with access to a choice of providers over miles

- 1st closest
- 2nd closest
- 3rd closest

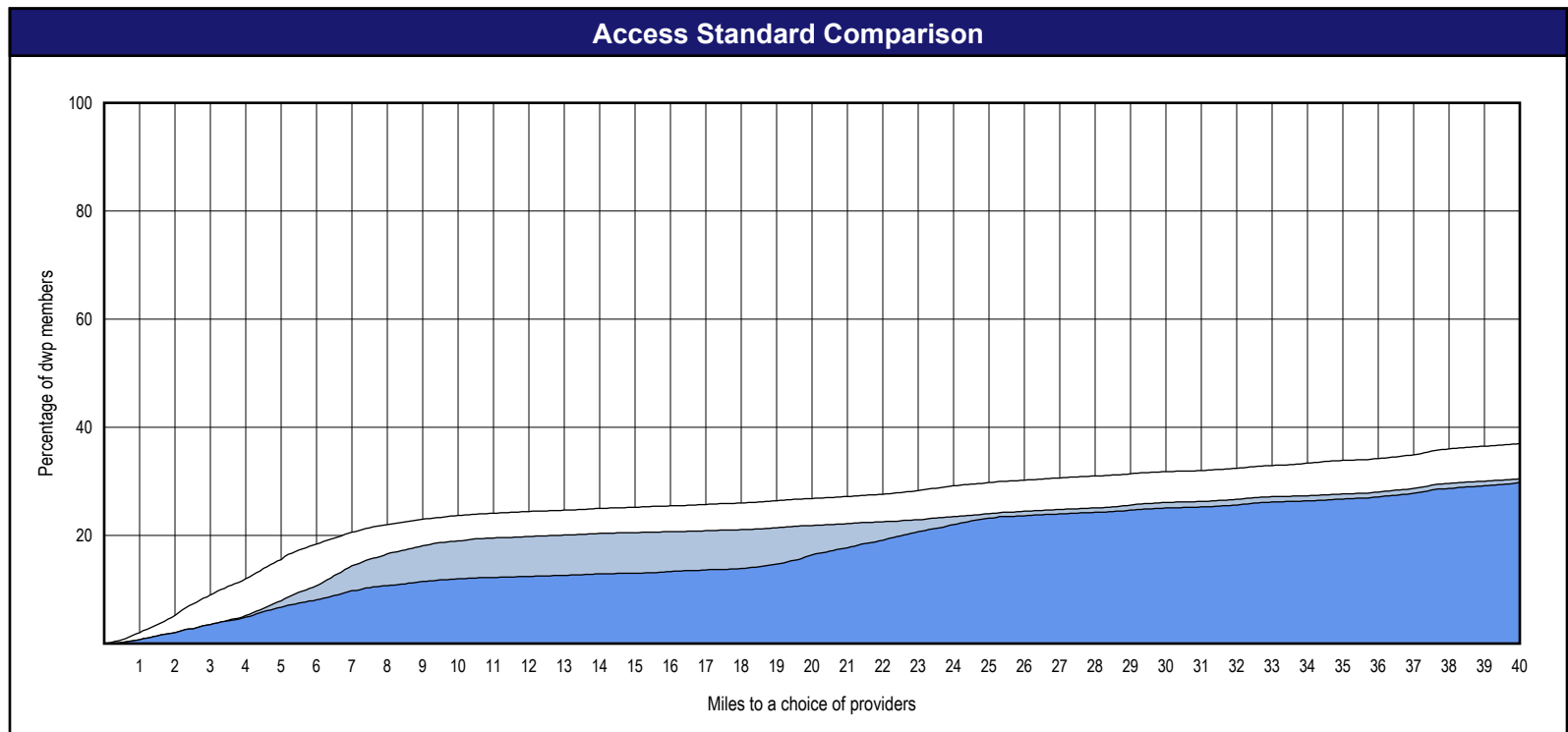
¹ The Access Standard is defined as (DWP Members (Iowa)) dwp members accessing:

1 (Oral Surgeons (Iowa)) provider in 30 miles and 30 minutes



Distances/Times

	Average
Distance/Time to 1st closest provider	55.1 miles 70.4 mins
Distance/Time to 2nd closest provider	61.8 miles 76.9 mins
Distance/Time to 3rd closest provider	63.9 miles 80.5 mins



Access Overview - Periodontists (30 miles/30 minutes)

January 16, 2020

Access Analysis
Periodontists (30 miles/30 minutes)

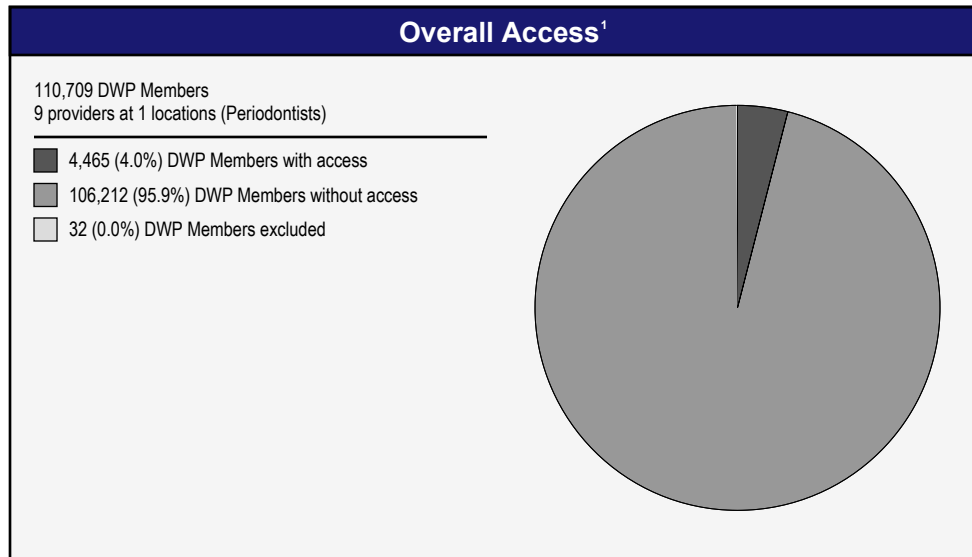
DWP Member / Provider Groups
DWP Members (Iowa)
Periodontists (Iowa)

Comparison Graph
Percent of dwp members with access to a choice of providers over miles

- 1st closest
- 2nd closest
- 3rd closest

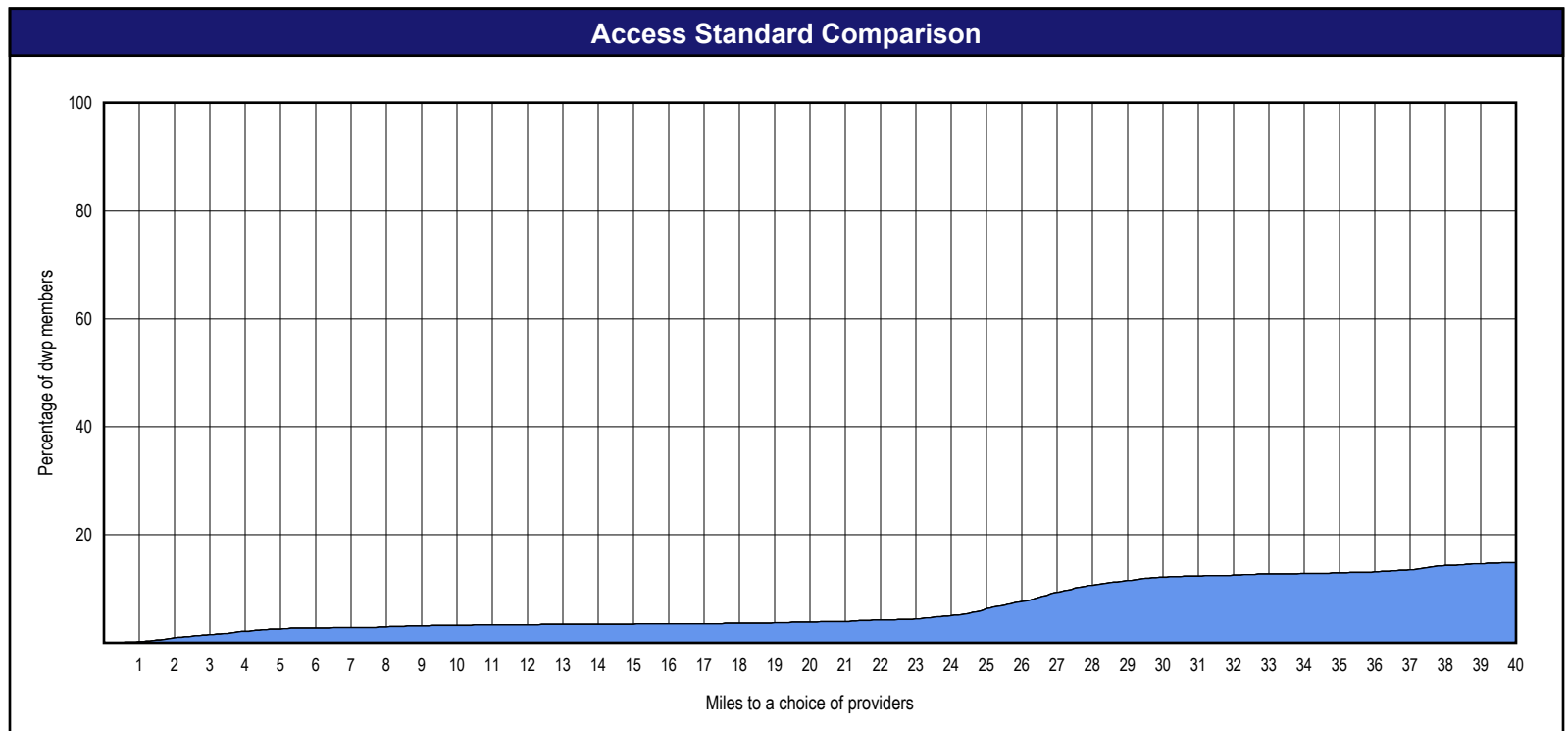
¹ The Access Standard is defined as (DWP Members (Iowa)) dwp members accessing:

1 (Periodontists (Iowa)) provider in 30 miles and 30 minutes



Distances/Times

	Average
Distance/Time to 1st closest provider	110.5 miles 167.2 mins
Distance/Time to 2nd closest provider	110.5 miles 167.2 mins
Distance/Time to 3rd closest provider	110.5 miles 167.2 mins



Access Overview - Endodontists (30 miles/30 minutes)

January 16, 2020

Access Analysis
Endodontists (30 miles/30 minutes)


DWP Member / Provider Groups
DWP Members (Iowa)
Endodontists (Iowa)

Comparison Graph
Percent of dwp members with access to a choice of providers over miles

- 1st closest
- 2nd closest
- 3rd closest

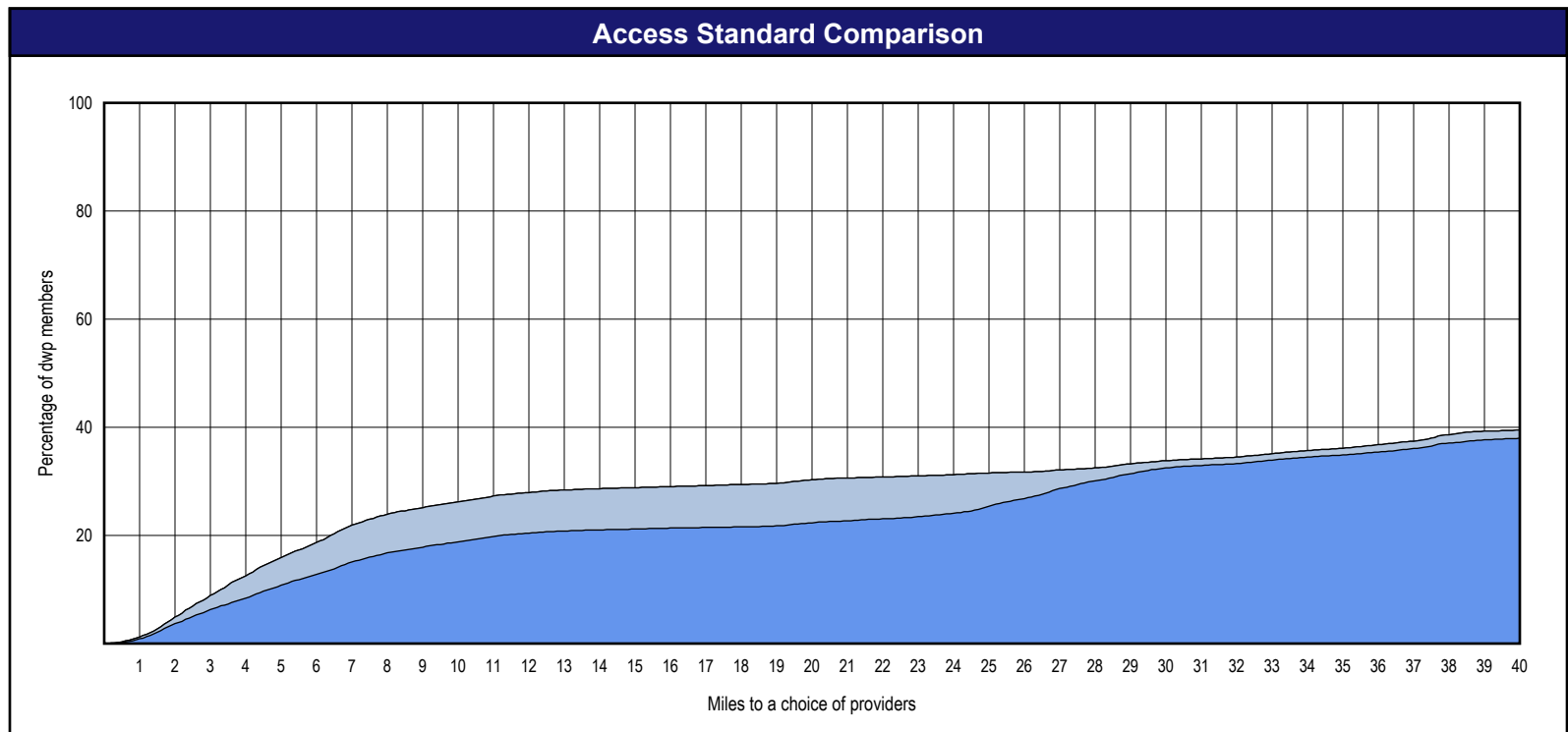
¹ The Access Standard is defined as (DWP Members (Iowa)) dwp members accessing:

1 (Endodontists (Iowa)) provider in 30 miles and 30 minutes



Distances/Times

	Average
Distance/Time to 1st closest provider	58.7 miles 83.4 mins
Distance/Time to 2nd closest provider	58.7 miles 83.4 mins
Distance/Time to 3rd closest provider	62.9 miles 92.8 mins



Access Overview - Prosthodontists (30 miles/30 minutes)

January 16, 2020

Access Analysis
Prosthodontists (30 miles/30 minutes)


DWP Member / Provider Groups
DWP Members (Iowa)
Prosthodontists (Iowa)

Comparison Graph
Percent of dwp members with access to a choice of providers over miles

- 1st closest
- 2nd closest
- 3rd closest

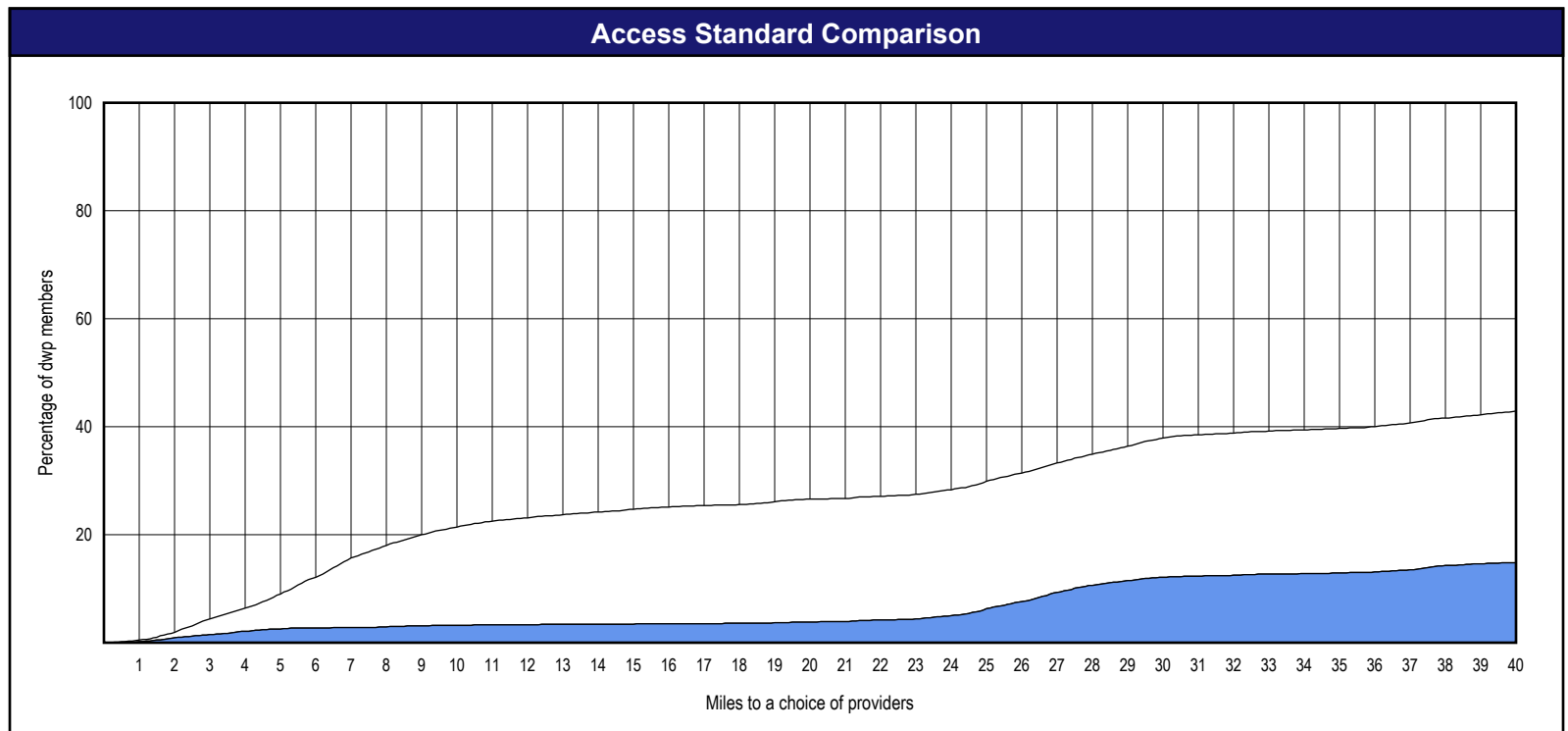
¹ The Access Standard is defined as (DWP Members (Iowa)) dwp members accessing:

1 (Prosthodontists (Iowa)) provider in 30 miles and 30 minutes



Distances/Times

	Average
Distance/Time to 1st closest provider	52.3 miles 72.4 mins
Distance/Time to 2nd closest provider	91.3 miles 133.5 mins
Distance/Time to 3rd closest provider	110.5 miles 167.2 mins



Access Overview - All Dentists (60 miles/60 minutes)

January 16, 2020

Access Analysis

All Dentists (60 miles/60 minutes)

DWP Member / Provider Groups

DWP Members (Iowa)

All Dentists (Iowa)


Comparison Graph

Percent of dwp members with access to a choice of providers over miles

- 1st closest
- 2nd closest
- 3rd closest

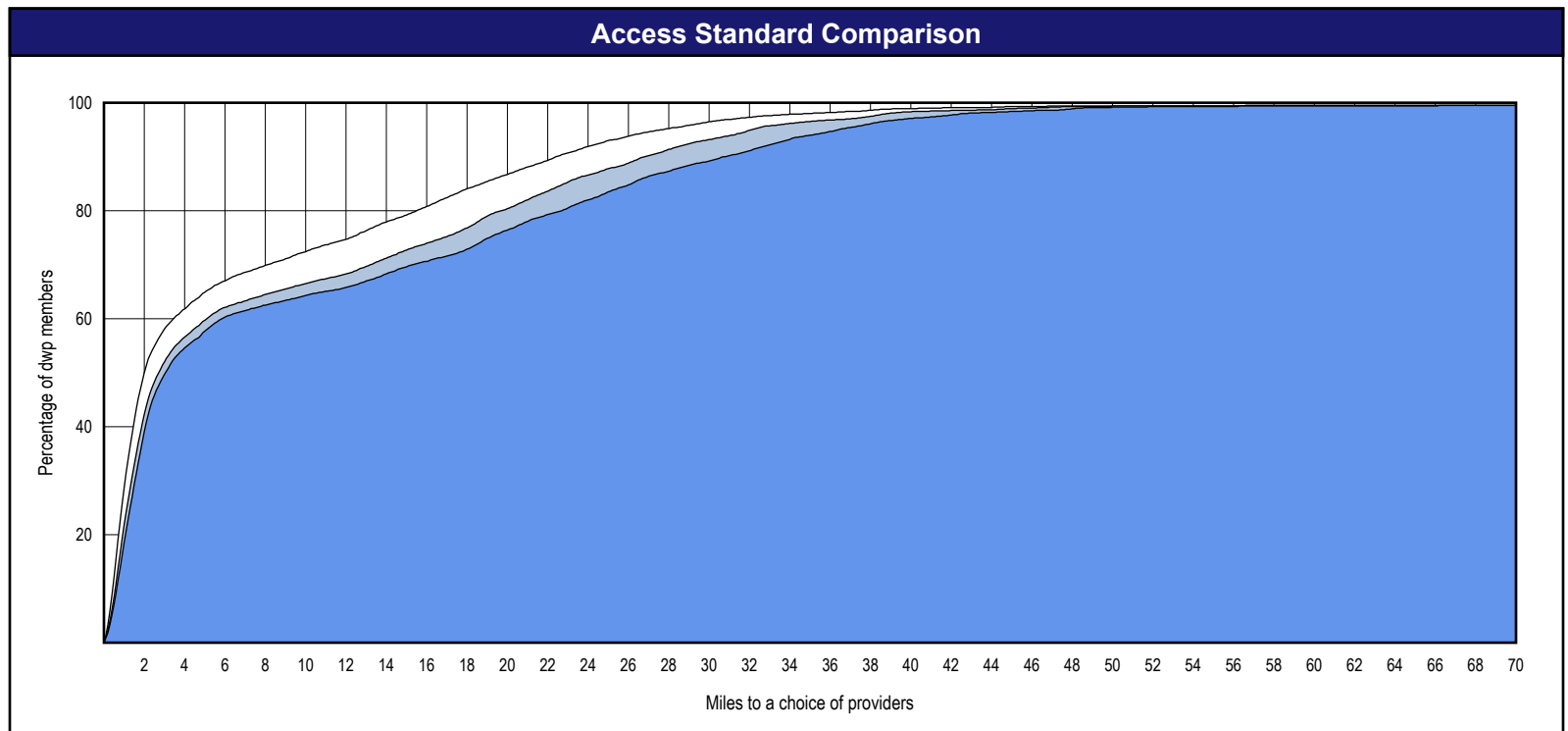
¹ The Access Standard is defined as (DWP Members (Iowa)) dwp members accessing:

1 (All Dentists (Iowa)) provider in 60 miles and 60 minutes



Distances/Times

	Average
Distance/Time to 1st closest provider	9.9 miles 11.3 mins
Distance/Time to 2nd closest provider	11.8 miles 13.5 mins
Distance/Time to 3rd closest provider	13.1 miles 15.0 mins



Access Overview - General Dentists (60 miles/60 minutes)

January 16, 2020

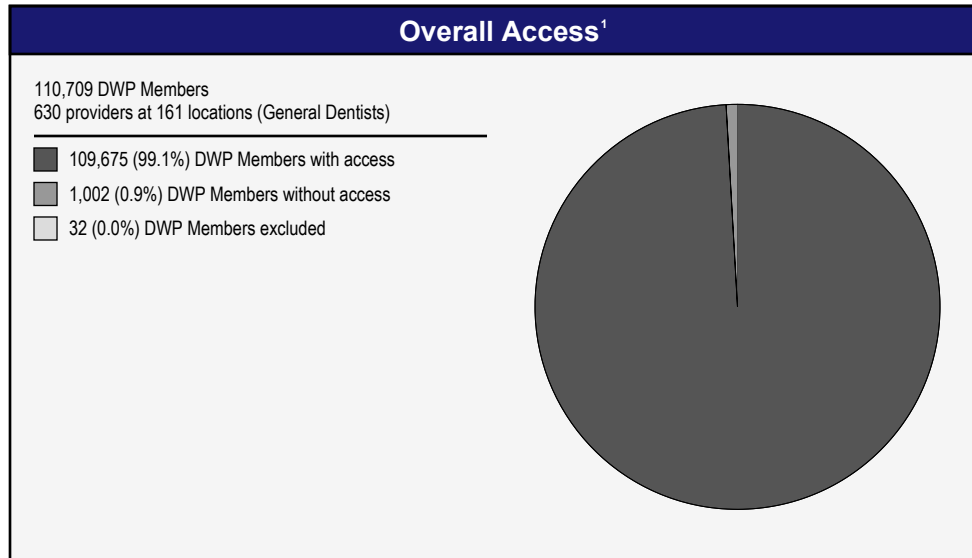
Access Analysis
General Dentists (60 miles/60 minutes)

DWP Member / Provider Groups
DWP Members (Iowa)
General Dentists (Iowa)

Comparison Graph
Percent of dwp members with access to a choice of providers over miles

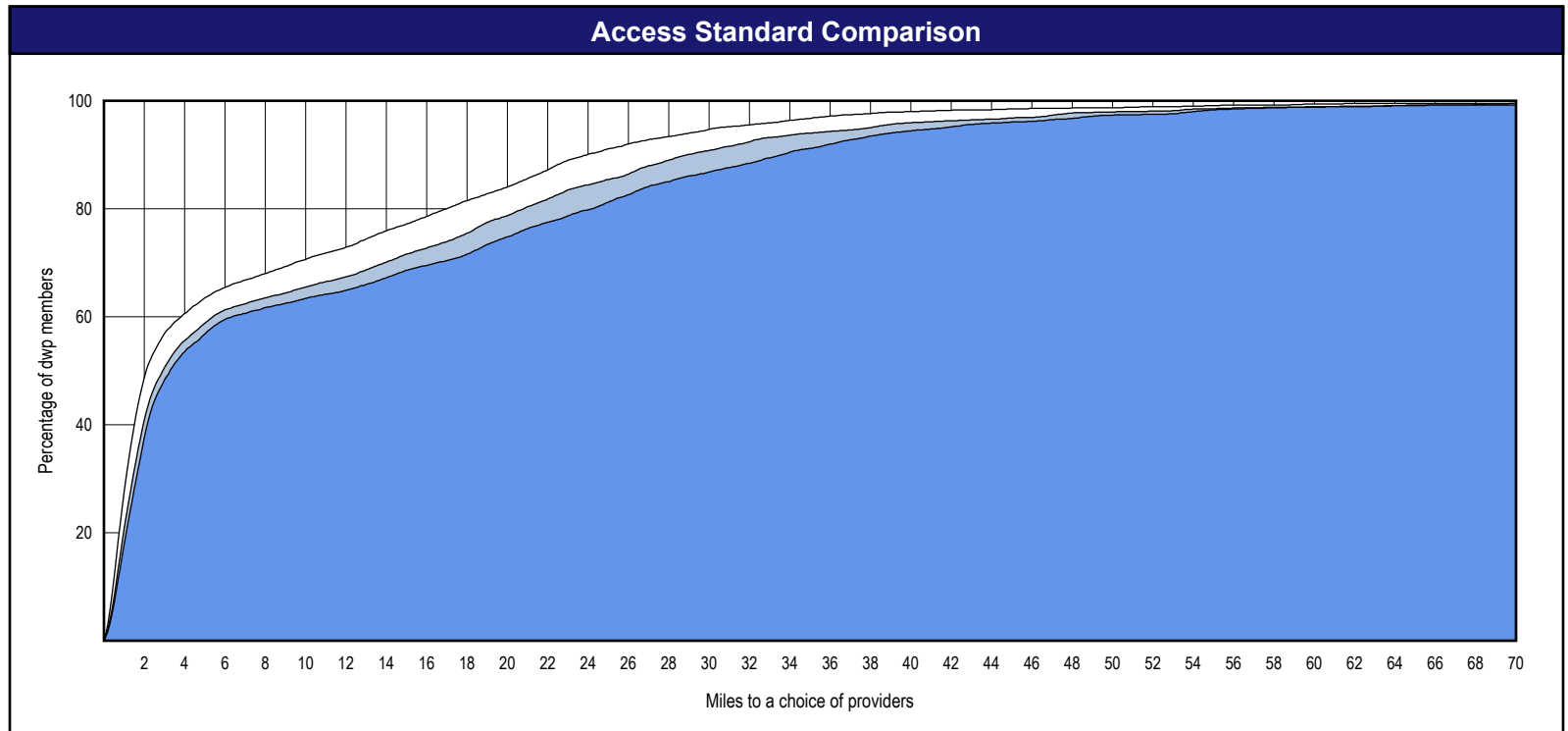
- 1st closest
- 2nd closest
- 3rd closest

¹ The Access Standard is defined as (DWP Members (Iowa)) dwp members accessing:
1 (General Dentists (Iowa)) provider in 60 miles and 60 minutes



Distances/Times

	Average
Distance/Time to 1st closest provider	10.7 miles 12.3 mins
Distance/Time to 2nd closest provider	12.8 miles 14.6 mins
Distance/Time to 3rd closest provider	14.2 miles 16.2 mins



Access Overview - Pediatric Dentists (60 miles/60 minutes)

January 16, 2020

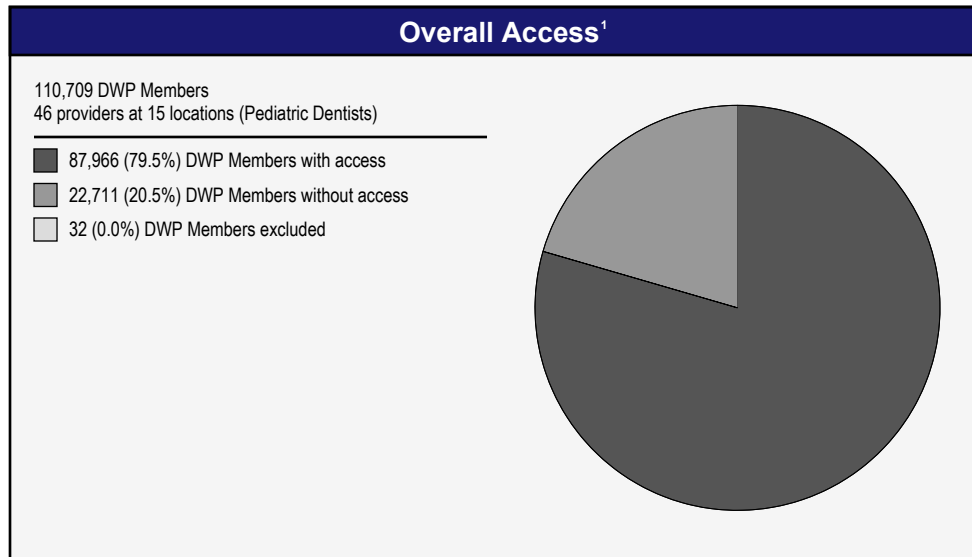
Access Analysis
 Pediatric Dentists (60 miles/60 minutes)

DWP Member / Provider Groups
 DWP Members (Iowa)
 Pediatric Dentists (Iowa)

Comparison Graph
 Percent of dwp members with access to a choice of providers over miles

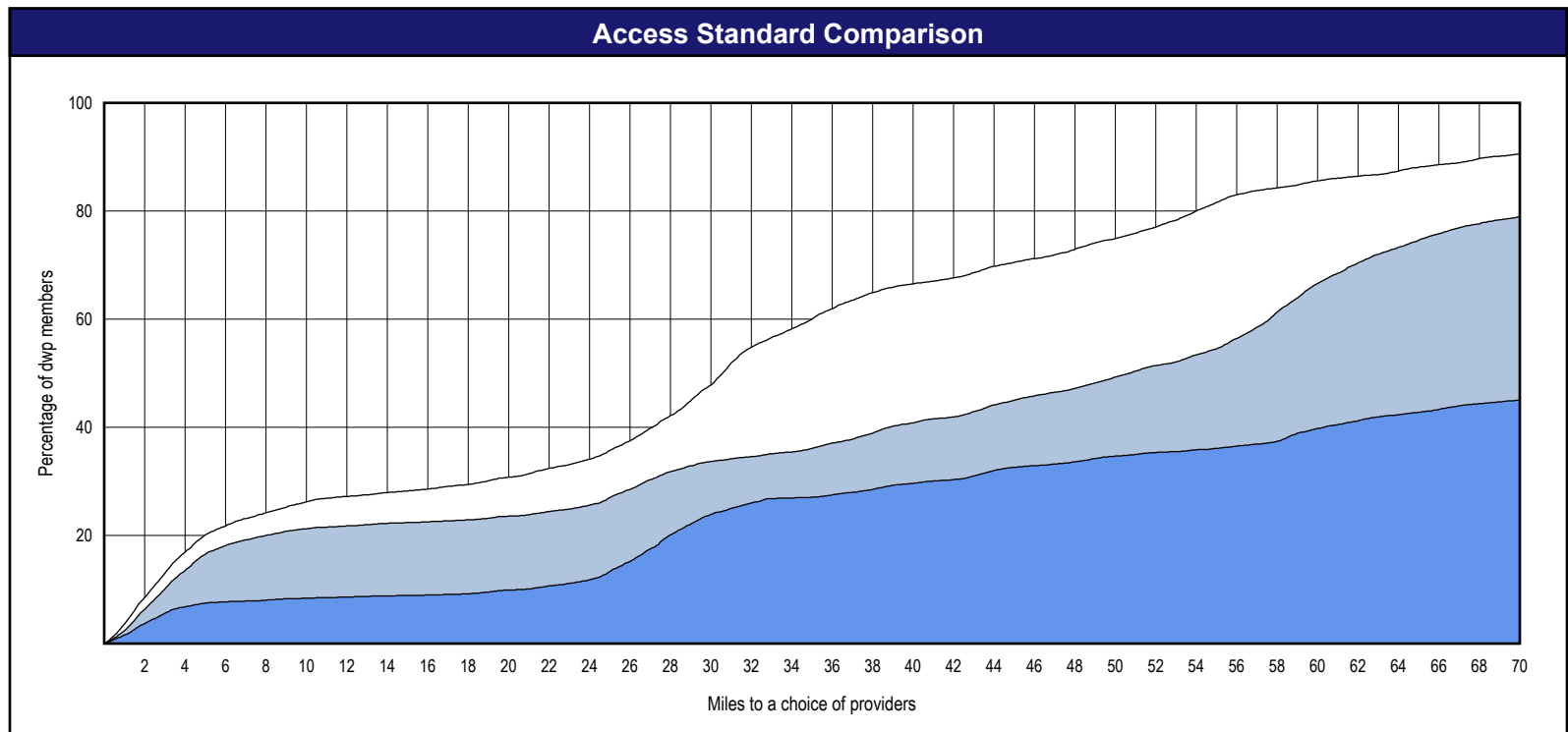
- 1st closest
- 2nd closest
- 3rd closest

¹ The Access Standard is defined as (DWP Members (Iowa)) dwp members accessing:
 1 (Pediatric Dentists (Iowa)) provider in 60 miles and 60 minutes



Distances/Times

	Average
Distance/Time to 1st closest provider	35.4 miles 41.6 mins
Distance/Time to 2nd closest provider	47.4 miles 56.0 mins
Distance/Time to 3rd closest provider	69.0 miles 84.3 mins



Access Overview - Orthodontists (60 miles/60 minutes)

January 16, 2020

Access Analysis
Orthodontists (60 miles/60 minutes)


DWP Member / Provider Groups
DWP Members (Iowa)
Orthodontists (Iowa)

Comparison Graph
Percent of dwp members with access to a choice of providers over miles

- 1st closest
- 2nd closest
- 3rd closest

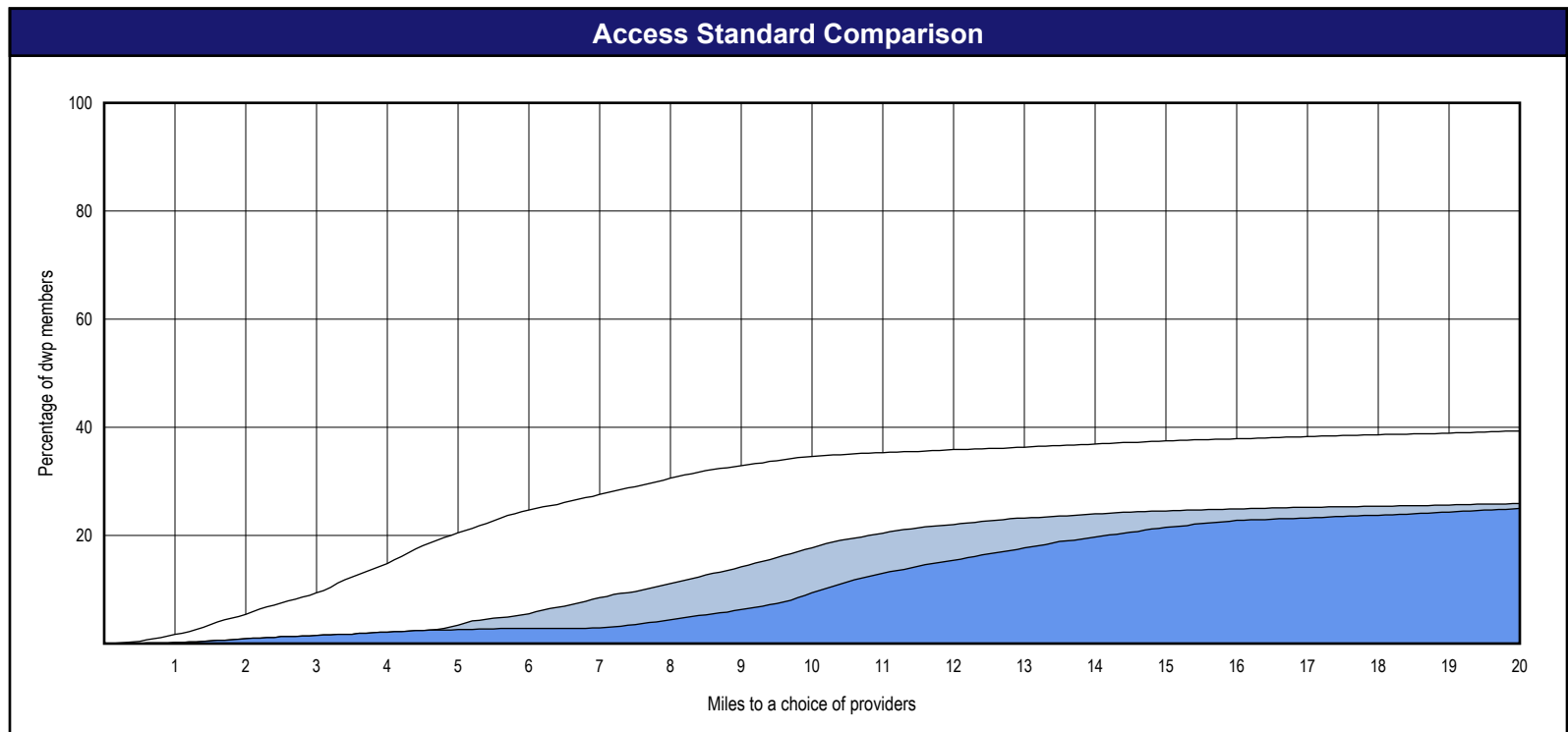
¹ The Access Standard is defined as (DWP Members (Iowa)) dwp members accessing:

1 (Orthodontists (Iowa)) provider in 60 miles and 60 minutes



Distances/Times

	Average
Distance/Time to 1st closest provider	39.6 miles 48.8 mins
Distance/Time to 2nd closest provider	52.4 miles 69.9 mins
Distance/Time to 3rd closest provider	54.5 miles 73.6 mins



Access Overview - Oral Surgeons (60 miles/60 minutes)


January 16, 2020

Access Analysis
 Oral Surgeons (60 miles/60 minutes)
 DWP Member / Provider Groups
 DWP Members (Iowa)
 Oral Surgeons (Iowa)

Comparison Graph
 Percent of dwp members with access to a choice of providers over miles

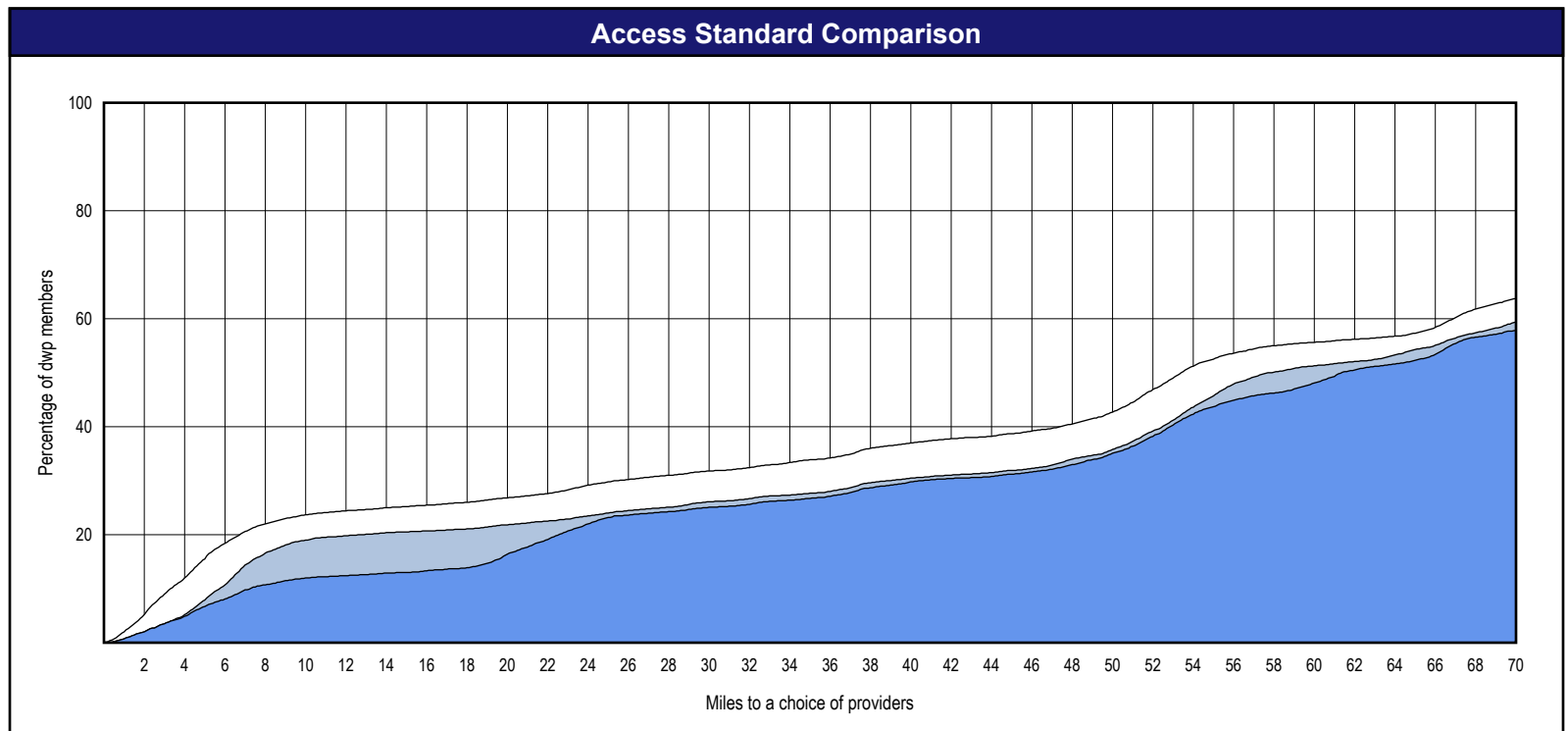
- 1st closest
- 2nd closest
- 3rd closest

¹ The Access Standard is defined as (DWP Members (Iowa)) dwp members accessing:
 1 (Oral Surgeons (Iowa)) provider in 60 miles and 60 minutes



Distances/Times

	Average
Distance/Time to 1st closest provider	55.1 miles 70.4 mins
Distance/Time to 2nd closest provider	61.8 miles 76.9 mins
Distance/Time to 3rd closest provider	63.9 miles 80.5 mins



Access Overview - Endodontists (60 miles/60 minutes)

January 16, 2020

Access Analysis
Endodontists (60 miles/60 minutes)


DWP Member / Provider Groups
DWP Members (Iowa)
Endodontists (Iowa)

Comparison Graph
Percent of dwp members with access to a choice of providers over miles

- 1st closest
- 2nd closest
- 3rd closest

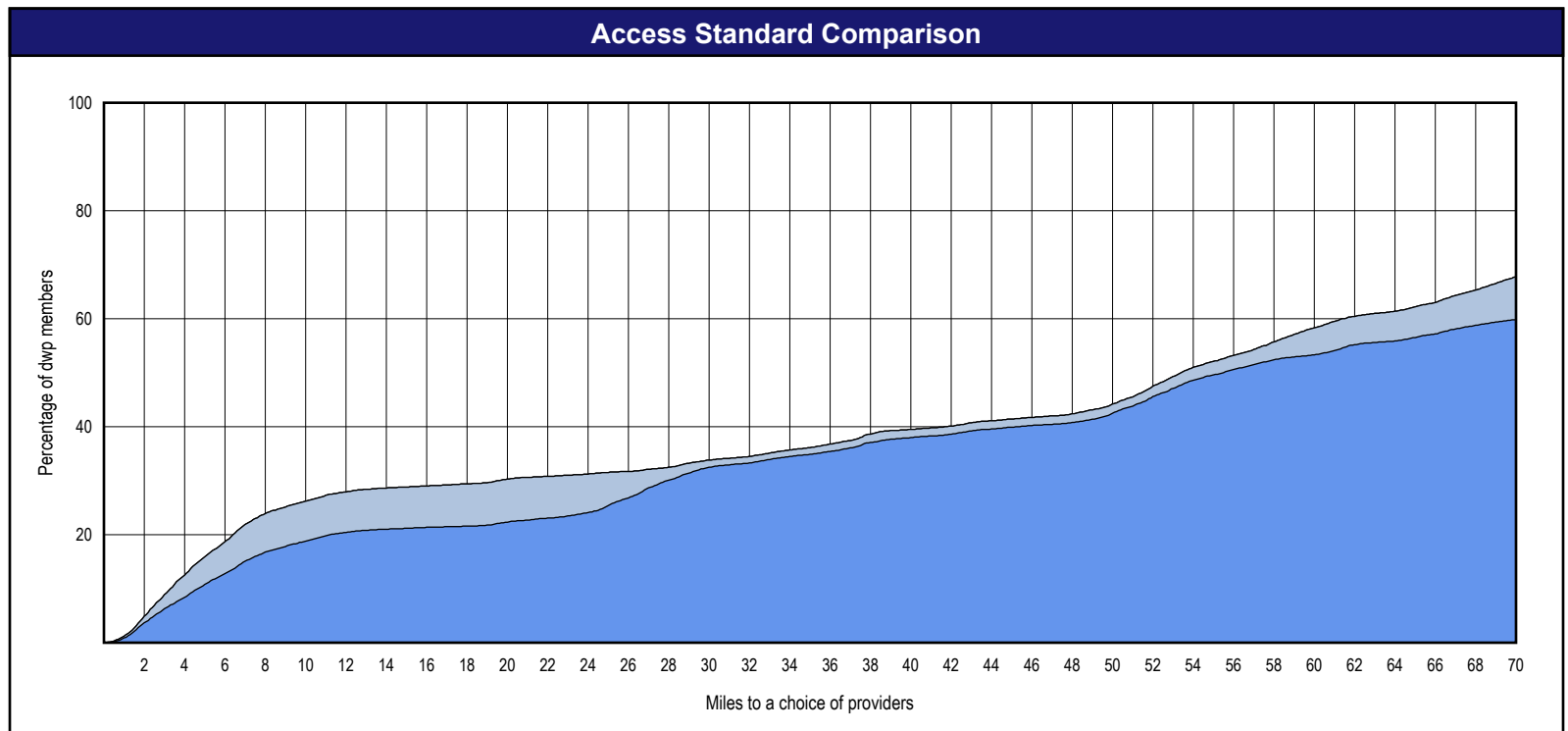
¹ The Access Standard is defined as (DWP Members (Iowa)) dwp members accessing:

1 (Endodontists (Iowa)) provider in 60 miles and 60 minutes



Distances/Times

	Average
Distance/Time to 1st closest provider	58.7 miles 83.4 mins
Distance/Time to 2nd closest provider	58.7 miles 83.4 mins
Distance/Time to 3rd closest provider	62.9 miles 92.8 mins



Access Overview - Prosthodontists (60 miles/60 minutes)

January 16, 2020

Access Analysis
Prosthodontists (60 miles/60 minutes)


DWP Member / Provider Groups
DWP Members (Iowa)
Prosthodontists (Iowa)

Comparison Graph
Percent of dwp members with access to a choice of providers over miles

- 1st closest
- 2nd closest
- 3rd closest

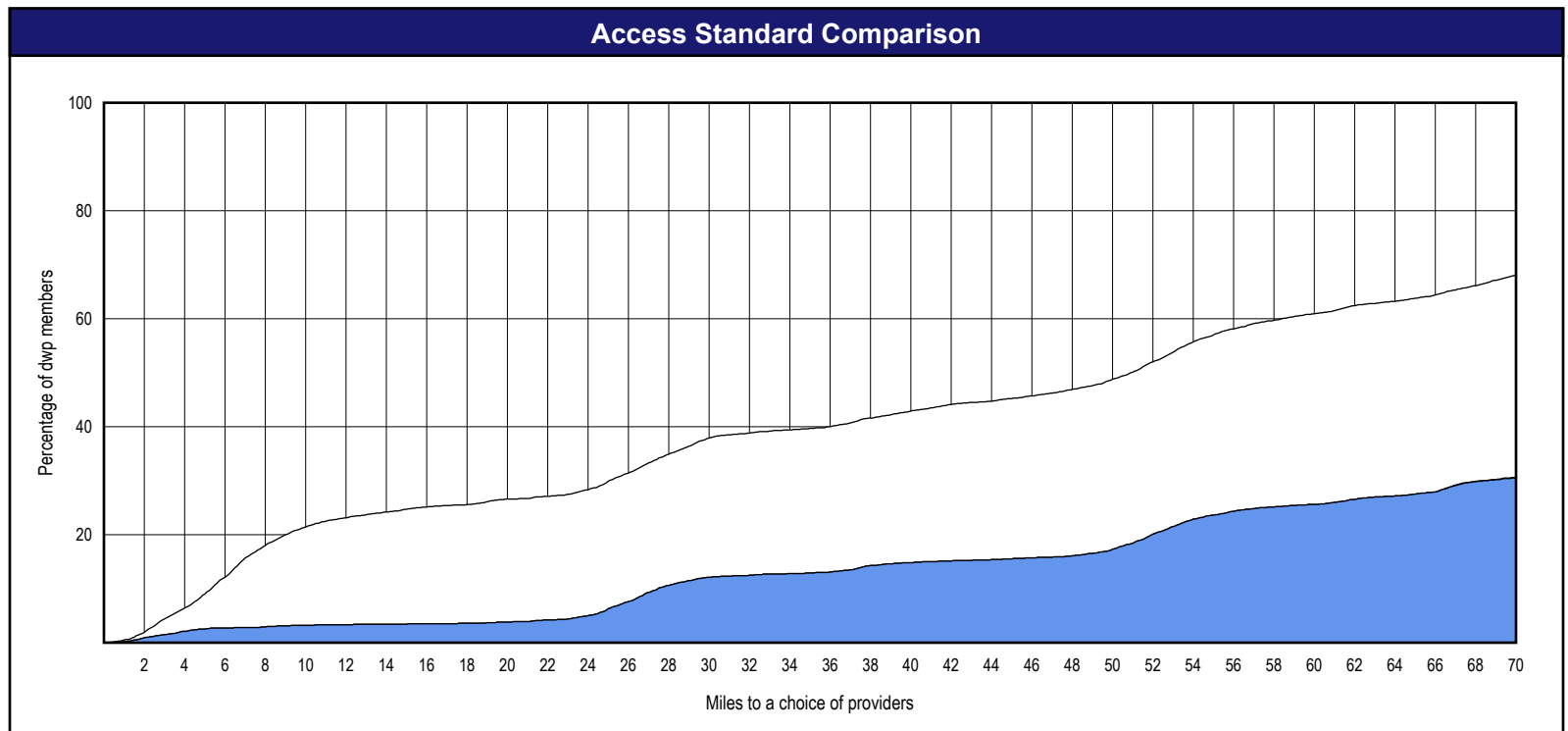
¹ The Access Standard is defined as (DWP Members (Iowa)) dwp members accessing:

1 (Prosthodontists (Iowa)) provider in 60 miles and 60 minutes



Distances/Times

	Average
Distance/Time to 1st closest provider	52.3 miles 72.4 mins
Distance/Time to 2nd closest provider	91.3 miles 133.5 mins
Distance/Time to 3rd closest provider	110.5 miles 167.2 mins



Access Overview - Periodontists (60 miles/60 minutes)

January 16, 2020


Access Analysis
Periodontists (60 miles/60 minutes)

DWP Member / Provider Groups
DWP Members (Iowa)
Periodontists (Iowa)

Comparison Graph
Percent of dwp members with access to a choice of providers over miles

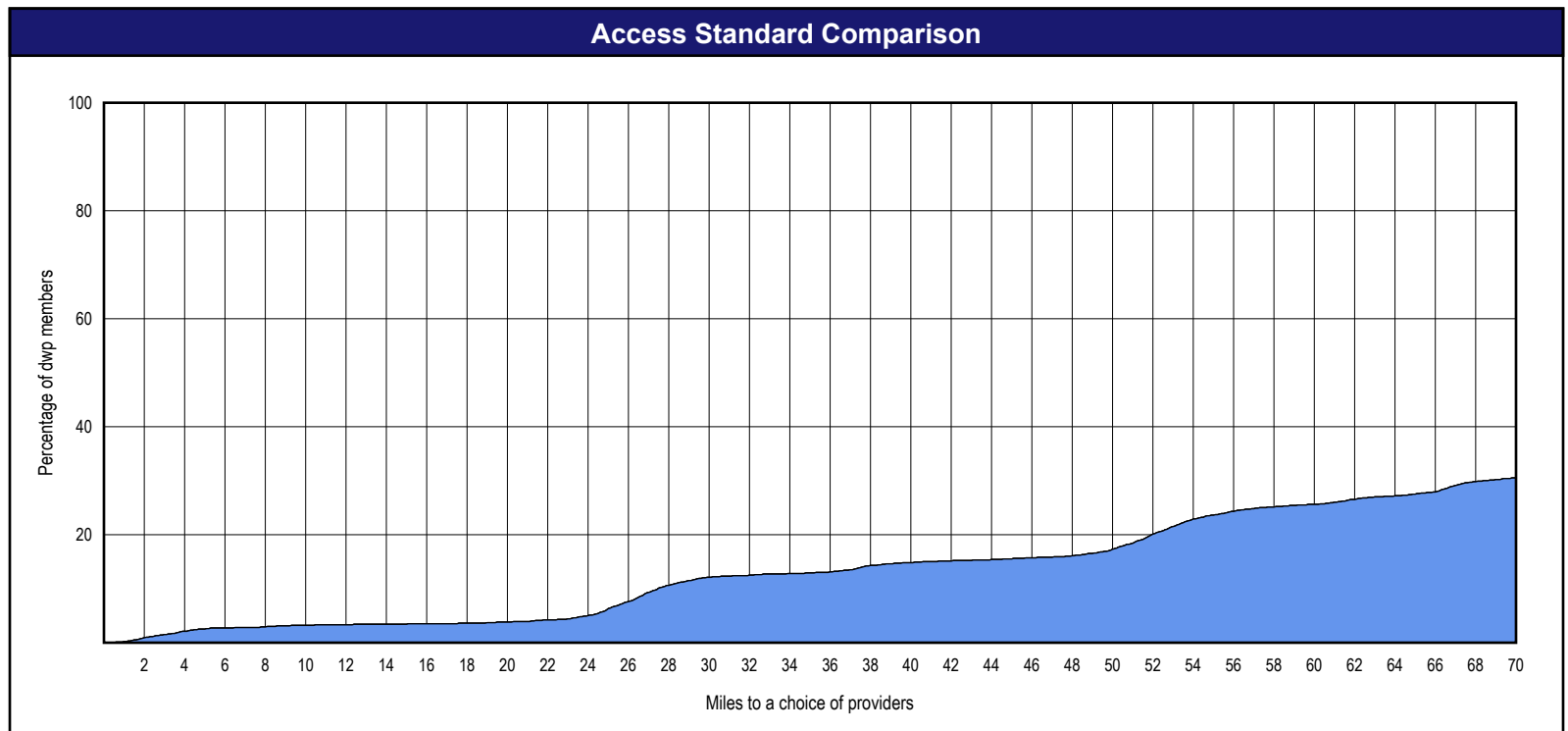
- 1st closest
- 2nd closest
- 3rd closest

¹ The Access Standard is defined as (DWP Members (Iowa)) dwp members accessing:
1 (Periodontists (Iowa)) provider in 60 miles and 60 minutes



Distances/Times

	Average
Distance/Time to 1st closest provider	110.5 miles 167.2 mins
Distance/Time to 2nd closest provider	110.5 miles 167.2 mins
Distance/Time to 3rd closest provider	110.5 miles 167.2 mins



Access Overview - All Dentists (90 miles/90 minutes)

January 16, 2020

Access Analysis
All Dentists (90 miles/90 minutes)

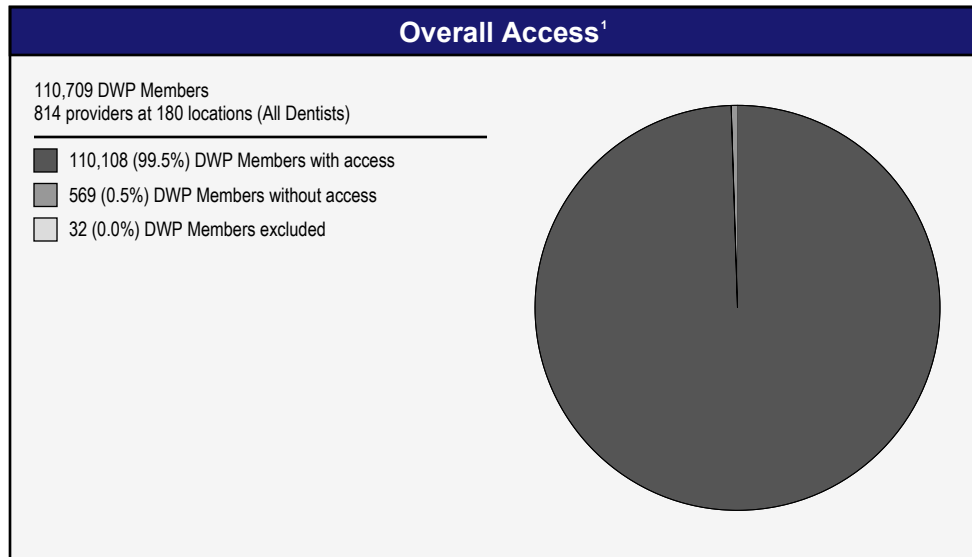
DWP Member / Provider Groups
DWP Members (Iowa)
All Dentists (Iowa)

Comparison Graph
Percent of dwp members with access to a choice of providers over miles

- 1st closest
- 2nd closest
- 3rd closest

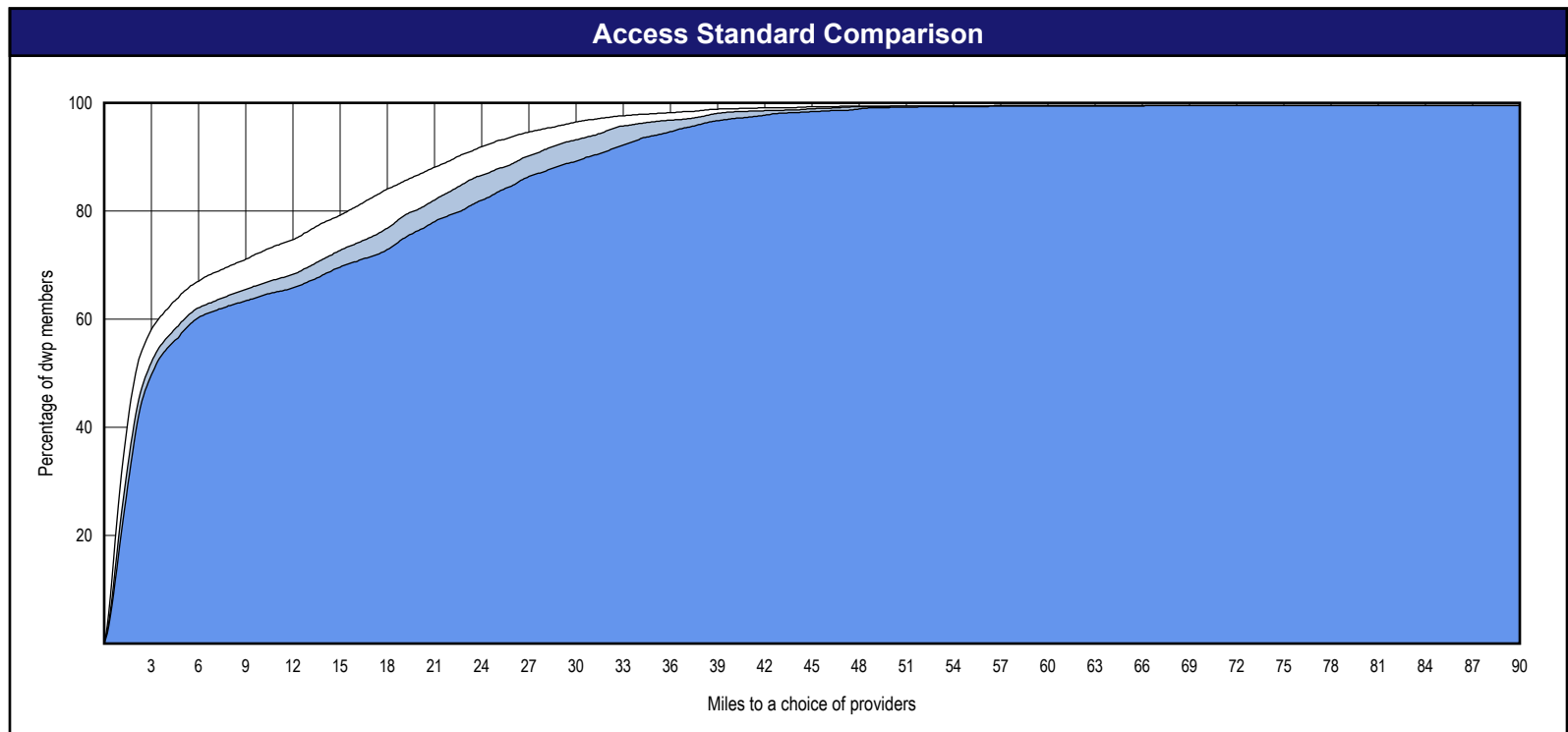
¹ The Access Standard is defined as (DWP Members (Iowa)) dwp members accessing:

1 (All Dentists (Iowa)) provider in 90 miles and 90 minutes



Distances/Times

	Average
Distance/Time to 1st closest provider	9.9 miles 11.3 mins
Distance/Time to 2nd closest provider	11.8 miles 13.5 mins
Distance/Time to 3rd closest provider	13.1 miles 15.0 mins



Access Overview - General Dentists (90 miles/90 minutes)

January 16, 2020

Access Analysis
General Dentists (90 miles/90 minutes)

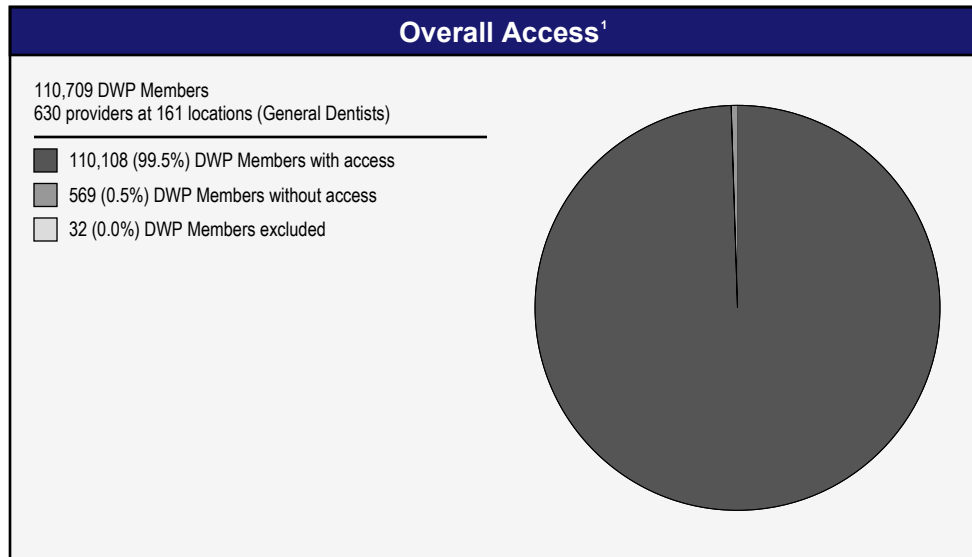
DWP Member / Provider Groups
DWP Members (Iowa)
General Dentists (Iowa)

Comparison Graph
Percent of dwp members with access to a choice of providers over miles

- 1st closest
- 2nd closest
- 3rd closest

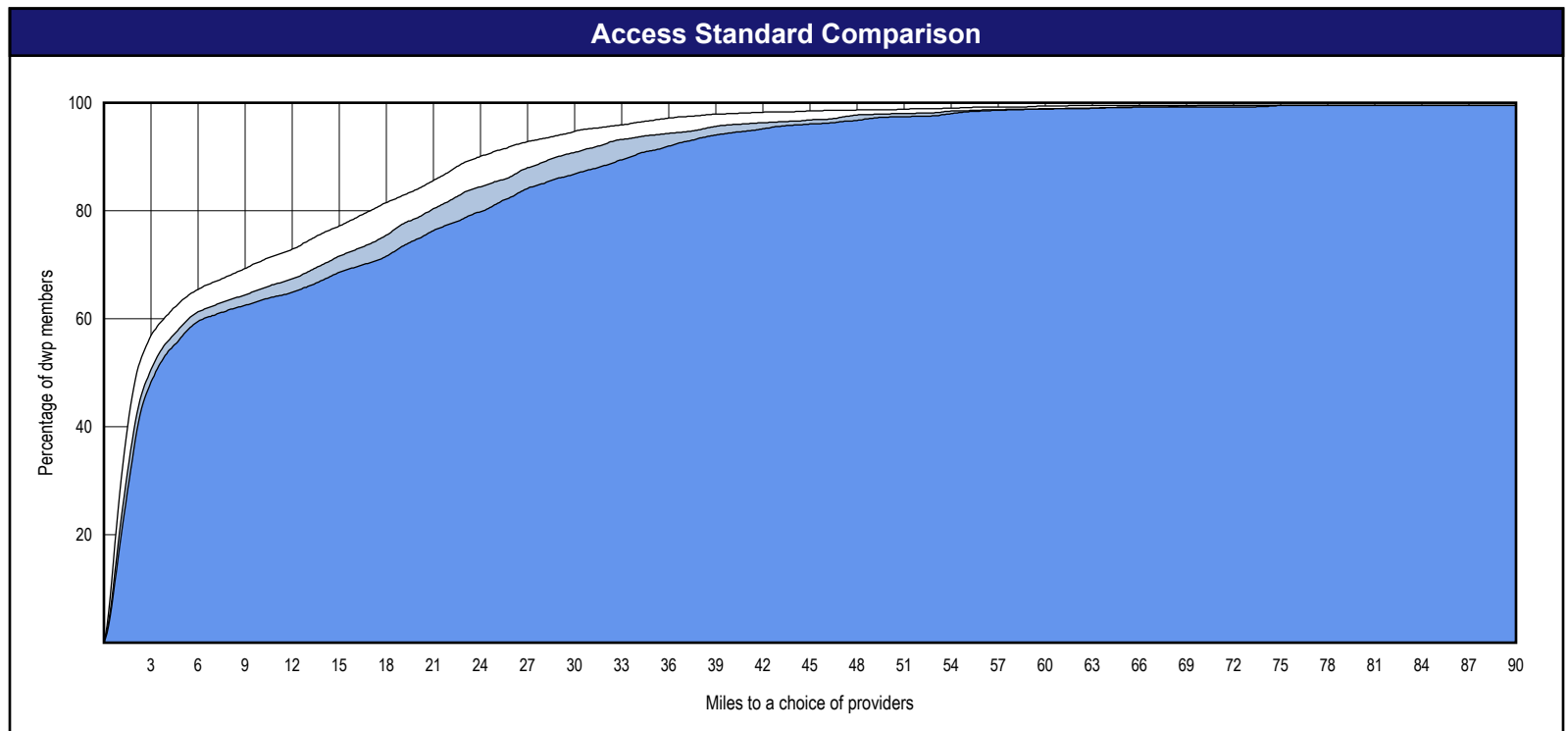
¹ The Access Standard is defined as (DWP Members (Iowa)) dwp members accessing:

1 (General Dentists (Iowa)) provider in 90 miles and 90 minutes



Distances/Times

	Average
Distance/Time to 1st closest provider	10.7 miles 12.3 mins
Distance/Time to 2nd closest provider	12.8 miles 14.6 mins
Distance/Time to 3rd closest provider	14.2 miles 16.2 mins



Access Overview - Pediatric Dentists (90 miles/90 minutes)

January 16, 2020

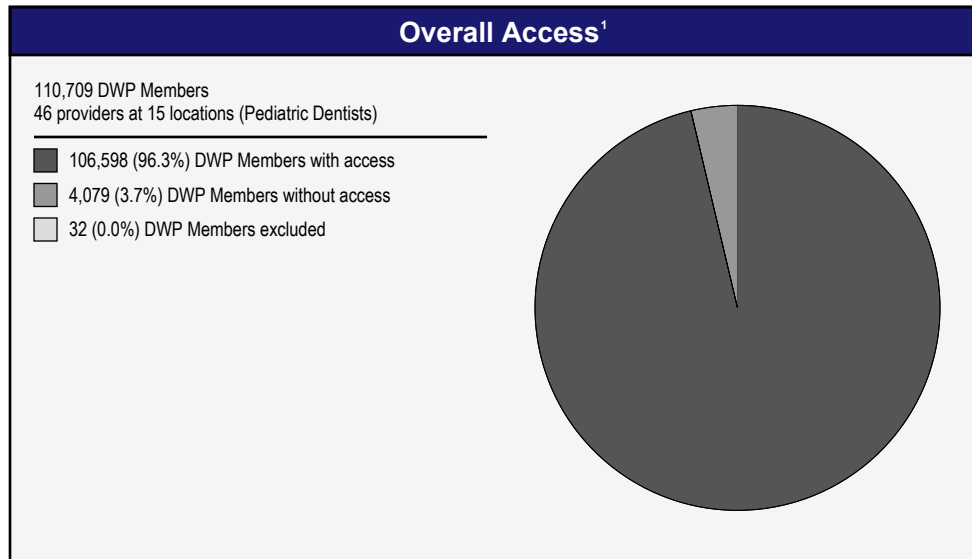
Access Analysis
 Pediatric Dentists (90 miles/90 minutes)

DWP Member / Provider Groups
 DWP Members (Iowa)
 Pediatric Dentists (Iowa)

Comparison Graph
 Percent of dwp members with access to a choice of providers over miles

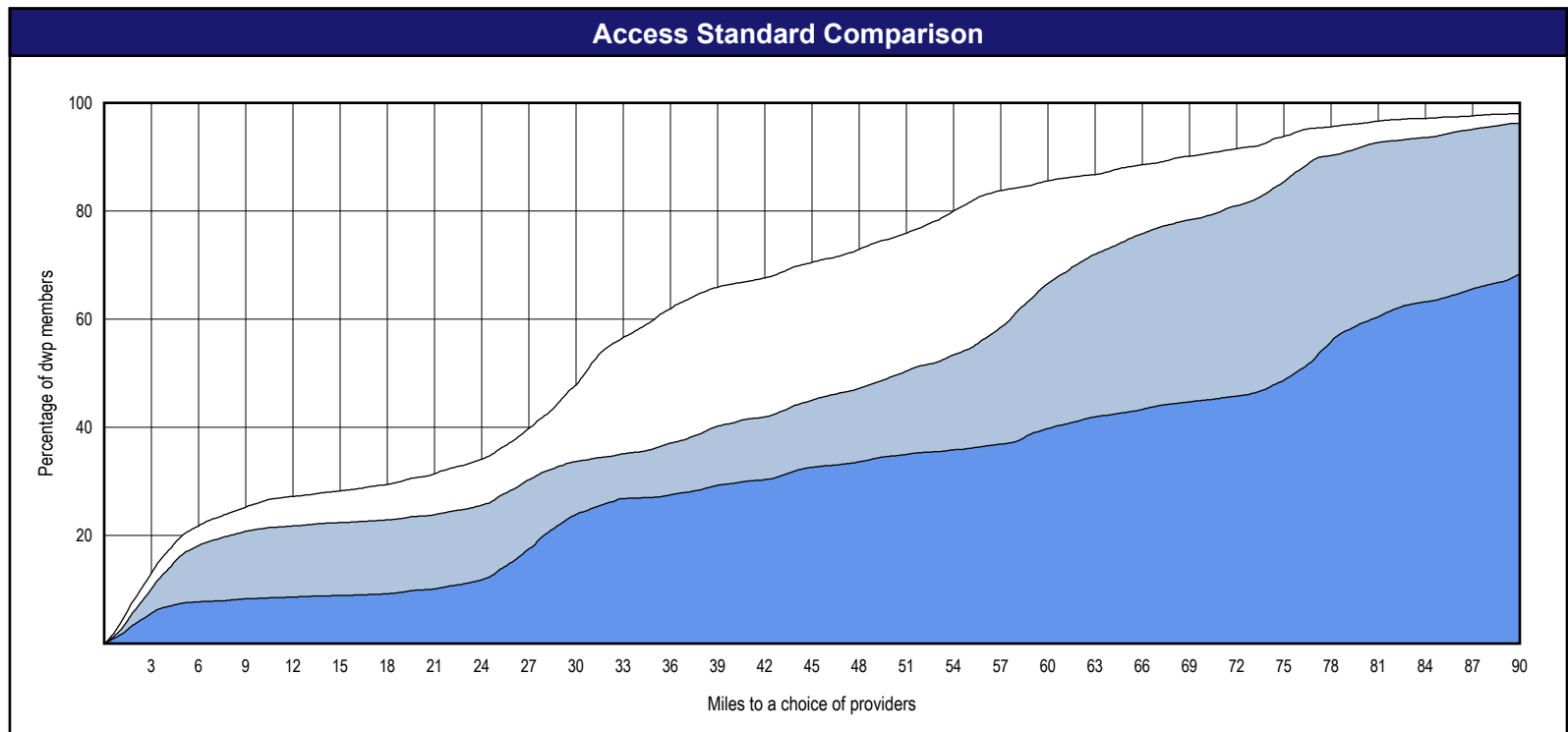
- 1st closest
- 2nd closest
- 3rd closest

¹ The Access Standard is defined as (DWP Members (Iowa)) dwp members accessing:
 1 (Pediatric Dentists (Iowa)) provider in 90 miles and 90 minutes



Distances/Times

	Average
Distance/Time to 1st closest provider	35.4 miles 41.6 mins
Distance/Time to 2nd closest provider	47.4 miles 56.0 mins
Distance/Time to 3rd closest provider	69.0 miles 84.3 mins



Access Overview - Orthodontists (90 miles/90 minutes)

January 16, 2020

Access Analysis
Orthodontists (90 miles/90 minutes)


DWP Member / Provider Groups
DWP Members (Iowa)
Orthodontists (Iowa)

Comparison Graph
Percent of dwp members with access to a choice of providers over miles

- 1st closest
- 2nd closest
- 3rd closest

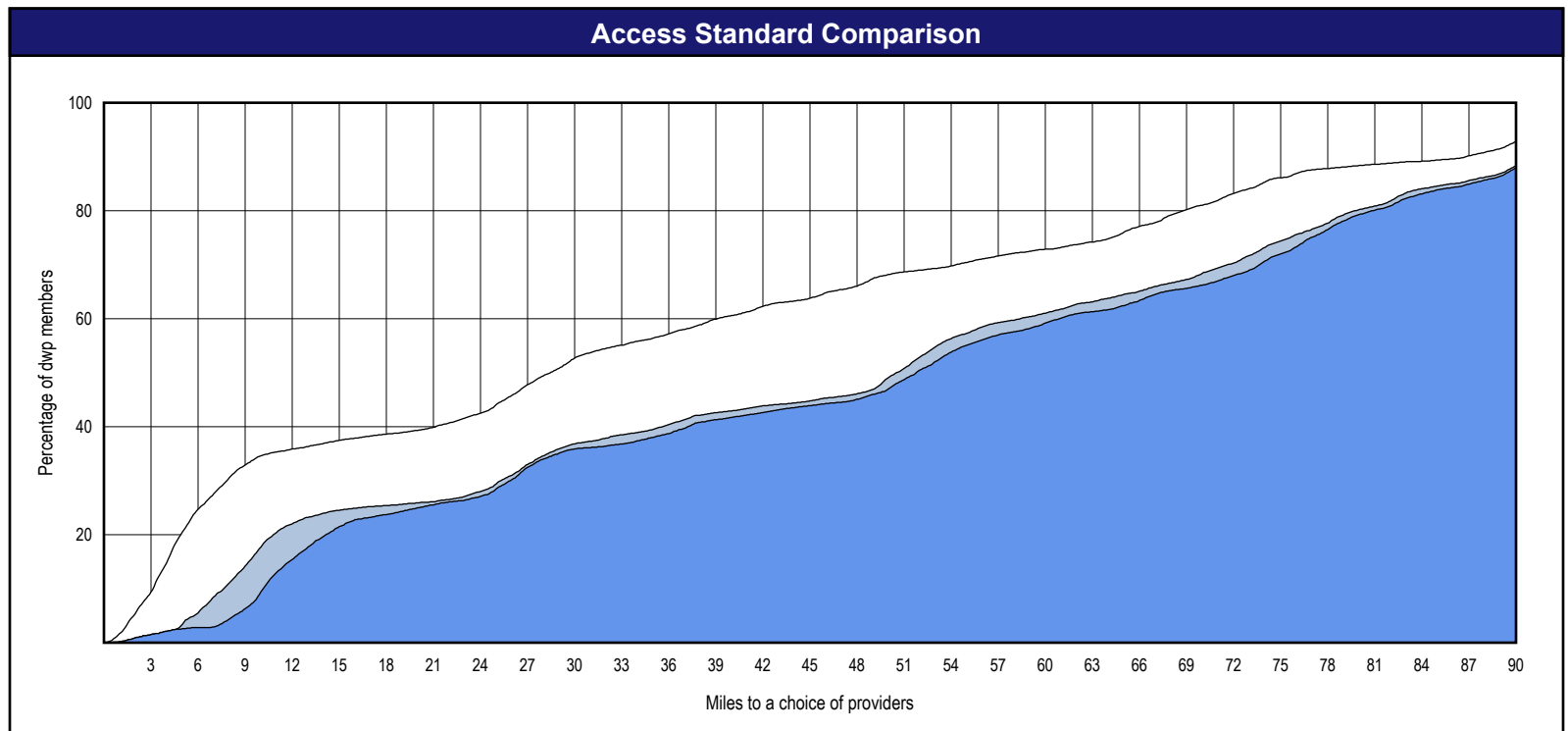
¹ The Access Standard is defined as (DWP Members (Iowa)) dwp members accessing:

1 (Orthodontists (Iowa)) provider in 90 miles and 90 minutes



Distances/Times

	Average
Distance/Time to 1st closest provider	39.6 miles 48.8 mins
Distance/Time to 2nd closest provider	52.4 miles 69.9 mins
Distance/Time to 3rd closest provider	54.5 miles 73.6 mins



Access Overview - Oral Surgeons (90 miles/90 minutes)

January 16, 2020

Access Analysis
Oral Surgeons (90 miles/90 minutes)


DWP Member / Provider Groups
DWP Members (Iowa)
Oral Surgeons (Iowa)

Comparison Graph
Percent of dwp members with access to a choice of providers over miles

- 1st closest
- 2nd closest
- 3rd closest

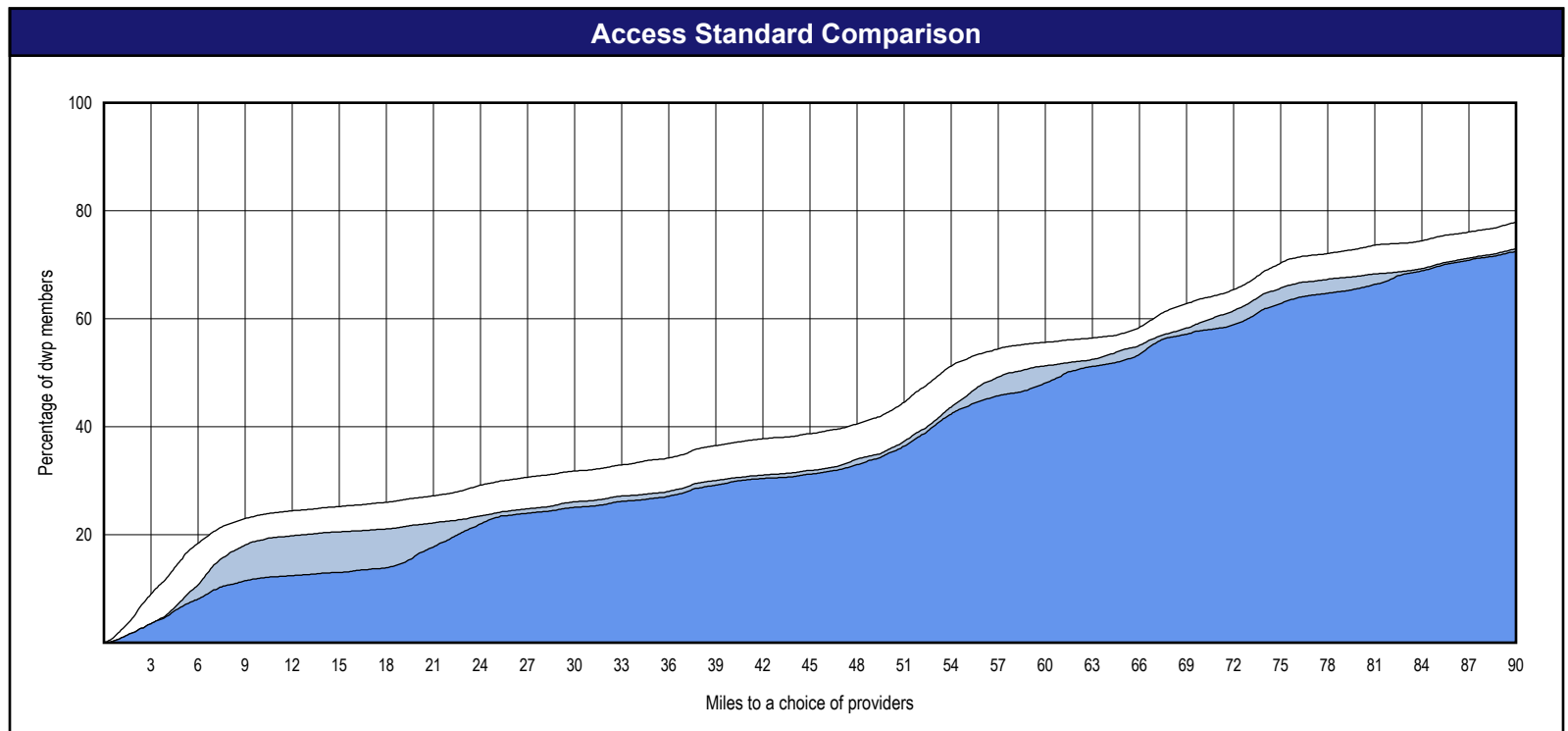
¹ The Access Standard is defined as (DWP Members (Iowa)) dwp members accessing:

1 (Oral Surgeons (Iowa)) provider in 90 miles and 90 minutes



Distances/Times

	Average
Distance/Time to 1st closest provider	55.1 miles 70.4 mins
Distance/Time to 2nd closest provider	61.8 miles 76.9 mins
Distance/Time to 3rd closest provider	63.9 miles 80.5 mins



Access Overview - Endodontists (90 miles/90 minutes)

January 16, 2020

Access Analysis
Endodontists (90 miles/90 minutes)


DWP Member / Provider Groups
DWP Members (Iowa)
Endodontists (Iowa)

Comparison Graph
Percent of dwp members with access to a choice of providers over miles

- 1st closest
- 2nd closest
- 3rd closest

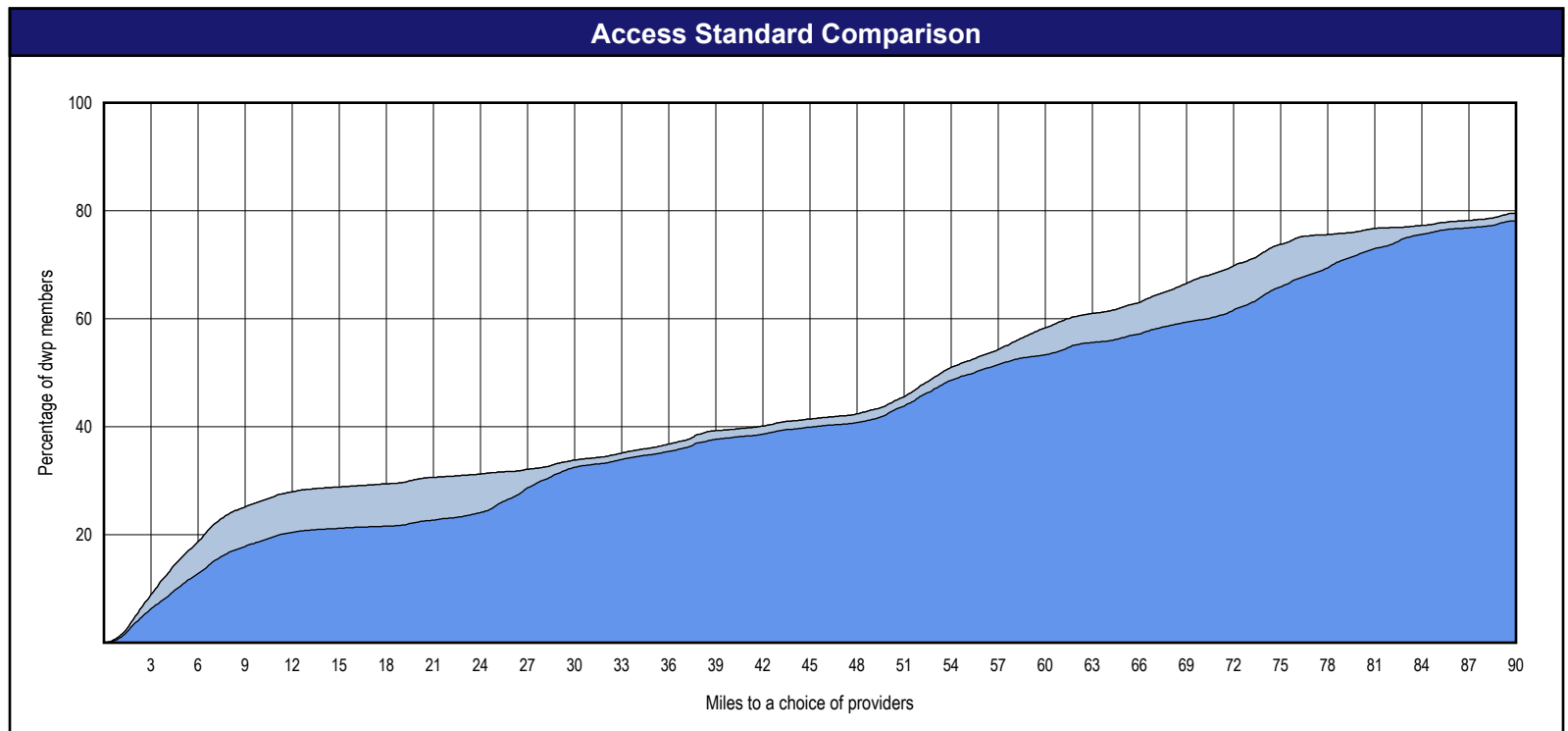
¹ The Access Standard is defined as (DWP Members (Iowa)) dwp members accessing:

1 (Endodontists (Iowa)) provider in 90 miles and 90 minutes



Distances/Times

	Average
Distance/Time to 1st closest provider	58.7 miles 83.4 mins
Distance/Time to 2nd closest provider	58.7 miles 83.4 mins
Distance/Time to 3rd closest provider	62.9 miles 92.8 mins



Access Overview - Prosthodontists (90 miles/90 minutes)

January 16, 2020

Access Analysis
Prosthodontists (90 miles/90 minutes)


DWP Member / Provider Groups
DWP Members (Iowa)
Prosthodontists (Iowa)

Comparison Graph
Percent of dwp members with access to a choice of providers over miles

- 1st closest
- 2nd closest
- 3rd closest

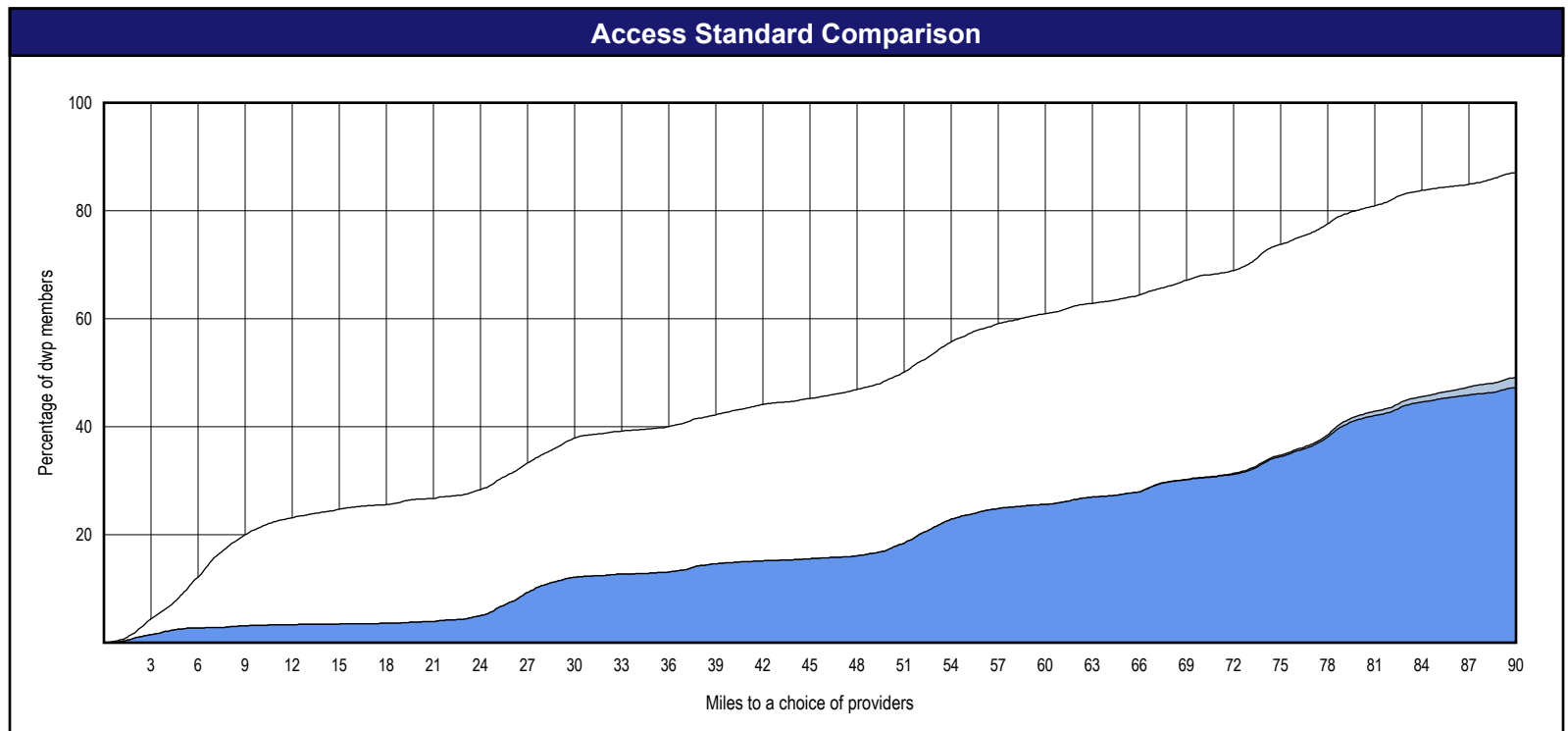
¹ The Access Standard is defined as (DWP Members (Iowa)) dwp members accessing:

1 (Prosthodontists (Iowa)) provider in 90 miles and 90 minutes



Distances/Times

	Average
Distance/Time to 1st closest provider	52.3 miles 72.4 mins
Distance/Time to 2nd closest provider	91.3 miles 133.5 mins
Distance/Time to 3rd closest provider	110.5 miles 167.2 mins



Access Overview - Periodontists (90 miles/90 minutes)

January 16, 2020

Access Analysis
Periodontists (90 miles/90 minutes)


DWP Member / Provider Groups
DWP Members (Iowa)
Periodontists (Iowa)

Comparison Graph
Percent of dwp members with access to a choice of providers over miles

- 1st closest
- 2nd closest
- 3rd closest

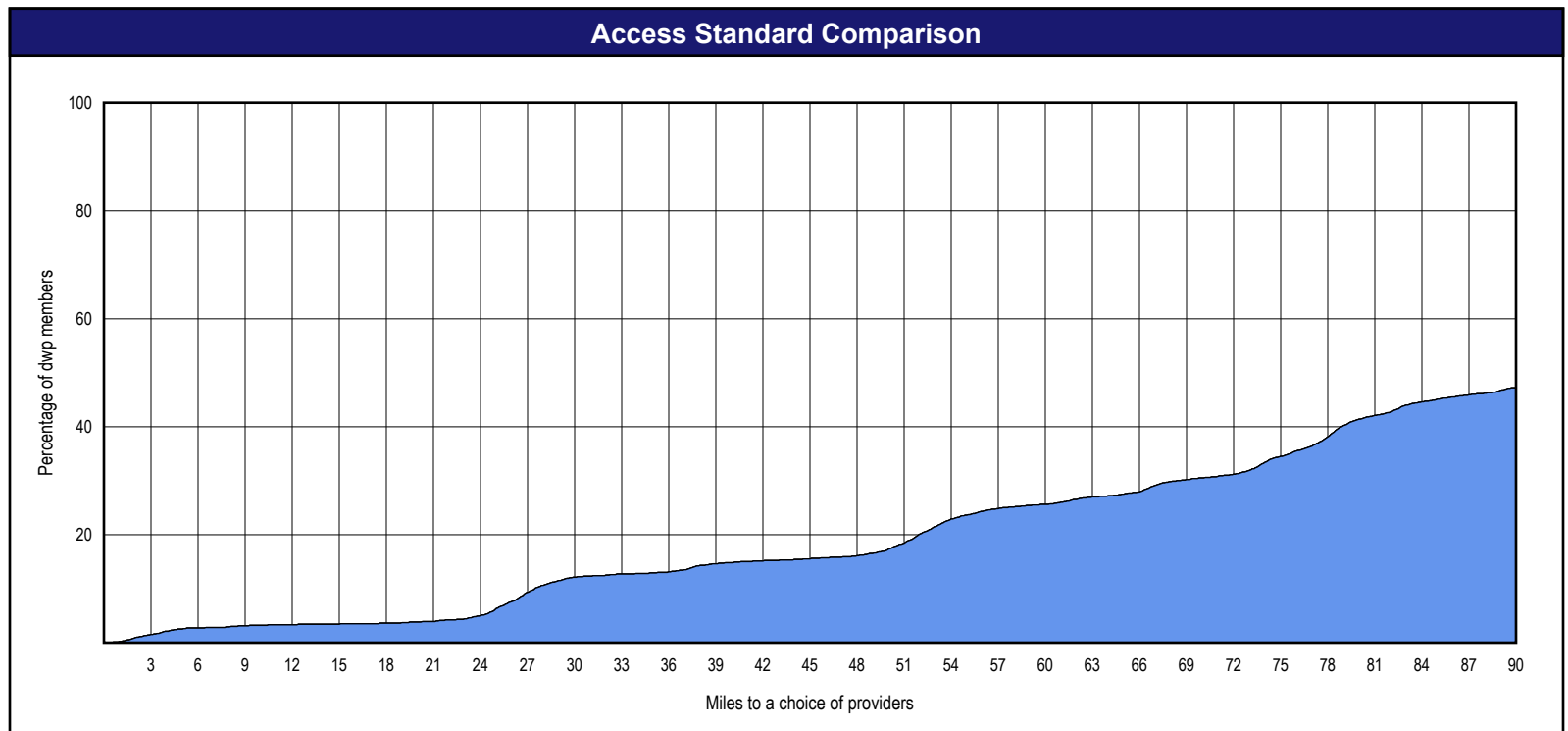
¹ The Access Standard is defined as (DWP Members (Iowa)) dwp members accessing:

1 (Periodontists (Iowa)) provider in 90 miles and 90 minutes



Distances/Times

	Average
Distance/Time to 1st closest provider	110.5 miles 167.2 mins
Distance/Time to 2nd closest provider	110.5 miles 167.2 mins
Distance/Time to 3rd closest provider	110.5 miles 167.2 mins



All Dentists Access Map

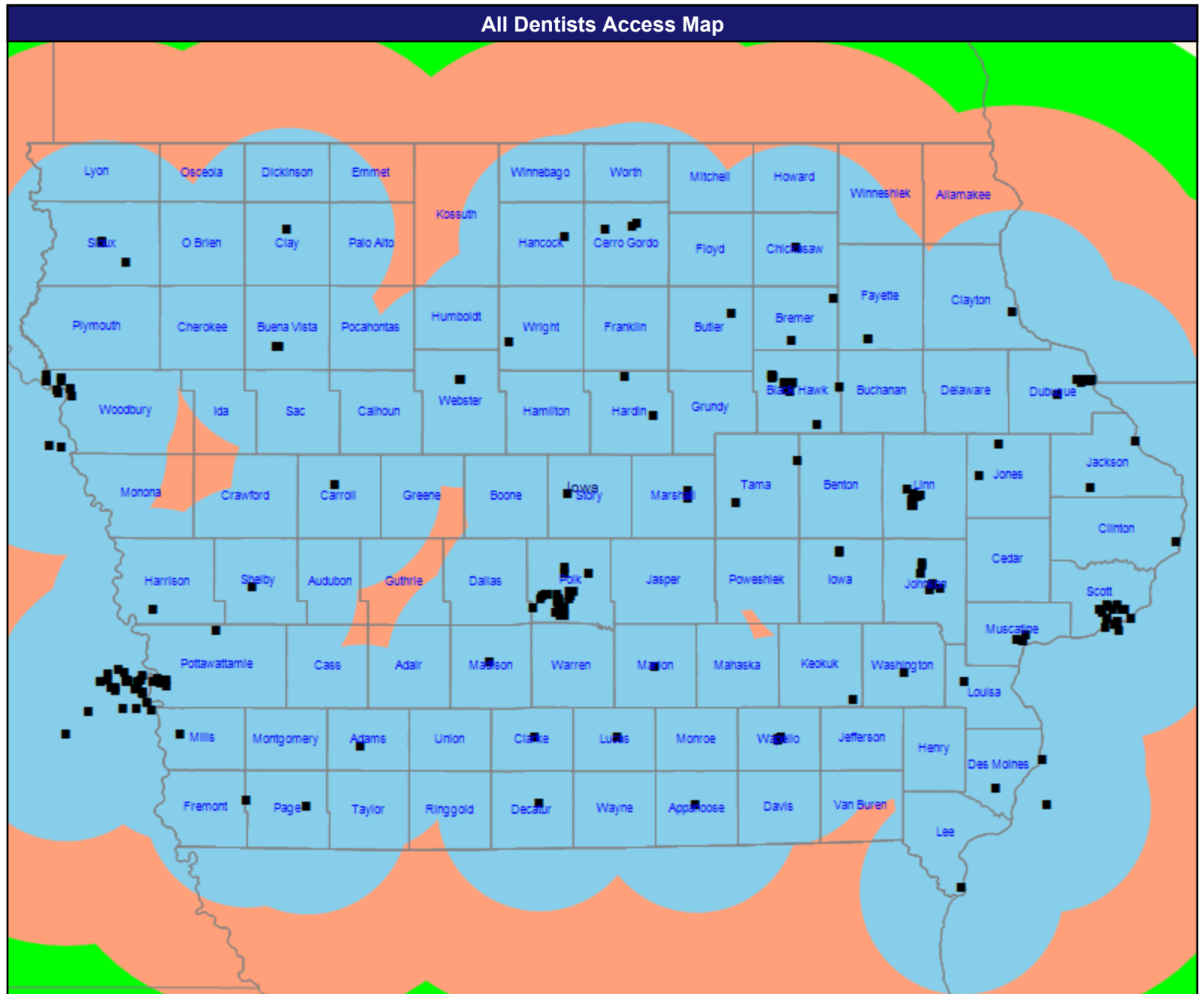
January 16, 2020

All Dentists

Total Providers: 851

- All providers
- 30 mile radius
- 60 mile radius
- 90 mile radius

41.42 miles



Endodontists Access Map

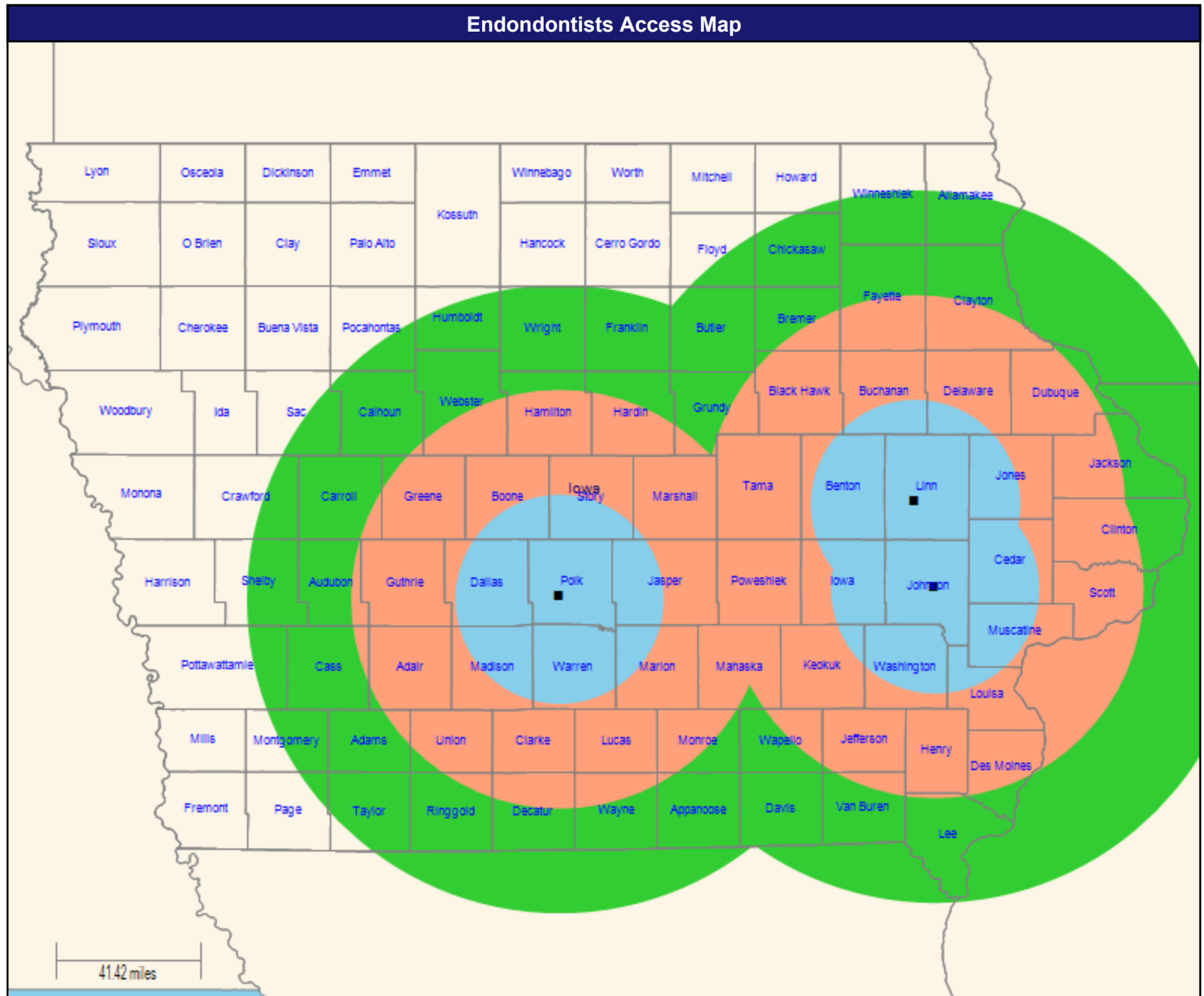
January 16, 2020

Endodontists

Total Providers: 10

- All providers
- 30 mile radius
- 60 mile radius
- 90 mile radius

41.42 miles



General Dentists Access Map

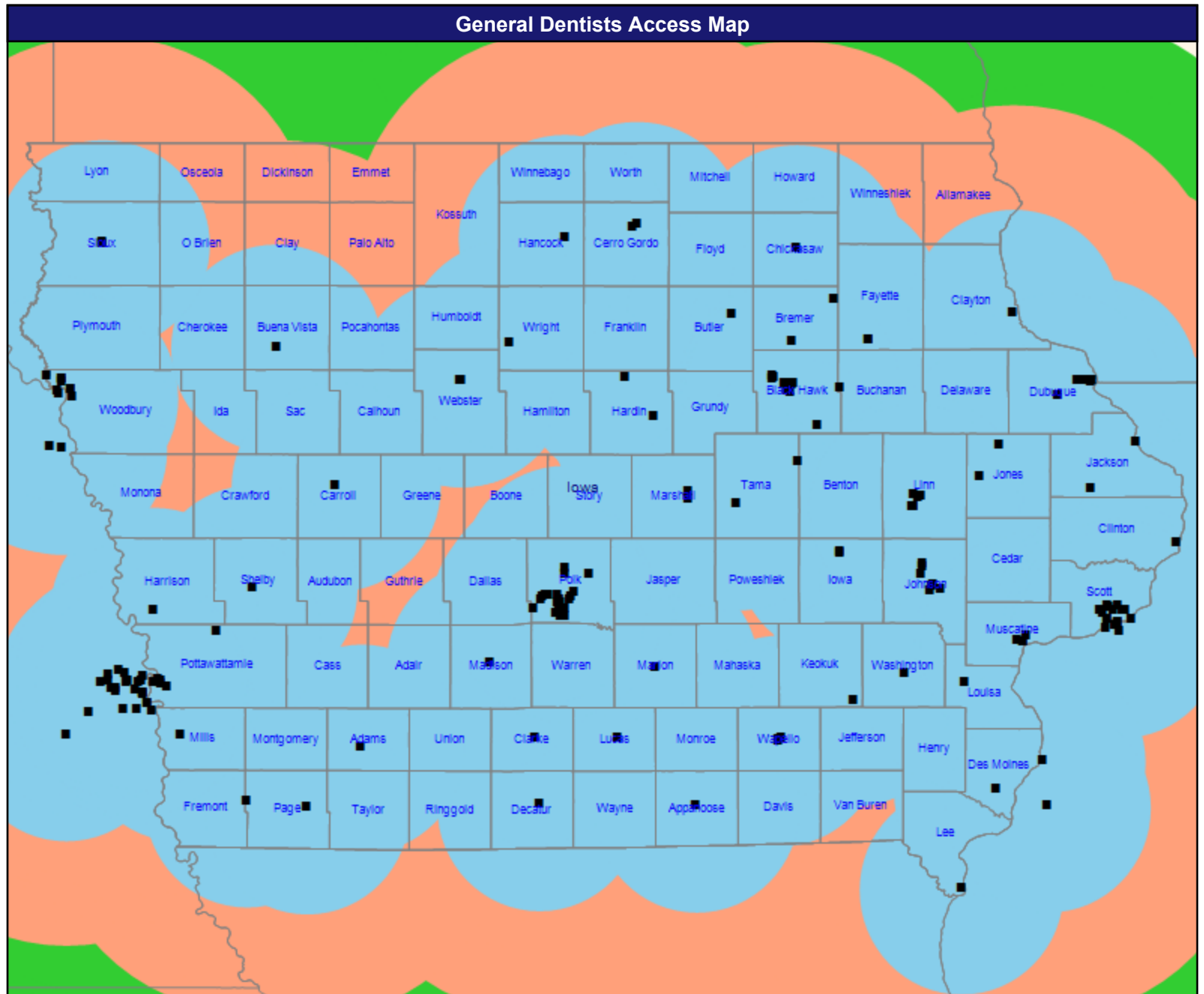
January 16, 2020

General Dentists

Total Providers: 660

- All providers
- 30 mile radius
- 60 mile radius
- 90 mile radius

41.42 miles



Oral Surgeons Access Map

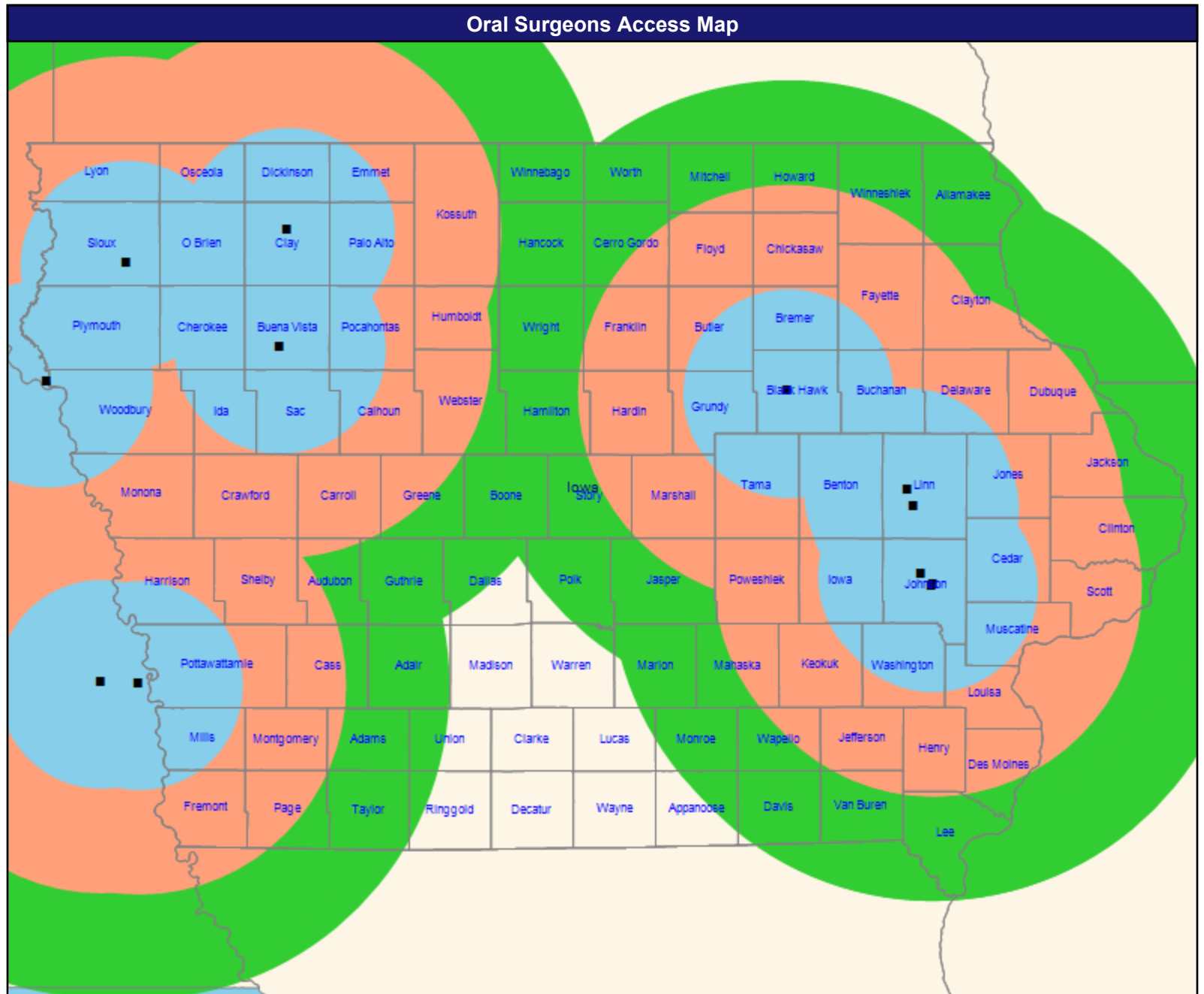
January 16, 2020

Oral Surgeons

Total Providers: 78

- All providers
- 30 mile radius
- 60 mile radius
- 90 mile radius

41.42 miles



Orthodontists Access Map

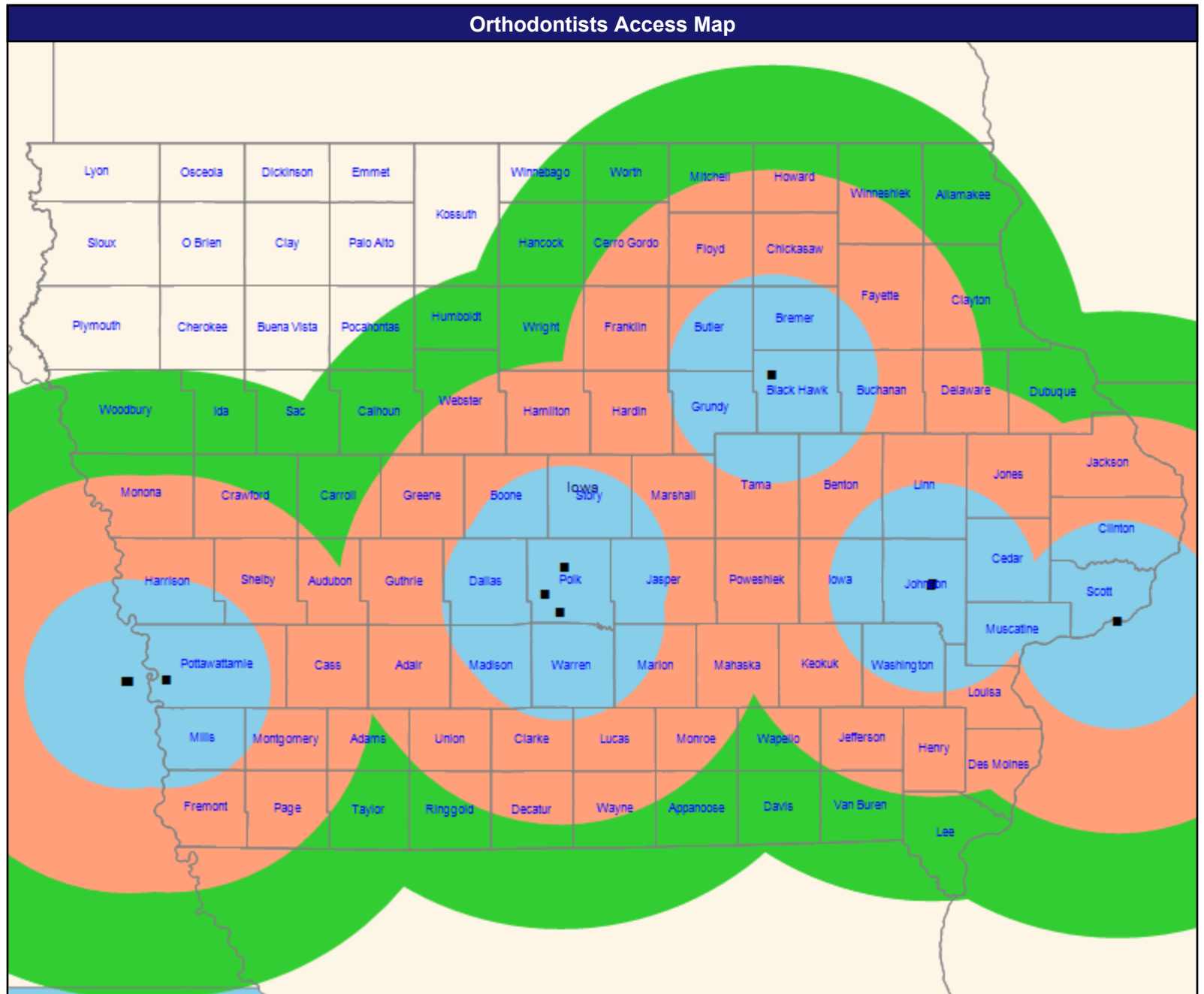
January 16, 2020

Orthodontists

Total Providers: 16

- All providers
- 30 mile radius
- 60 mile radius
- 90 mile radius

41.42 miles



Pediatric Dentists Access Map

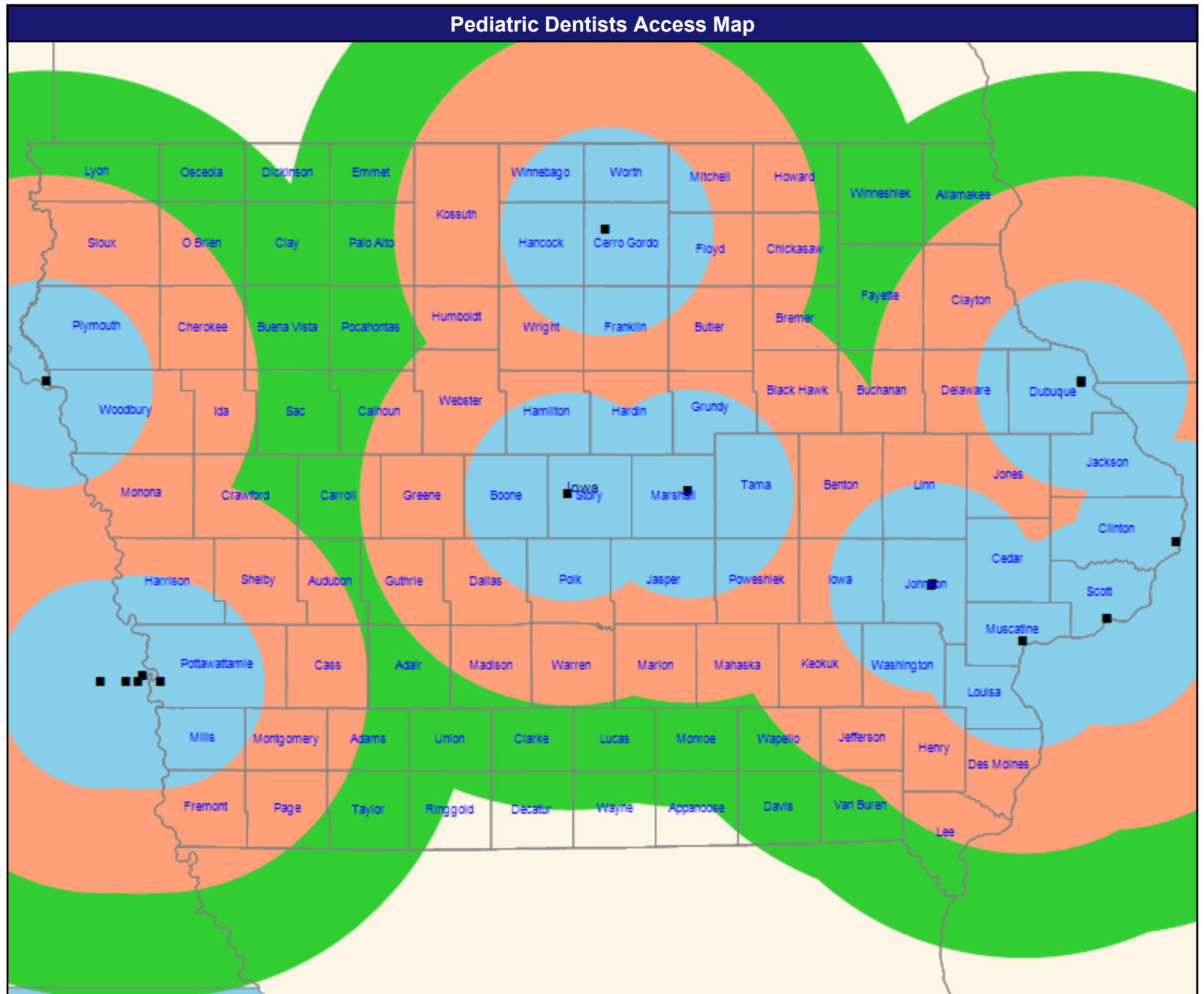
January 16, 2020

Pediatric Dentists

Total Providers: 49

- All providers
- 30 mile radius
- 60 mile radius
- 90 mile radius

41.42 miles



Prosthodontists Access Map

January 16, 2020

Prosthodontists

Total Providers: 17

- All providers
- 30 mile radius
- 60 mile radius
- 90 mile radius

41.42 miles

