



Network Access Analysis

Dental Wellness Plan
MCNA Dental

November 1, 2019

Contents

Report Contents

Access Overview - All Dentists (30 miles/30 minutes)	4
Access Overview - General Dentists (30 miles/30 minutes)	5
Access Overview - Pediatric Dentists (30 miles/30 minutes)	6
Access Overview - Orthodontists (30 miles/30 minutes)	7
Access Overview - Oral Surgeons (30 miles/30 minutes)	8
Access Overview - Endodontists (30 miles/30 minutes)	9
Access Overview - Prosthodontists (30 miles/30 minutes)	10
Access Overview - Periodontists (30 miles/30 minutes)	11
Access Overview - All Dentists (60 miles/60 minutes)	12
Access Overview - General Dentists (60 miles/60 minutes)	13
Access Overview - Pediatric Dentists (60 miles/60 minutes)	14
Access Overview - Orthodontists (60 miles/60 minutes)	15
Access Overview - Oral Surgeons (60 miles/60 minutes)	16
Access Overview - Endodontists (60 miles/60 minutes)	17
Access Overview - Prosthodontists (60 miles/60 minutes)	18
Access Overview - Periodontists (60 miles/60 minutes)	19
Access Overview - All Dentists (90 miles/90 minutes)	20
Access Overview - General Dentists (90 miles/90 minutes)	21
Access Overview - Pediatric Dentists (90 miles/90 minutes)	22
Access Overview - Orthodontists (90 miles/90 minutes)	23
Access Overview - Oral Surgeons (90 miles/90 minutes)	24
Access Overview - Endodontists (90 miles/90 minutes)	25
Access Overview - Prosthodontists (90 miles/90 minutes)	26
Access Overview - Periodontists (90 miles/90 minutes)	27

Contents

Report Contents

All Dentists Access Map	28
General Dentists Access Map	29
Pediatric Dentists Access Map	30
Orthodontists Access Map	31
Oral Surgeons Access Map	32
Endodontists Access Map	33
Prosthodontists Access Map	34
Periodontists Access Map	35
Access Summary By County	36

Access Overview - All Dentists (30 miles/30 minutes)

November 1, 2019

Access Analysis

All Dentists 30

Member / Provider Groups

DWP Members


All Dentists

Comparison Graph

Percent of members with access to a choice of providers over miles

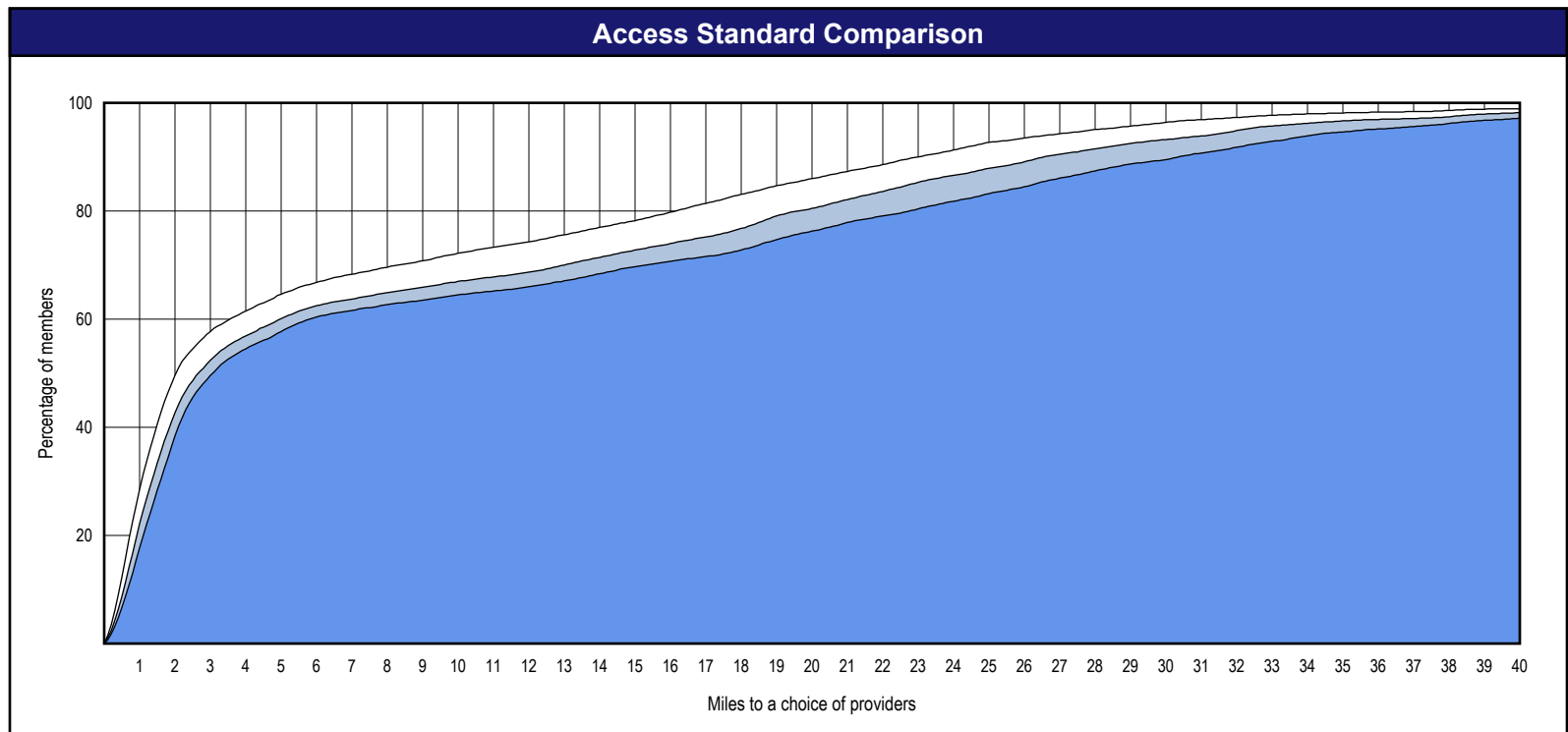
- 1st closest
- 2nd closest
- 3rd closest

¹ The Access Standard is defined as (DWP Members) members accessing:
 1 (All Dentists) provider in 30 miles or 30 minutes



Distances/Times

	Average
Distance/Time to 1st closest provider	9.8 miles 11.2 mins
Distance/Time to 2nd closest provider	11.5 miles 13.2 mins
Distance/Time to 3rd closest provider	12.9 miles 14.7 mins



Access Overview - General Dentists (30 miles/30 minutes)

November 1, 2019


Access Analysis
General Dentists 30

Member / Provider Groups
DWP Members
General Dentists

Comparison Graph
Percent of members with access to a choice of providers over miles

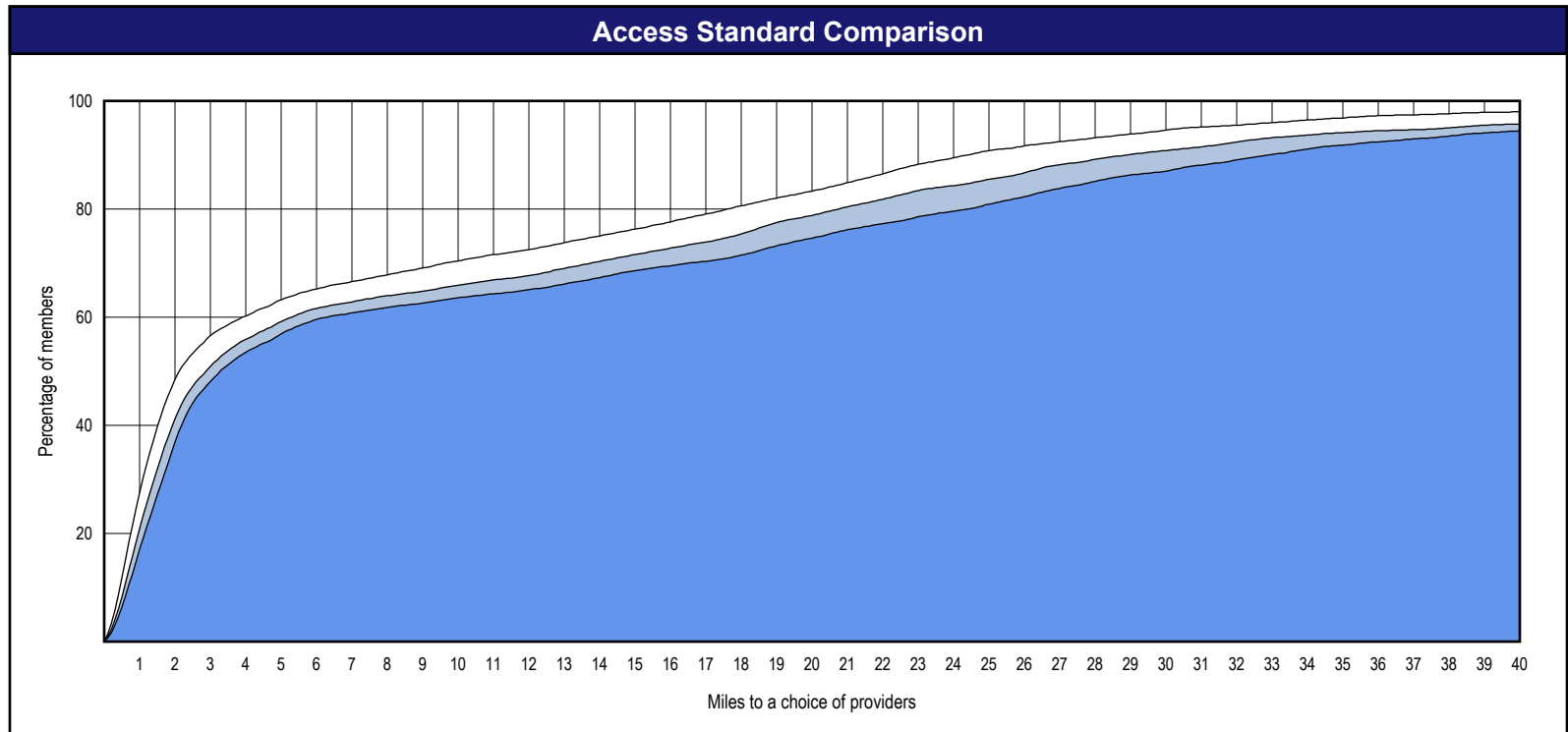
- 1st closest
- 2nd closest
- 3rd closest

¹ The Access Standard is defined as (DWP Members) members accessing:
1 (General Dentists) provider in 30 miles or 30 minutes



Distances/Times

	Average
Distance/Time to 1st closest provider	10.6 miles 12.1 mins
Distance/Time to 2nd closest provider	12.6 miles 14.3 mins
Distance/Time to 3rd closest provider	14.0 miles 15.9 mins



Access Overview - Pediatric Dentists (30 miles/30 minutes)

November 1, 2019

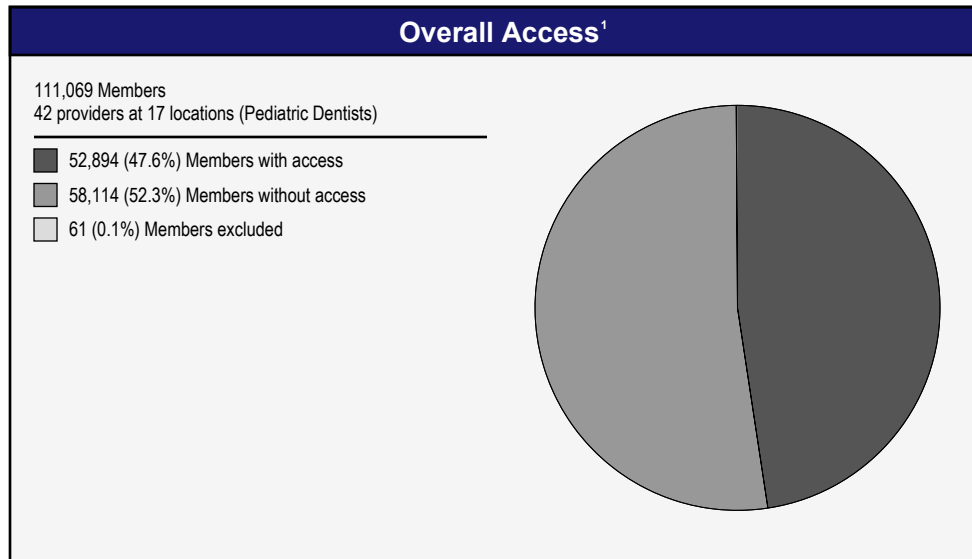
Access Analysis
Pediatric Dentists 30

Member / Provider Groups
DWP Members
Pediatric Dentists

Comparison Graph
Percent of members with access to a choice of providers over miles

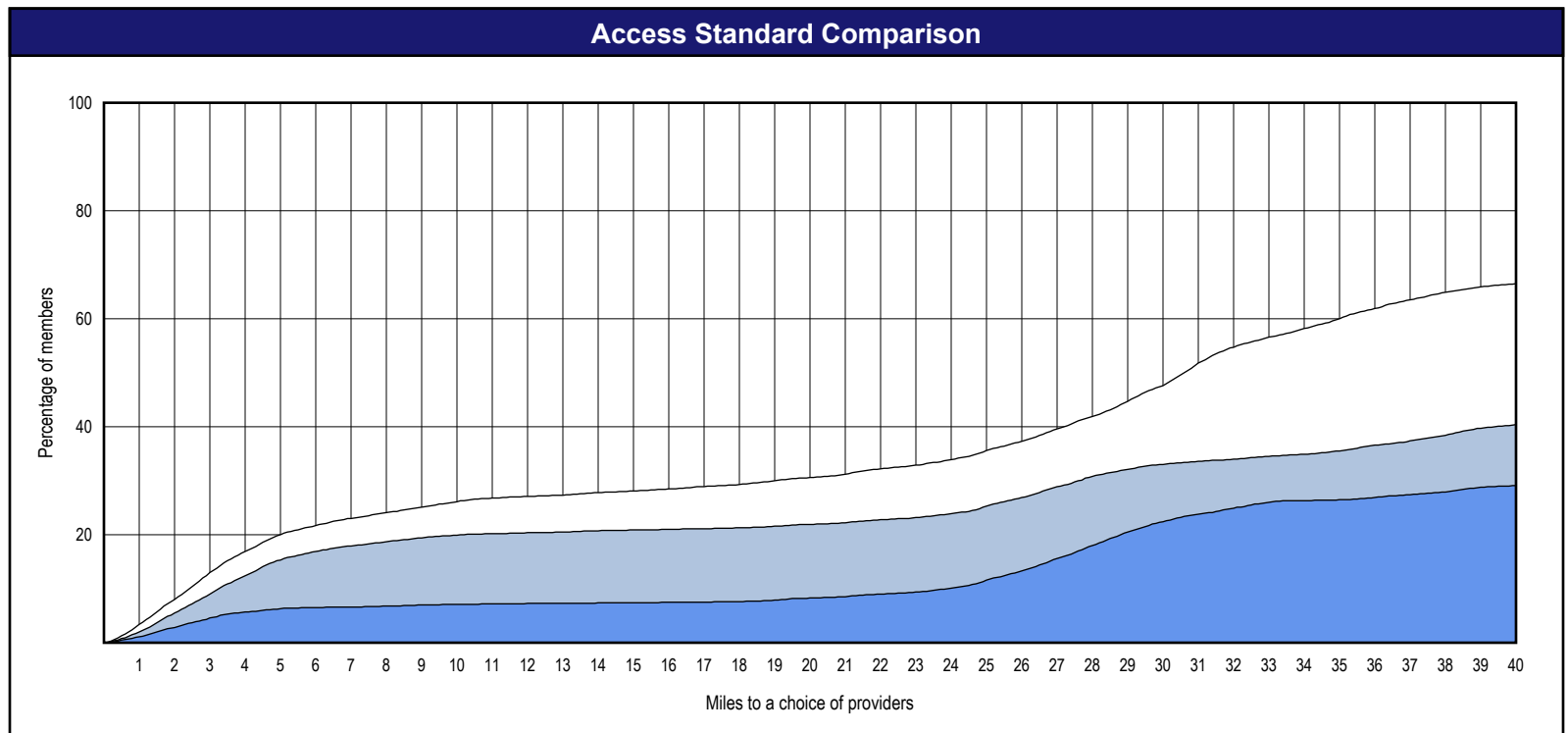
- 1st closest
- 2nd closest
- 3rd closest

¹ The Access Standard is defined as (DWP Members) members accessing:
1 (Pediatric Dentists) provider in 30 miles or 30 minutes



Distances/Times

	Average
Distance/Time to 1st closest provider	35.8 miles 42.1 mins
Distance/Time to 2nd closest provider	48.8 miles 58.4 mins
Distance/Time to 3rd closest provider	70.5 miles 87.1 mins



Access Overview - Orthodontists (30 miles/30 minutes)

November 1, 2019

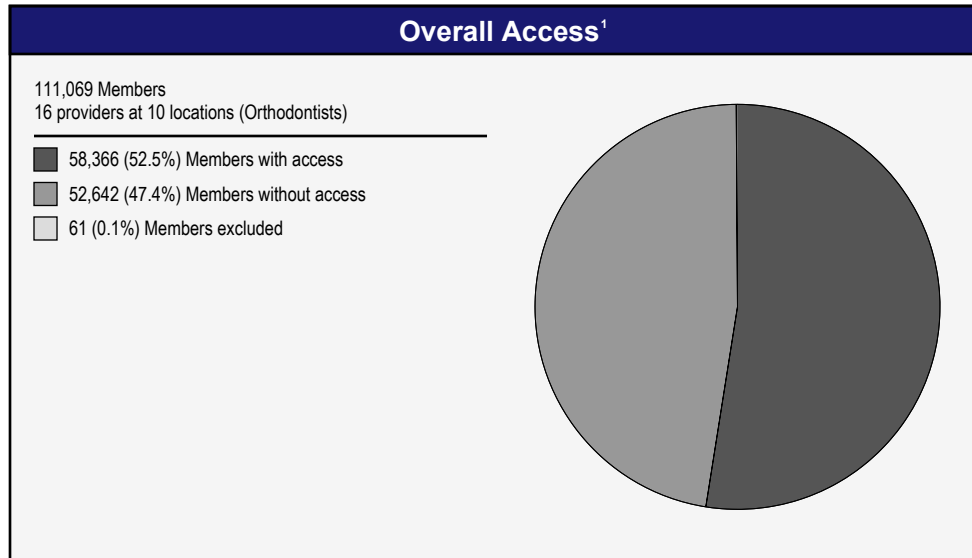
Access Analysis
Orthodontists 30

Member / Provider Groups
DWP Members
Orthodontists

Comparison Graph
Percent of members with access to a choice of providers over miles

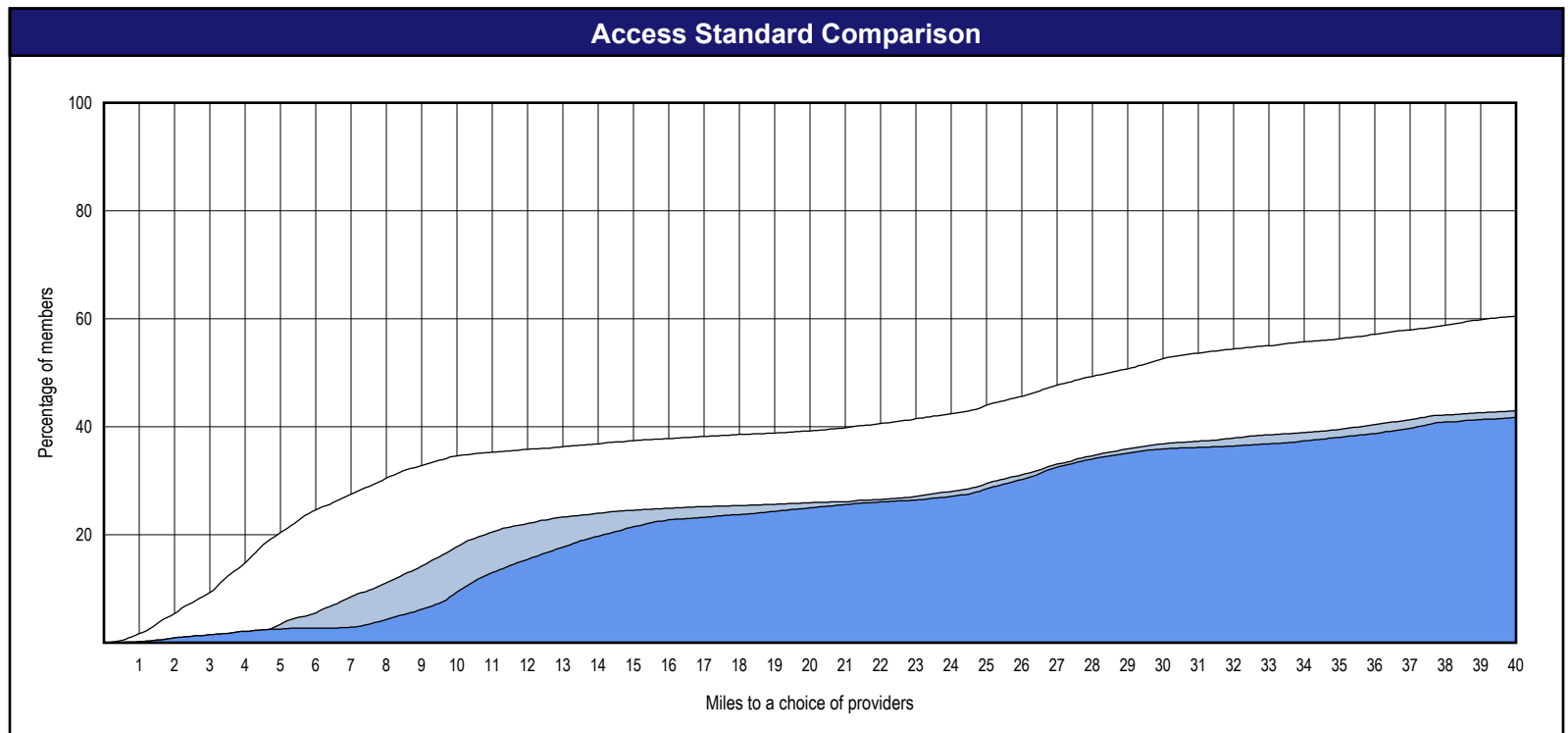
- 1st closest
- 2nd closest
- 3rd closest

¹ The Access Standard is defined as (DWP Members) members accessing:
1 (Orthodontists) provider in 30 miles or 30 minutes



Distances/Times

	Average
Distance/Time to 1st closest provider	40.0 miles 49.3 mins
Distance/Time to 2nd closest provider	52.8 miles 70.3 mins
Distance/Time to 3rd closest provider	54.9 miles 74.2 mins



Access Overview - Oral Surgeons (30 miles/30 minutes)

November 1, 2019

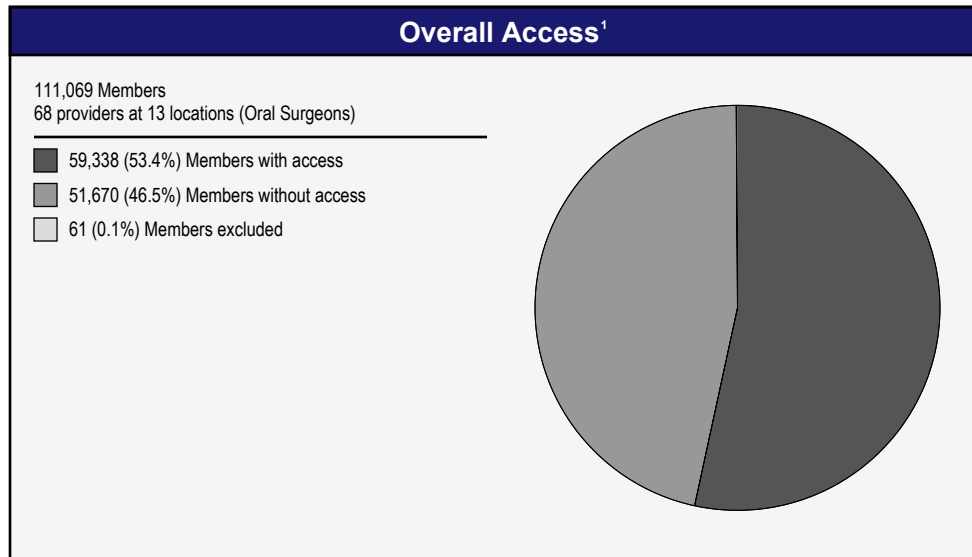
Access Analysis
Oral Surgeons 30

Member / Provider Groups
DWP Members
Oral Surgeons

Comparison Graph
Percent of members with access to a choice of providers over miles

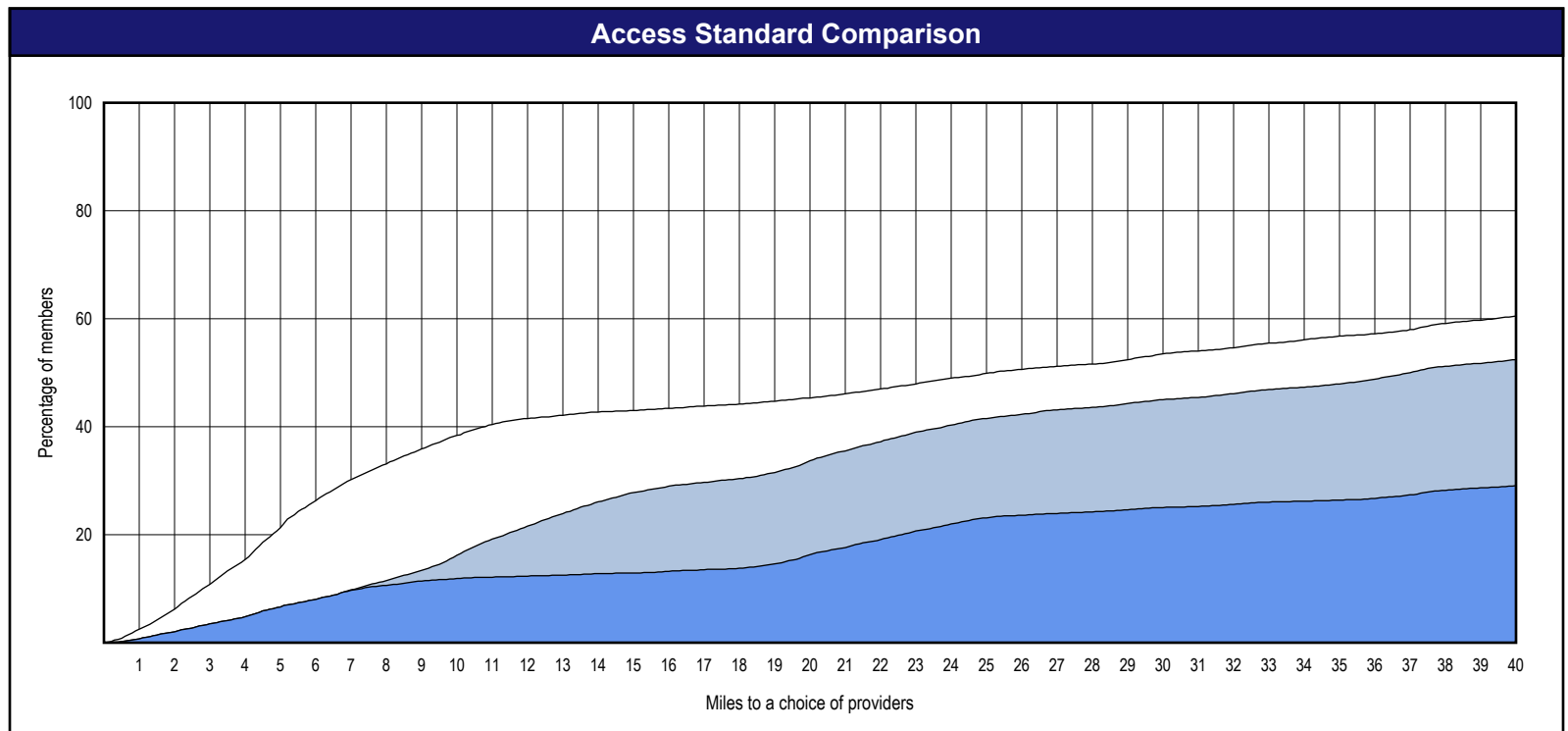
- 1st closest
- 2nd closest
- 3rd closest

¹ The Access Standard is defined as (DWP Members) members accessing:
1 (Oral Surgeons) provider in 30 miles or 30 minutes



Distances/Times

	Average
Distance/Time to 1st closest provider	34.3 miles 42.4 mins
Distance/Time to 2nd closest provider	42.3 miles 52.2 mins
Distance/Time to 3rd closest provider	63.5 miles 80.8 mins



Access Overview - Endodontists (30 miles/30 minutes)

November 1, 2019


Access Analysis
Endodontists 30

Member / Provider Groups
DWP Members
Endodontists

Comparison Graph
Percent of members with access to a choice of providers over miles

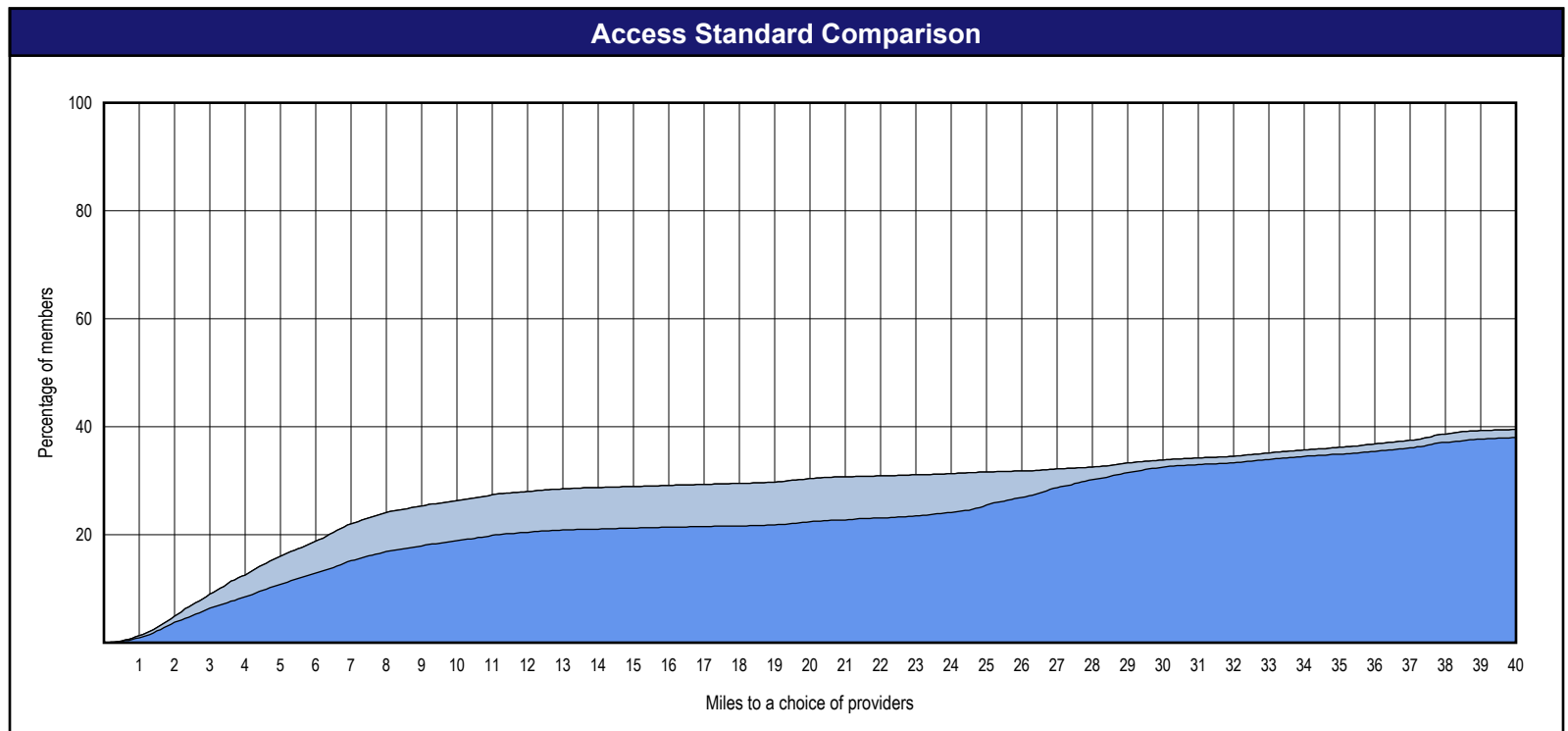
- 1st closest
- 2nd closest
- 3rd closest

¹ The Access Standard is defined as (DWP Members) members accessing:
1 (Endodontists) provider in 30 miles or 30 minutes



Distances/Times

	Average
Distance/Time to 1st closest provider	59.0 miles 83.8 mins
Distance/Time to 2nd closest provider	59.0 miles 83.8 mins
Distance/Time to 3rd closest provider	63.2 miles 93.3 mins



Access Overview - Prosthodontists (30 miles/30 minutes)

November 1, 2019


Access Analysis
Prosthodontists 30

Member / Provider Groups
DWP Members
Prosthodontists

Comparison Graph
Percent of members with access to a choice of providers over miles

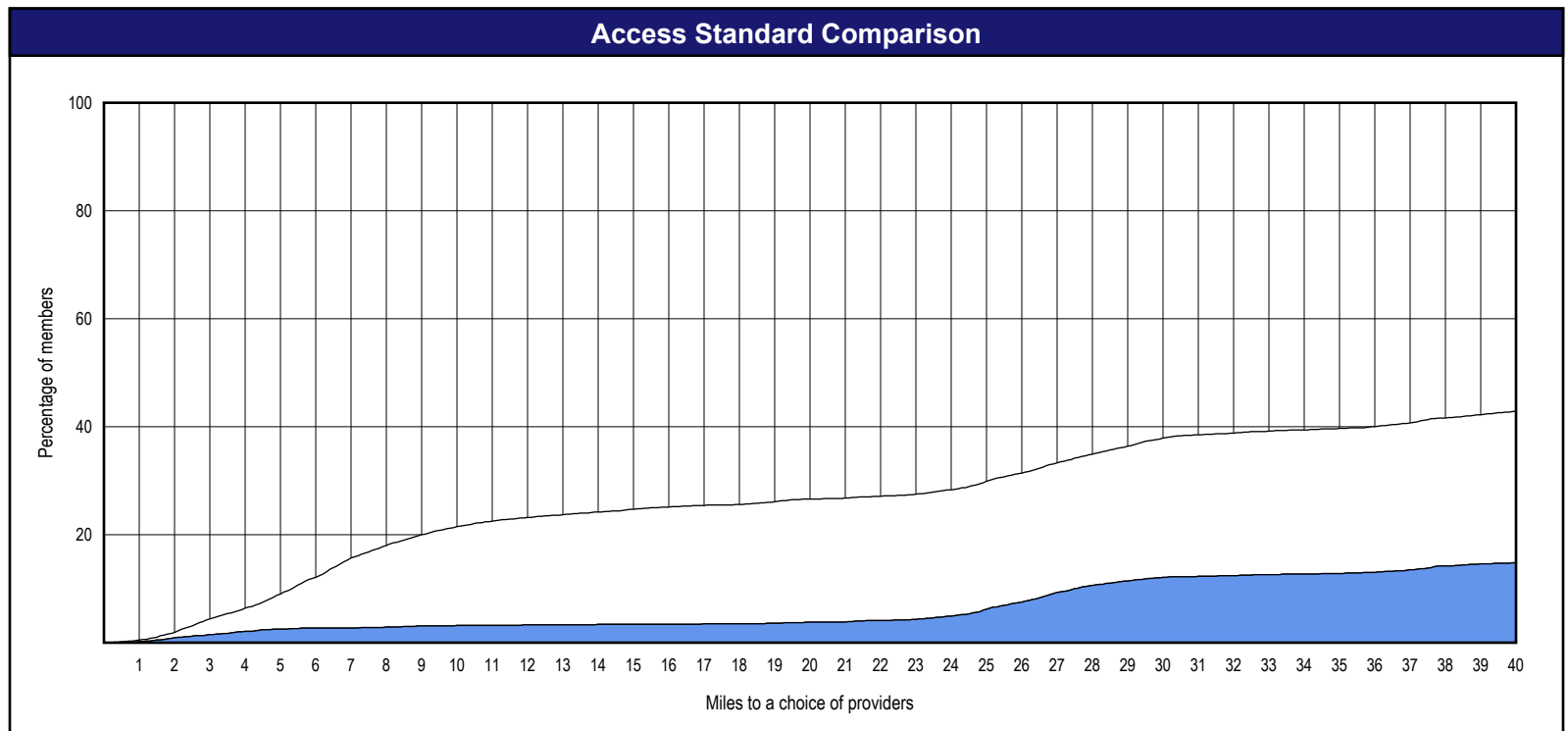
- 1st closest
- 2nd closest
- 3rd closest

¹ The Access Standard is defined as (DWP Members) members accessing:
1 (Prosthodontists) provider in 30 miles or 30 minutes



Distances/Times

	Average
Distance/Time to 1st closest provider	52.7 miles 72.9 mins
Distance/Time to 2nd closest provider	91.7 miles 134.2 mins
Distance/Time to 3rd closest provider	111.0 miles 167.9 mins



Access Overview - Periodontists (30 miles/30 minutes)

November 1, 2019


Access Analysis
Periodontists 30

Member / Provider Groups
DWP Members
Periodontists

Comparison Graph
Percent of members with access to a choice of providers over miles

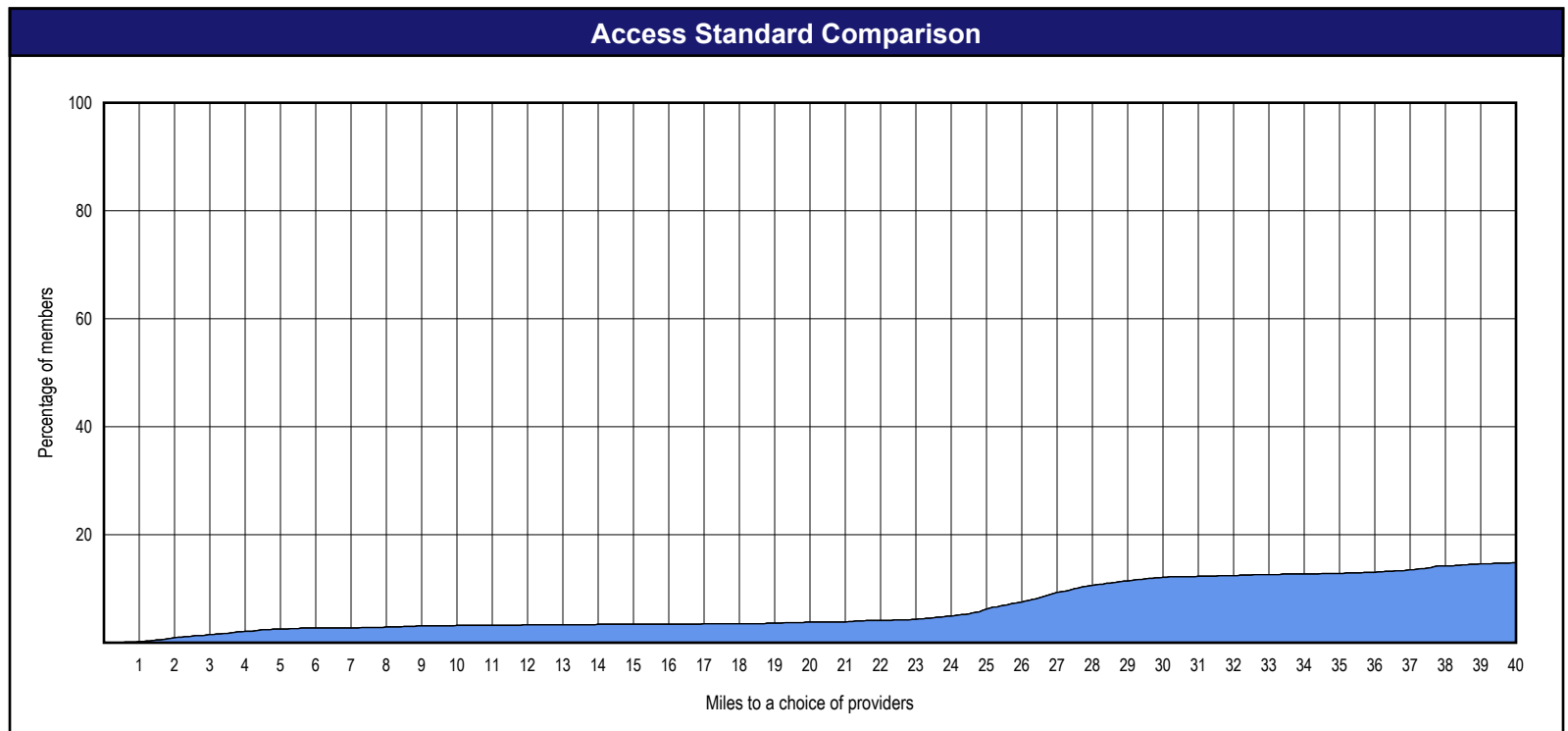
- 1st closest
- 2nd closest
- 3rd closest

¹ The Access Standard is defined as (DWP Members) members accessing:
1 (Periodontists) provider in 30 miles or 30 minutes



Distances/Times

	Average
Distance/Time to 1st closest provider	111.0 miles 167.9 mins
Distance/Time to 2nd closest provider	111.0 miles 167.9 mins
Distance/Time to 3rd closest provider	111.0 miles 167.9 mins



Access Overview - All Dentists (60 miles/60 minutes)

November 1, 2019

Access Analysis

All Dentists 60

Member / Provider Groups

DWP Members

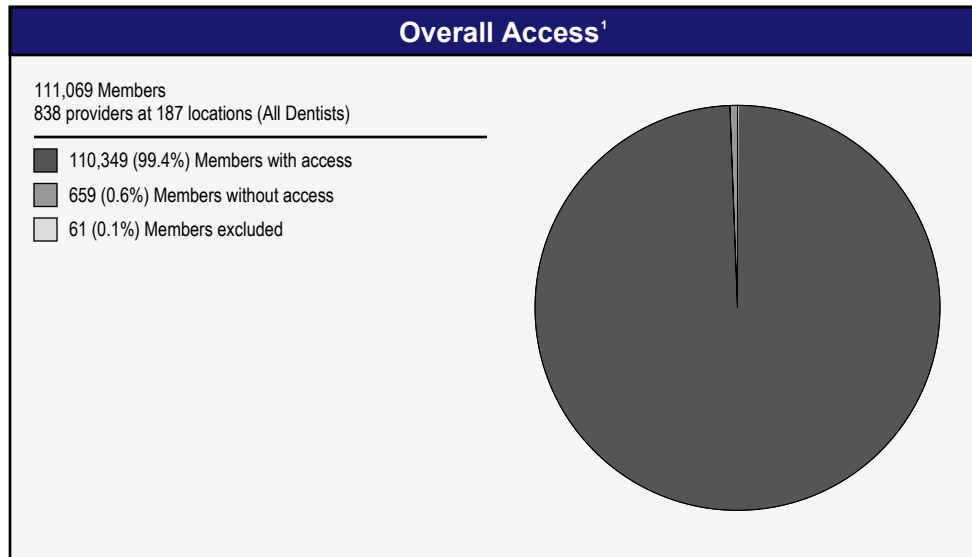
All Dentists

Comparison Graph

Percent of members with access to a choice of providers over miles

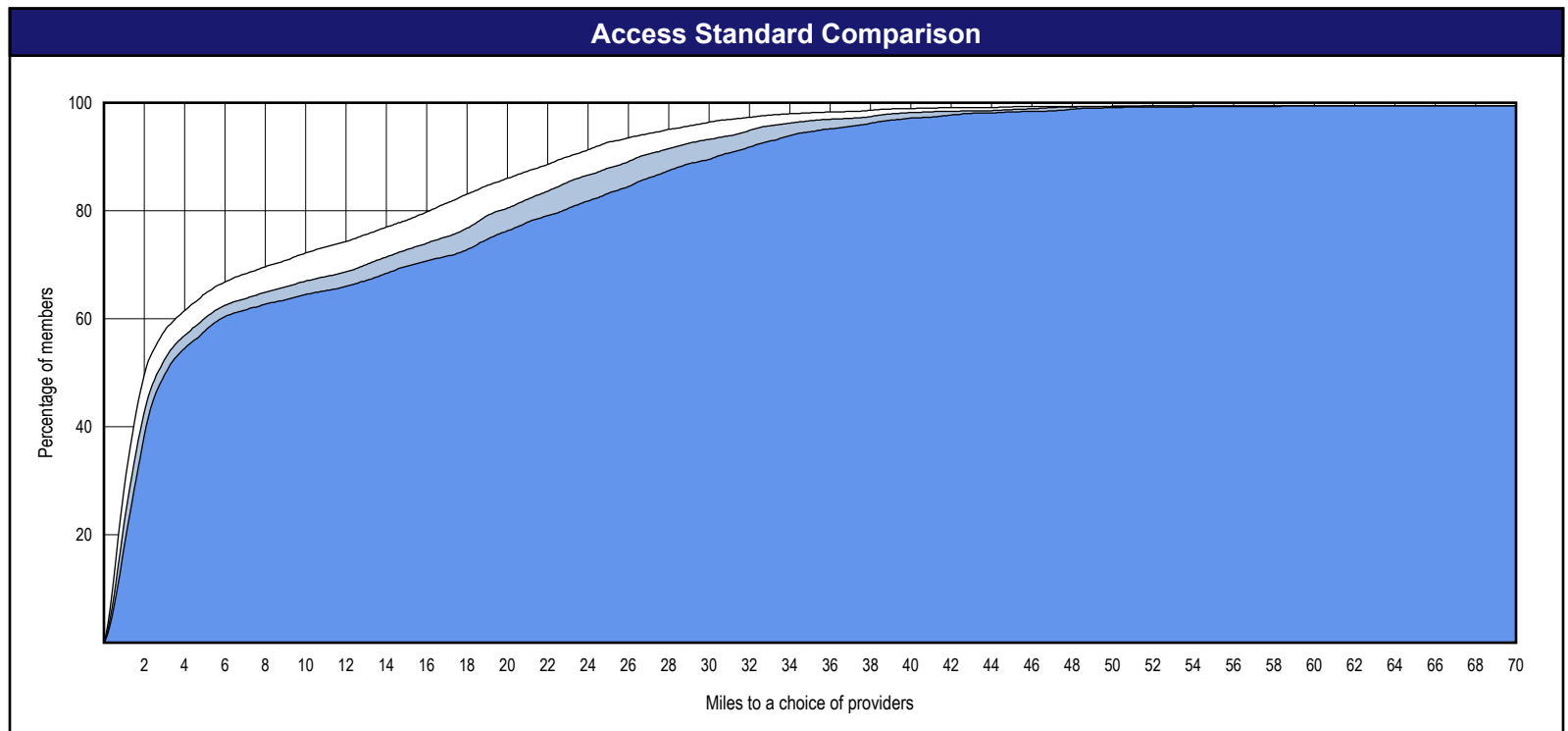
- 1st closest
- 2nd closest
- 3rd closest

¹ The Access Standard is defined as (DWP Members) members accessing:
 1 (All Dentists) provider in 60 miles or 60 minutes



Distances/Times

	Average
Distance/Time to 1st closest provider	9.8 miles 11.2 mins
Distance/Time to 2nd closest provider	11.5 miles 13.2 mins
Distance/Time to 3rd closest provider	12.9 miles 14.7 mins



Access Overview - General Dentists (60 miles/60 minutes)

November 1, 2019

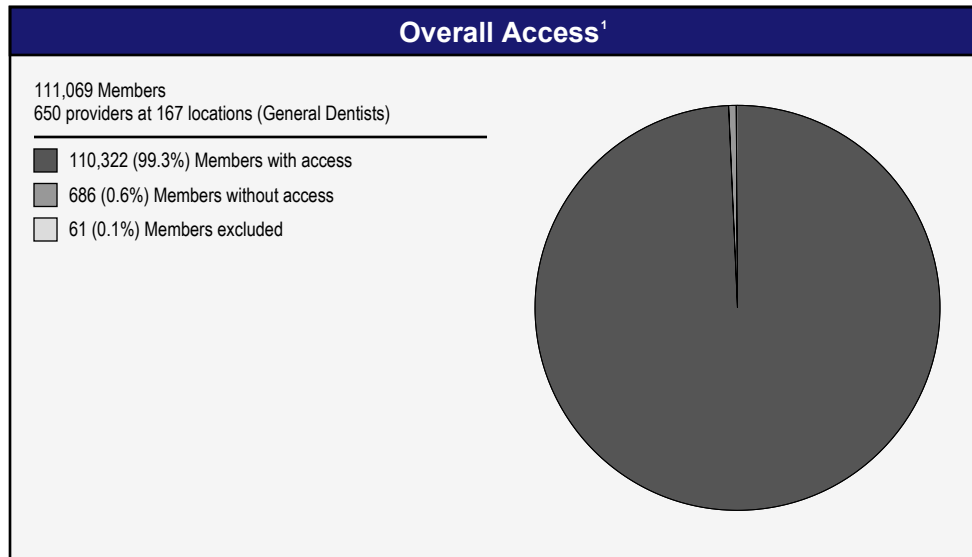
Access Analysis
General Dentists 60

Member / Provider Groups
DWP Members
General Dentists

Comparison Graph
Percent of members with access to a choice of providers over miles

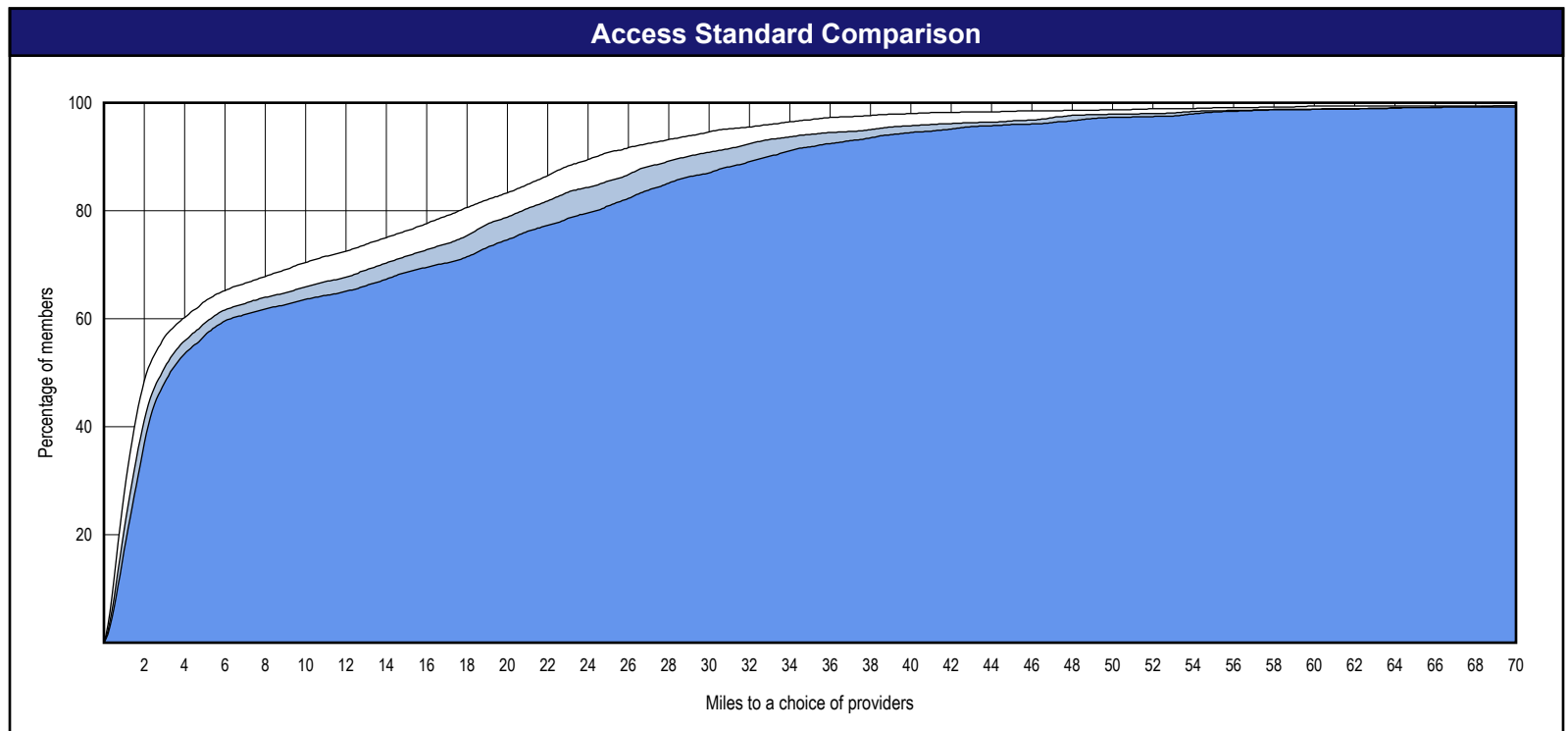
- 1st closest
- 2nd closest
- 3rd closest

¹ The Access Standard is defined as (DWP Members) members accessing:
1 (General Dentists) provider in 60 miles or 60 minutes



Distances/Times

	Average
Distance/Time to 1st closest provider	10.6 miles 12.1 mins
Distance/Time to 2nd closest provider	12.6 miles 14.3 mins
Distance/Time to 3rd closest provider	14.0 miles 15.9 mins



Access Overview - Pediatric Dentists (60 miles/60 minutes)

November 1, 2019

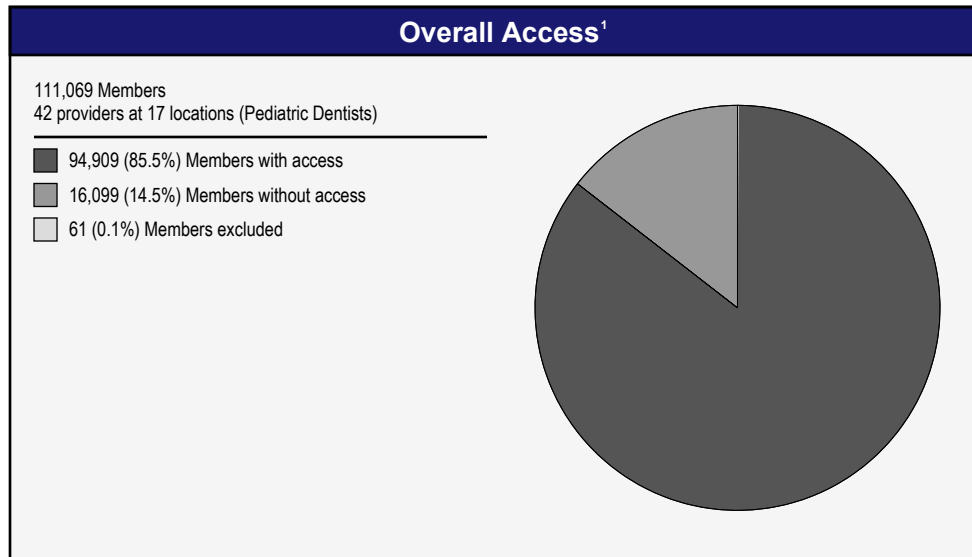
Access Analysis
Pediatric Dentists 60

Member / Provider Groups
DWP Members
Pediatric Dentists

Comparison Graph
Percent of members with access to a choice of providers over miles

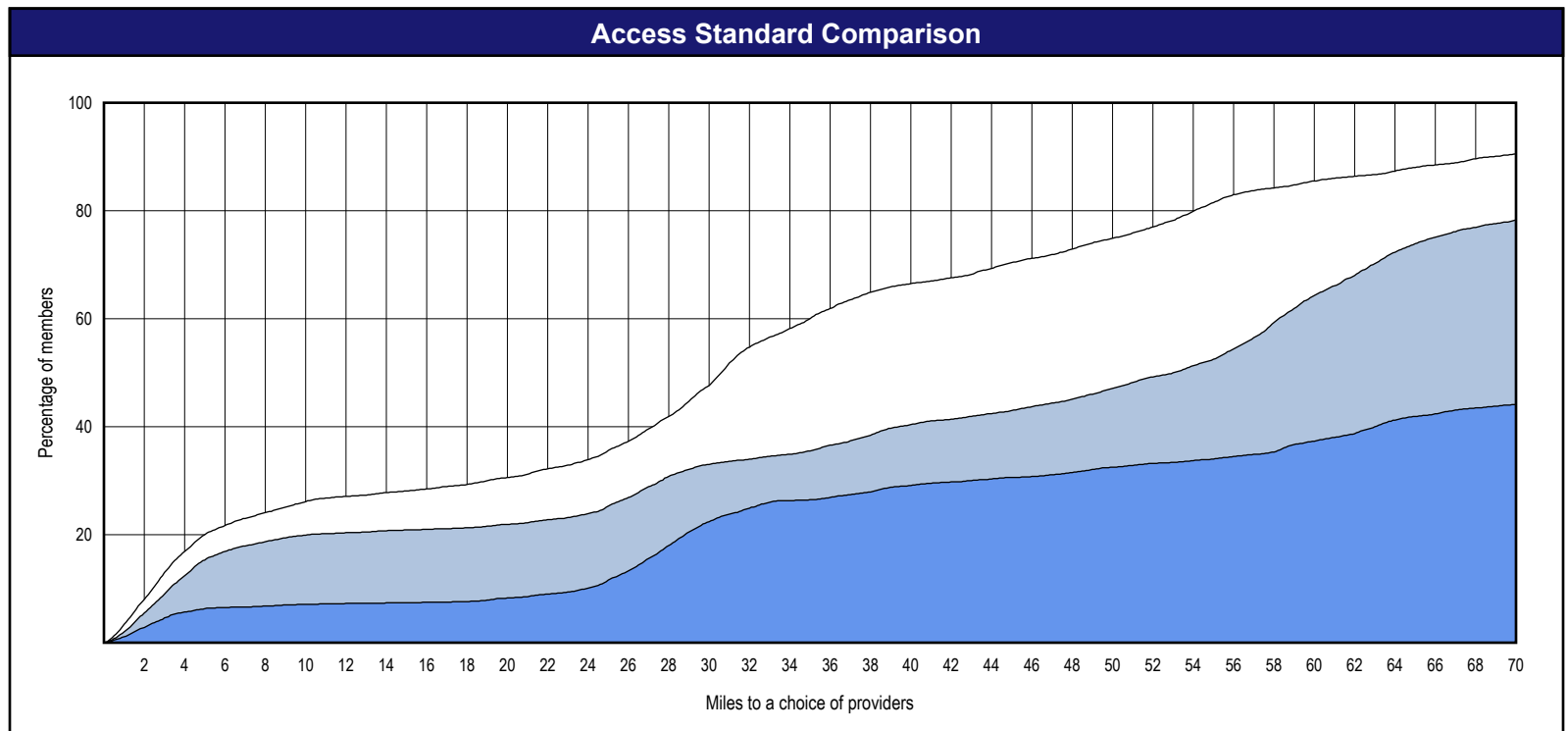
- 1st closest
- 2nd closest
- 3rd closest

¹ The Access Standard is defined as (DWP Members) members accessing:
1 (Pediatric Dentists) provider in 60 miles or 60 minutes



Distances/Times

	Average
Distance/Time to 1st closest provider	35.8 miles 42.1 mins
Distance/Time to 2nd closest provider	48.8 miles 58.4 mins
Distance/Time to 3rd closest provider	70.5 miles 87.1 mins



Access Overview - Orthodontists (60 miles/60 minutes)

November 1, 2019

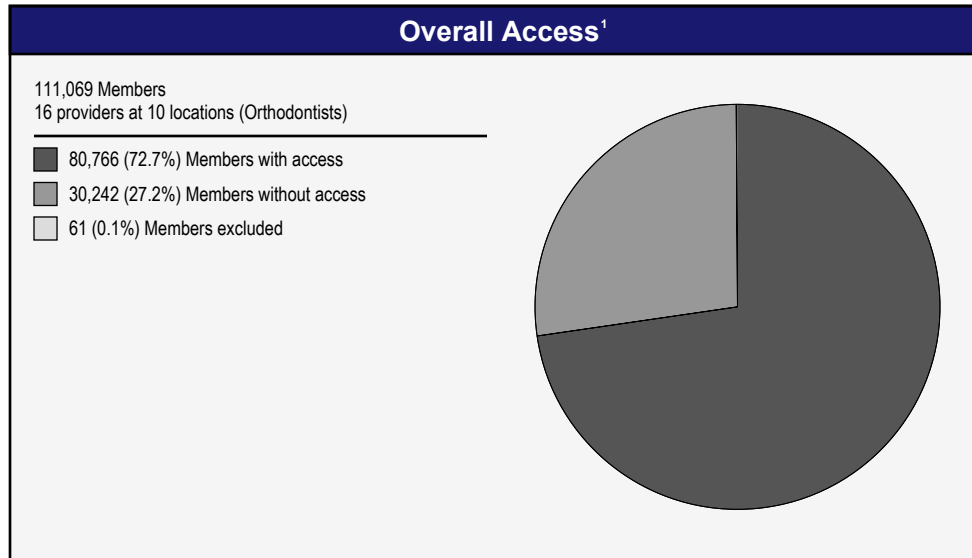
Access Analysis
Orthodontists 60

Member / Provider Groups
DWP Members
Orthodontists

Comparison Graph
Percent of members with access to a choice of providers over miles

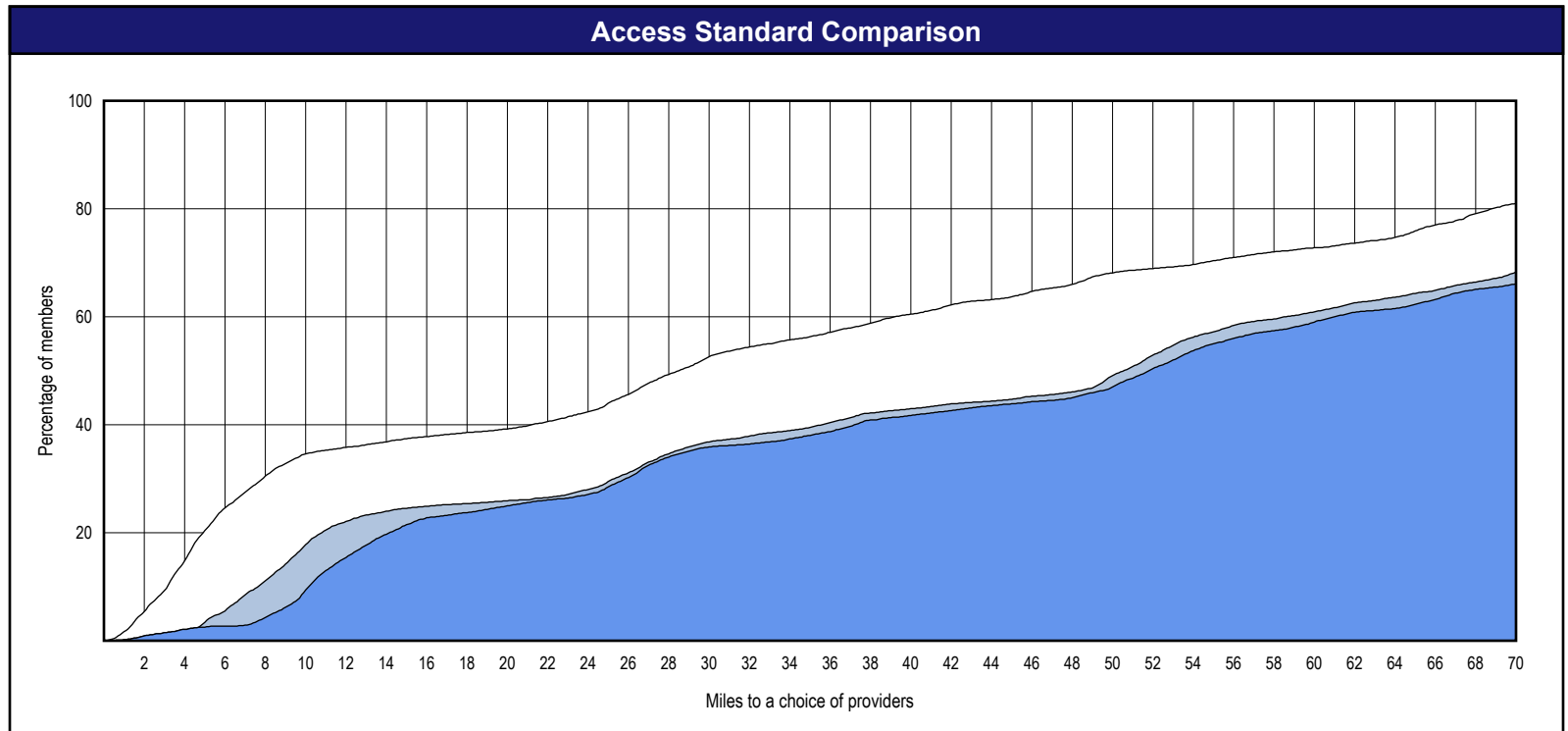
- 1st closest
- 2nd closest
- 3rd closest

¹ The Access Standard is defined as (DWP Members) members accessing:
1 (Orthodontists) provider in 60 miles or 60 minutes



Distances/Times

	Average
Distance/Time to 1st closest provider	40.0 miles 49.3 mins
Distance/Time to 2nd closest provider	52.8 miles 70.3 mins
Distance/Time to 3rd closest provider	54.9 miles 74.2 mins



Access Overview - Oral Surgeons (60 miles/60 minutes)

November 1, 2019

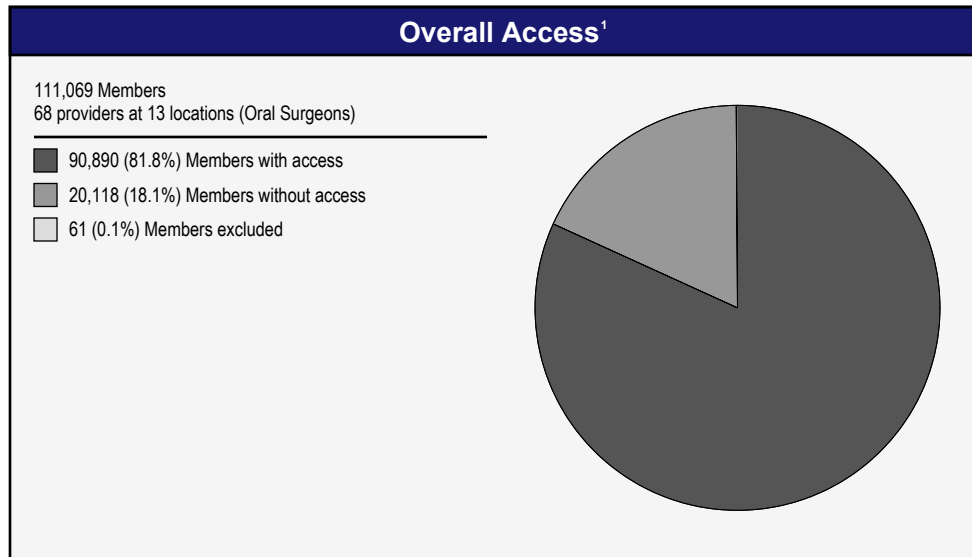
Access Analysis
Oral Surgeons 60

Member / Provider Groups
DWP Members
Oral Surgeons

Comparison Graph
Percent of members with access to a choice of providers over miles

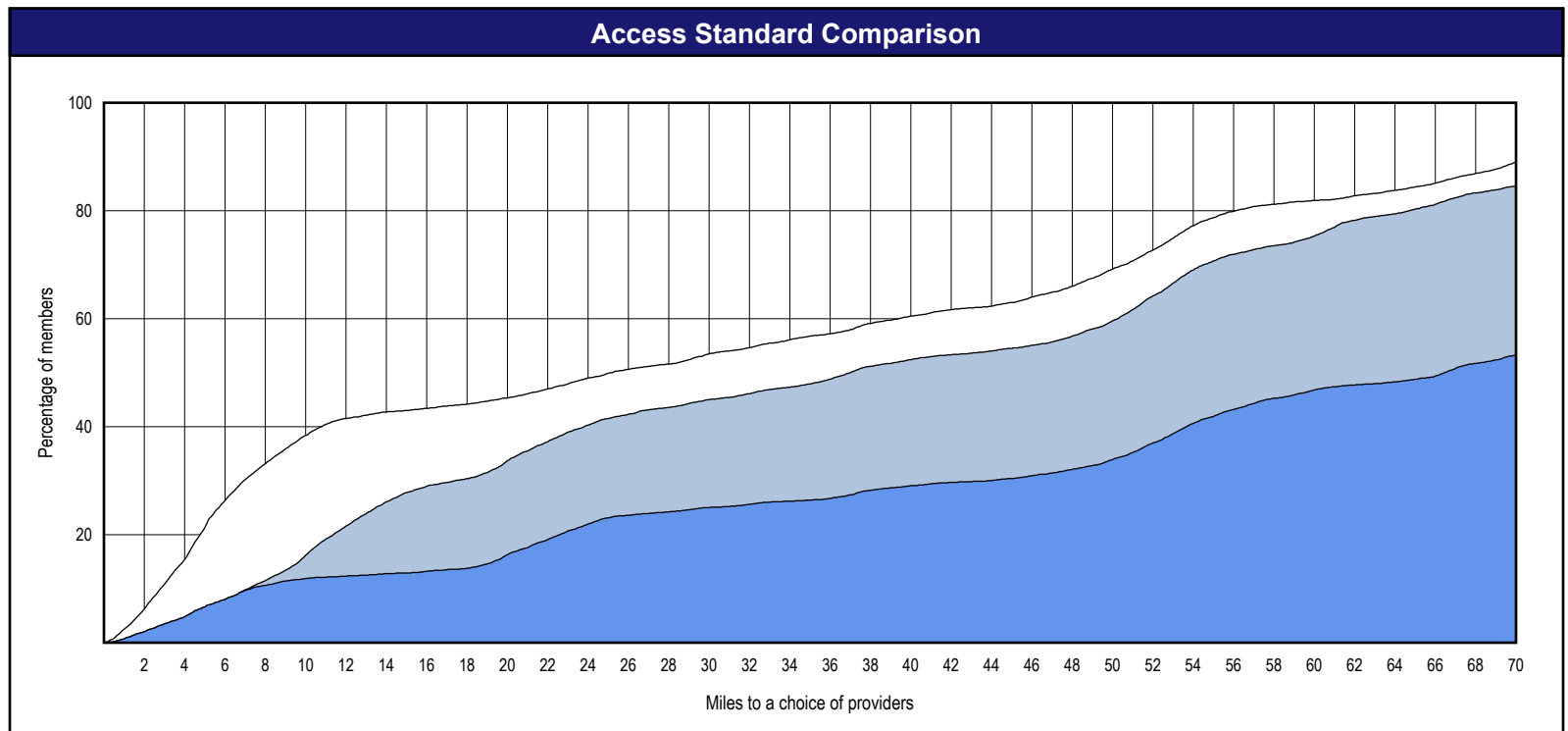
- 1st closest
- 2nd closest
- 3rd closest

¹ The Access Standard is defined as (DWP Members) members accessing:
1 (Oral Surgeons) provider in 60 miles or 60 minutes



Distances/Times

	Average
Distance/Time to 1st closest provider	34.3 miles 42.4 mins
Distance/Time to 2nd closest provider	42.3 miles 52.2 mins
Distance/Time to 3rd closest provider	63.5 miles 80.8 mins



Access Overview - Endodontists (60 miles/60 minutes)

November 1, 2019

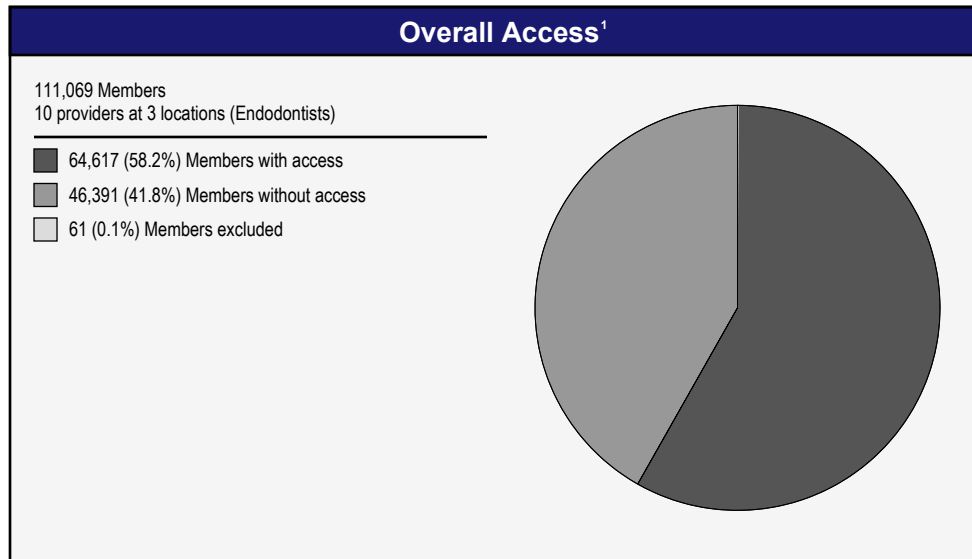
Access Analysis
Endodontists 60

Member / Provider Groups
DWP Members
Endodontists

Comparison Graph
Percent of members with access to a choice of providers over miles

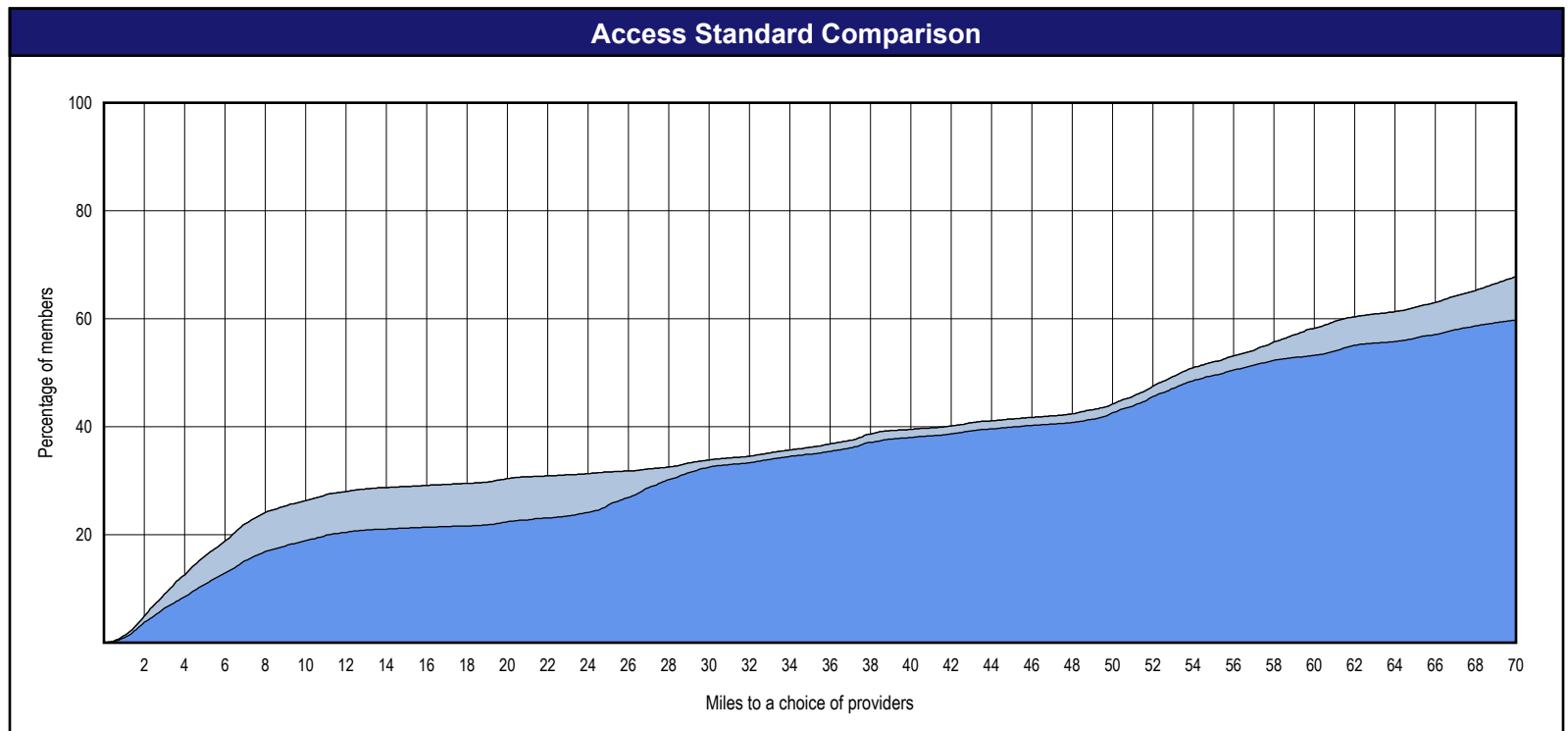
- 1st closest
- 2nd closest
- 3rd closest

¹ The Access Standard is defined as (DWP Members) members accessing:
1 (Endodontists) provider in 60 miles or 60 minutes



Distances/Times

	Average
Distance/Time to 1st closest provider	59.0 miles 83.8 mins
Distance/Time to 2nd closest provider	59.0 miles 83.8 mins
Distance/Time to 3rd closest provider	63.2 miles 93.3 mins



Access Overview - Prosthodontists (60 miles/60 minutes)

November 1, 2019


Access Analysis
Prosthodontists 60

Member / Provider Groups
DWP Members
Prosthodontists

Comparison Graph
Percent of members with access to a choice of providers over miles

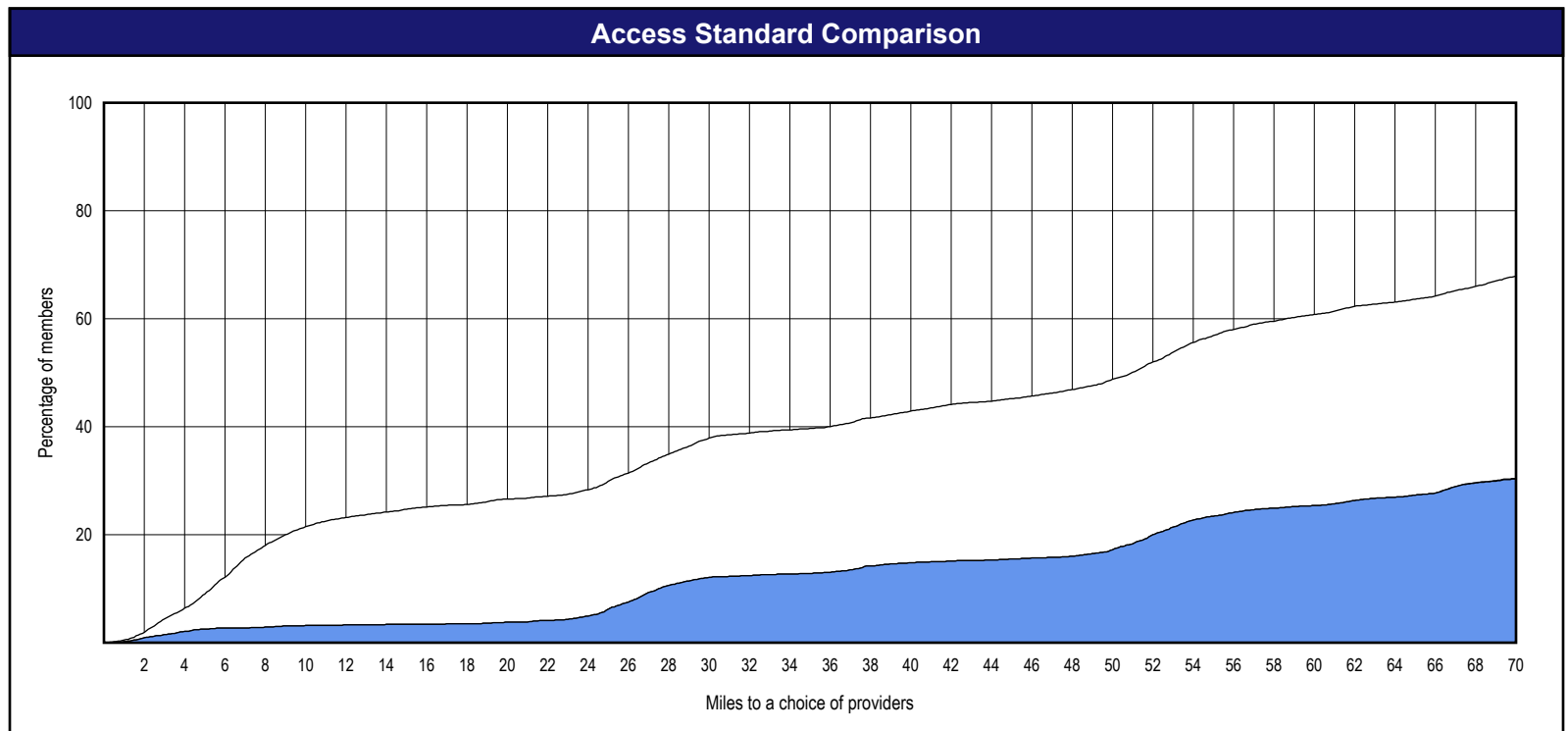
- 1st closest
- 2nd closest
- 3rd closest

¹ The Access Standard is defined as (DWP Members) members accessing:
1 (Prosthodontists) provider in 60 miles or 60 minutes



Distances/Times

	Average
Distance/Time to 1st closest provider	52.7 miles 72.9 mins
Distance/Time to 2nd closest provider	91.7 miles 134.2 mins
Distance/Time to 3rd closest provider	111.0 miles 167.9 mins



Access Overview - Periodontists (60 miles/60 minutes)

November 1, 2019


Access Analysis
Periodontists 60

Member / Provider Groups
DWP Members
Periodontists

Comparison Graph
Percent of members with access to a choice of providers over miles

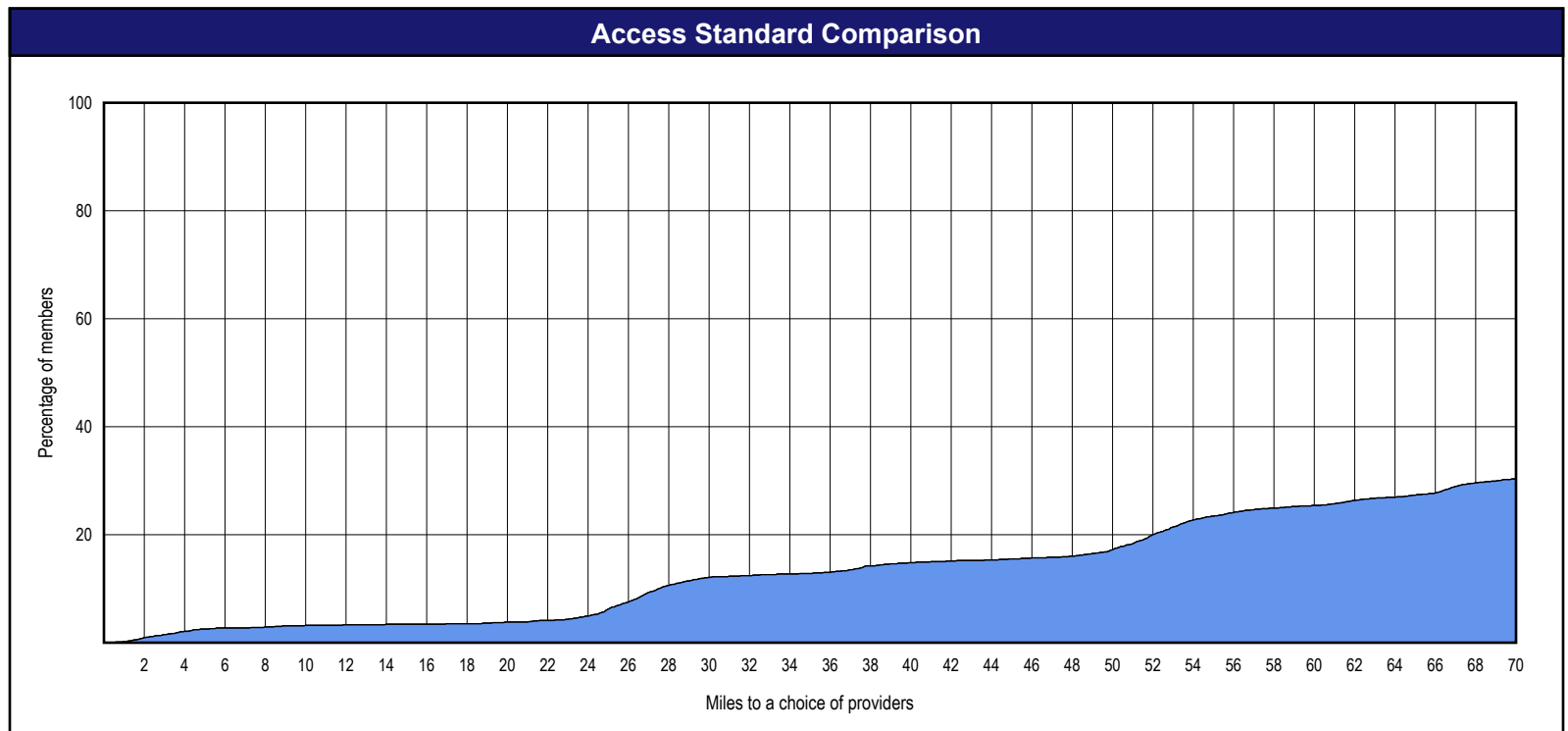
- 1st closest
- 2nd closest
- 3rd closest

¹ The Access Standard is defined as (DWP Members) members accessing:
1 (Periodontists) provider in 60 miles or 60 minutes



Distances/Times

	Average
Distance/Time to 1st closest provider	111.0 miles 167.9 mins
Distance/Time to 2nd closest provider	111.0 miles 167.9 mins
Distance/Time to 3rd closest provider	111.0 miles 167.9 mins



Access Overview - All Dentists (90 miles/90 minutes)

November 1, 2019

Access Analysis

All Dentists 90

Member / Provider Groups

DWP Members

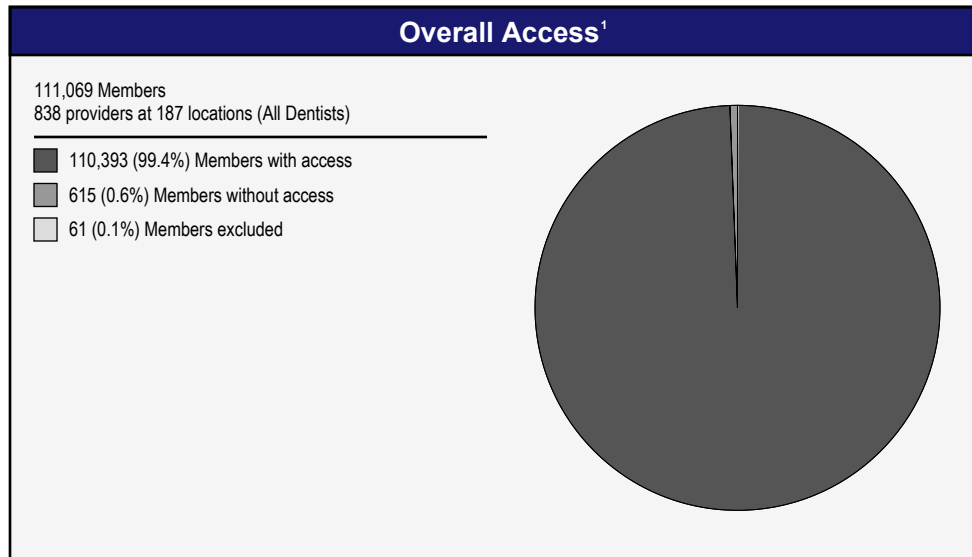
All Dentists

Comparison Graph

Percent of members with access to a choice of providers over miles

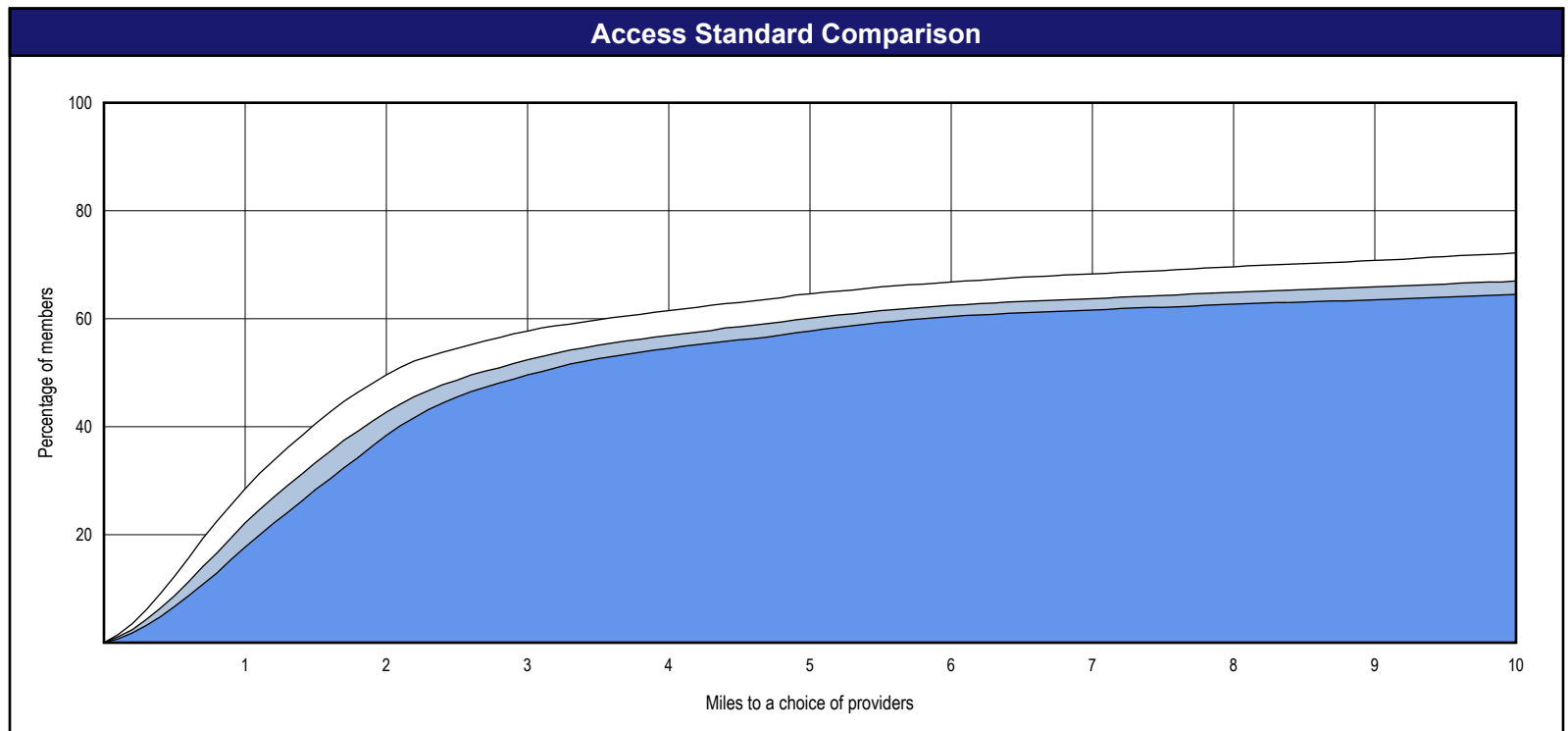
- 1st closest
- 2nd closest
- 3rd closest

¹ The Access Standard is defined as (DWP Members) members accessing:
1 (All Dentists) provider in 90 miles or 90 minutes



Distances/Times

	Average
Distance/Time to 1st closest provider	9.8 miles 11.2 mins
Distance/Time to 2nd closest provider	11.5 miles 13.2 mins
Distance/Time to 3rd closest provider	12.9 miles 14.7 mins



Access Overview - General Dentists (90 miles/90 minutes)

November 1, 2019

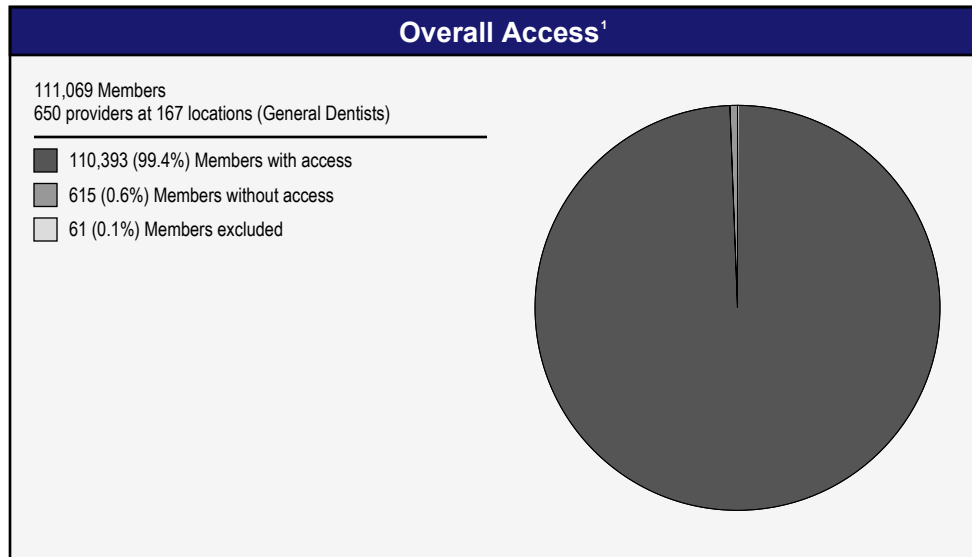
Access Analysis
General Dentists 90

Member / Provider Groups
DWP Members
General Dentists

Comparison Graph
Percent of members with access to a choice of providers over miles

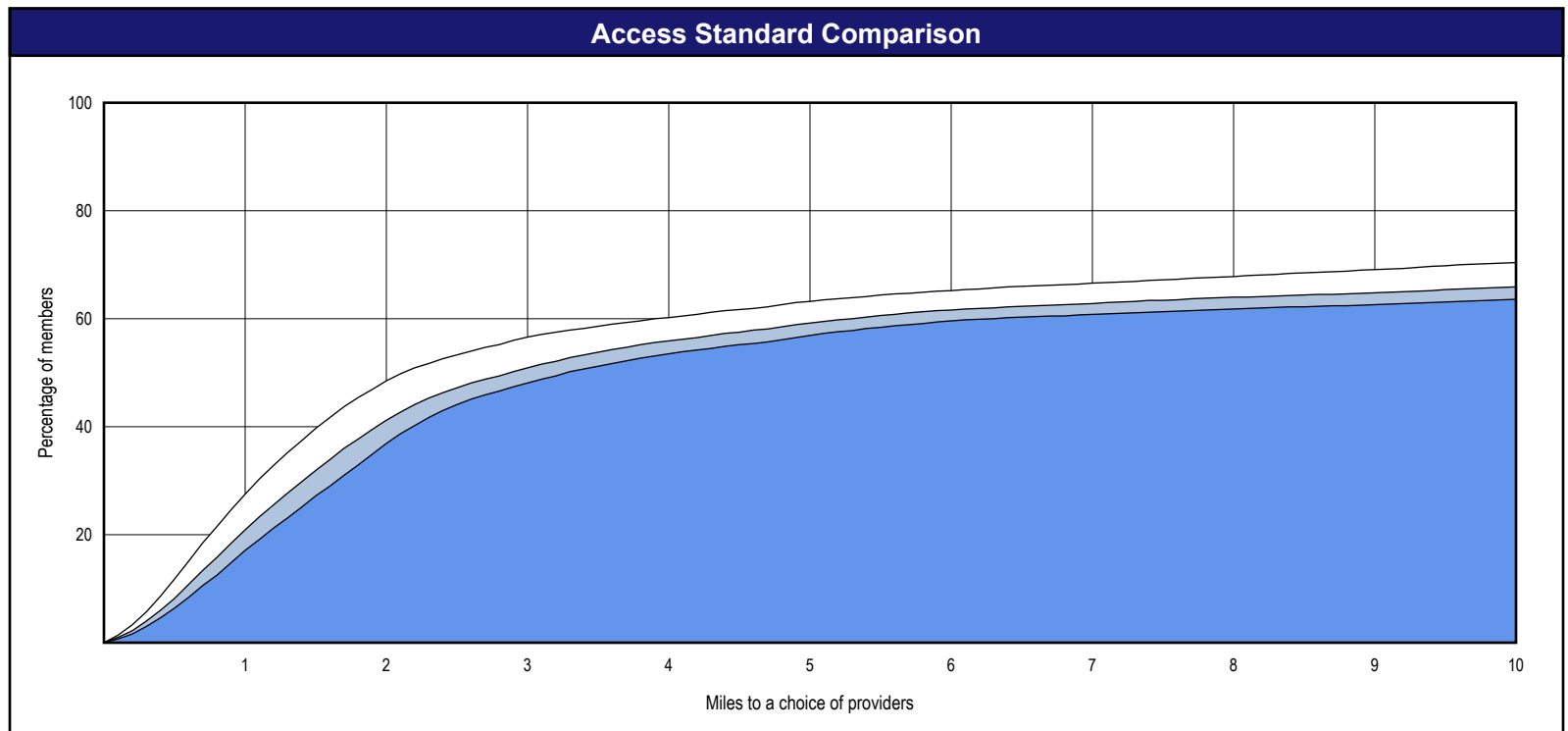
- 1st closest
- 2nd closest
- 3rd closest

¹ The Access Standard is defined as (DWP Members) members accessing:
1 (General Dentists) provider in 90 miles or 90 minutes



Distances/Times

	Average
Distance/Time to 1st closest provider	10.6 miles 12.1 mins
Distance/Time to 2nd closest provider	12.6 miles 14.3 mins
Distance/Time to 3rd closest provider	14.0 miles 15.9 mins



Access Overview - Pediatric Dentists (90 miles/90 minutes)

November 1, 2019

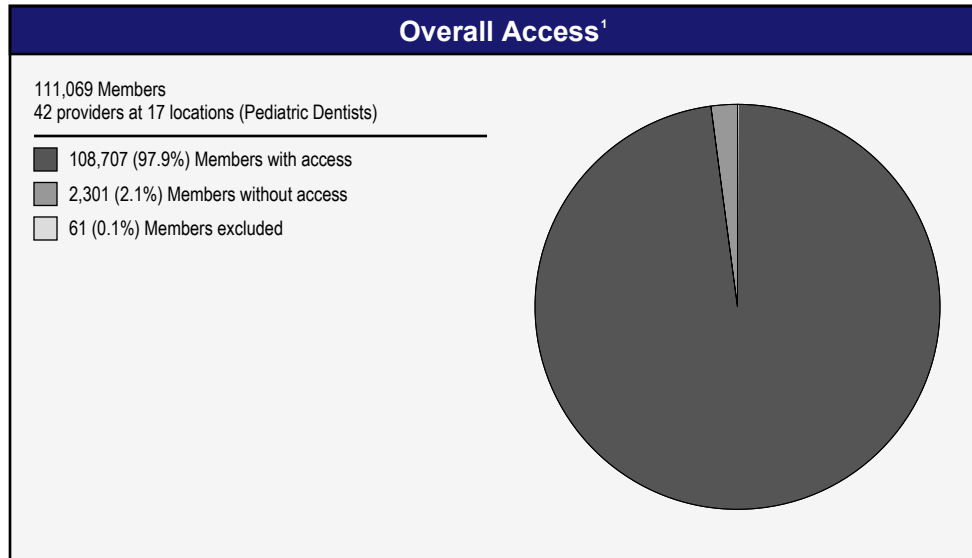
Access Analysis
Pediatric Dentists 90

Member / Provider Groups
DWP Members
Pediatric Dentists

Comparison Graph
Percent of members with access to a choice of providers over miles

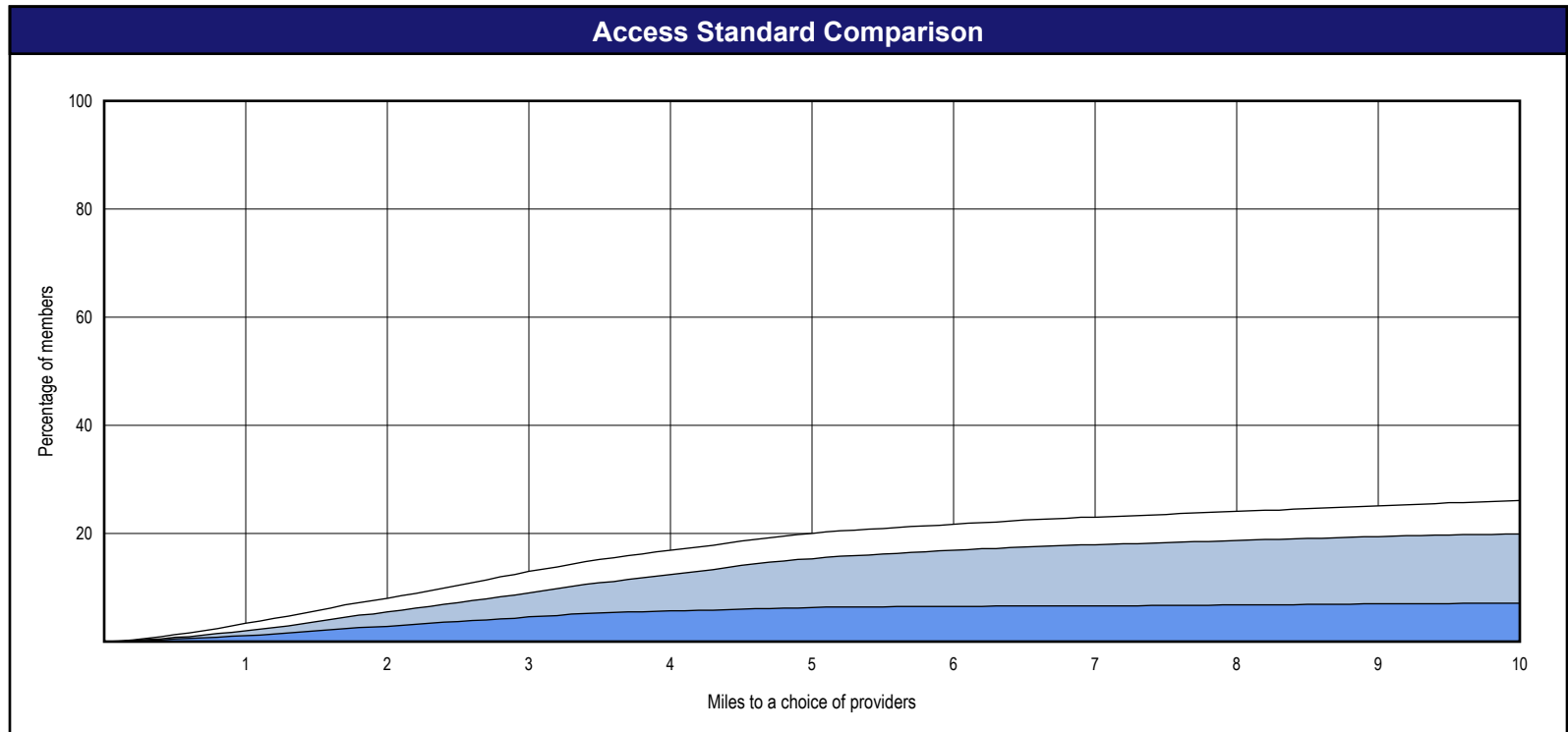
- 1st closest
- 2nd closest
- 3rd closest

¹ The Access Standard is defined as (DWP Members) members accessing:
1 (Pediatric Dentists) provider in 90 miles or 90 minutes



Distances/Times

	Average
Distance/Time to 1st closest provider	35.8 miles 42.1 mins
Distance/Time to 2nd closest provider	48.8 miles 58.4 mins
Distance/Time to 3rd closest provider	70.5 miles 87.1 mins



Access Overview - Orthodontists (90 miles/90 minutes)

November 1, 2019

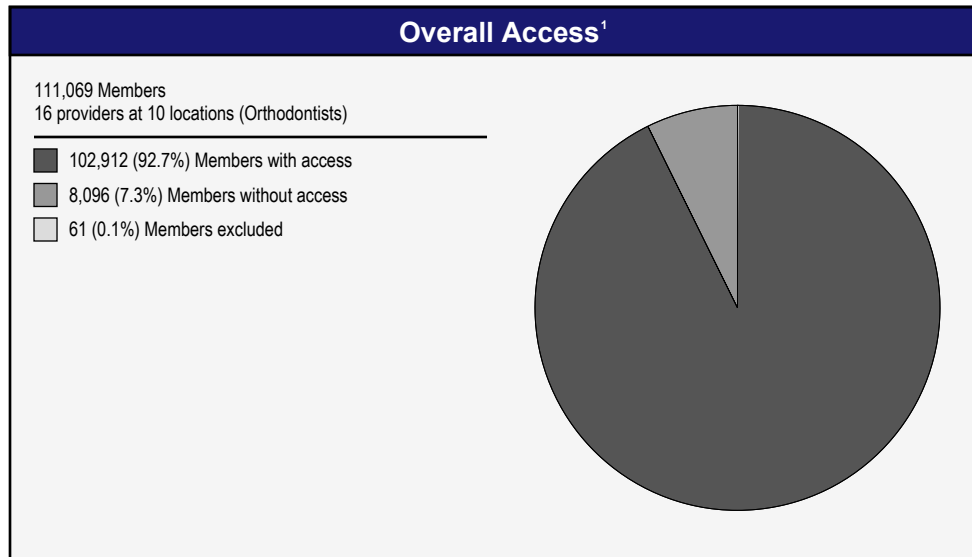
Access Analysis
Orthodontists 90

Member / Provider Groups
DWP Members
Orthodontists

Comparison Graph
Percent of members with access to a choice of providers over miles

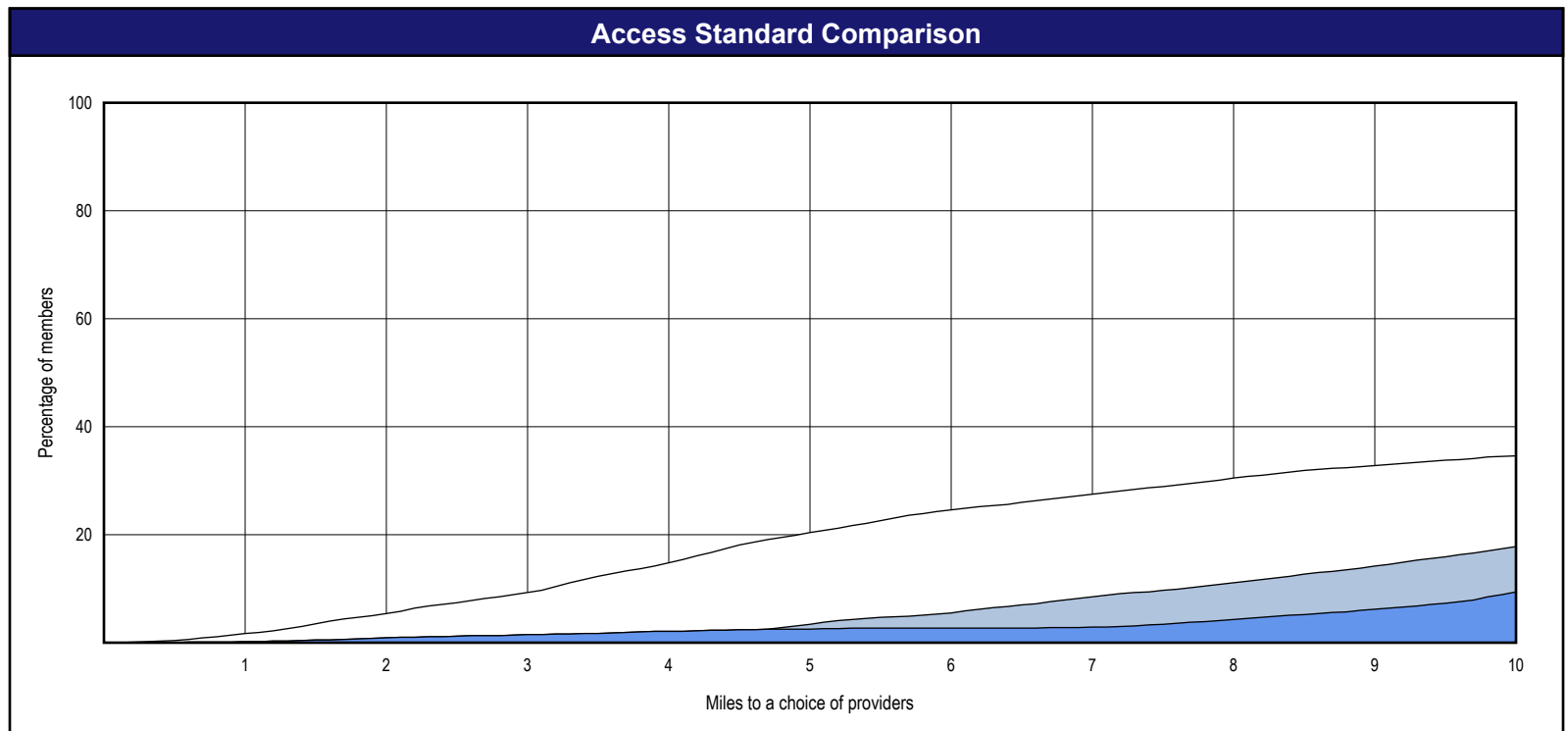
- 1st closest
- 2nd closest
- 3rd closest

¹ The Access Standard is defined as (DWP Members) members accessing:
1 (Orthodontists) provider in 90 miles or 90 minutes



Distances/Times

	Average
Distance/Time to 1st closest provider	40.0 miles 49.3 mins
Distance/Time to 2nd closest provider	52.8 miles 70.3 mins
Distance/Time to 3rd closest provider	54.9 miles 74.2 mins



Access Overview - Oral Surgeons (90 miles/90 minutes)

November 1, 2019


Access Analysis
Oral Surgeons 90

Member / Provider Groups
DWP Members
Oral Surgeons

Comparison Graph
Percent of members with access to a choice of providers over miles

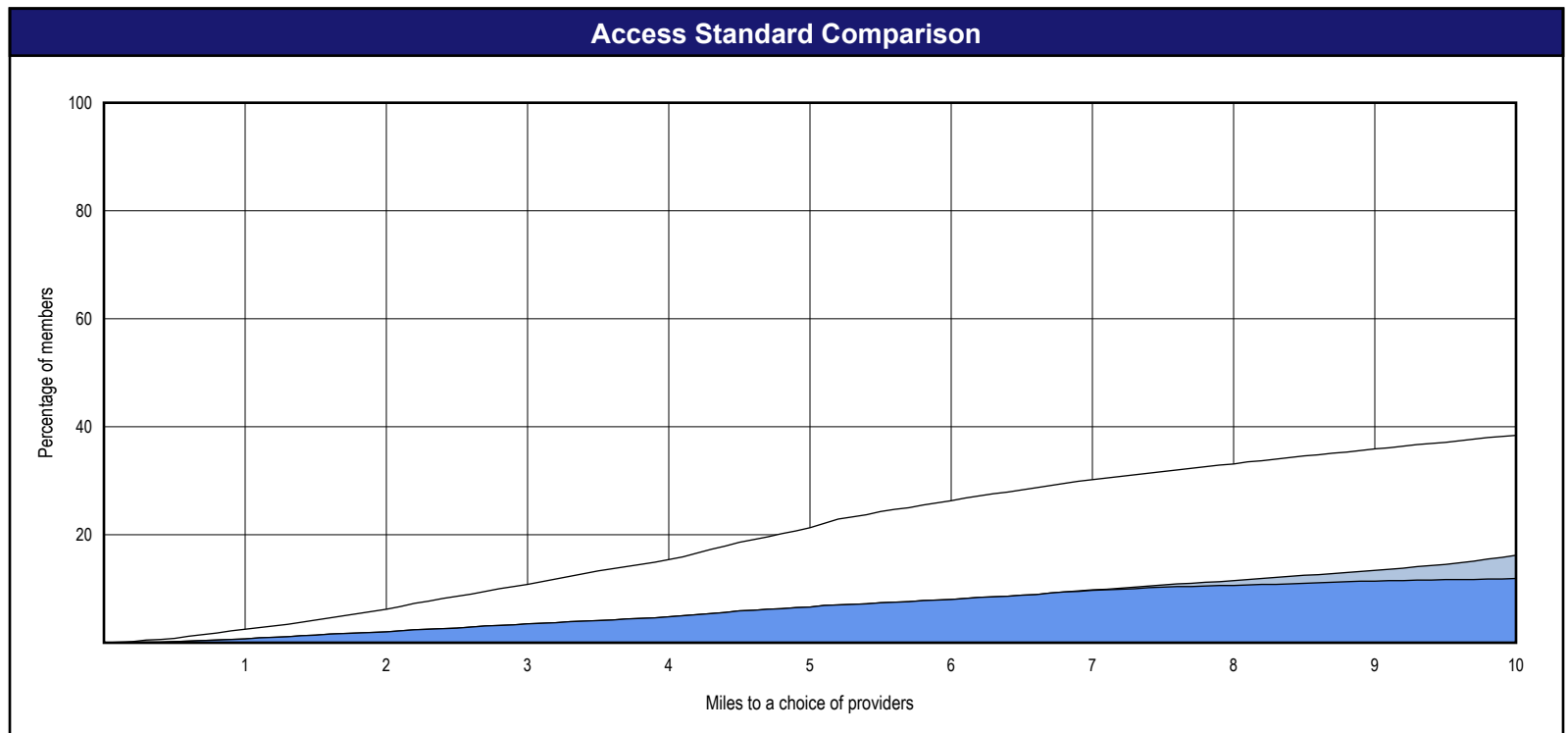
- 1st closest
- 2nd closest
- 3rd closest

¹ The Access Standard is defined as (DWP Members) members accessing:
1 (Oral Surgeons) provider in 90 miles or 90 minutes



Distances/Times

	Average
Distance/Time to 1st closest provider	34.3 miles 42.4 mins
Distance/Time to 2nd closest provider	42.3 miles 52.2 mins
Distance/Time to 3rd closest provider	63.5 miles 80.8 mins



Access Overview - Endodontists (90 miles/90 minutes)

November 1, 2019

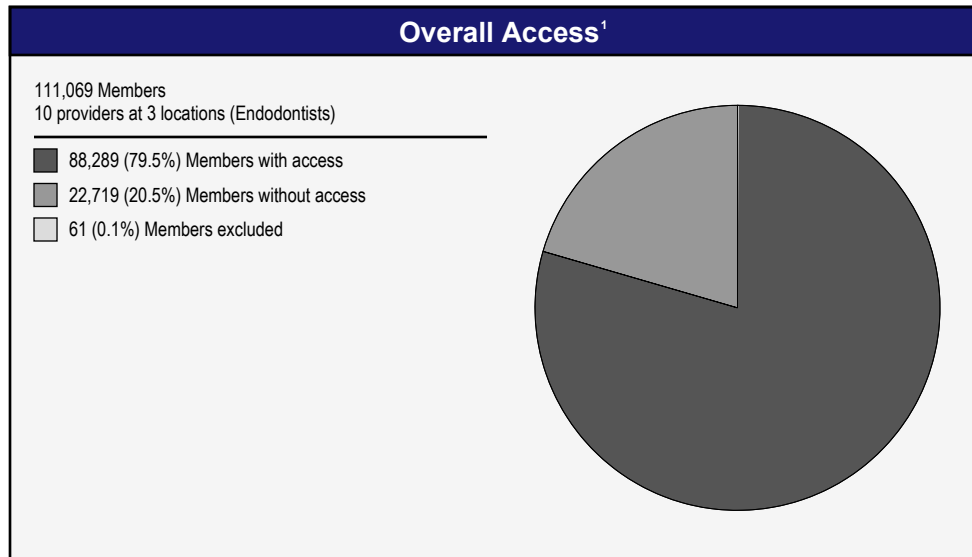
Access Analysis
Endodontists 90

Member / Provider Groups
DWP Members
Endodontists

Comparison Graph
Percent of members with access to a choice of providers over miles

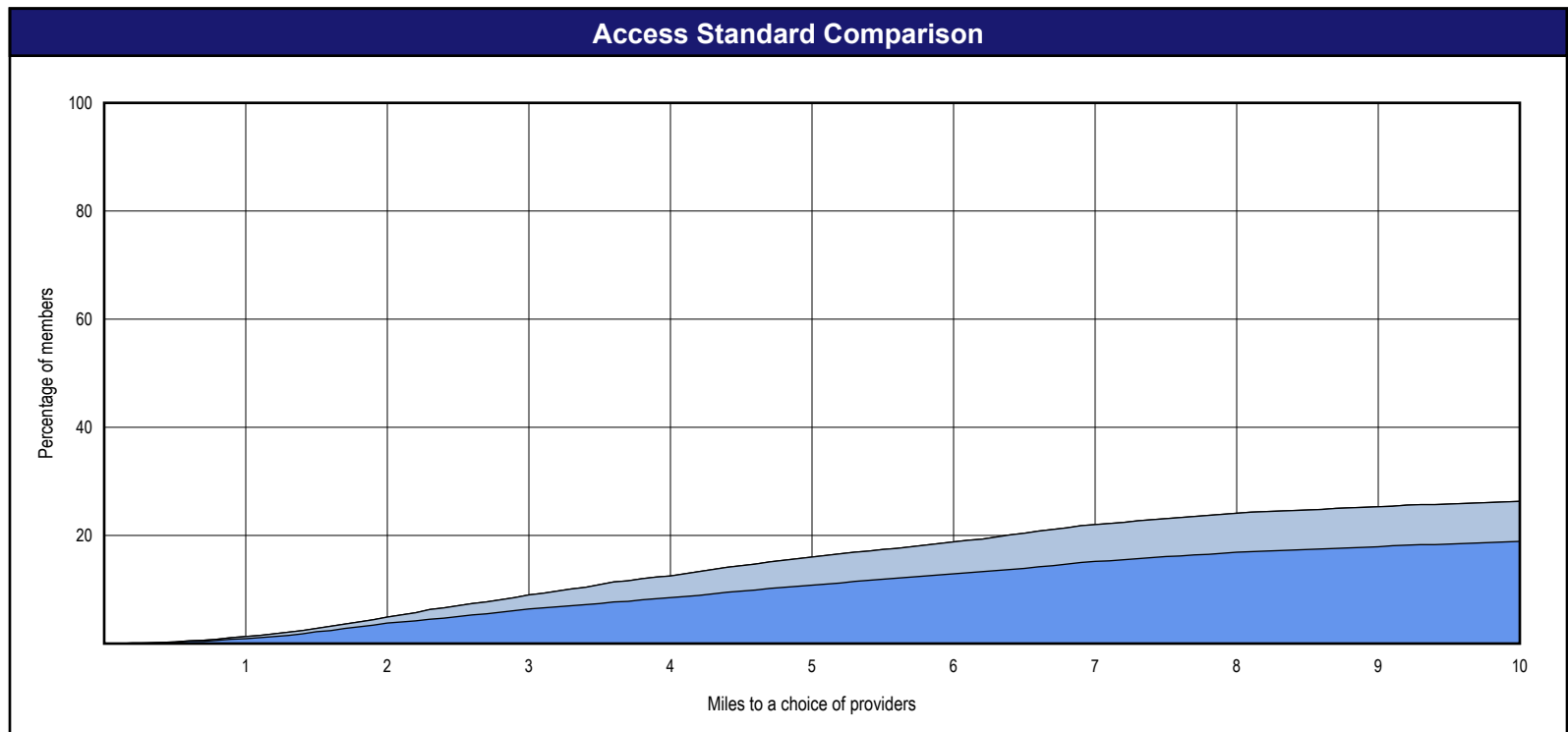
- 1st closest
- 2nd closest
- 3rd closest

¹ The Access Standard is defined as (DWP Members) members accessing:
1 (Endodontists) provider in 90 miles or 90 minutes



Distances/Times

	Average
Distance/Time to 1st closest provider	59.0 miles 83.8 mins
Distance/Time to 2nd closest provider	59.0 miles 83.8 mins
Distance/Time to 3rd closest provider	63.2 miles 93.3 mins



Access Overview - Prosthodontists (90 miles/90 minutes)

November 1, 2019


Access Analysis
Prosthodontists 90

Member / Provider Groups
DWP Members
Prosthodontists

Comparison Graph
Percent of members with access to a choice of providers over miles

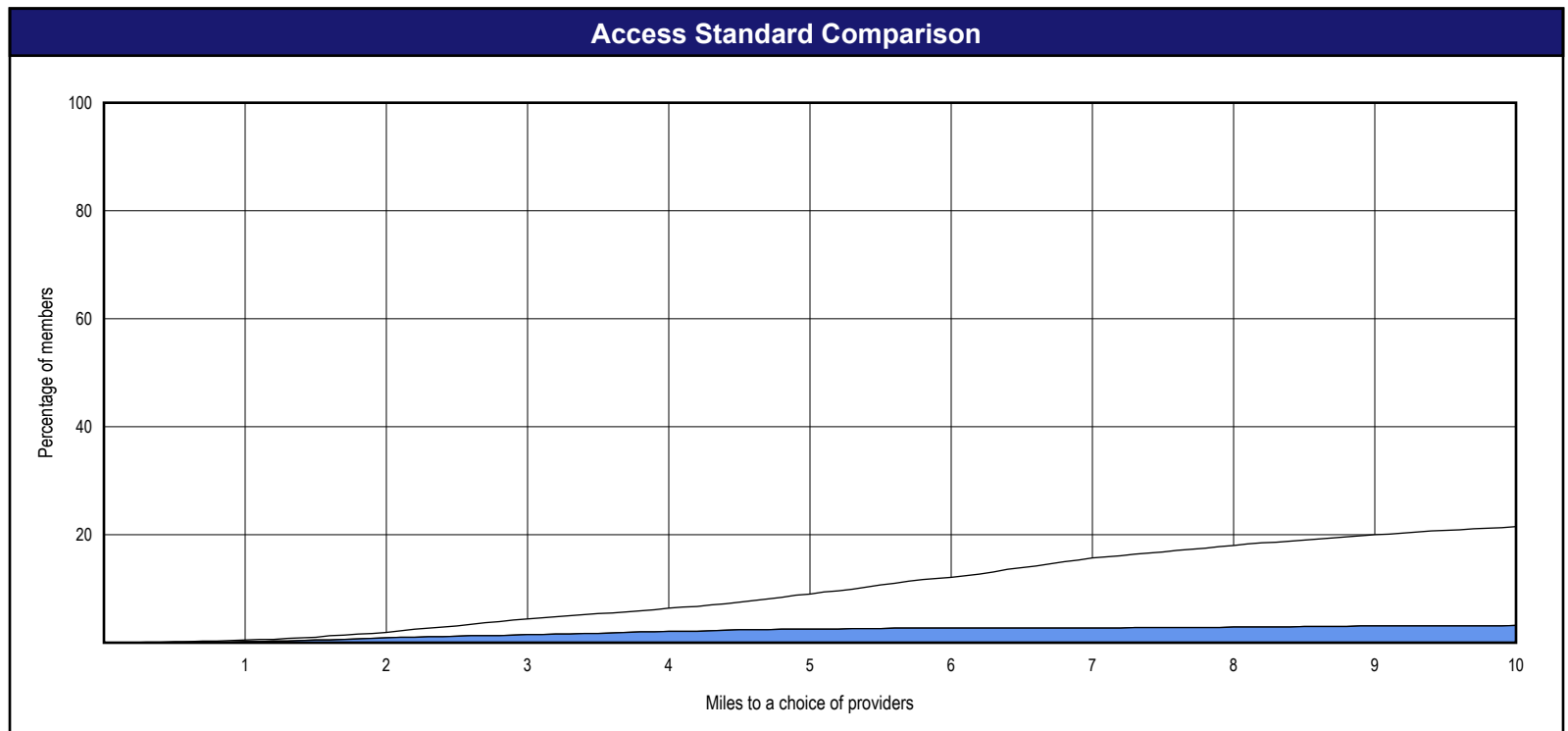
- 1st closest
- 2nd closest
- 3rd closest

¹ The Access Standard is defined as (DWP Members) members accessing:
1 (Prosthodontists) provider in 90 miles or 90 minutes



Distances/Times

	Average
Distance/Time to 1st closest provider	52.7 miles 72.9 mins
Distance/Time to 2nd closest provider	91.7 miles 134.2 mins
Distance/Time to 3rd closest provider	111.0 miles 167.9 mins



Access Overview - Periodontists (90 miles/90 minutes)

November 1, 2019

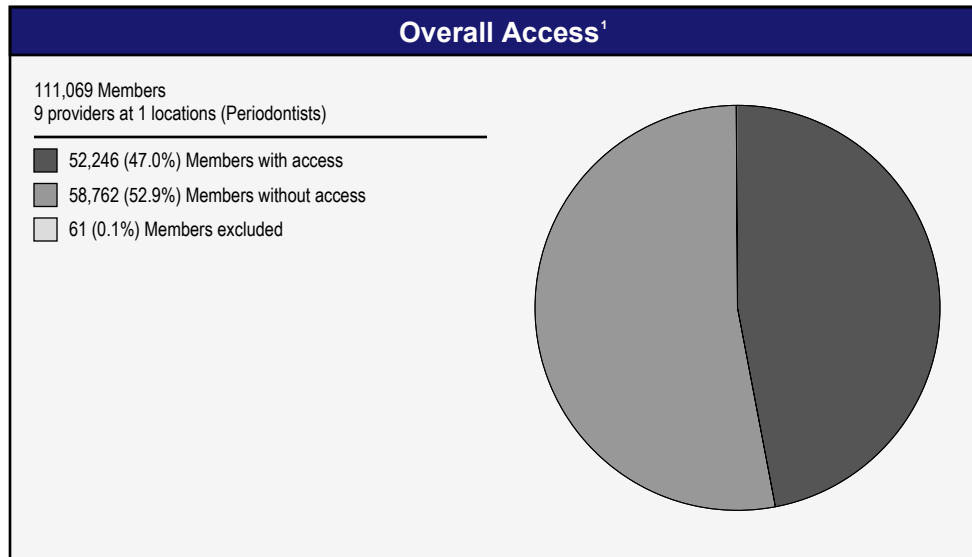
Access Analysis
Periodontists 90

Member / Provider Groups
DWP Members
Periodontists

Comparison Graph
Percent of members with access to a choice of providers over miles

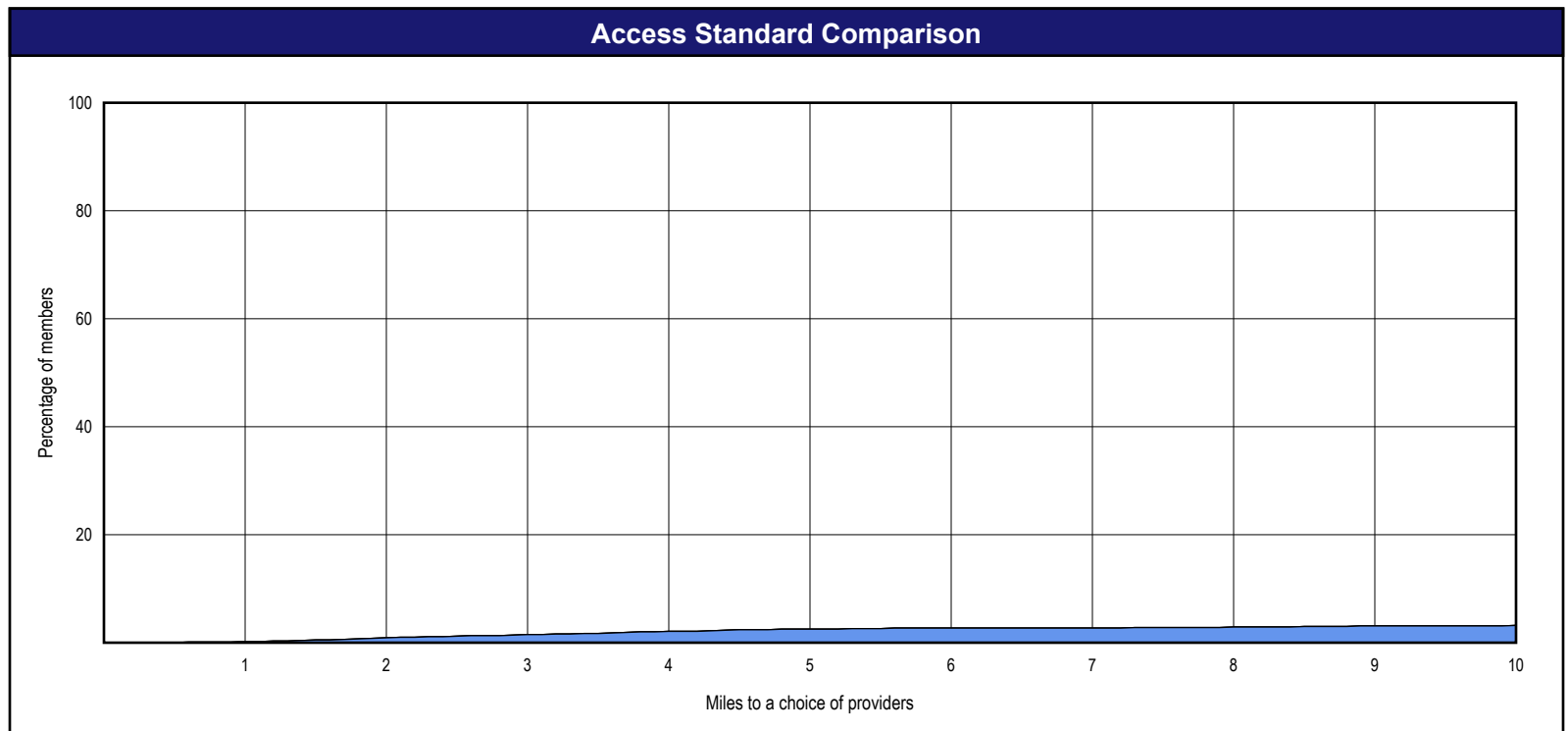
- 1st closest
- 2nd closest
- 3rd closest

¹ The Access Standard is defined as (DWP Members) members accessing:
1 (Periodontists) provider in 90 miles or 90 minutes



Distances/Times

	Average
Distance/Time to 1st closest provider	111.0 miles 167.9 mins
Distance/Time to 2nd closest provider	111.0 miles 167.9 mins
Distance/Time to 3rd closest provider	111.0 miles 167.9 mins



All Dentists Access Map

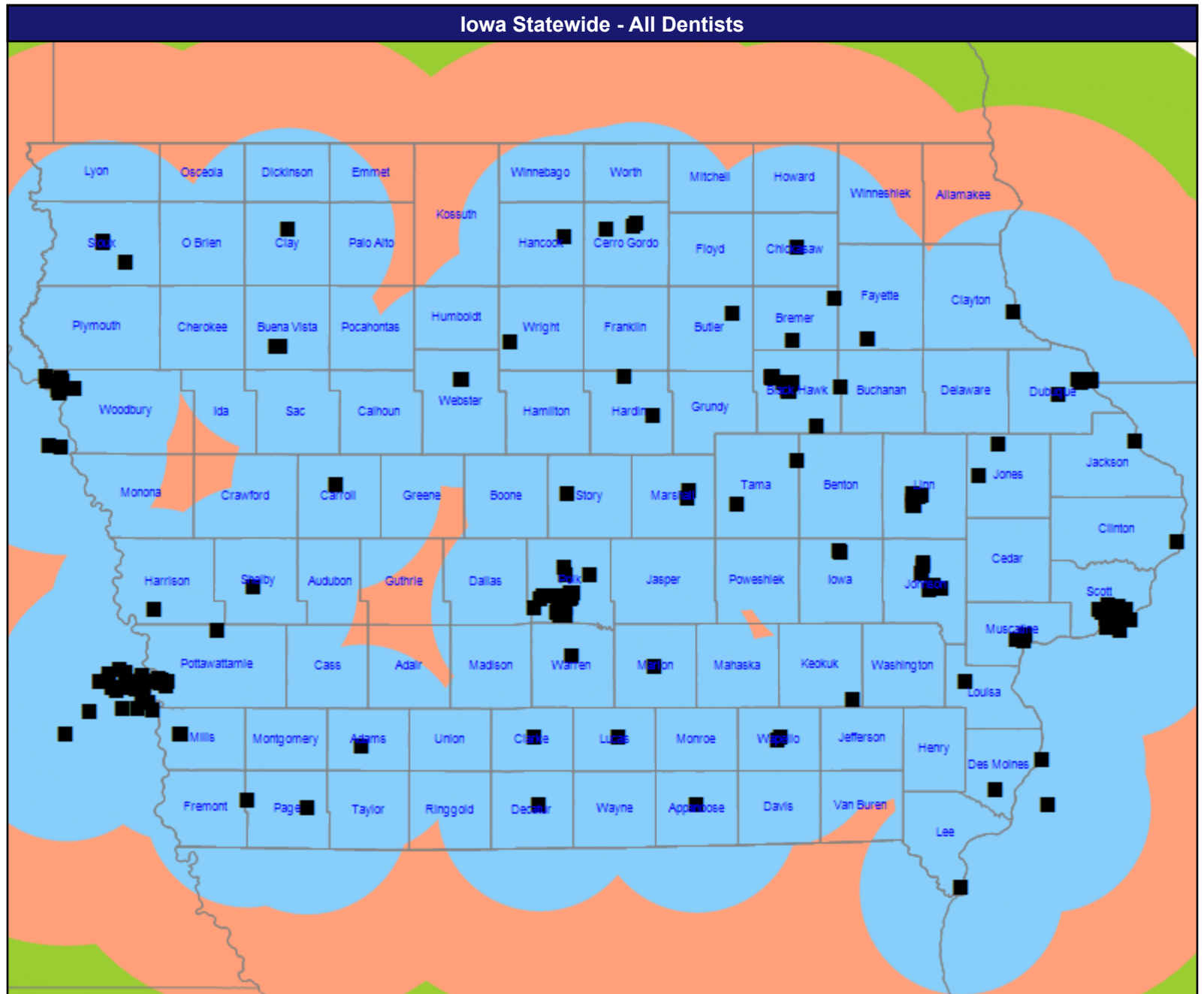
November 1, 2019

All Dentists

Total Providers: 838

- All providers
- 30 mile radius
- 60 mile radius
- 90 mile radius

41.42 miles



General Dentists Access Map

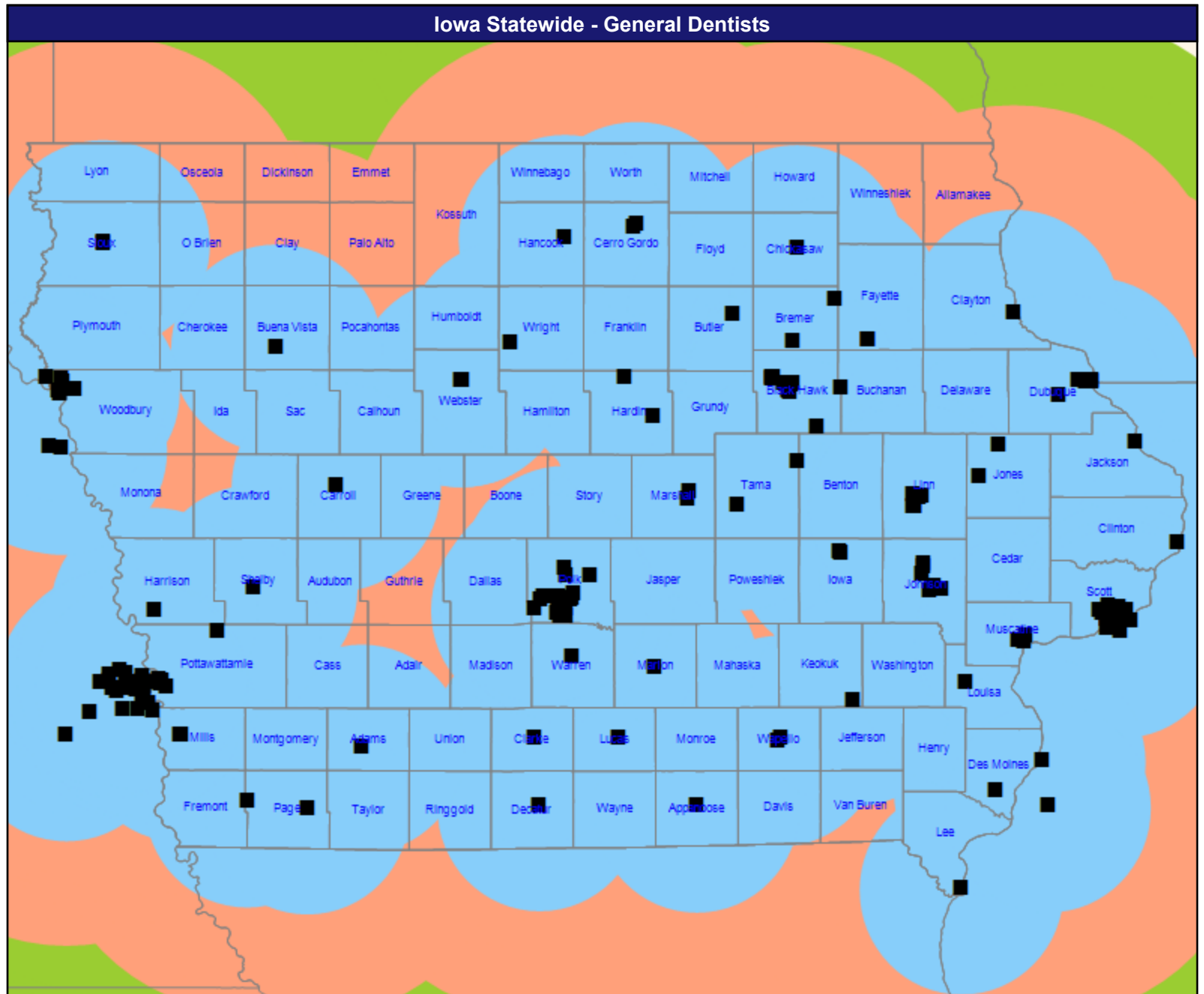
November 1, 2019

General Dentists

Total Providers: 650

- All providers
- 30 mile radius
- 60 mile radius
- 90 mile radius

41.42 miles



Pediatric Dentists Access Map

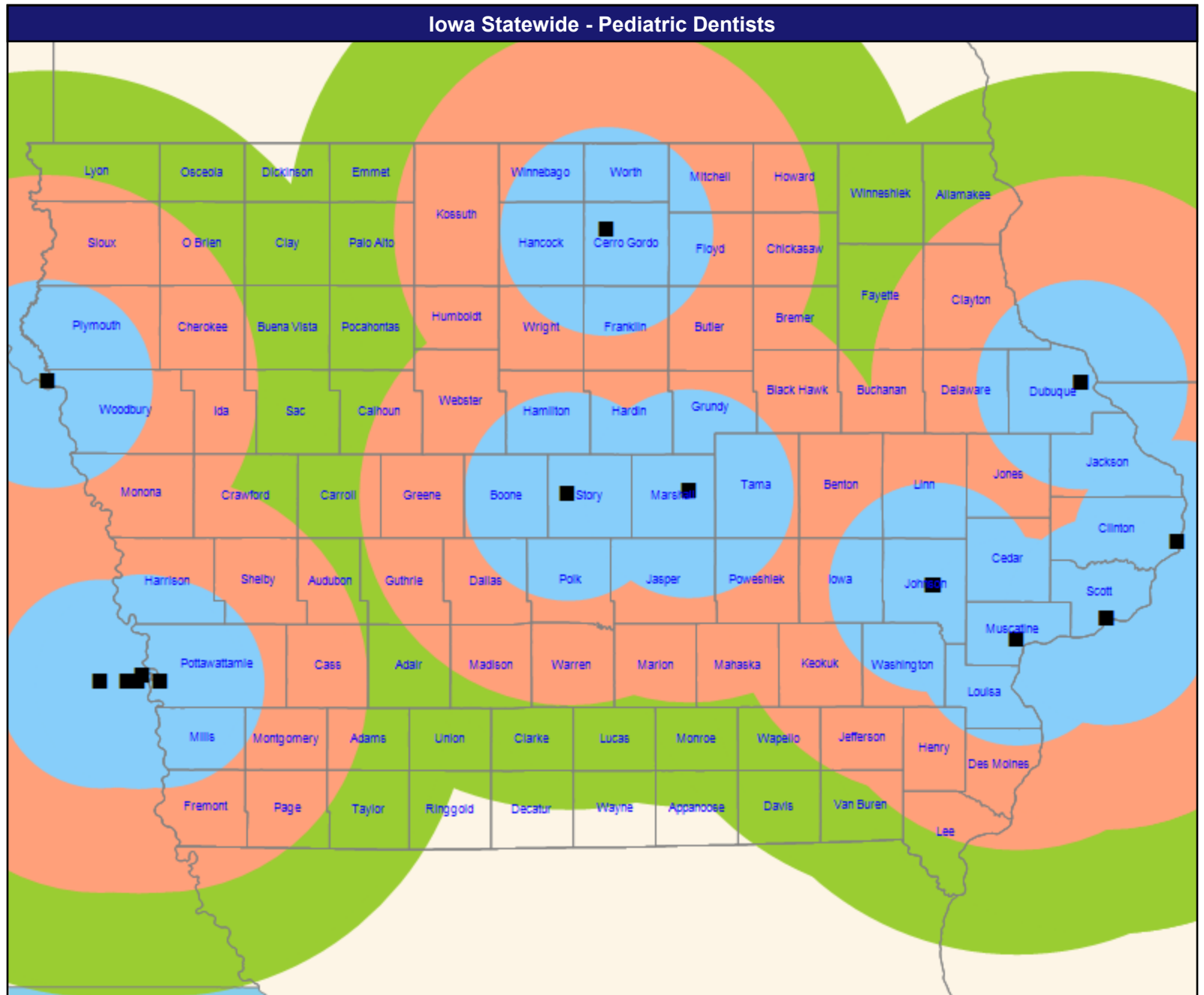
November 1, 2019

Pediatric Dentists

Total Providers: 42

- All providers
- 30 mile radius
- 60 mile radius
- 90 mile radius

41.42 miles



Orthodontists Access Map

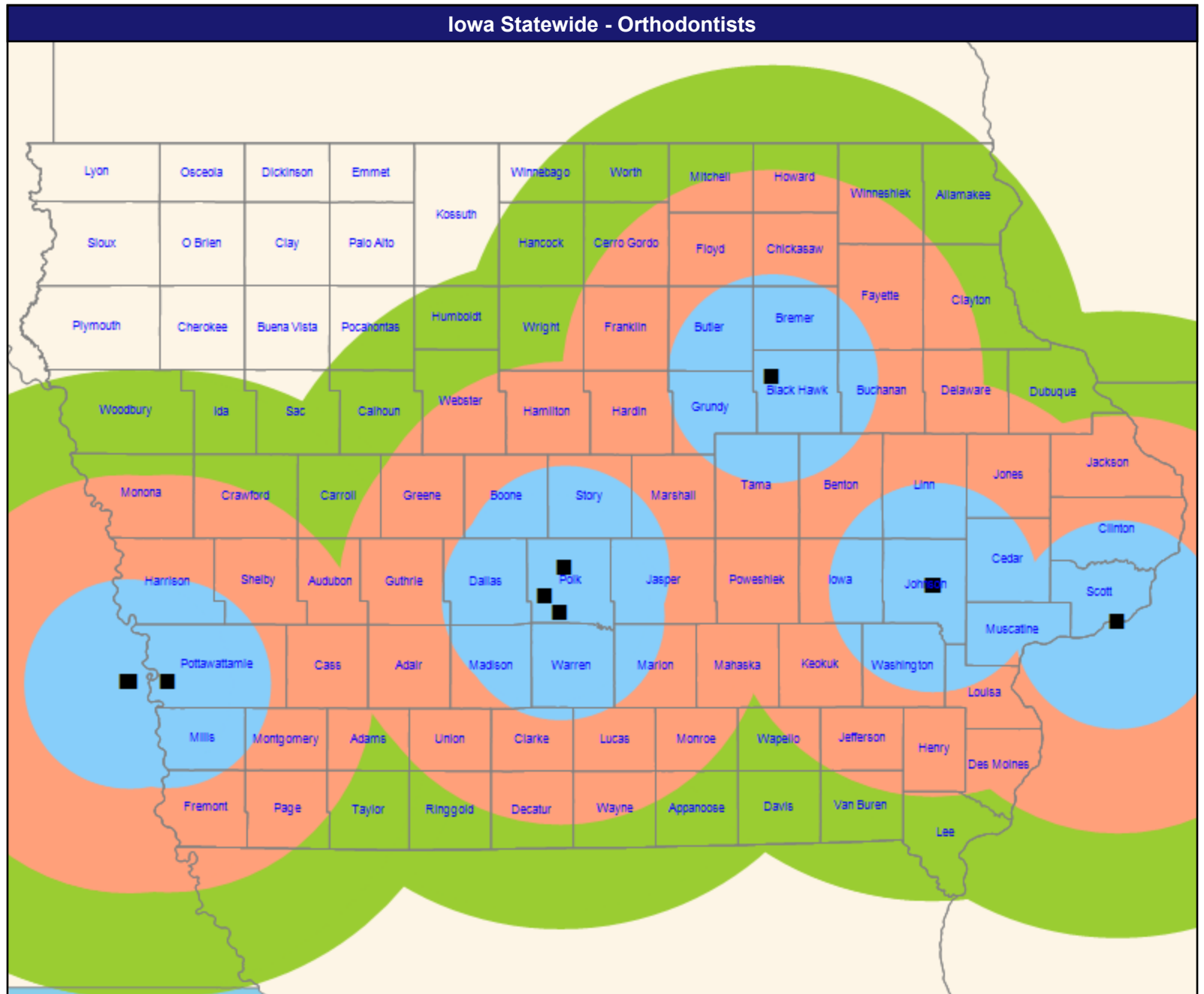
November 1, 2019

Orthodontists

Total Providers: 16

- All providers
- 30 mile radius
- 60 mile radius
- 90 mile radius

41.42 miles



Oral Surgeons Access Map

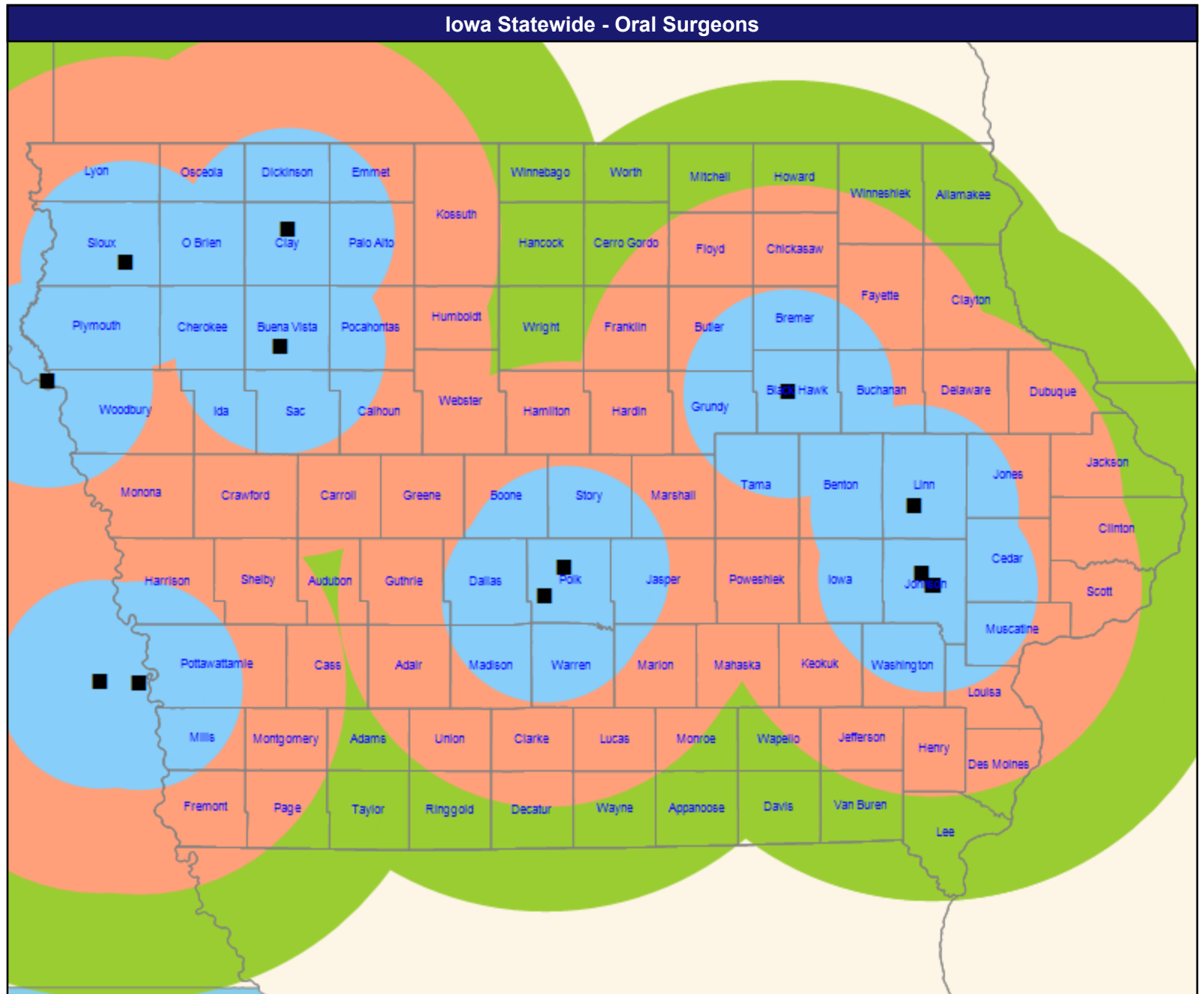
November 1, 2019

Oral Surgeons

Total Providers: 68

- All providers
- 30 mile radius
- 60 mile radius
- 90 mile radius

41.42 miles



Endodontists Access Map

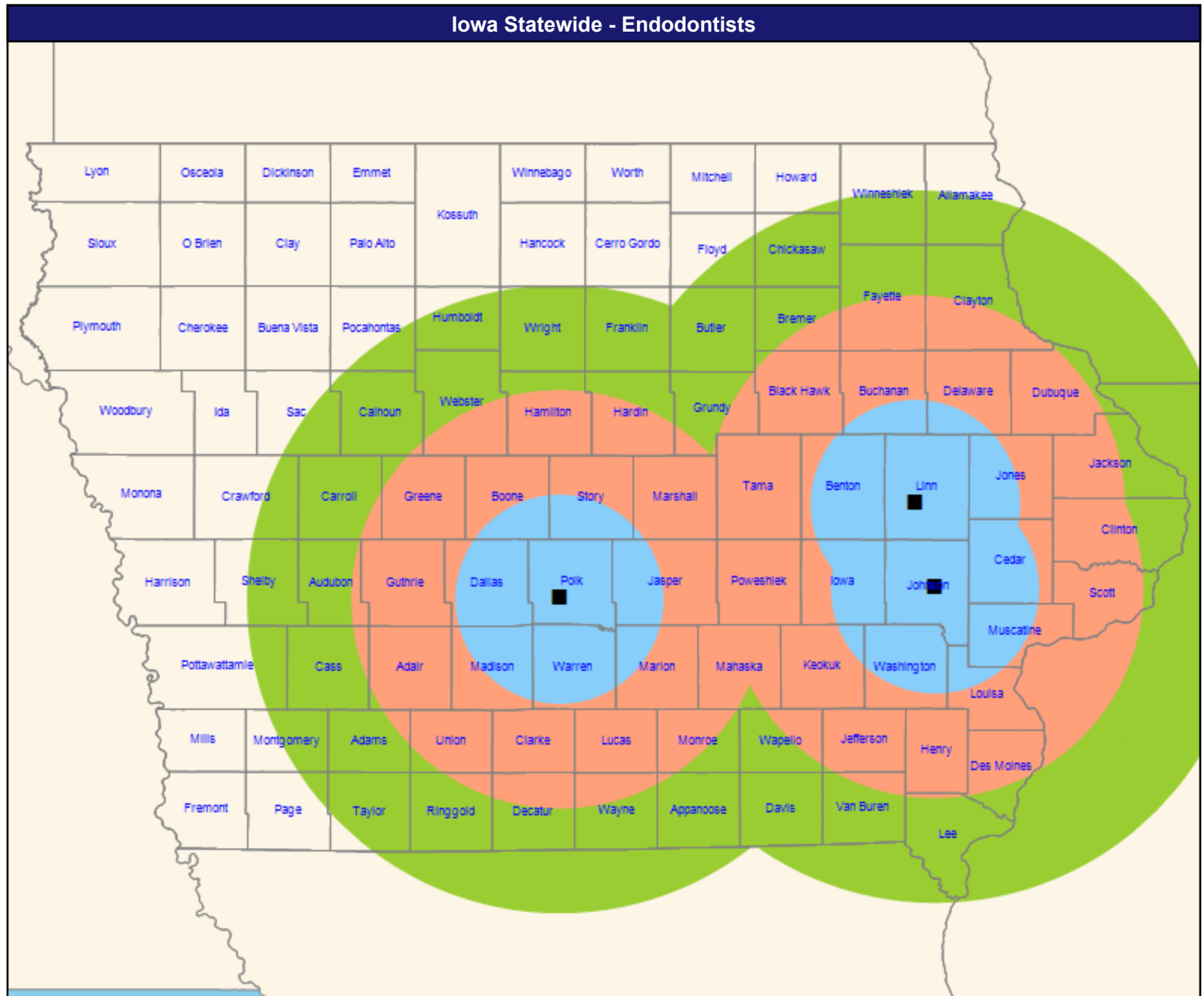
November 1, 2019

Endodontists

Total Providers: 10

- All providers
- 30 mile radius
- 60 mile radius
- 90 mile radius

41.42 miles



Prosthodontists Access Map

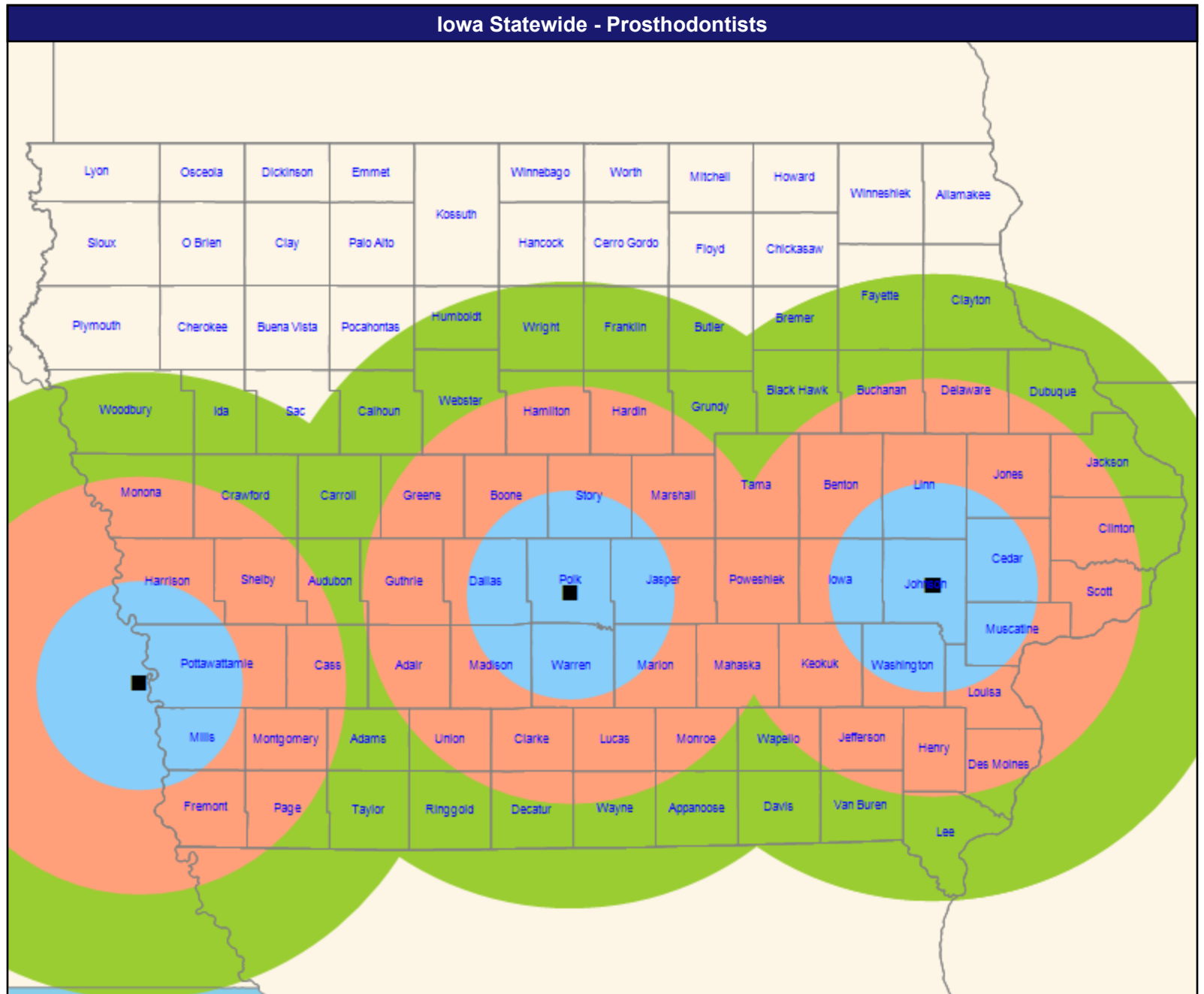
November 1, 2019

Prosthodontists

Total Providers: 17

- All providers
- 30 mile radius
- 60 mile radius
- 90 mile radius

41.42 miles



Periodontists Access Map

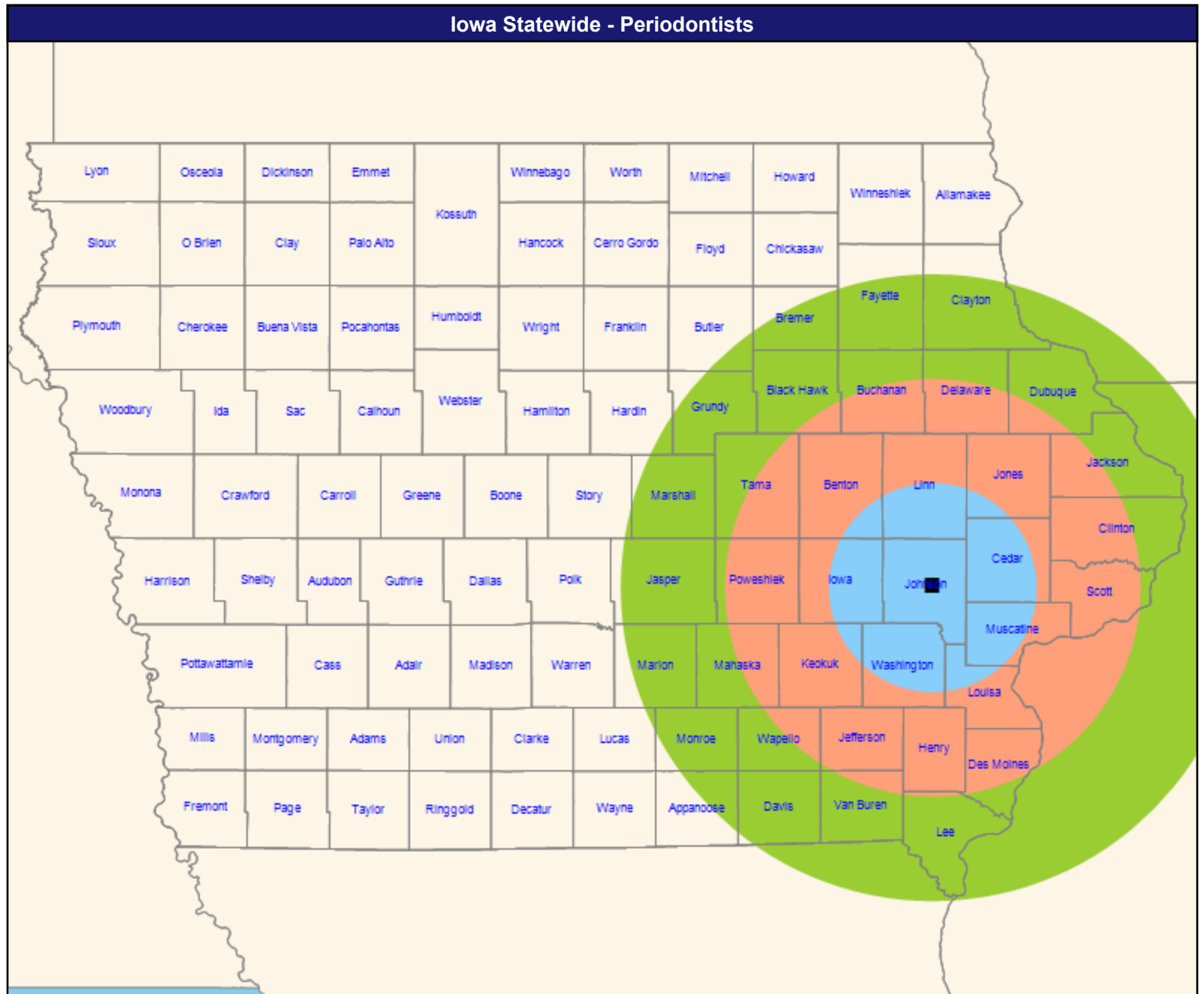
November 1, 2019

Periodontists

Total Providers: 9

- All providers
- 30 mile radius
- 60 mile radius
- 90 mile radius

41.42 miles



Access Summary By County

November 1, 2019

Access Analysis
All Dentists by Provider Type

Member Group
DWP Members

Provider Group
General Dentists
Pediatric Dentists
Orthodontists
Oral Surgeons
Endodontists
Prosthodontists
Periodontists

¹ Provider counts represent:
#: Provider access points
P: Unique providers
L: Unique provider locations

** These records have been excluded from the analysis because of invalid zip codes.

All Members													
Member		Provider		With Access		Without Access		Counts ¹			Average Distance		
Group	#	Group	Standard	#	%	#	%	#	P	L	1	2	3
DWP Members	111,008	General Dentists	1 in 30 miles or 30...	104,994	94.6	6,014	5.4	650	650	167	10.6	12.6	14.0
		General Dentists	1 in 60 miles or 60...	110,322	99.4	686	0.6	650	650	167	10.6	12.6	14.0
Provider Group		General Dentists	1 in 90 miles or 90...	110,393	99.4	615	0.6	650	650	167	10.6	12.6	14.0
		Pediatric Dentists	1 in 30 miles or 30...	52,894	47.6	58,114	52.4	42	42	17	35.8	48.8	70.5
		Pediatric Dentists	1 in 60 miles or 60...	94,909	85.5	16,099	14.5	42	42	17	35.8	48.8	70.5
		Pediatric Dentists	1 in 90 miles or 90...	108,707	97.9	2,301	2.1	42	42	17	35.8	48.8	70.5
		Orthodontists	1 in 30 miles or 30...	58,366	52.6	52,642	47.4	16	16	10	40.0	52.8	54.9
		Orthodontists	1 in 60 miles or 60...	80,766	72.8	30,242	27.2	16	16	10	40.0	52.8	54.9
		Orthodontists	1 in 90 miles or 90...	102,912	92.7	8,096	7.3	16	16	10	40.0	52.8	54.9
		Oral Surgeons	1 in 30 miles or 30...	59,338	53.5	51,670	46.5	68	68	13	34.3	42.3	63.5
		Oral Surgeons	1 in 60 miles or 60...	90,890	81.9	20,118	18.1	68	68	13	34.3	42.3	63.5
		Oral Surgeons	1 in 90 miles or 90...	110,188	99.3	820	0.7	68	68	13	34.3	42.3	63.5
		Endodontists	1 in 30 miles or 30...	37,534	33.8	73,474	66.2	10	10	3	59.0	59.0	63.2
		Endodontists	1 in 60 miles or 60...	64,617	58.2	46,391	41.8	10	10	3	59.0	59.0	63.2
		Endodontists	1 in 90 miles or 90...	88,289	79.5	22,719	20.5	10	10	3	59.0	59.0	63.2
		Prosthodontists	1 in 30 miles or 30...	42,045	37.9	68,963	62.1	17	17	4	52.7	91.7	111.0
		Prosthodontists	1 in 60 miles or 60...	67,445	60.8	43,563	39.2	17	17	4	52.7	91.7	111.0
		Prosthodontists	1 in 90 miles or 90...	96,601	87.0	14,407	13.0	17	17	4	52.7	91.7	111.0
Periodontists	1 in 30 miles or 30...	13,383	12.1	97,625	87.9	9	9	1	111.0	111.0	111.0		
Periodontists	1 in 60 miles or 60...	28,171	25.4	82,837	74.6	9	9	1	111.0	111.0	111.0		
Periodontists	1 in 90 miles or 90...	52,246	47.1	58,762	52.9	9	9	1	111.0	111.0	111.0		

Key Geographic Areas										
County	Member	Provider		With Access		Without Access		Average Distance		
	#	Group	Standard	#	%	#	%	1	2	3
Polk, IA	18,704	Endodontists	1 in 30 miles or 30 mins	18,704	100.0	0	0.0	5.4	5.4	5.4
		Endodontists	1 in 60 miles or 60 mins	18,704	100.0	0	0.0	5.4	5.4	5.4
		Endodontists	1 in 90 miles or 90 mins	18,704	100.0	0	0.0	5.4	5.4	5.4
		General Dentists	1 in 30 miles or 30 mins	18,704	100.0	0	0.0	1.7	1.9	2.1
		General Dentists	1 in 60 miles or 60 mins	18,704	100.0	0	0.0	1.7	1.9	2.1
		General Dentists	1 in 90 miles or 90 mins	18,704	100.0	0	0.0	1.7	1.9	2.1
		Oral Surgeons	1 in 30 miles or 30 mins	18,704	100.0	0	0.0	6.5	12.0	97.5
		Oral Surgeons	1 in 60 miles or 60 mins	18,704	100.0	0	0.0	6.5	12.0	97.5
		Oral Surgeons	1 in 90 miles or 90 mins	18,704	100.0	0	0.0	6.5	12.0	97.5
		Orthodontists	1 in 30 miles or 30 mins	18,704	100.0	0	0.0	4.5	8.9	12.3
		Orthodontists	1 in 60 miles or 60 mins	18,704	100.0	0	0.0	4.5	8.9	12.3
		Orthodontists	1 in 90 miles or 90 mins	18,704	100.0	0	0.0	4.5	8.9	12.3
		Pediatric Dentists	1 in 60 miles or 60 mins	18,704	100.0	0	0.0	31.1	57.7	107.2
		Pediatric Dentists	1 in 90 miles or 90 mins	18,704	100.0	0	0.0	31.1	57.7	107.2