



# ***Network Access Analysis***

***Dental Wellness Plan***  
***MCNA Dental***

---

*April 15, 2019*

# Contents

## Report Contents

Access Overview - All Dentists (30 miles/30 minutes)	4
Access Overview - General Dentists (30 miles/30 minutes)	5
Access Overview - Pediatric Dentists (30 miles/30 minutes)	6
Access Overview - Orthodontists (30 miles/30 minutes)	7
Access Overview - Oral Surgeons (30 miles/30 minutes)	8
Access Overview - Endodontists (30 miles/30 minutes)	9
Access Overview - Prosthodontists (30 miles/30 minutes)	10
Access Overview - Periodontists (30 miles/30 minutes)	11
Access Overview - All Dentists (60 miles/60 minutes)	12
Access Overview - General Dentists (60 miles/60 minutes)	13
Access Overview - Pediatric Dentists (60 miles/60 minutes)	14
Access Overview - Orthodontists (60 miles/60 minutes)	15
Access Overview - Oral Surgeons (60 miles/60 minutes)	16
Access Overview - Endodontists (60 miles/60 minutes)	17
Access Overview - Prosthodontists (60 miles/60 minutes)	18
Access Overview - Periodontists (60 miles/60 minutes)	19
Access Overview - All Dentists (90 miles/90 minutes)	20
Access Overview - General Dentists (90 miles/90 minutes)	21
Access Overview - Pediatric Dentists (90 miles/90 minutes)	22
Access Overview - Orthodontists (90 miles/90 minutes)	23
Access Overview - Oral Surgeons (90 miles/90 minutes)	24
Access Overview - Endodontists (90 miles/90 minutes)	25
Access Overview - Prosthodontists (90 miles/90 minutes)	26
Access Overview - Periodontists (90 miles/90 minutes)	27

# Contents

---

## Report Contents

All Dentists Access Map . . . . .	28
General Dentists Access Map . . . . .	29
Pediatric Dentists Access Map . . . . .	30
Orthodontists Access Map . . . . .	31
Oral Surgeons Access Map . . . . .	32
Endodontists Access Map . . . . .	33
Prosthodontists Access Map . . . . .	34
Periodontists Access Map . . . . .	35
Access Summary By County . . . . .	36
Access Detail By County . . . . .	37

# Access Overview - All Dentists (30 miles/30 minutes)

April 15, 2019

Access Analysis

All Dentists 30

Member / Provider Groups

DWP Members


All Dentists

Comparison Graph

Percent of members with access to a choice of providers over miles

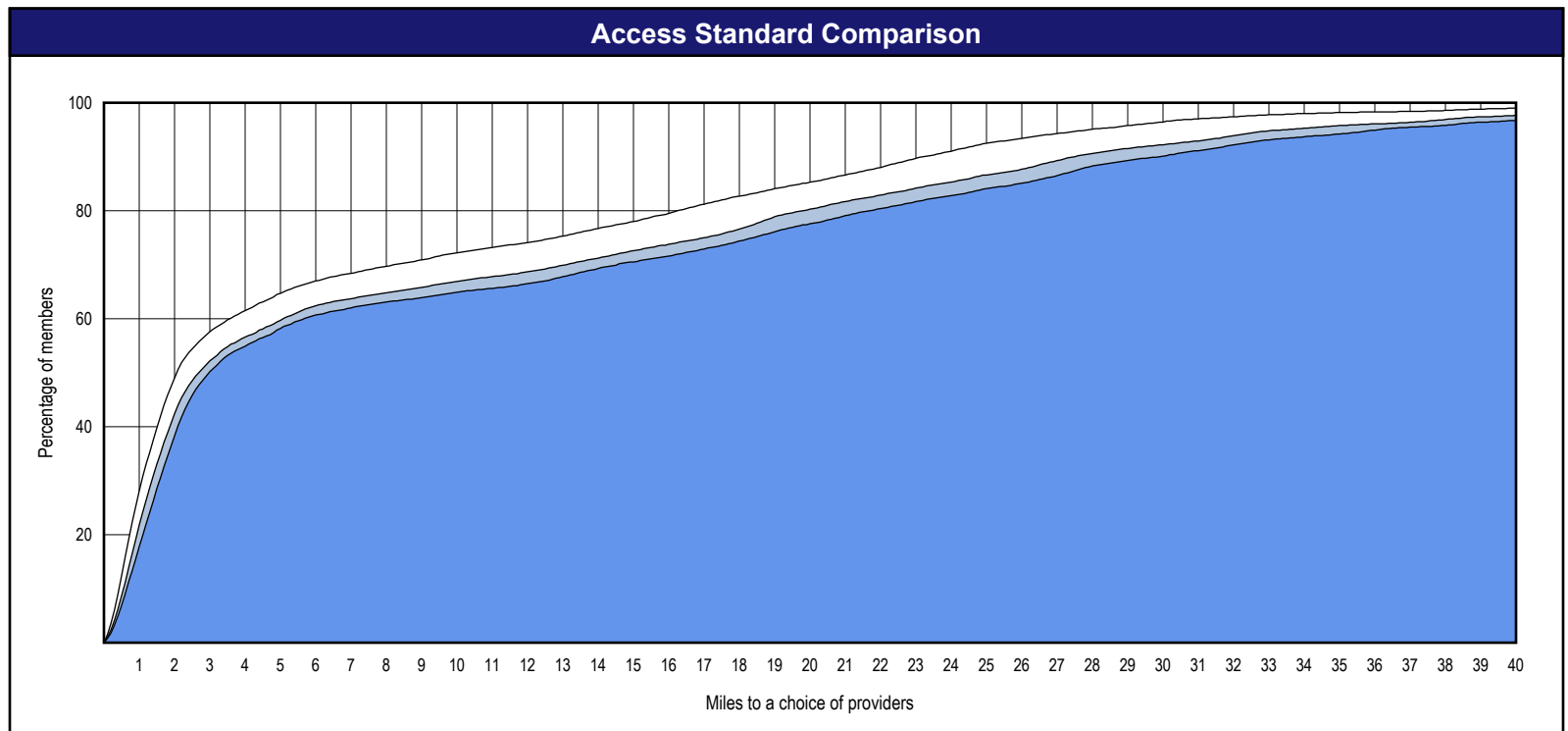
- 1st closest
- 2nd closest
- 3rd closest

<sup>1</sup> The Access Standard is defined as (DWP Members) members accessing:  
 1 (All Dentists) provider in 30 miles or 30 minutes



### Distances/Times

	Average
Distance/Time to 1st closest provider	9.6 miles 10.9 mins
Distance/Time to 2nd closest provider	11.5 miles 13.1 mins
Distance/Time to 3rd closest provider	12.4 miles 14.2 mins



# Access Overview - General Dentists (30 miles/30 minutes)

April 15, 2019


Access Analysis  
General Dentists 30

Member / Provider Groups  
DWP Members  
General Dentists

Comparison Graph  
Percent of members with access to a choice of providers over miles

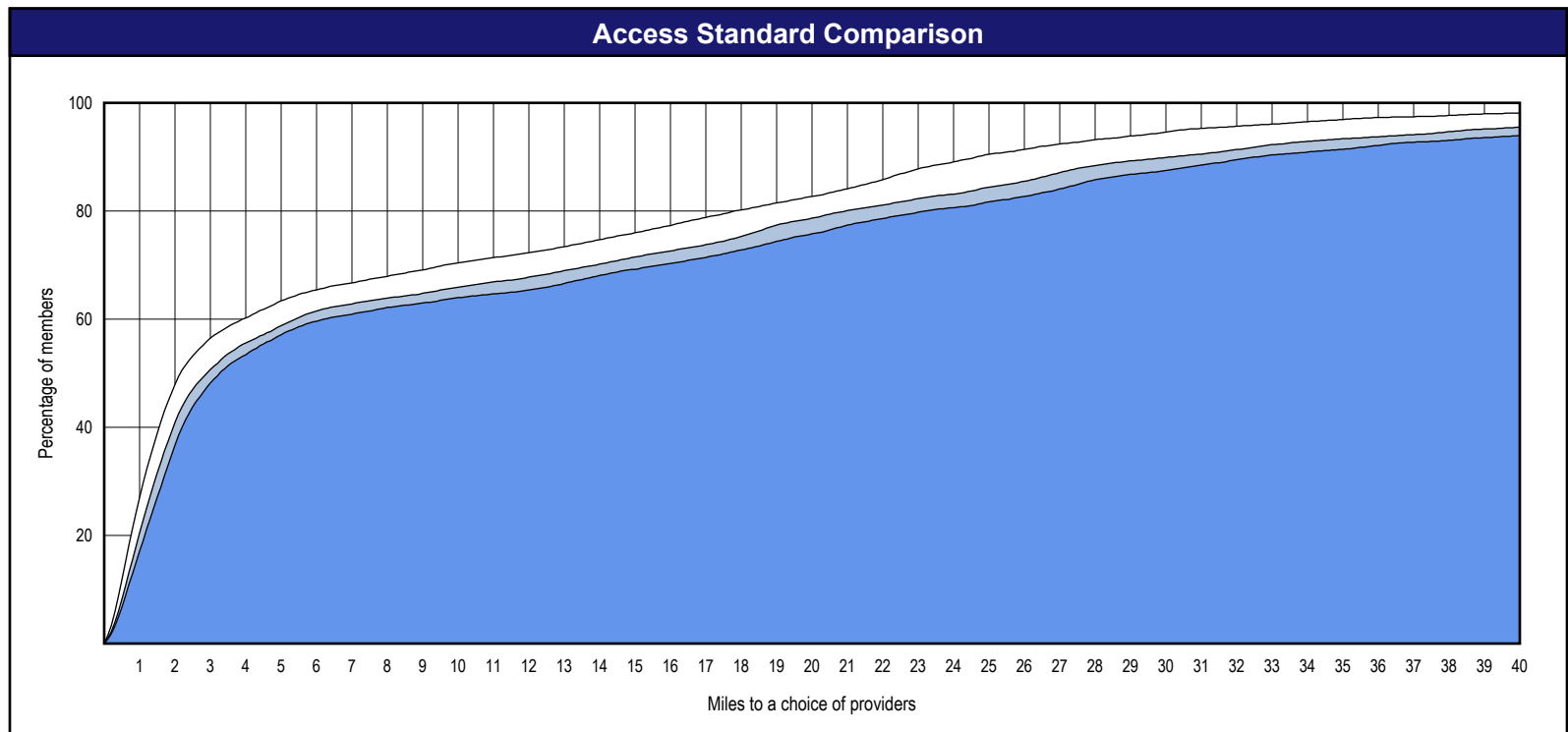
- 1st closest
- 2nd closest
- 3rd closest

<sup>1</sup> The Access Standard is defined as (DWP Members) members accessing:  
1 (General Dentists) provider in 30 miles or 30 minutes



### Distances/Times

	Average
Distance/Time to 1st closest provider	10.4 miles 11.9 mins
Distance/Time to 2nd closest provider	12.5 miles 14.2 mins
Distance/Time to 3rd closest provider	13.6 miles 15.5 mins



# Access Overview - Pediatric Dentists (30 miles/30 minutes)

April 15, 2019

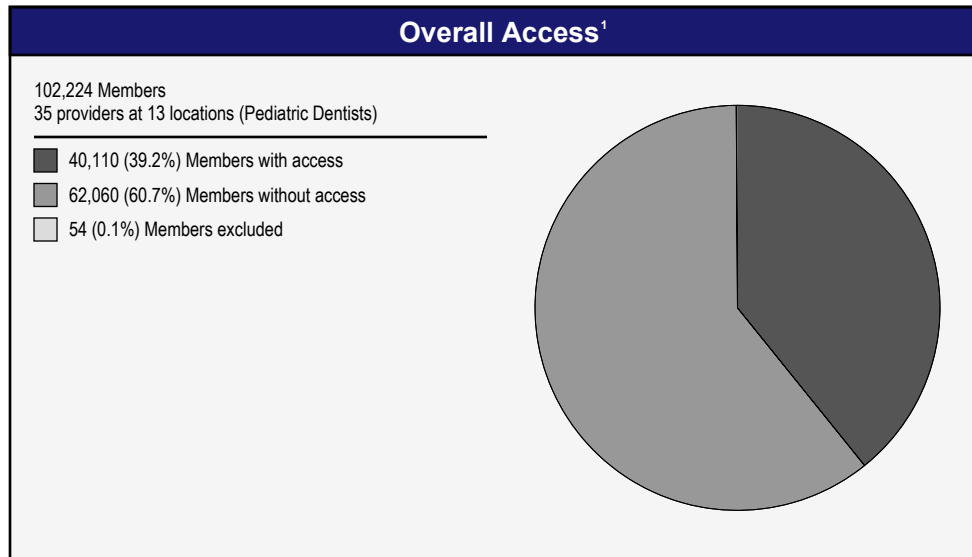
Access Analysis  
Pediatric Dentists 30

Member / Provider Groups  
DWP Members  
Pediatric Dentists

Comparison Graph  
Percent of members with access to a choice of providers over miles

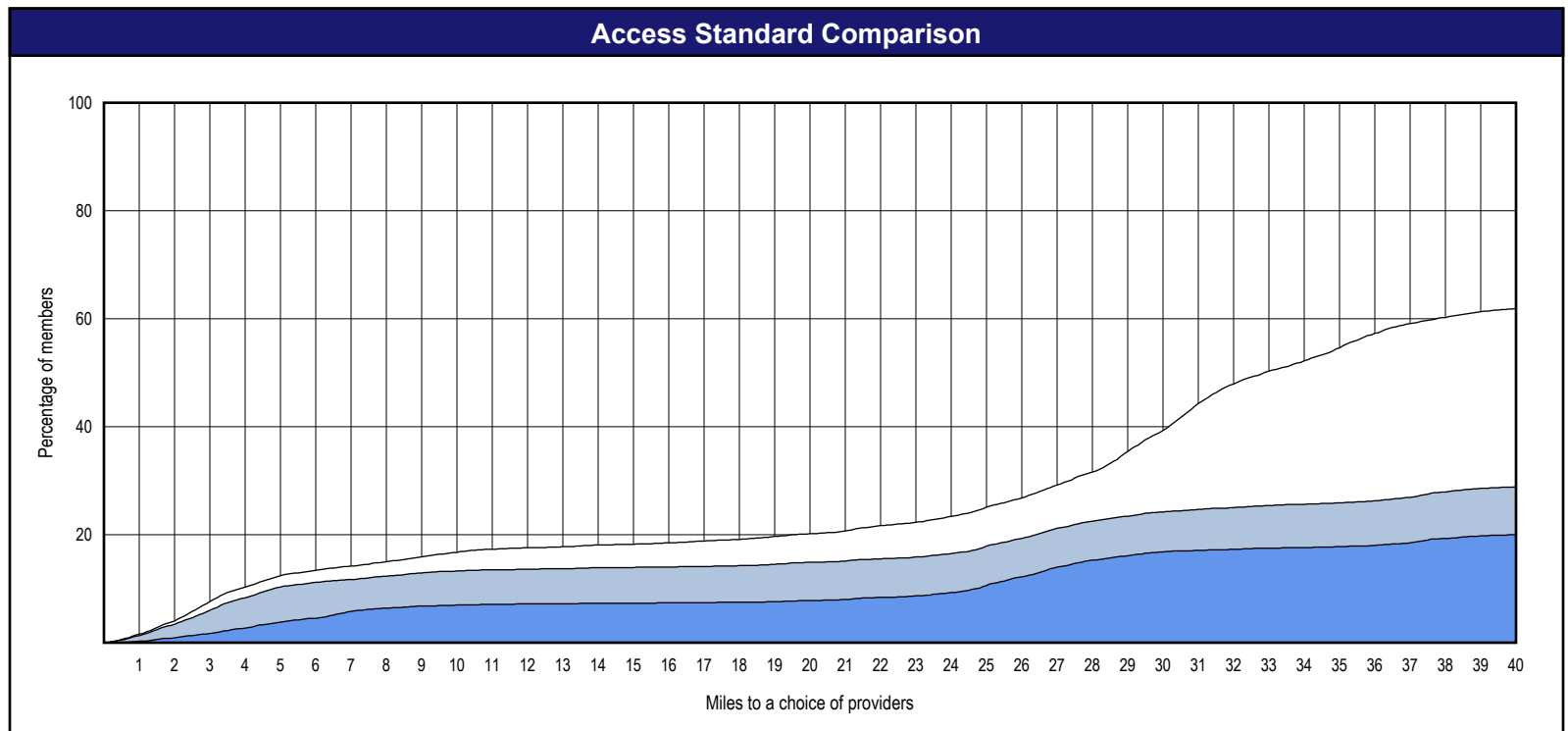
- 1st closest
- 2nd closest
- 3rd closest

<sup>1</sup> The Access Standard is defined as (DWP Members) members accessing:  
1 (Pediatric Dentists) provider in 30 miles or 30 minutes



### Distances/Times

	Average
Distance/Time to 1st closest provider	40.6 miles 47.6 mins
Distance/Time to 2nd closest provider	64.8 miles 81.0 mins
Distance/Time to 3rd closest provider	77.5 miles 103.5 mins



# Access Overview - Orthodontists (30 miles/30 minutes)

April 15, 2019

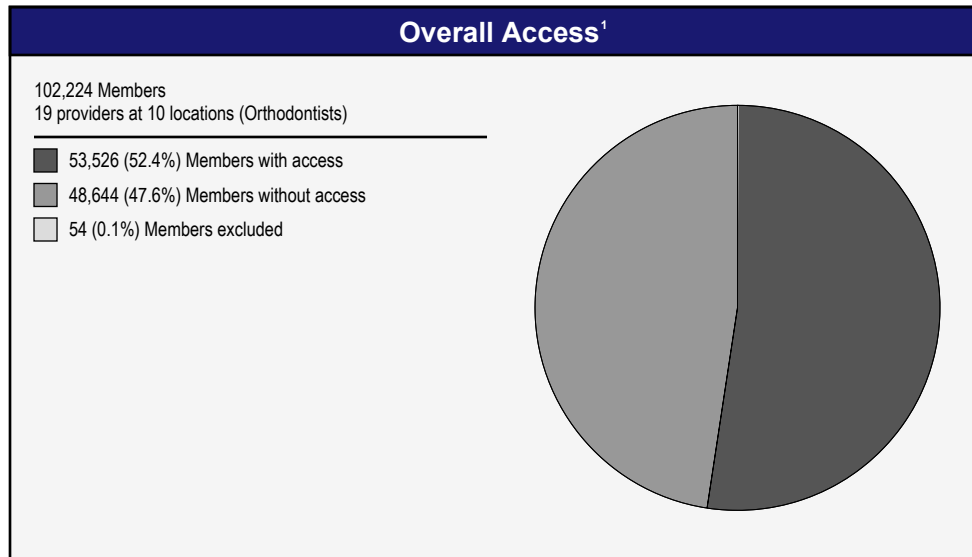
Access Analysis  
Orthodontists 30

Member / Provider Groups  
DWP Members  
Orthodontists

Comparison Graph  
Percent of members with access to a choice of providers over miles

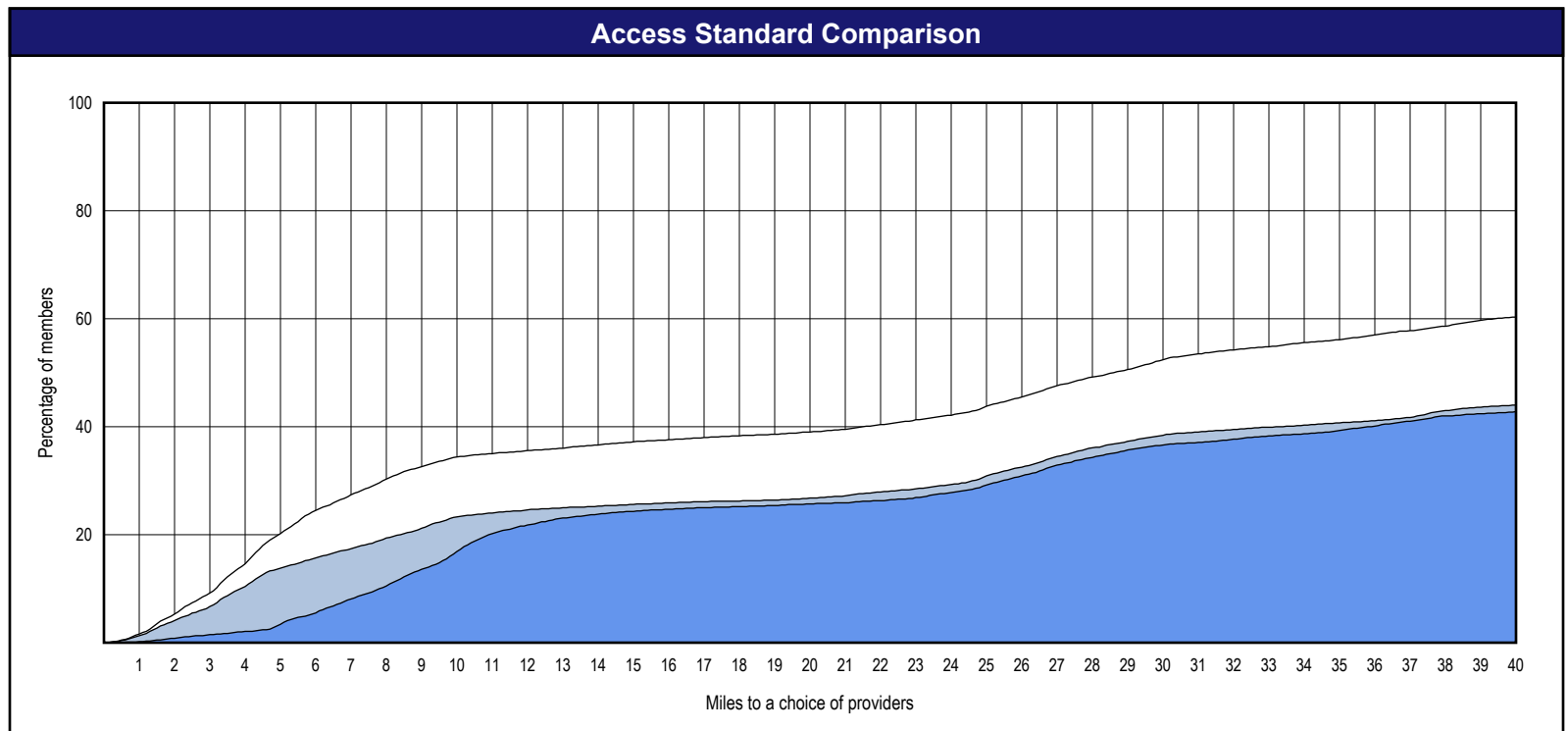
- 1st closest
- 2nd closest
- 3rd closest

<sup>1</sup> The Access Standard is defined as (DWP Members) members accessing:  
1 (Orthodontists) provider in 30 miles or 30 minutes



### Distances/Times

	Average
Distance/Time to 1st closest provider	39.6 miles 48.8 mins
Distance/Time to 2nd closest provider	50.9 miles 67.8 mins
Distance/Time to 3rd closest provider	52.5 miles 70.5 mins



# Access Overview - Oral Surgeons (30 miles/30 minutes)

April 15, 2019

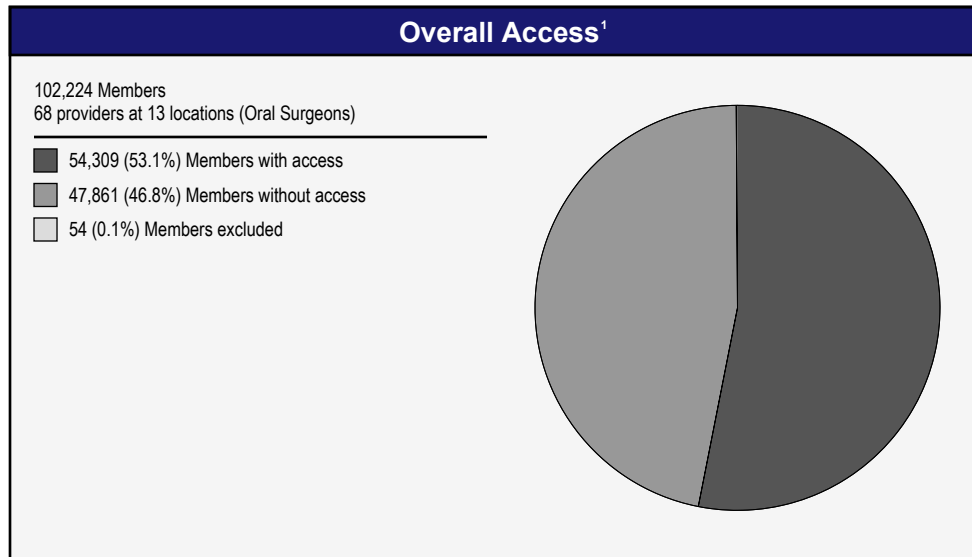
Access Analysis  
Oral Surgeons 30

Member / Provider Groups  
DWP Members  
Oral Surgeons

Comparison Graph  
Percent of members with access to a choice of providers over miles

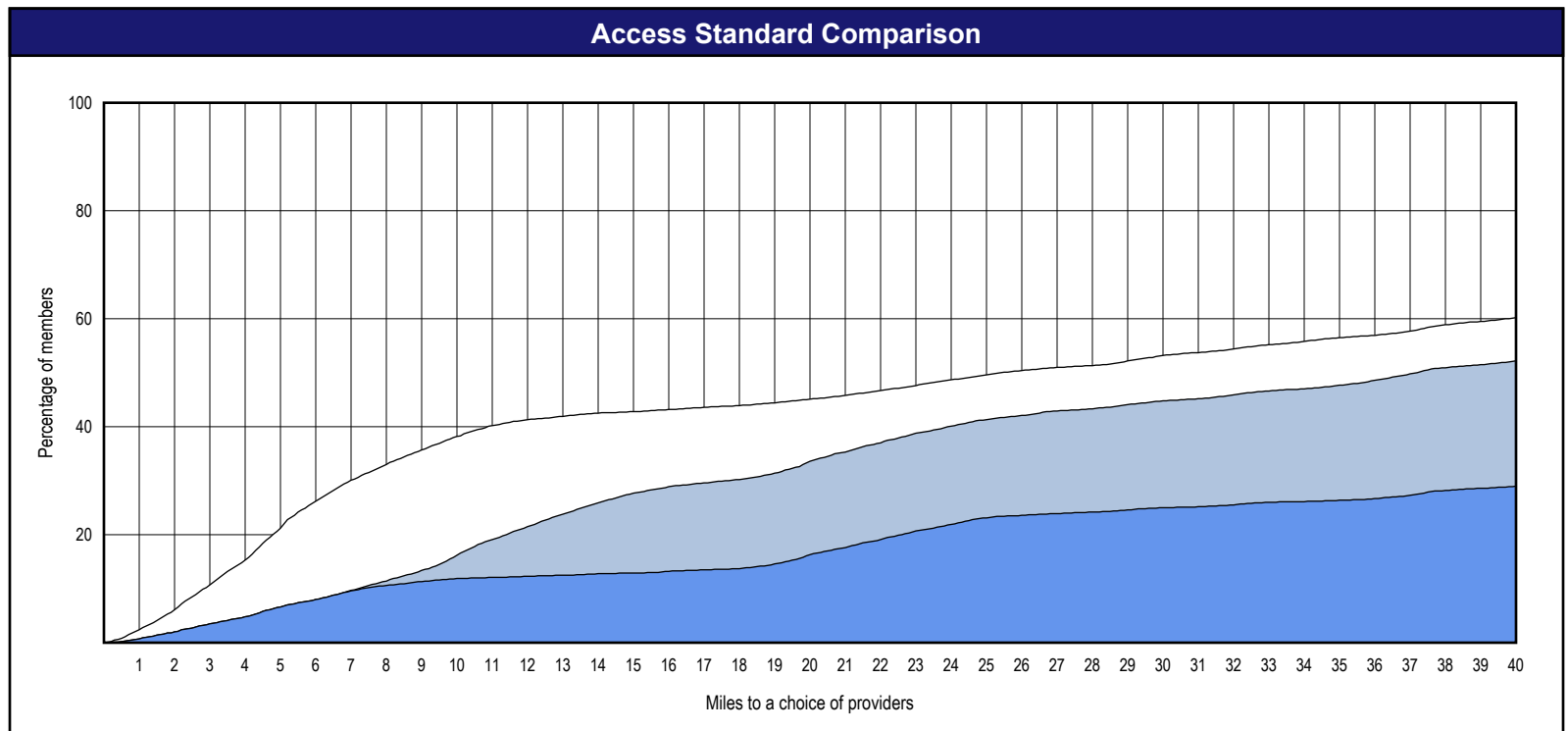
- 1st closest
- 2nd closest
- 3rd closest

<sup>1</sup> The Access Standard is defined as (DWP Members) members accessing:  
1 (Oral Surgeons) provider in 30 miles or 30 minutes



### Distances/Times

	Average
Distance/Time to 1st closest provider	34.0 miles 42.0 mins
Distance/Time to 2nd closest provider	41.9 miles 51.8 mins
Distance/Time to 3rd closest provider	63.0 miles 80.2 mins





# Access Overview - Endodontists (30 miles/30 minutes)

April 15, 2019


Access Analysis  
Endodontists 30

Member / Provider Groups  
DWP Members  
Endodontists

Comparison Graph  
Percent of members with access to a choice of providers over miles

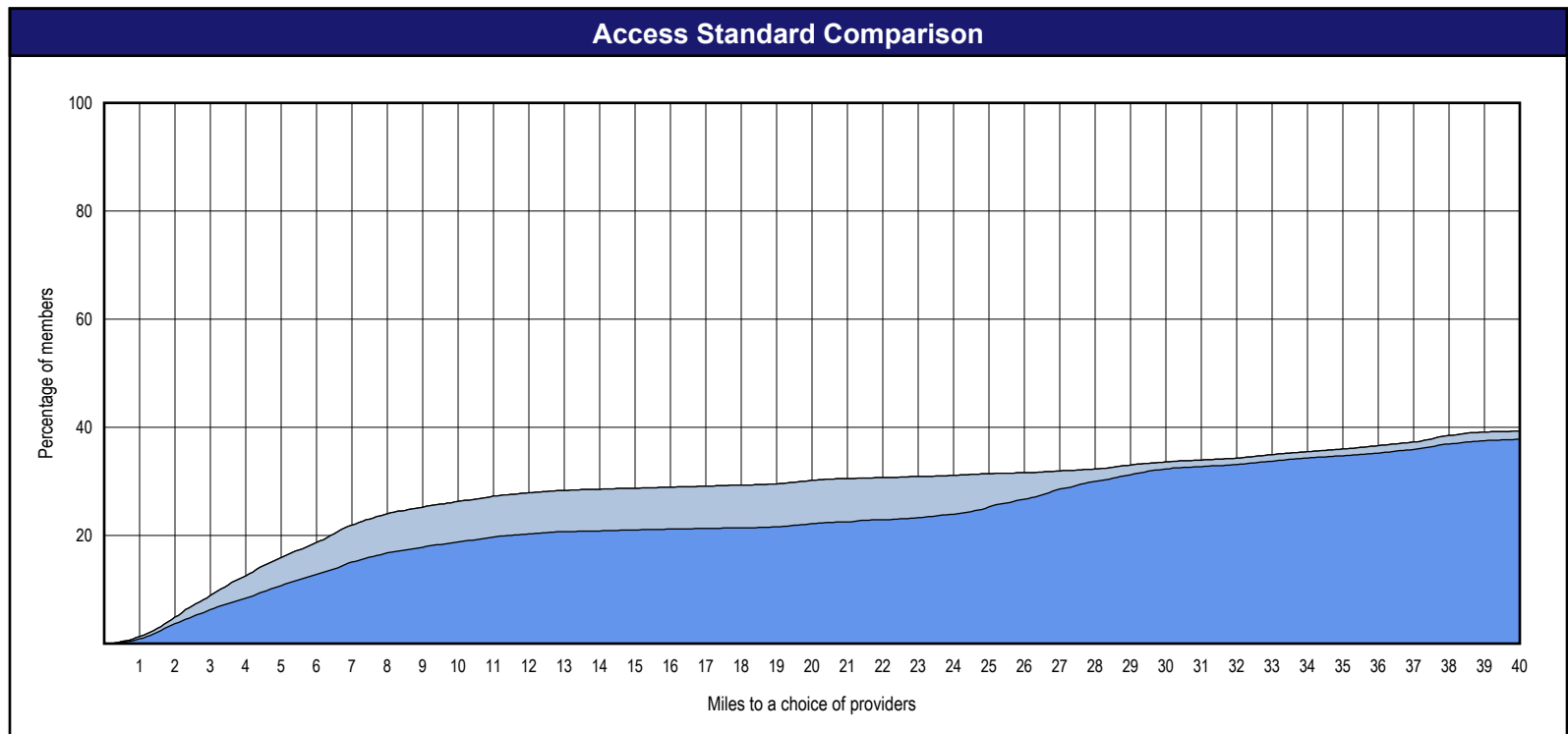
- 1st closest
- 2nd closest
- 3rd closest

<sup>1</sup> The Access Standard is defined as (DWP Members) members accessing:  
1 (Endodontists) provider in 30 miles or 30 minutes



### Distances/Times

	Average
Distance/Time to 1st closest provider	58.6 miles 83.2 mins
Distance/Time to 2nd closest provider	58.6 miles 83.2 mins
Distance/Time to 3rd closest provider	62.8 miles 92.5 mins



# Access Overview - Prosthodontists (30 miles/30 minutes)

April 15, 2019


Access Analysis  
Prosthodontists 30

Member / Provider Groups  
DWP Members  
Prosthodontists

Comparison Graph  
Percent of members with access to a choice of providers over miles

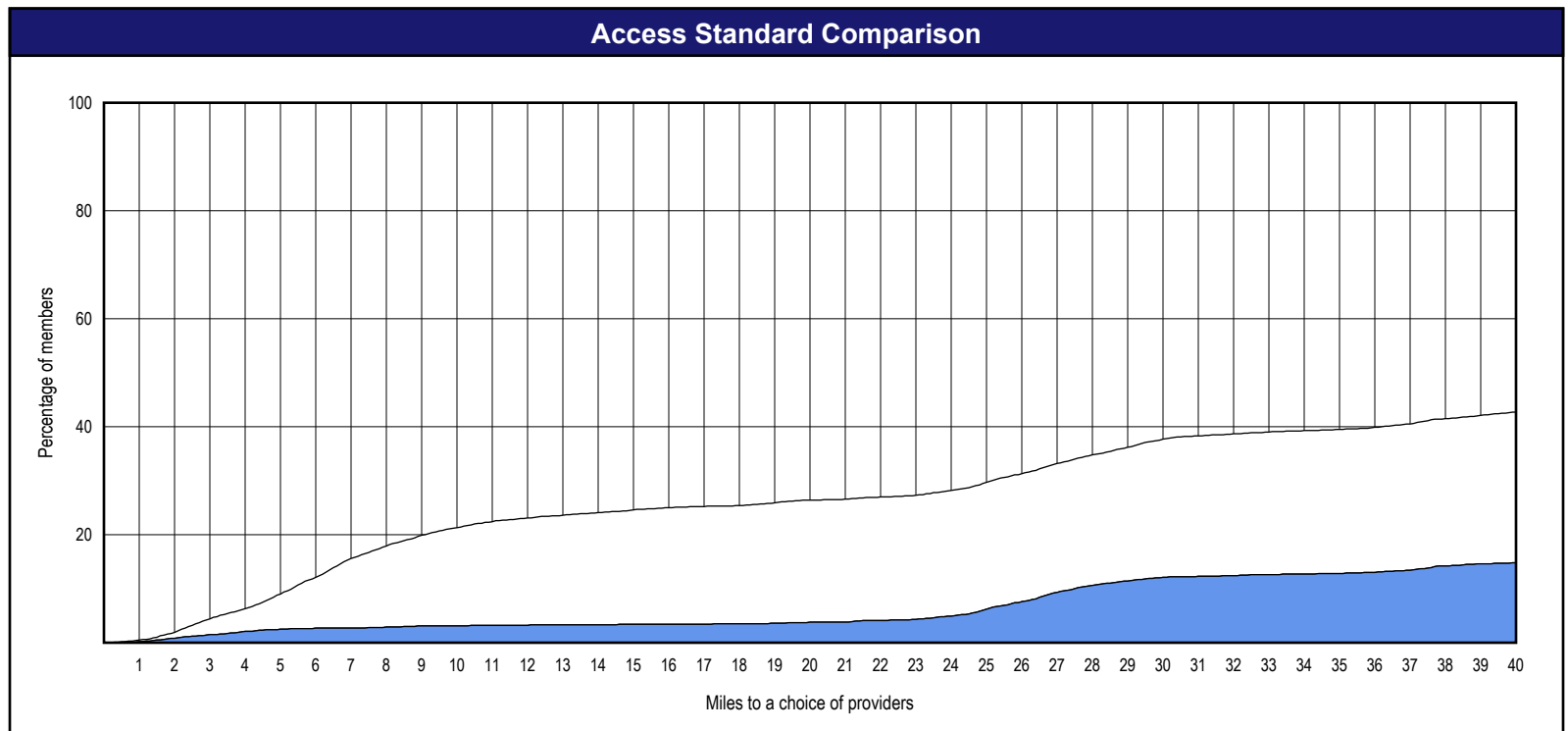
- 1st closest
- 2nd closest
- 3rd closest

<sup>1</sup> The Access Standard is defined as (DWP Members) members accessing:  
1 (Prosthodontists) provider in 30 miles or 30 minutes



### Distances/Times

	Average
Distance/Time to 1st closest provider	52.3 miles 72.3 mins
Distance/Time to 2nd closest provider	91.1 miles 133.2 mins
Distance/Time to 3rd closest provider	110.3 miles 166.7 mins



# Access Overview - Periodontists (30 miles/30 minutes)

April 15, 2019


Access Analysis  
Periodontists 30

Member / Provider Groups  
DWP Members  
Periodontists

Comparison Graph  
Percent of members with access to a choice of providers over miles

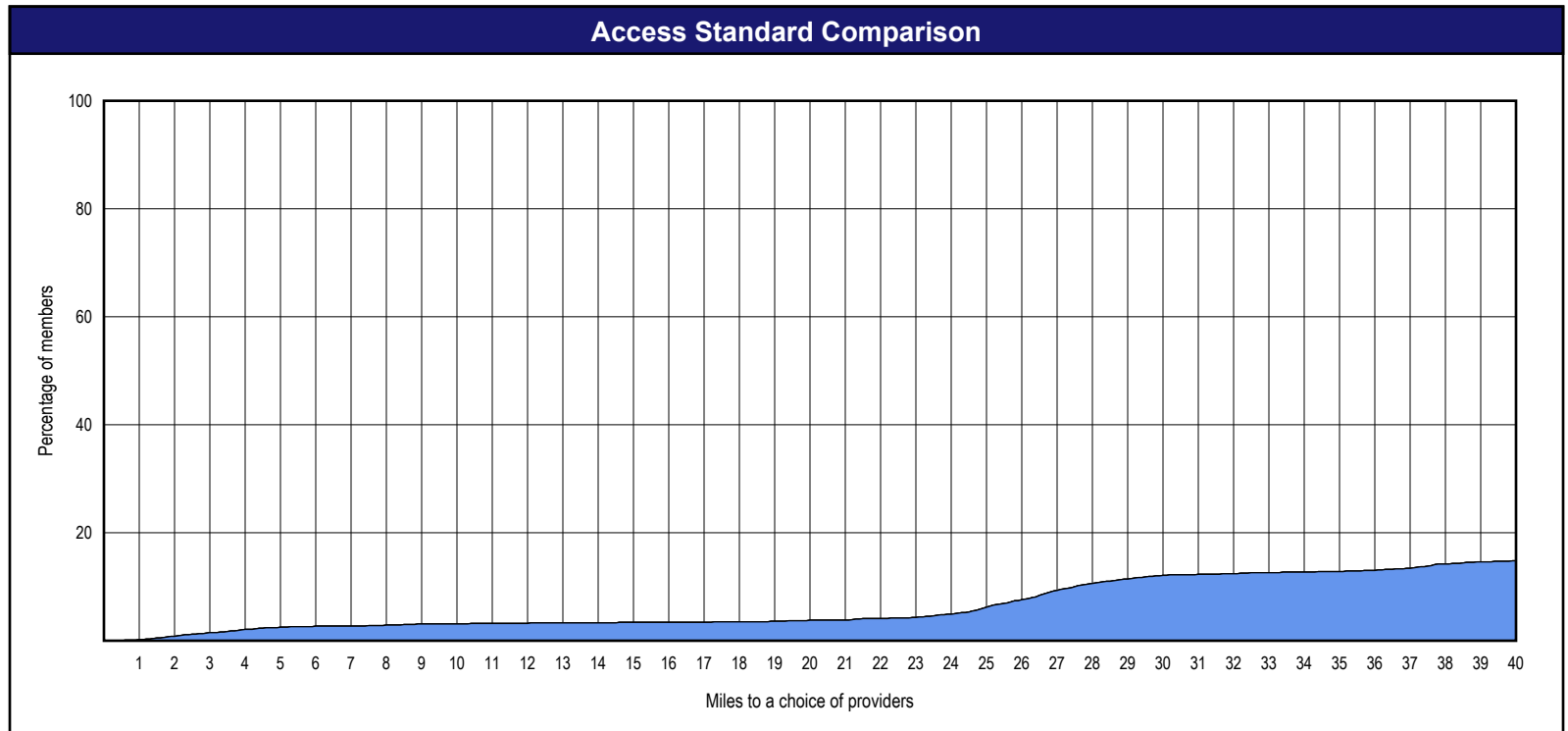
- 1st closest
- 2nd closest
- 3rd closest

<sup>1</sup> The Access Standard is defined as (DWP Members) members accessing:  
1 (Periodontists) provider in 30 miles or 30 minutes



### Distances/Times

	Average
Distance/Time to 1st closest provider	110.3 miles 166.7 mins
Distance/Time to 2nd closest provider	110.3 miles 166.7 mins
Distance/Time to 3rd closest provider	110.3 miles 166.7 mins



# Access Overview - All Dentists (60 miles/60 minutes)

April 15, 2019

Access Analysis

All Dentists 60

Member / Provider Groups

DWP Members


All Dentists

Comparison Graph

Percent of members with access to a choice of providers over miles

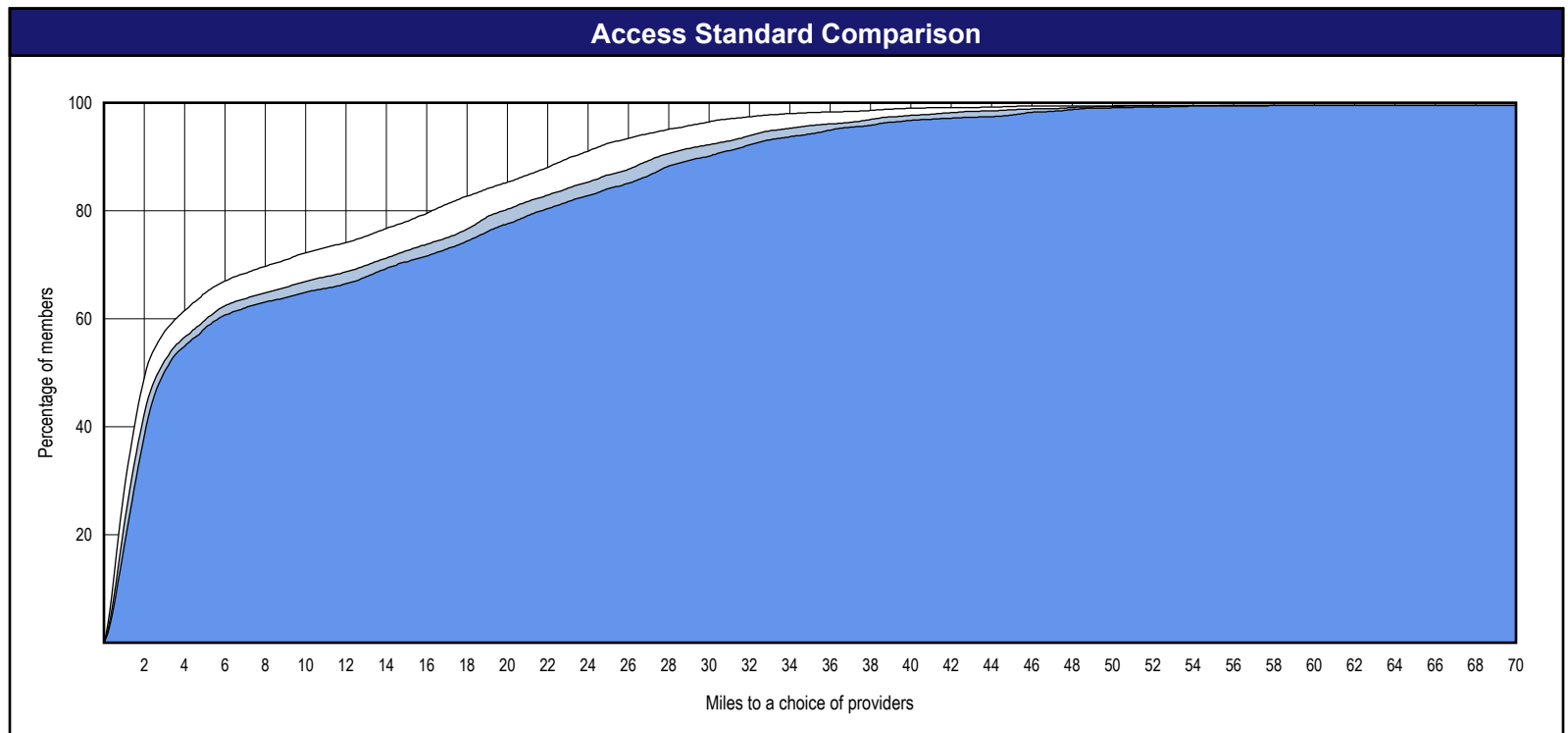
- 1st closest
- 2nd closest
- 3rd closest

<sup>1</sup> The Access Standard is defined as (DWP Members) members accessing:  
 1 (All Dentists) provider in 60 miles or 60 minutes



### Distances/Times

	Average
Distance/Time to 1st closest provider	9.6 miles 10.9 mins
Distance/Time to 2nd closest provider	11.5 miles 13.1 mins
Distance/Time to 3rd closest provider	12.4 miles 14.2 mins



# Access Overview - General Dentists (60 miles/60 minutes)

April 15, 2019

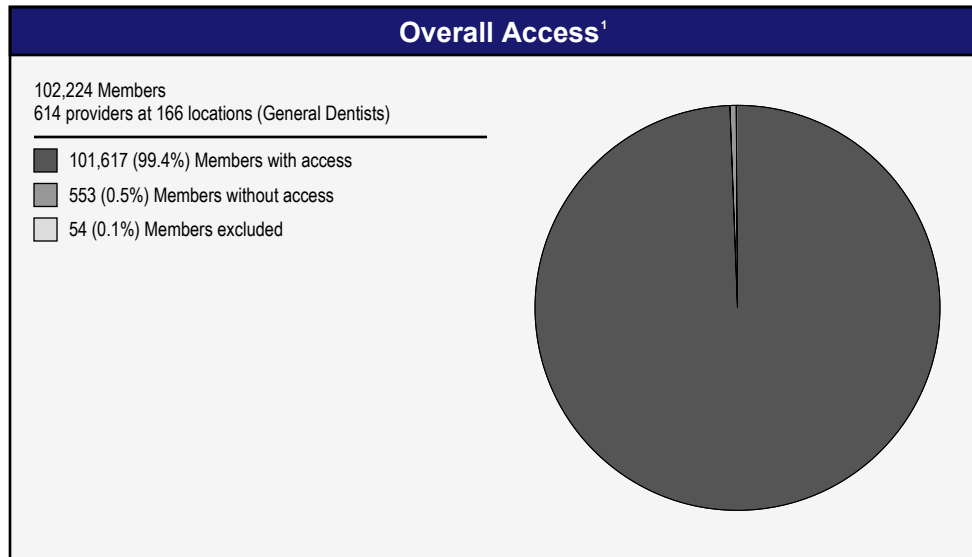
Access Analysis  
General Dentists 60

Member / Provider Groups  
DWP Members  
General Dentists

Comparison Graph  
Percent of members with access to a choice of providers over miles

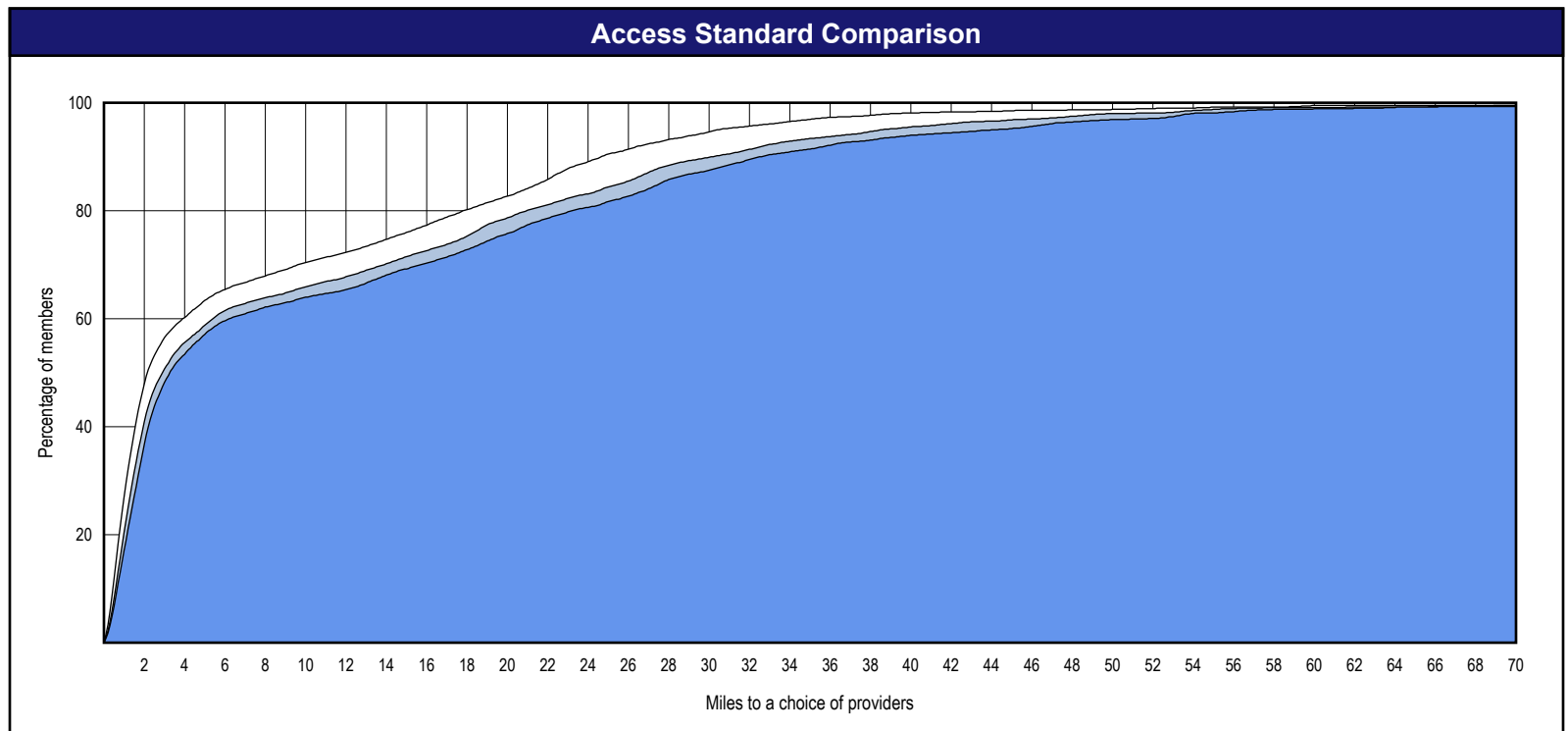
- 1st closest
- 2nd closest
- 3rd closest

<sup>1</sup> The Access Standard is defined as (DWP Members) members accessing:  
1 (General Dentists) provider in 60 miles or 60 minutes



### Distances/Times

	Average
Distance/Time to 1st closest provider	10.4 miles 11.9 mins
Distance/Time to 2nd closest provider	12.5 miles 14.2 mins
Distance/Time to 3rd closest provider	13.6 miles 15.5 mins



# Access Overview - Pediatric Dentists (60 miles/60 minutes)

April 15, 2019

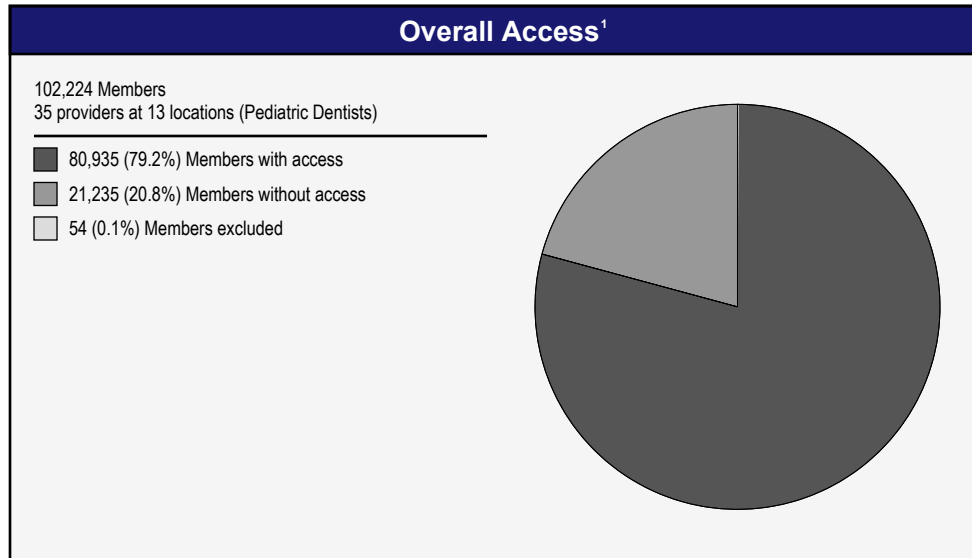
Access Analysis  
Pediatric Dentists 60

Member / Provider Groups  
DWP Members  
Pediatric Dentists

Comparison Graph  
Percent of members with access to a choice of providers over miles

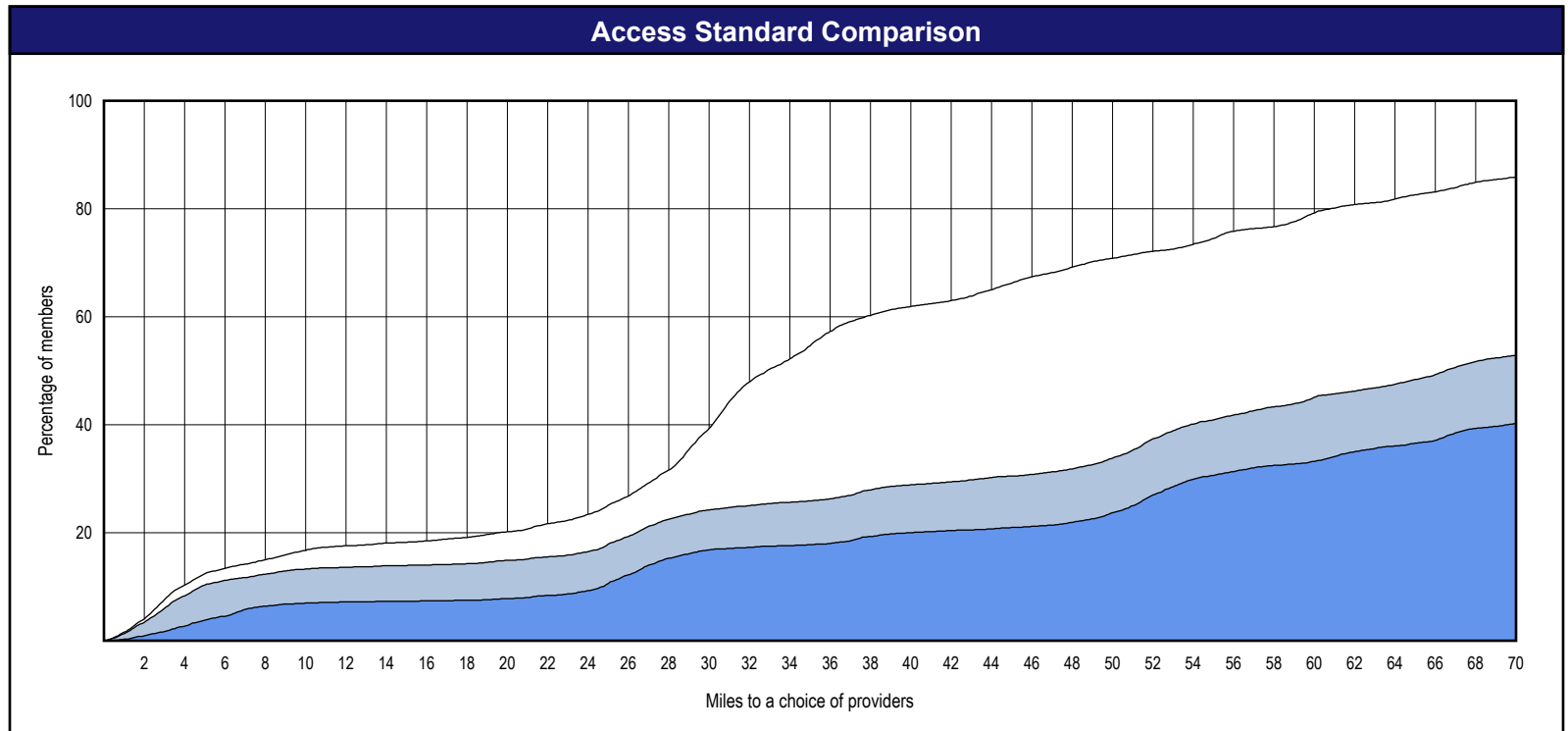
- 1st closest
- 2nd closest
- 3rd closest

<sup>1</sup> The Access Standard is defined as (DWP Members) members accessing:  
1 (Pediatric Dentists) provider in 60 miles or 60 minutes



### Distances/Times

	Average
Distance/Time to 1st closest provider	40.6 miles 47.6 mins
Distance/Time to 2nd closest provider	64.8 miles 81.0 mins
Distance/Time to 3rd closest provider	77.5 miles 103.5 mins



# Access Overview - Orthodontists (60 miles/60 minutes)

April 15, 2019

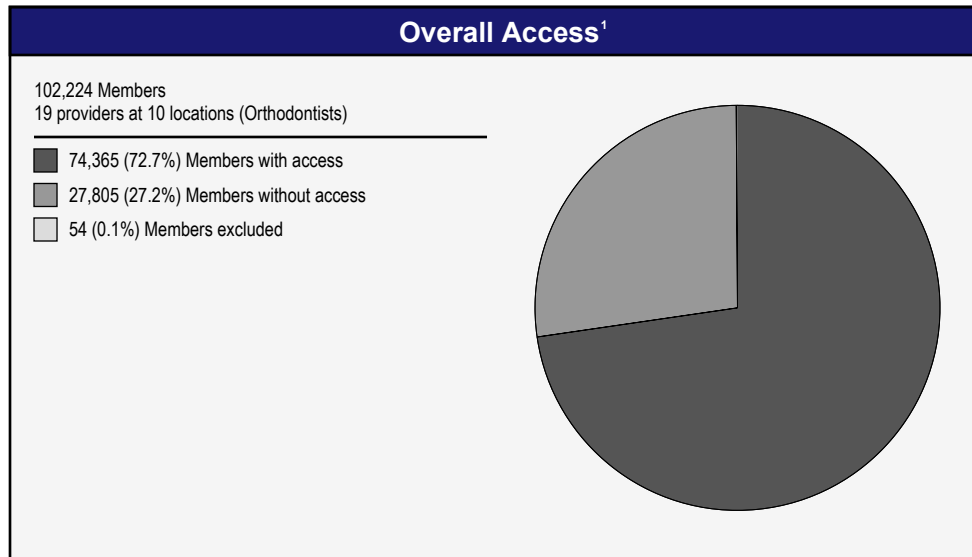
Access Analysis  
Orthodontists 60

Member / Provider Groups  
DWP Members  
Orthodontists

Comparison Graph  
Percent of members with access to a choice of providers over miles

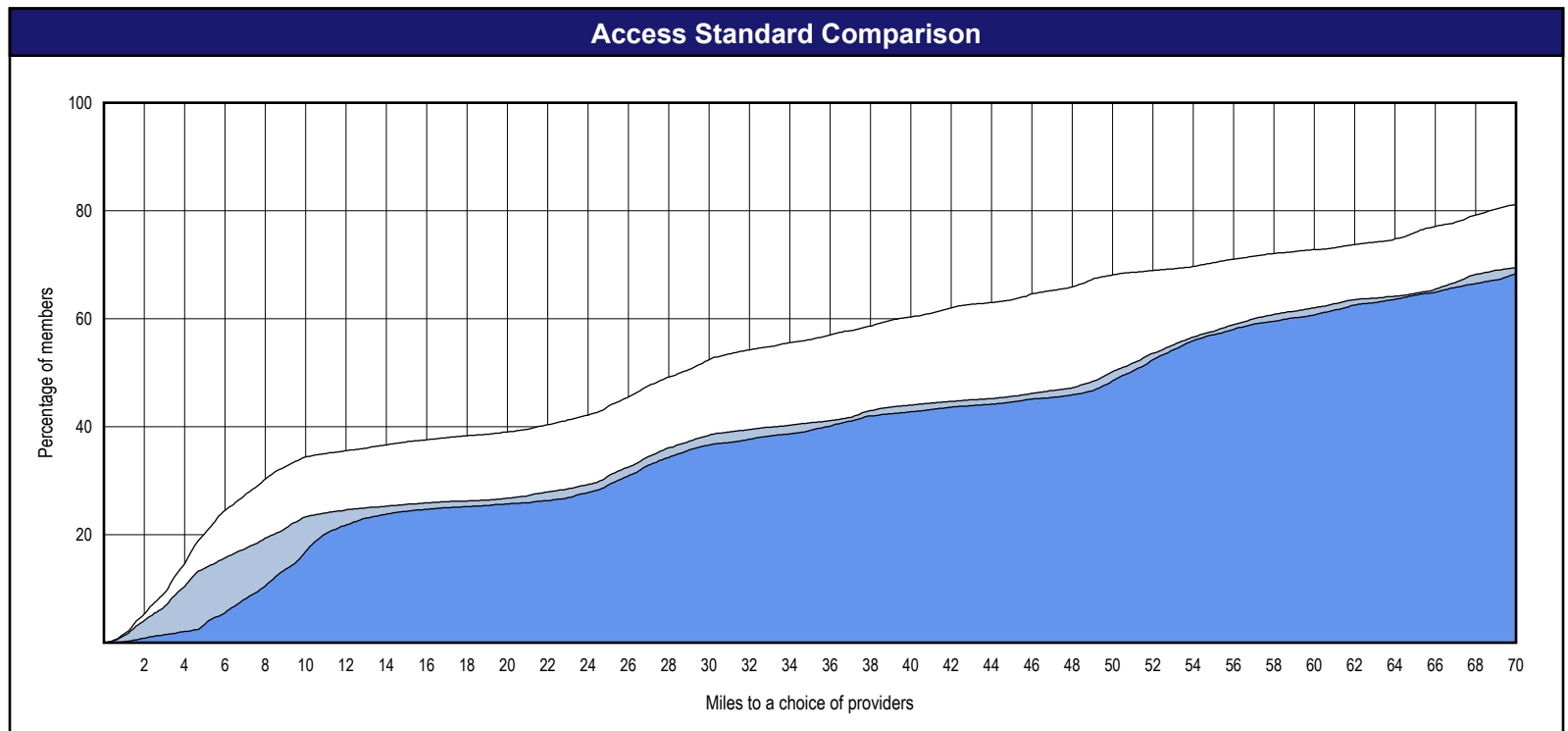
- 1st closest
- 2nd closest
- 3rd closest

<sup>1</sup> The Access Standard is defined as (DWP Members) members accessing:  
1 (Orthodontists) provider in 60 miles or 60 minutes



### Distances/Times

	Average
Distance/Time to 1st closest provider	39.6 miles 48.8 mins
Distance/Time to 2nd closest provider	50.9 miles 67.8 mins
Distance/Time to 3rd closest provider	52.5 miles 70.5 mins



# Access Overview - Oral Surgeons (60 miles/60 minutes)

April 15, 2019

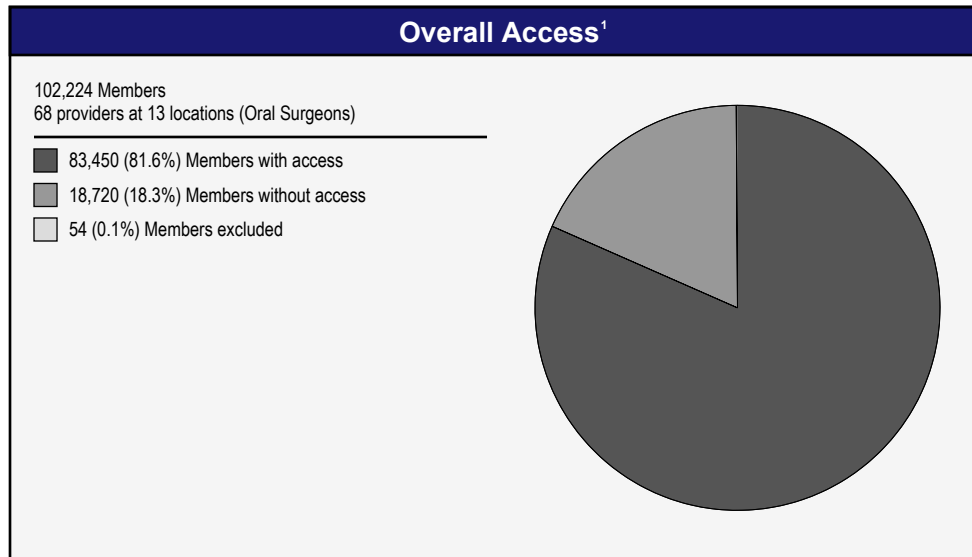
Access Analysis  
Oral Surgeons 60

Member / Provider Groups  
DWP Members  
Oral Surgeons

Comparison Graph  
Percent of members with access to a choice of providers over miles

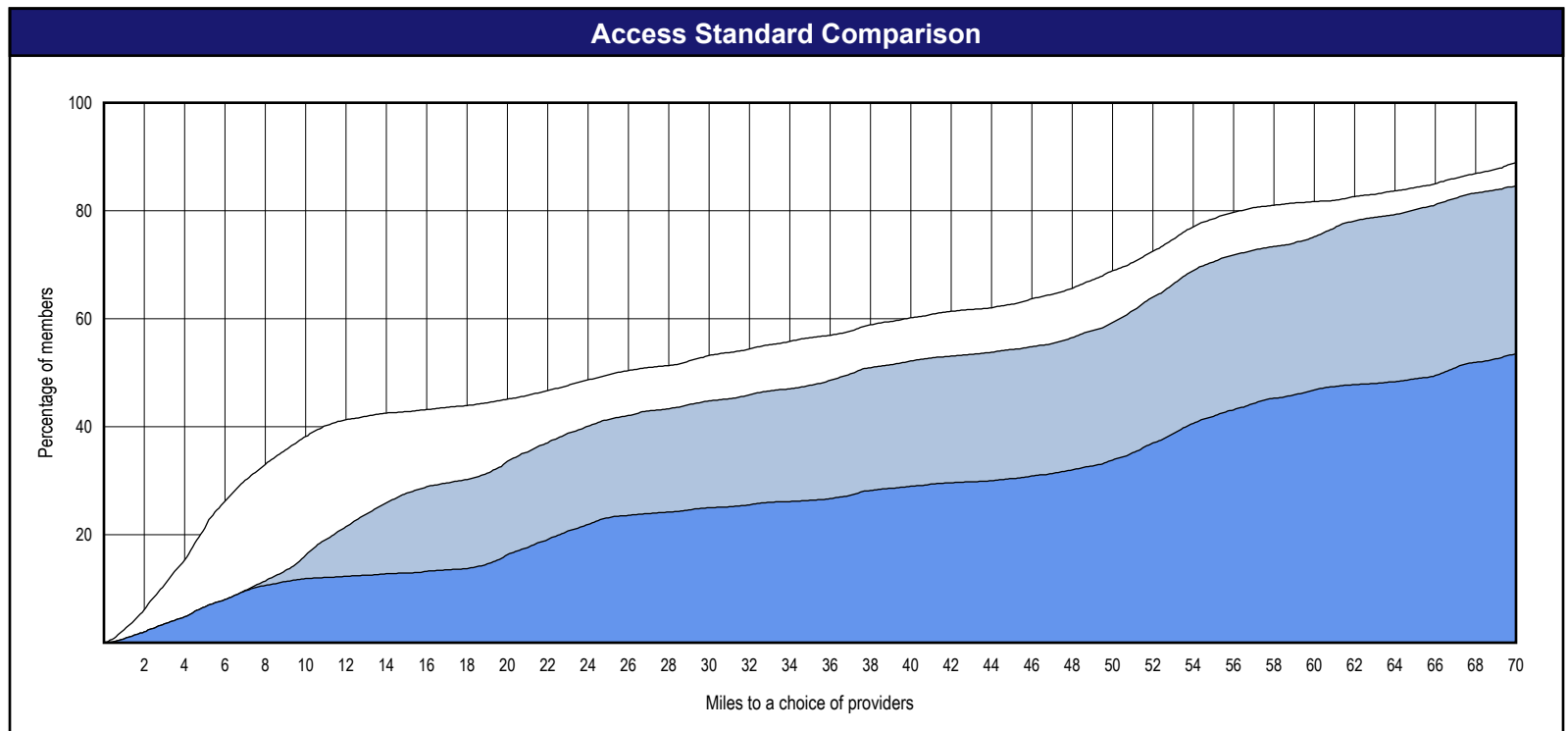
- 1st closest
- 2nd closest
- 3rd closest

<sup>1</sup> The Access Standard is defined as (DWP Members) members accessing:  
1 (Oral Surgeons) provider in 60 miles or 60 minutes



### Distances/Times

	Average
Distance/Time to 1st closest provider	34.0 miles 42.0 mins
Distance/Time to 2nd closest provider	41.9 miles 51.8 mins
Distance/Time to 3rd closest provider	63.0 miles 80.2 mins





# Access Overview - Endodontists (60 miles/60 minutes)

April 15, 2019

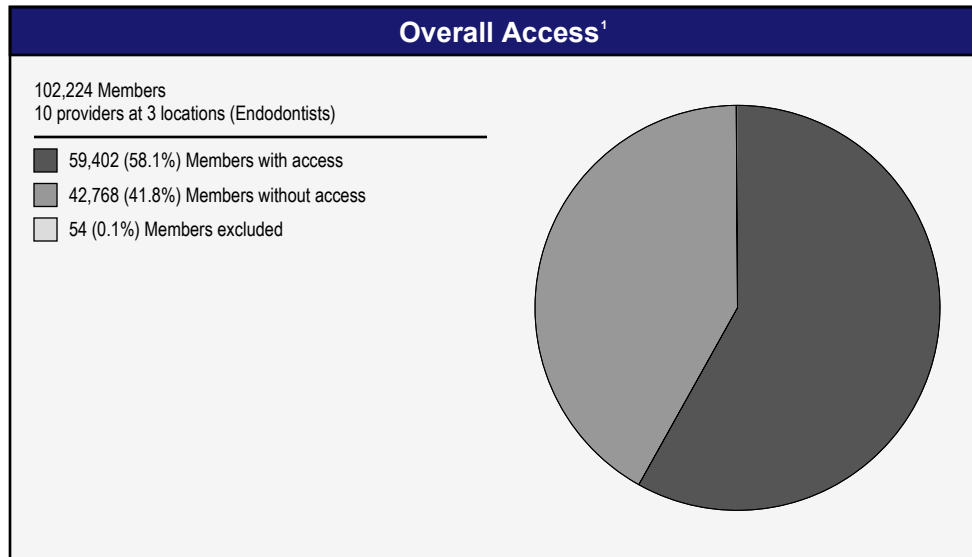
Access Analysis  
Endodontists 60

Member / Provider Groups  
DWP Members  
Endodontists

Comparison Graph  
Percent of members with access to a choice of providers over miles

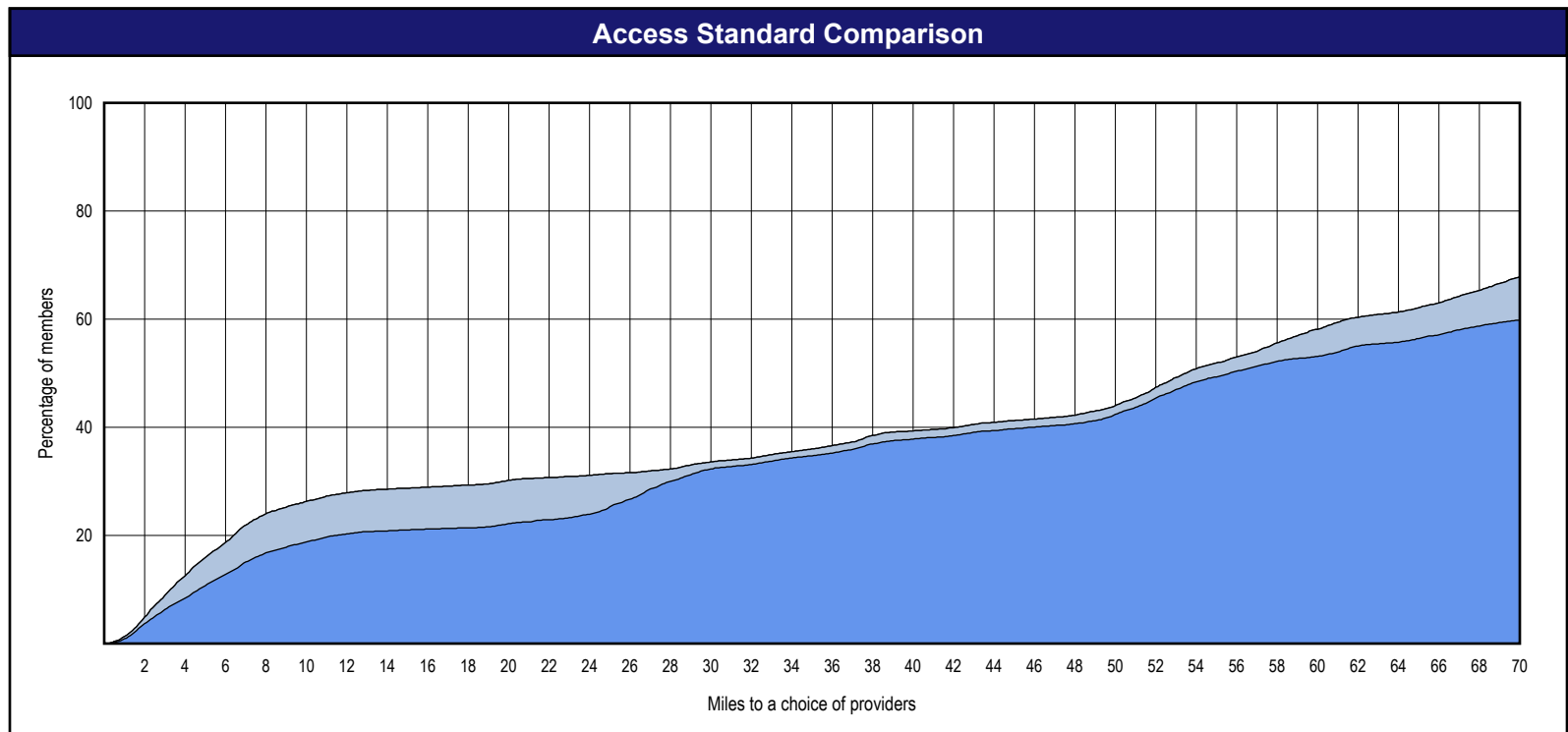
- 1st closest
- 2nd closest
- 3rd closest

<sup>1</sup> The Access Standard is defined as (DWP Members) members accessing:  
1 (Endodontists) provider in 60 miles or 60 minutes



### Distances/Times

	Average
Distance/Time to 1st closest provider	58.6 miles 83.2 mins
Distance/Time to 2nd closest provider	58.6 miles 83.2 mins
Distance/Time to 3rd closest provider	62.8 miles 92.5 mins



# Access Overview - Prosthodontists (60 miles/60 minutes)

April 15, 2019

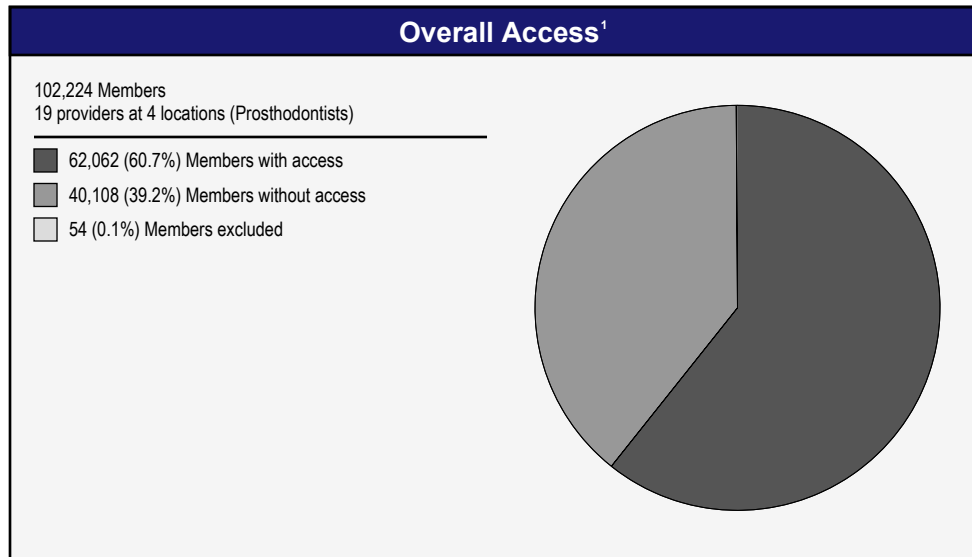
Access Analysis  
Prosthodontists 60

Member / Provider Groups  
DWP Members  
Prosthodontists

Comparison Graph  
Percent of members with access to a choice of providers over miles

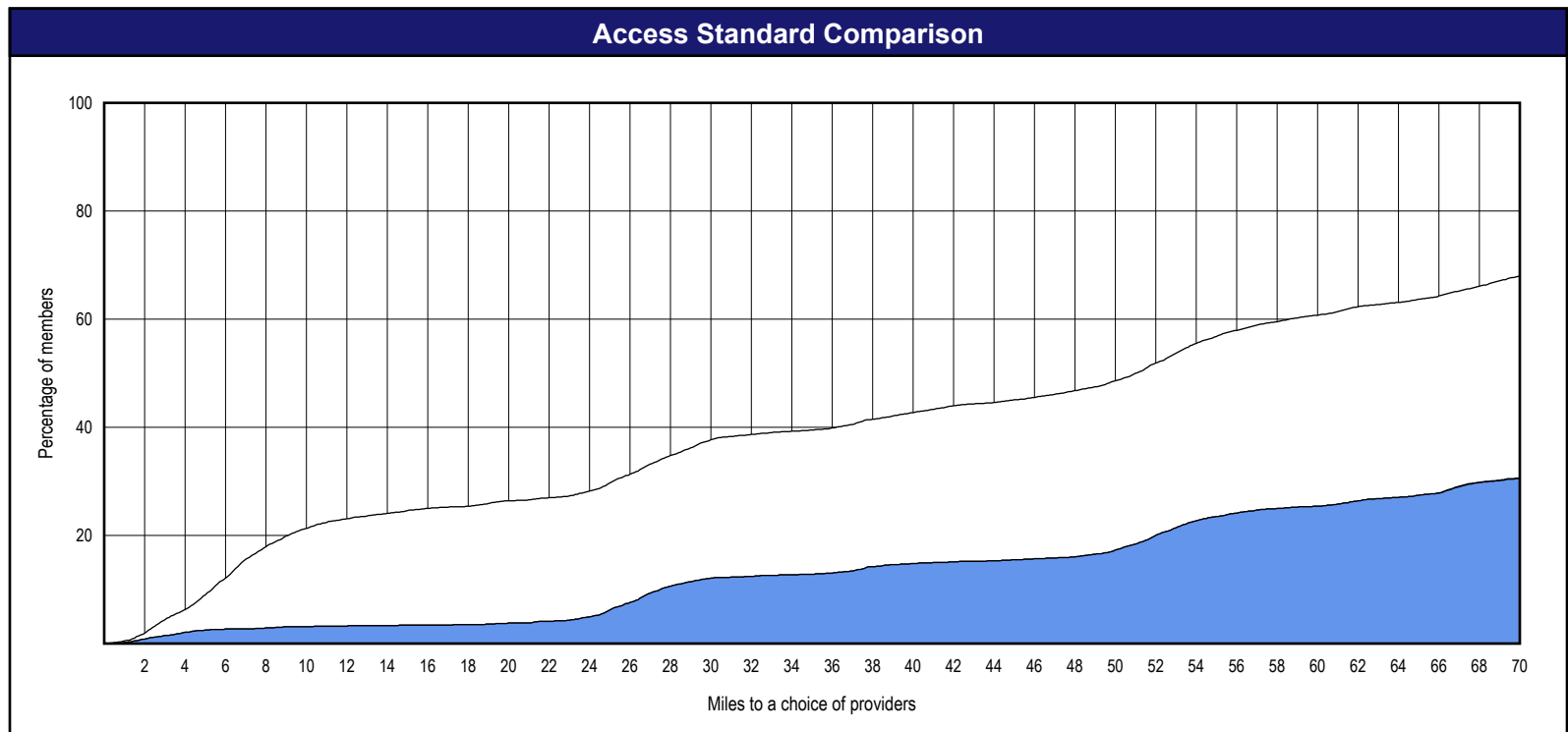
- 1st closest
- 2nd closest
- 3rd closest

<sup>1</sup> The Access Standard is defined as (DWP Members) members accessing:  
1 (Prosthodontists) provider in 60 miles or 60 minutes



### Distances/Times

	Average
Distance/Time to 1st closest provider	52.3 miles 72.3 mins
Distance/Time to 2nd closest provider	91.1 miles 133.2 mins
Distance/Time to 3rd closest provider	110.3 miles 166.7 mins



# Access Overview - Periodontists (60 miles/60 minutes)

April 15, 2019


Access Analysis  
Periodontists 60

Member / Provider Groups  
DWP Members  
Periodontists

Comparison Graph  
Percent of members with access to a choice of providers over miles

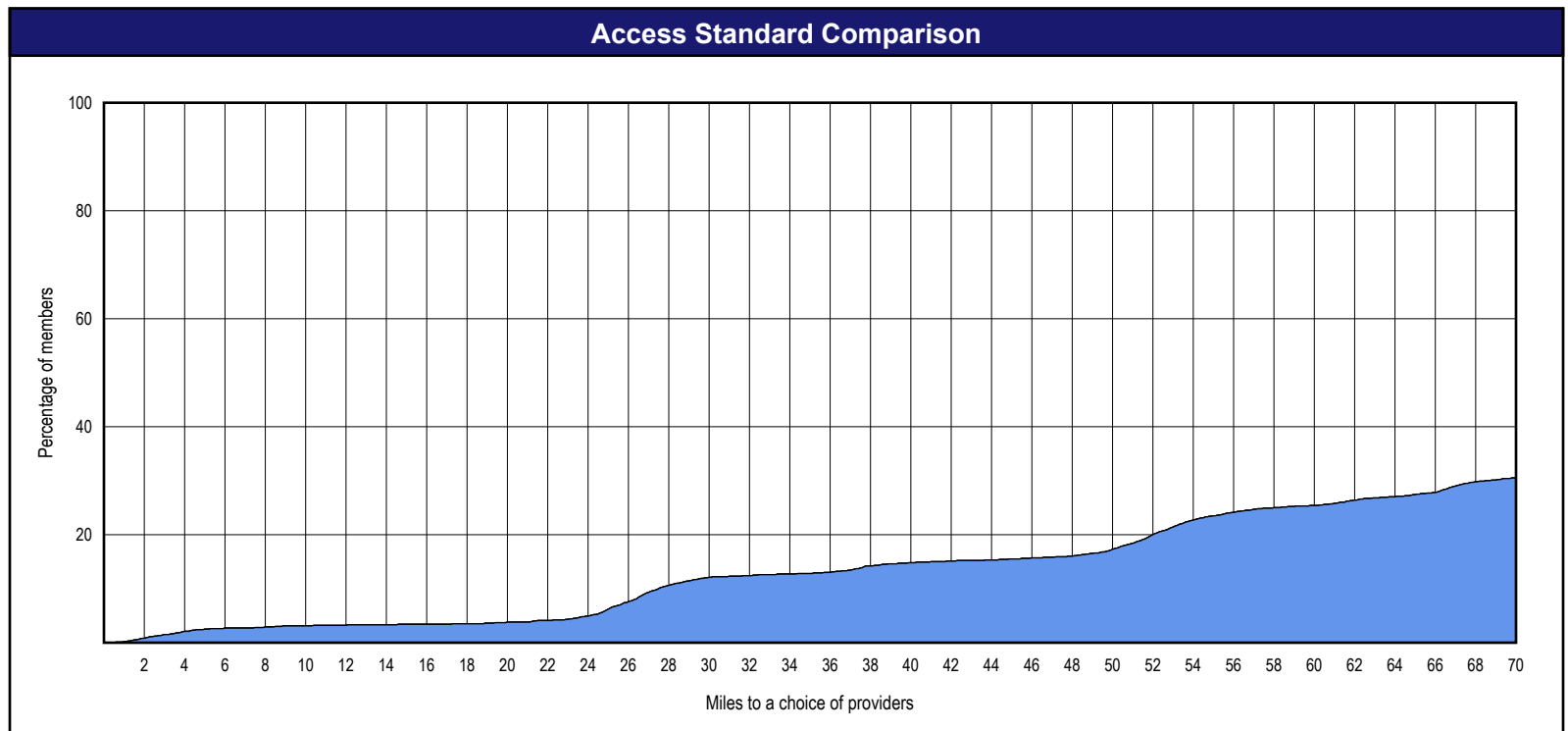
- 1st closest
- 2nd closest
- 3rd closest

<sup>1</sup> The Access Standard is defined as (DWP Members) members accessing:  
1 (Periodontists) provider in 60 miles or 60 minutes



### Distances/Times

	Average
Distance/Time to 1st closest provider	110.3 miles 166.7 mins
Distance/Time to 2nd closest provider	110.3 miles 166.7 mins
Distance/Time to 3rd closest provider	110.3 miles 166.7 mins



# Access Overview - All Dentists (90 miles/90 minutes)

April 15, 2019

Access Analysis

All Dentists 90

Member / Provider Groups

DWP Members


All Dentists

Comparison Graph

Percent of members with access to a choice of providers over miles

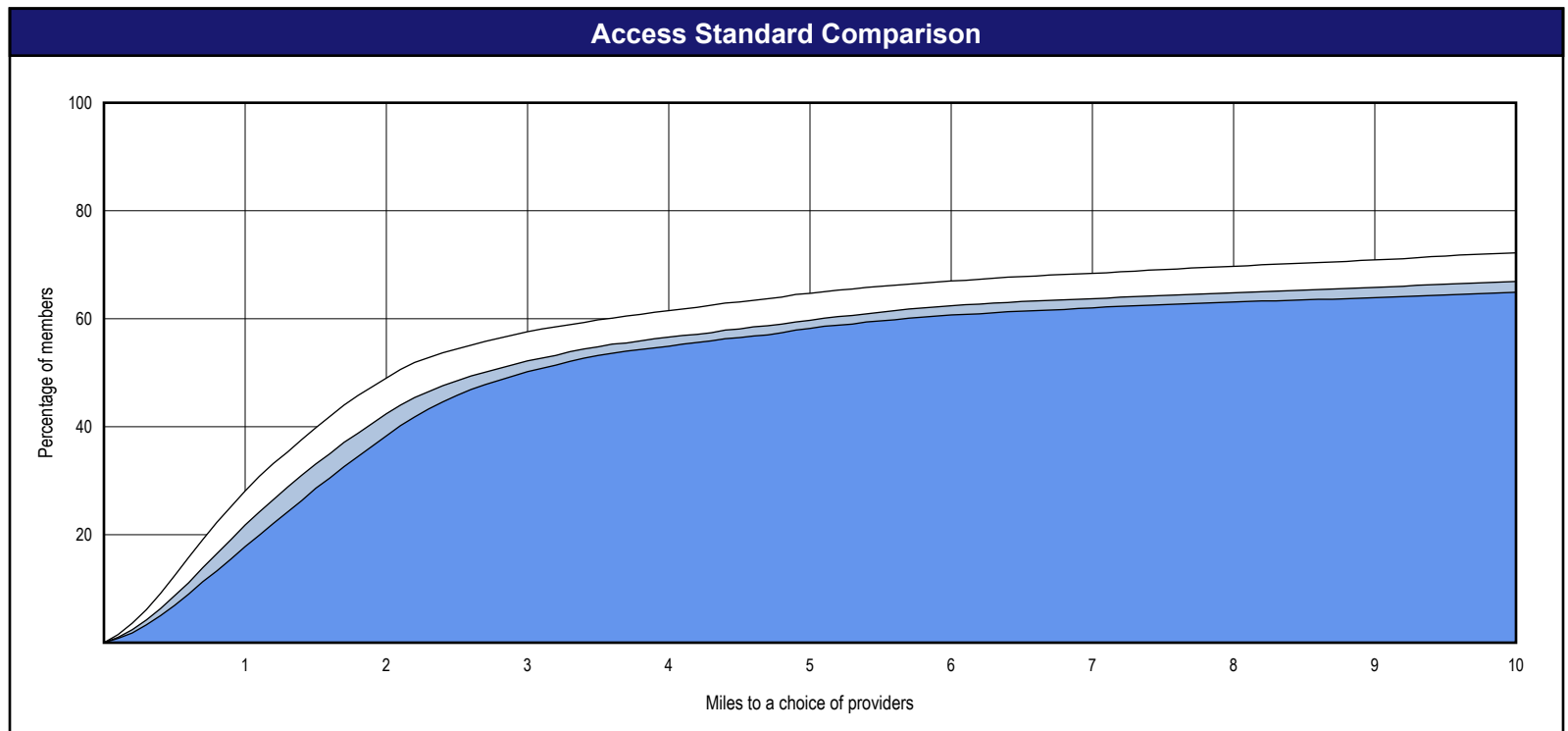
- 1st closest
- 2nd closest
- 3rd closest

<sup>1</sup> The Access Standard is defined as (DWP Members) members accessing:  
 1 (All Dentists) provider in 90 miles or 90 minutes



### Distances/Times

	Average
Distance/Time to 1st closest provider	9.6 miles 10.9 mins
Distance/Time to 2nd closest provider	11.5 miles 13.1 mins
Distance/Time to 3rd closest provider	12.4 miles 14.2 mins



# Access Overview - General Dentists (90 miles/90 minutes)

April 15, 2019

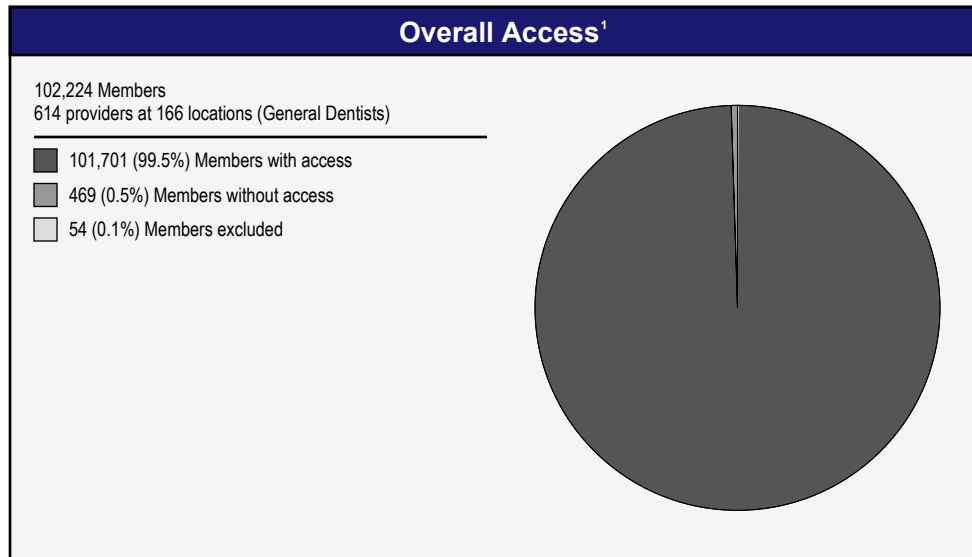
Access Analysis  
General Dentists 90

Member / Provider Groups  
DWP Members  
General Dentists

Comparison Graph  
Percent of members with access to a choice of providers over miles

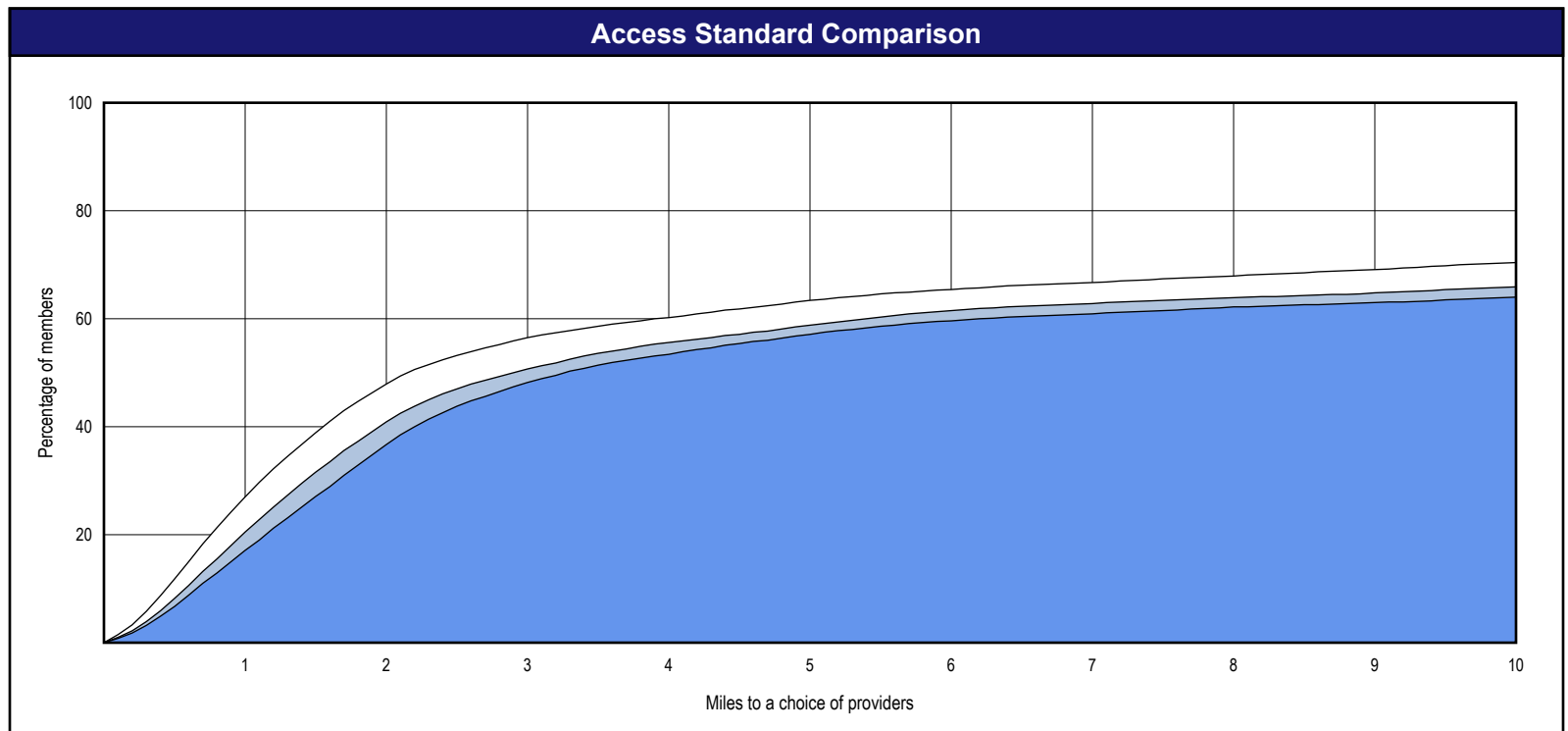
- 1st closest
- 2nd closest
- 3rd closest

<sup>1</sup> The Access Standard is defined as (DWP Members) members accessing:  
1 (General Dentists) provider in 90 miles or 90 minutes



### Distances/Times

	Average
Distance/Time to 1st closest provider	10.4 miles 11.9 mins
Distance/Time to 2nd closest provider	12.5 miles 14.2 mins
Distance/Time to 3rd closest provider	13.6 miles 15.5 mins



# Access Overview - Pediatric Dentists (90 miles/90 minutes)

April 15, 2019

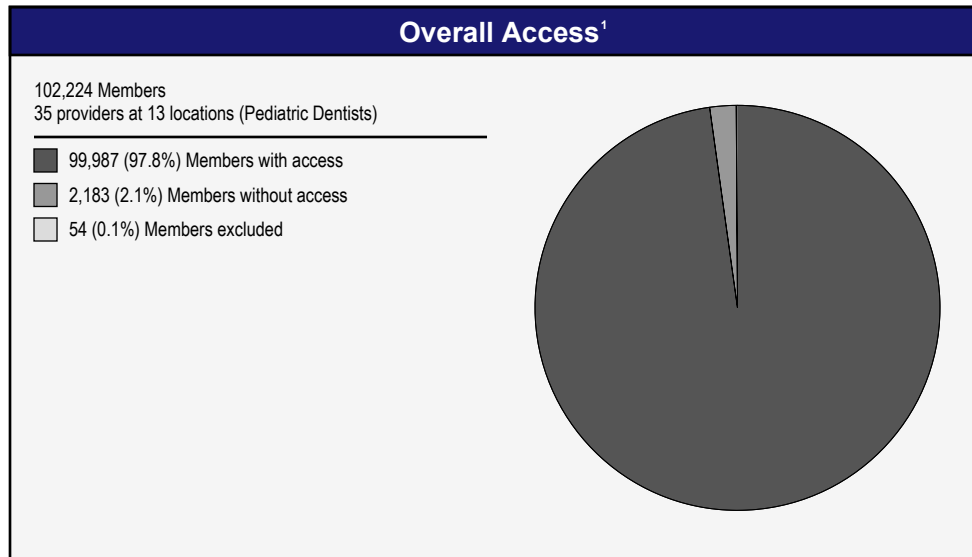
Access Analysis  
Pediatric Dentists 90

Member / Provider Groups  
DWP Members  
Pediatric Dentists

Comparison Graph  
Percent of members with access to a choice of providers over miles

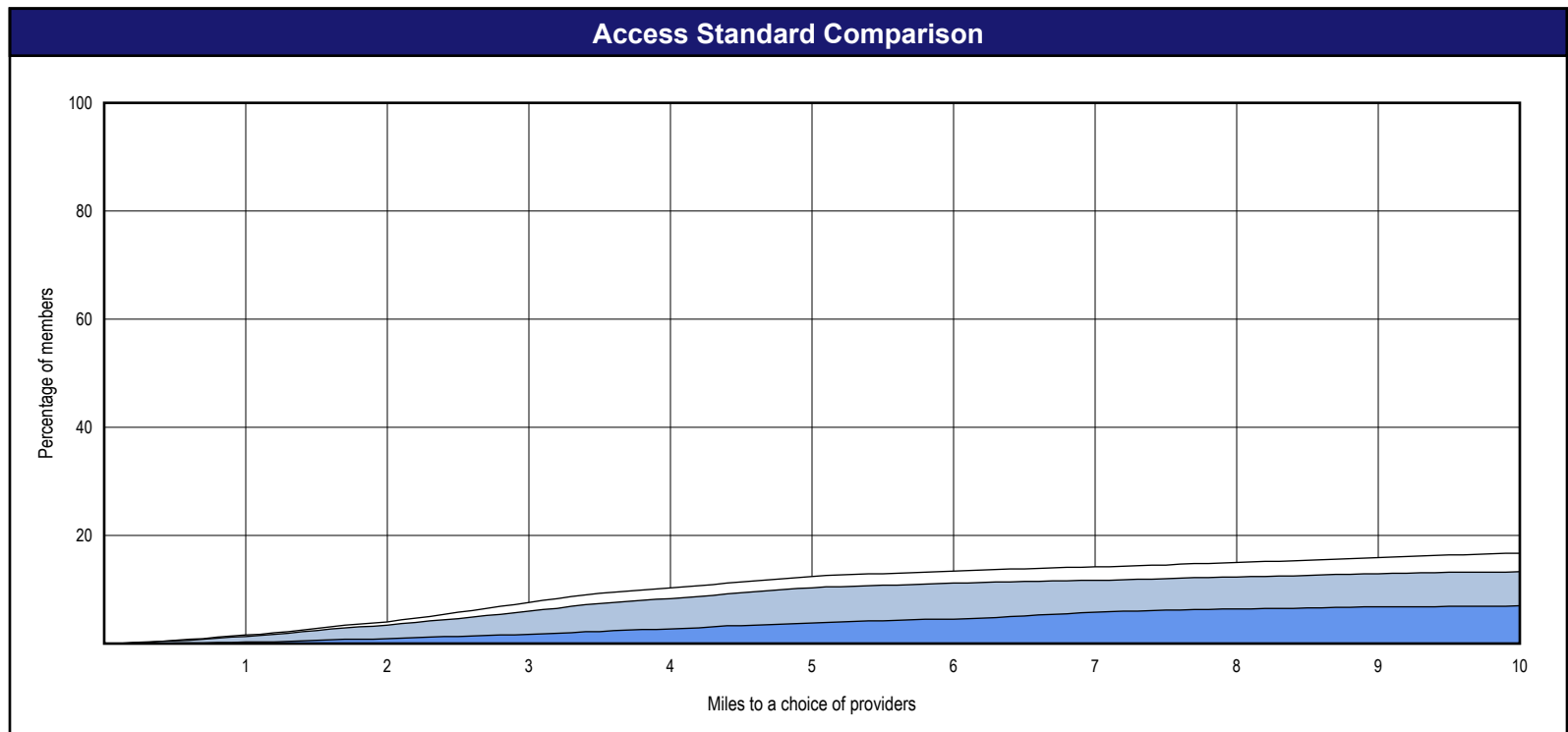
- 1st closest
- 2nd closest
- 3rd closest

<sup>1</sup> The Access Standard is defined as (DWP Members) members accessing:  
1 (Pediatric Dentists) provider in 90 miles or 90 minutes



### Distances/Times

	Average
Distance/Time to 1st closest provider	40.6 miles 47.6 mins
Distance/Time to 2nd closest provider	64.8 miles 81.0 mins
Distance/Time to 3rd closest provider	77.5 miles 103.5 mins



# Access Overview - Orthodontists (90 miles/90 minutes)

April 15, 2019


Access Analysis  
Orthodontists 90

Member / Provider Groups  
DWP Members  
Orthodontists

Comparison Graph  
Percent of members with access to a choice of providers over miles

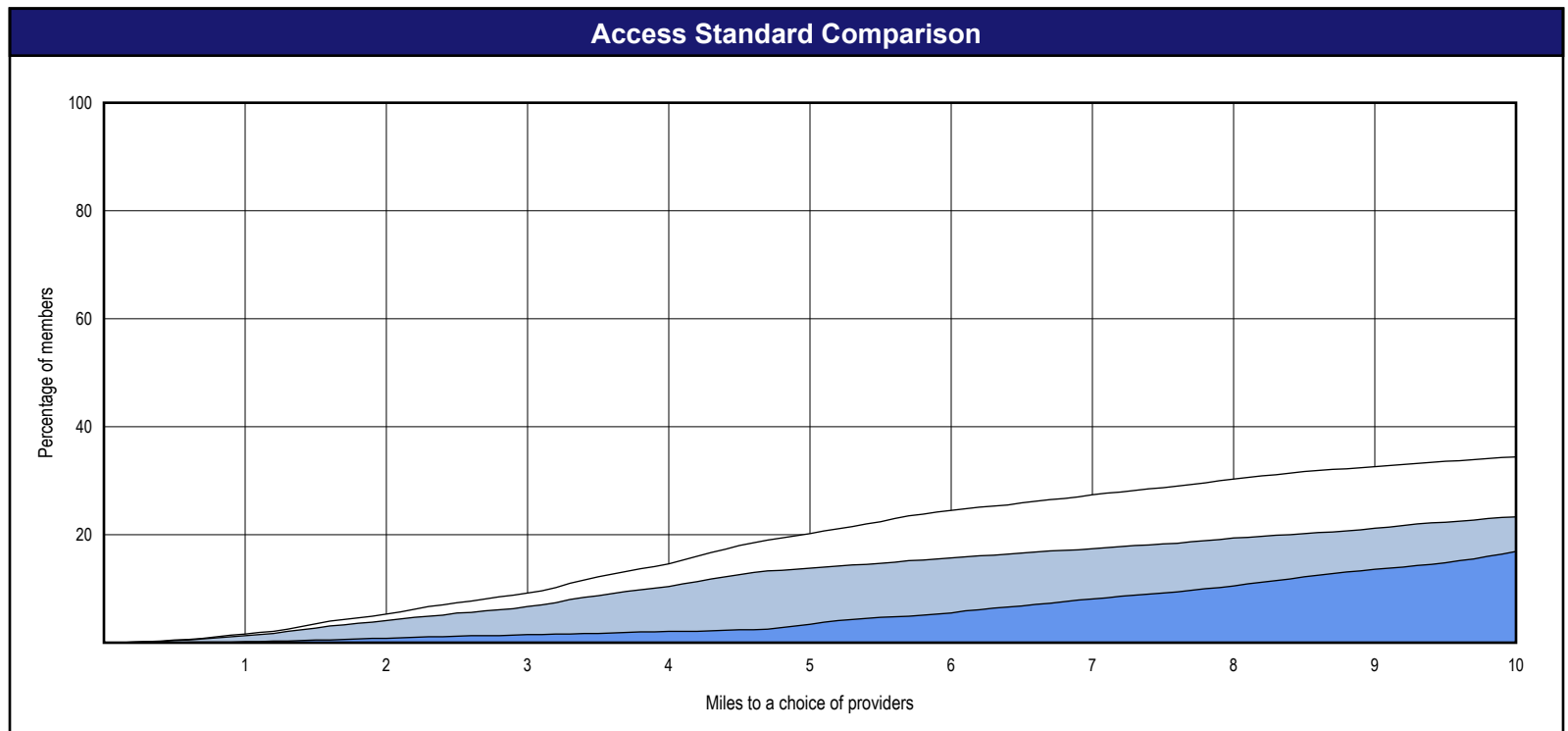
- 1st closest
- 2nd closest
- 3rd closest

<sup>1</sup> The Access Standard is defined as (DWP Members) members accessing:  
1 (Orthodontists) provider in 90 miles or 90 minutes



### Distances/Times

	Average
Distance/Time to 1st closest provider	39.6 miles 48.8 mins
Distance/Time to 2nd closest provider	50.9 miles 67.8 mins
Distance/Time to 3rd closest provider	52.5 miles 70.5 mins



# Access Overview - Oral Surgeons (90 miles/90 minutes)

April 15, 2019

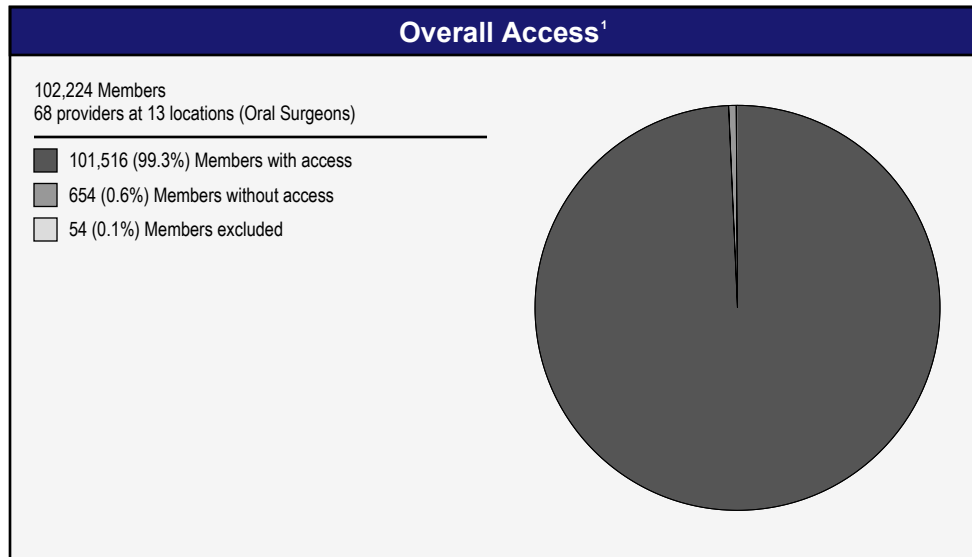
Access Analysis  
Oral Surgeons 90

Member / Provider Groups  
DWP Members  
Oral Surgeons

Comparison Graph  
Percent of members with access to a choice of providers over miles

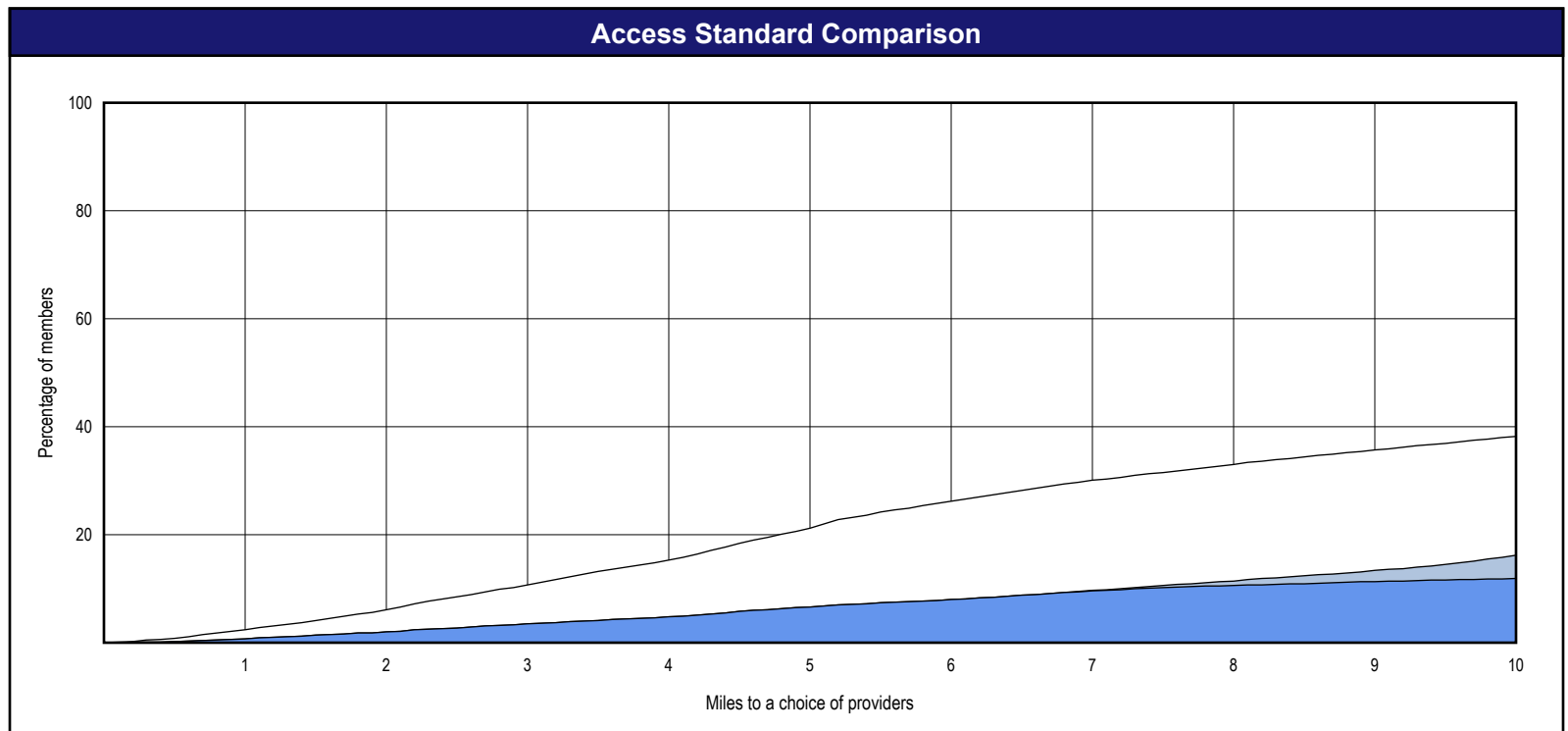
- 1st closest
- 2nd closest
- 3rd closest

<sup>1</sup> The Access Standard is defined as (DWP Members) members accessing:  
1 (Oral Surgeons) provider in 90 miles or 90 minutes



### Distances/Times

	Average
Distance/Time to 1st closest provider	34.0 miles 42.0 mins
Distance/Time to 2nd closest provider	41.9 miles 51.8 mins
Distance/Time to 3rd closest provider	63.0 miles 80.2 mins





# Access Overview - Endodontists (90 miles/90 minutes)

April 15, 2019

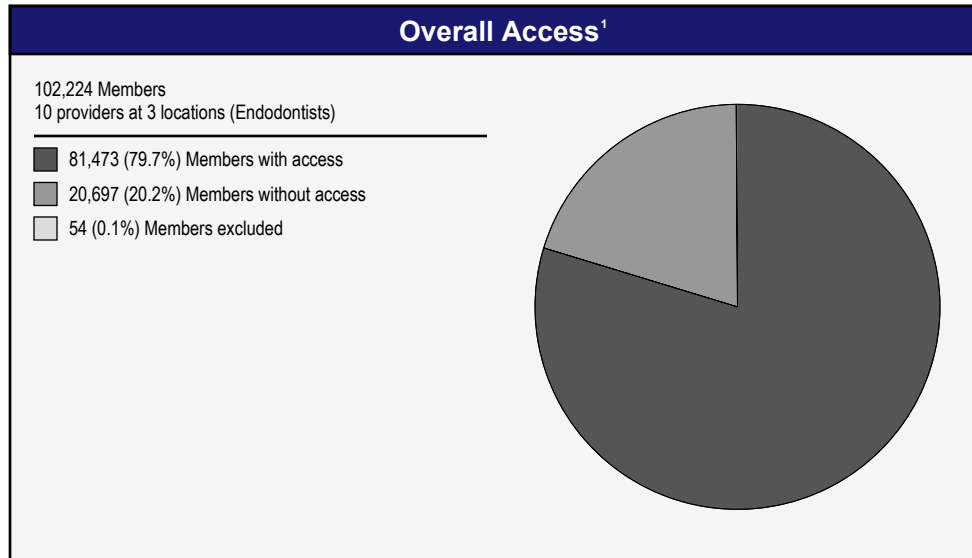
Access Analysis  
Endodontists 90

Member / Provider Groups  
DWP Members  
Endodontists

Comparison Graph  
Percent of members with access to a choice of providers over miles

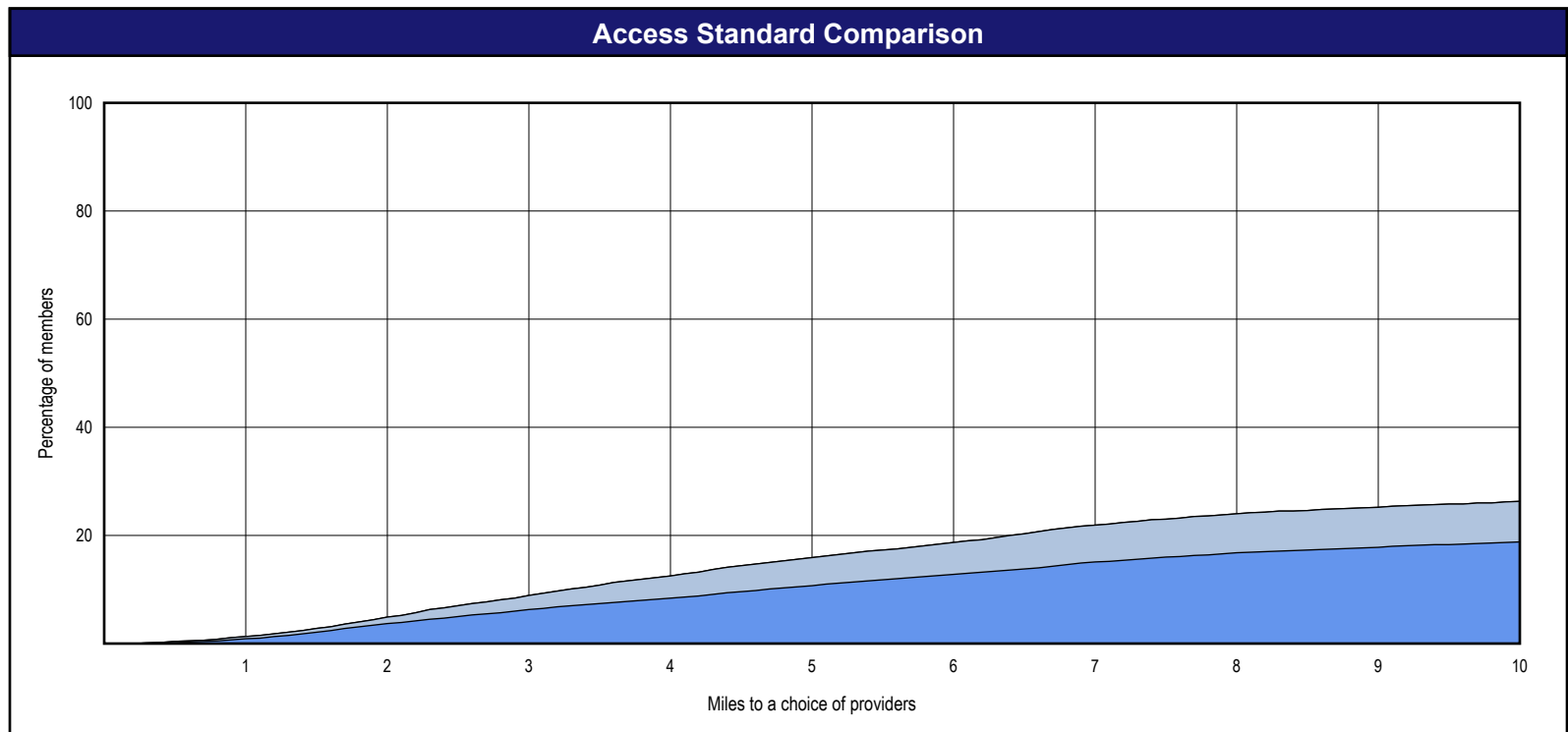
- 1st closest
- 2nd closest
- 3rd closest

<sup>1</sup> The Access Standard is defined as (DWP Members) members accessing:  
1 (Endodontists) provider in 90 miles or 90 minutes



### Distances/Times

	Average
Distance/Time to 1st closest provider	58.6 miles 83.2 mins
Distance/Time to 2nd closest provider	58.6 miles 83.2 mins
Distance/Time to 3rd closest provider	62.8 miles 92.5 mins



# Access Overview - Prosthodontists (90 miles/90 minutes)

April 15, 2019

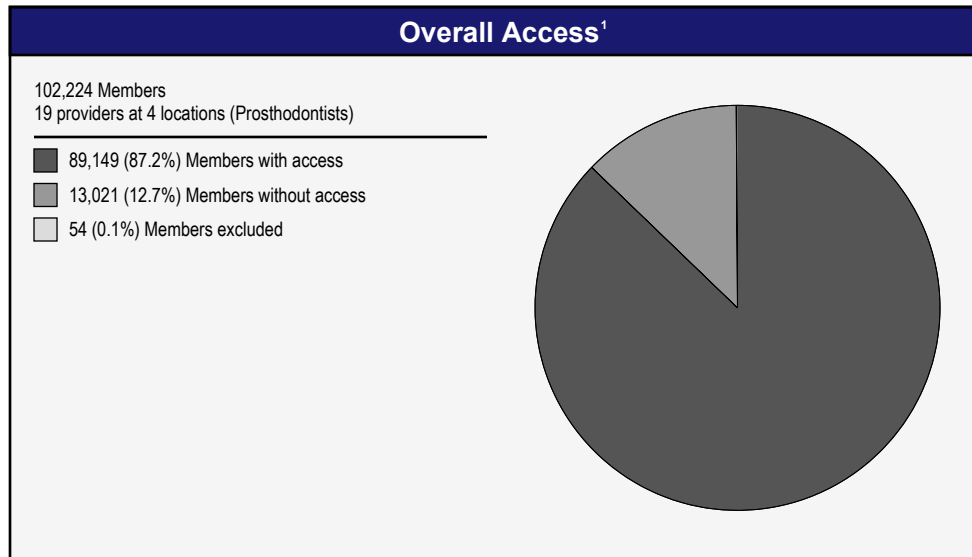
Access Analysis  
Prosthodontists 90

Member / Provider Groups  
DWP Members  
Prosthodontists

Comparison Graph  
Percent of members with access to a choice of providers over miles

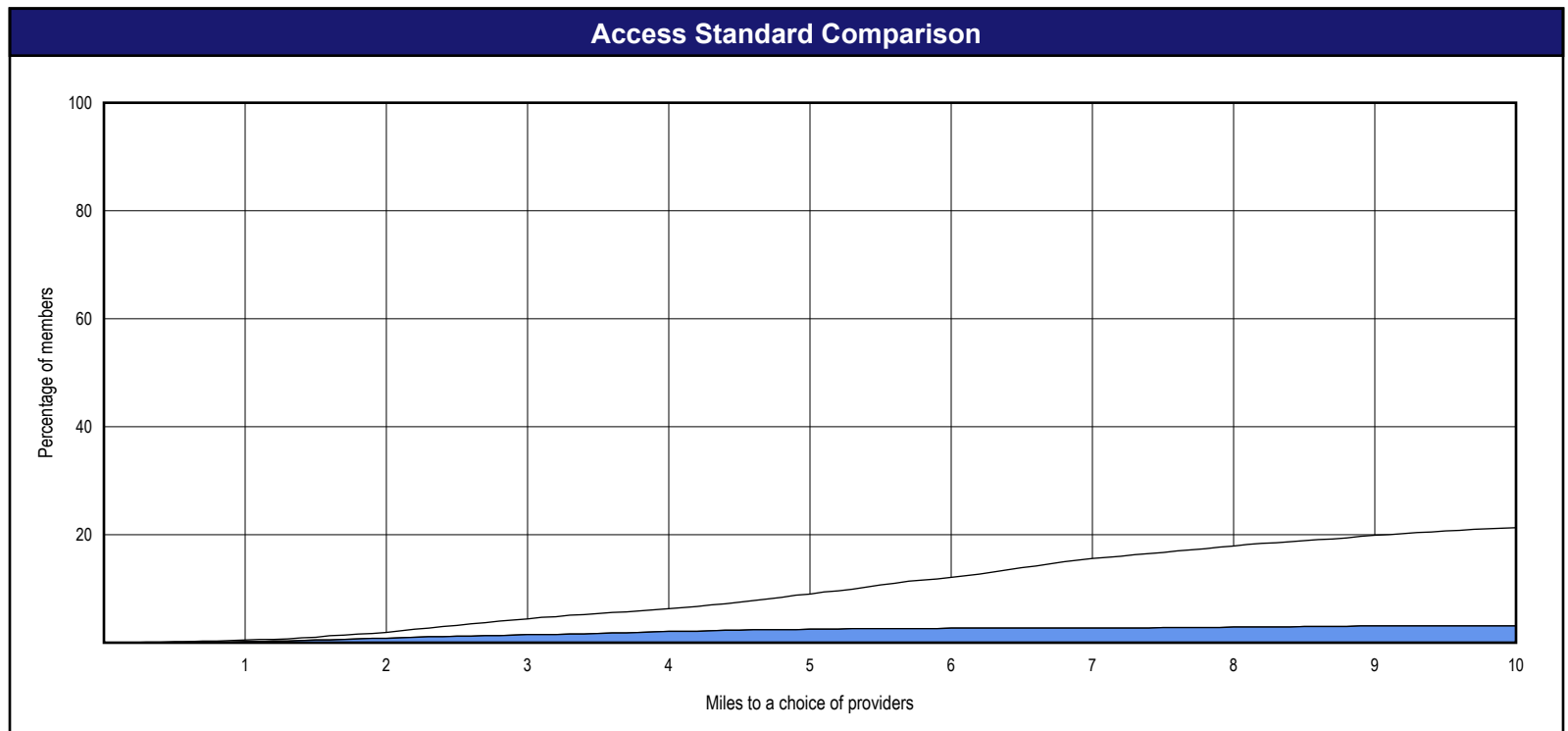
- 1st closest
- 2nd closest
- 3rd closest

<sup>1</sup> The Access Standard is defined as (DWP Members) members accessing:  
1 (Prosthodontists) provider in 90 miles or 90 minutes



### Distances/Times

	Average
Distance/Time to 1st closest provider	52.3 miles 72.3 mins
Distance/Time to 2nd closest provider	91.1 miles 133.2 mins
Distance/Time to 3rd closest provider	110.3 miles 166.7 mins



# Access Overview - Periodontists (90 miles/90 minutes)

April 15, 2019

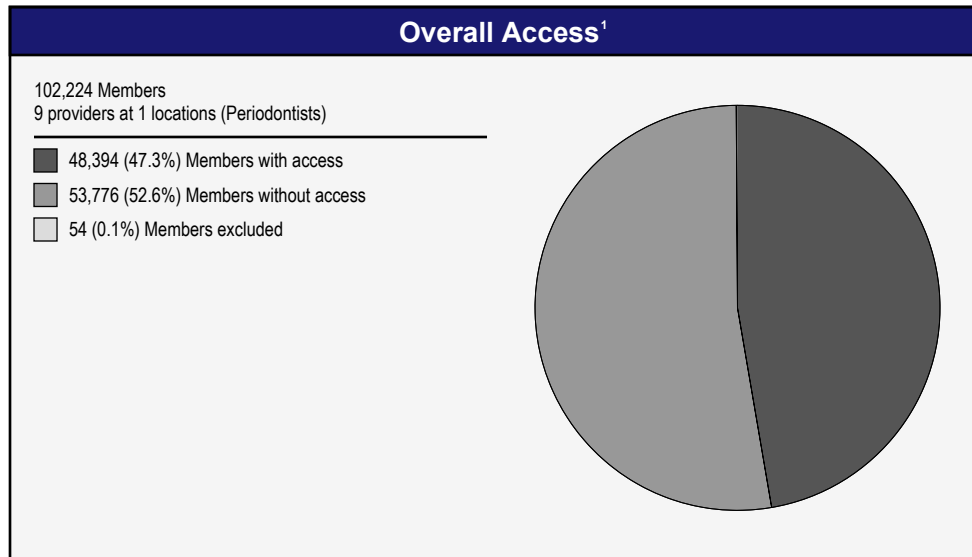
Access Analysis  
Periodontists 90

Member / Provider Groups  
DWP Members  
Periodontists

Comparison Graph  
Percent of members with access to a choice of providers over miles

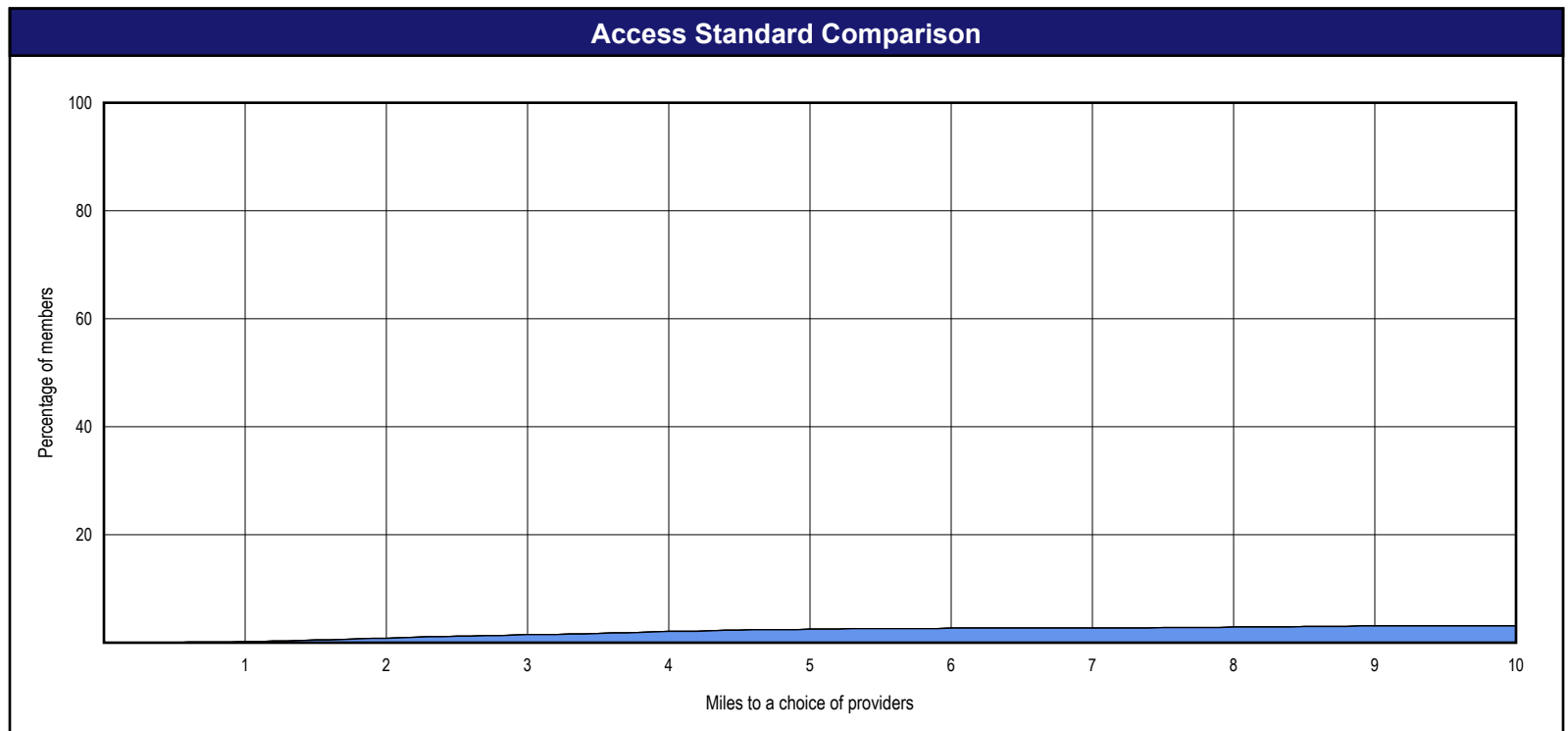
- 1st closest
- 2nd closest
- 3rd closest

<sup>1</sup> The Access Standard is defined as (DWP Members) members accessing:  
1 (Periodontists) provider in 90 miles or 90 minutes



### Distances/Times

	Average
Distance/Time to 1st closest provider	110.3 miles 166.7 mins
Distance/Time to 2nd closest provider	110.3 miles 166.7 mins
Distance/Time to 3rd closest provider	110.3 miles 166.7 mins



# All Dentists Access Map

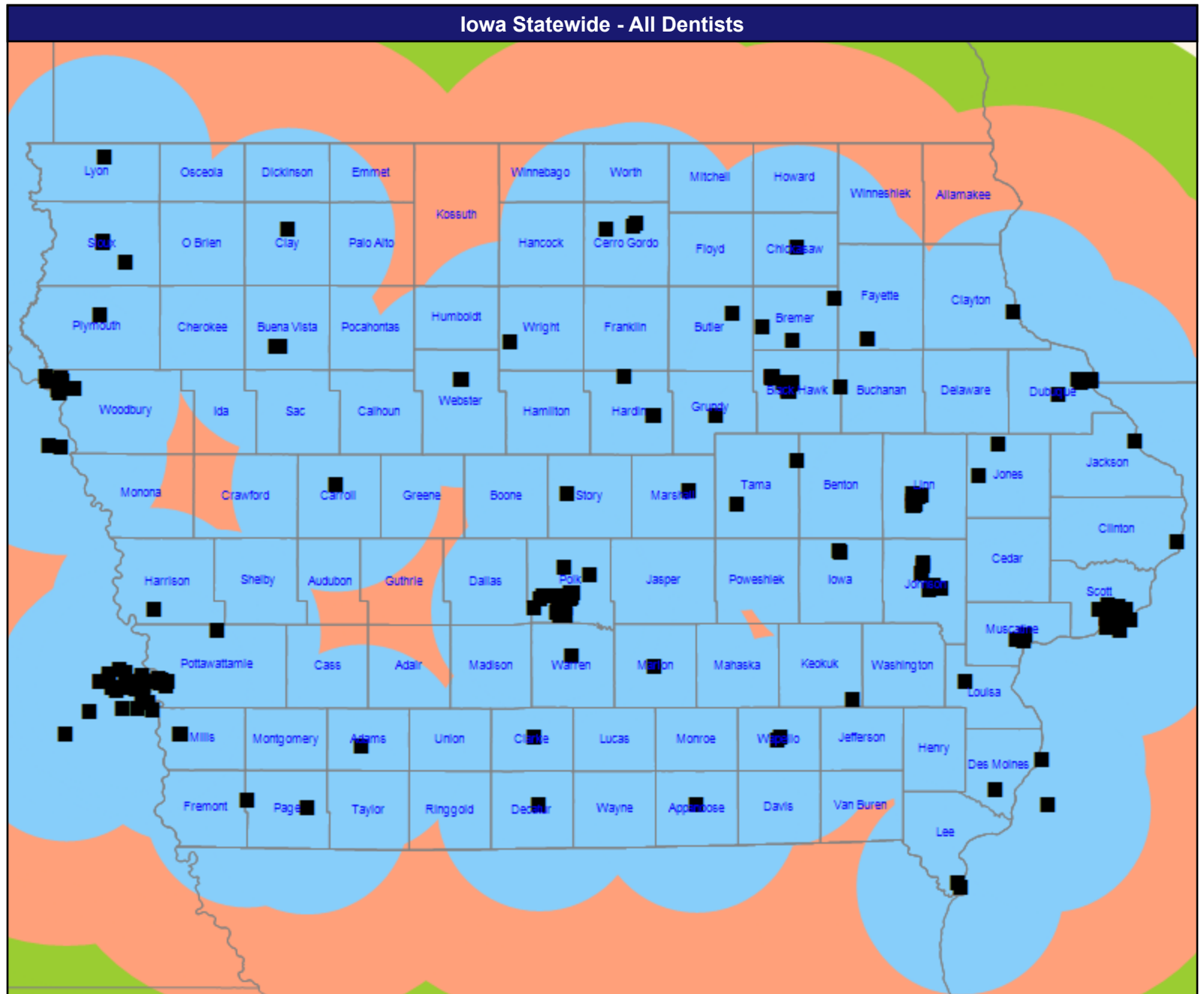
April 15, 2019

All Dentists

Total Providers: 799

- All providers
- 30 mile radius
- 60 mile radius
- 90 mile radius

41.42 miles



# General Dentists Access Map

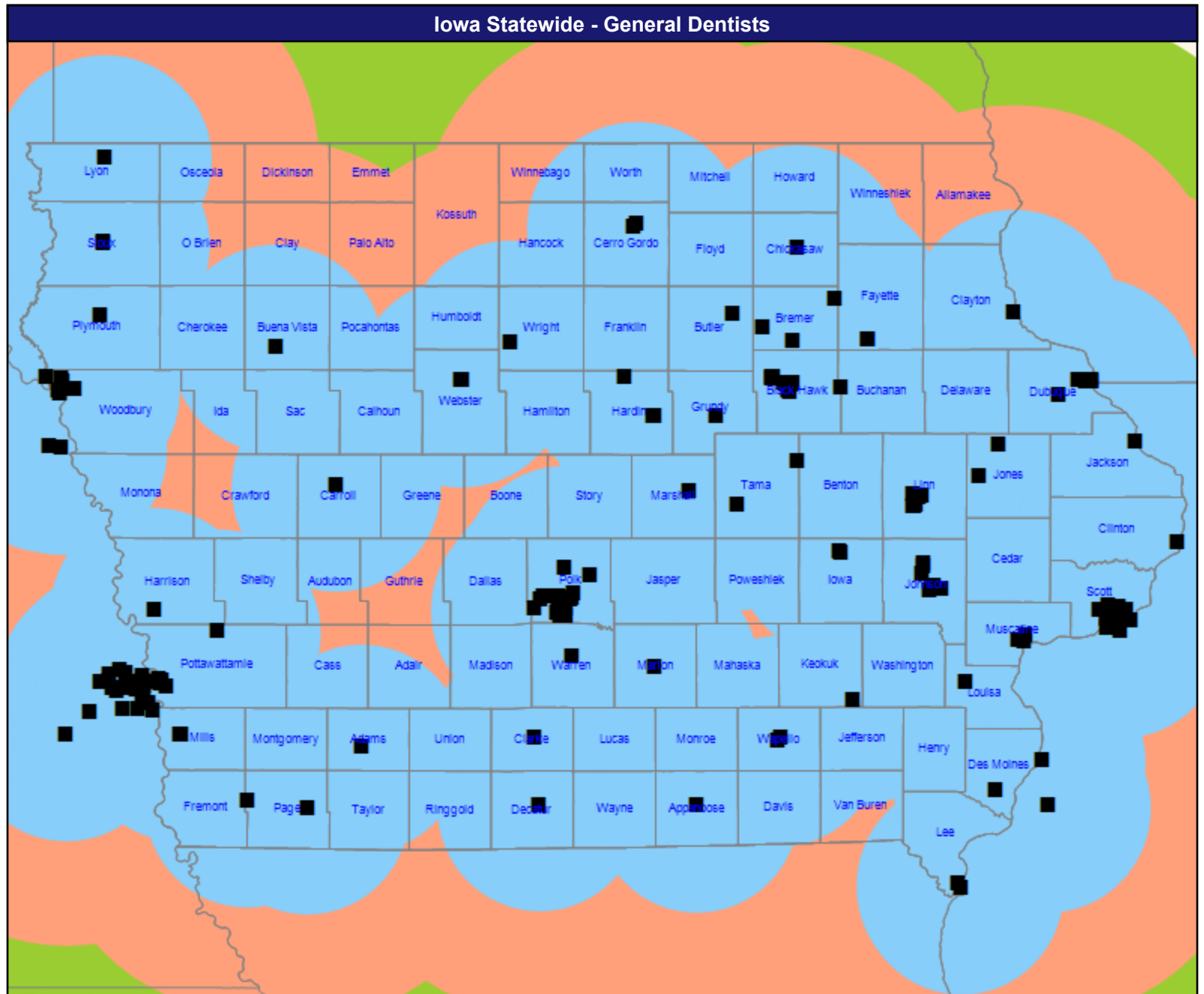
April 15, 2019

General Dentists

Total Providers: 614

- All providers
- 30 mile radius
- 60 mile radius
- 90 mile radius

41.42 miles



# Pediatric Dentists Access Map

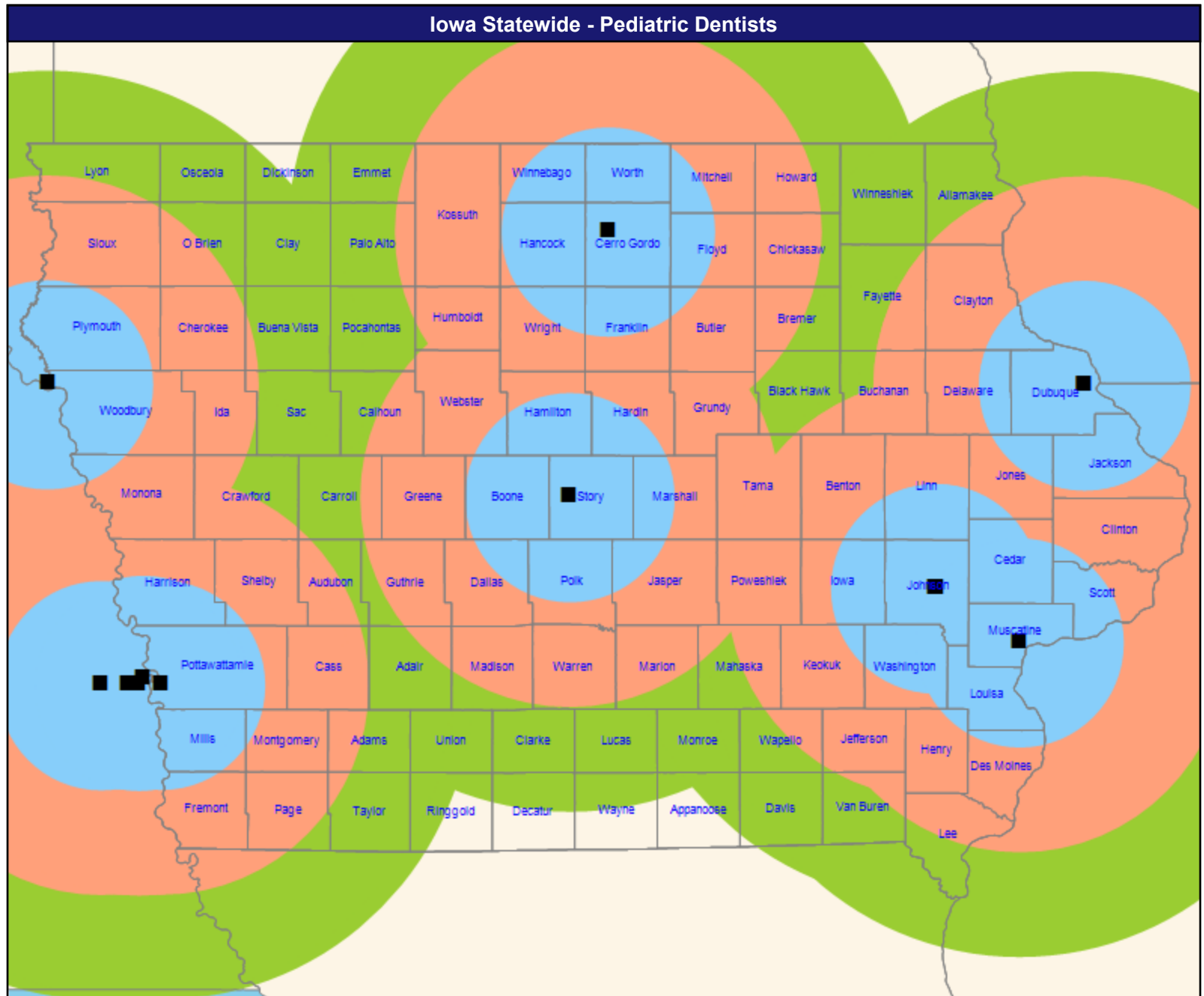
April 15, 2019

Pediatric Dentists

Total Providers: 35

- All providers
- 30 mile radius
- 60 mile radius
- 90 mile radius

41.42 miles



# Orthodontists Access Map

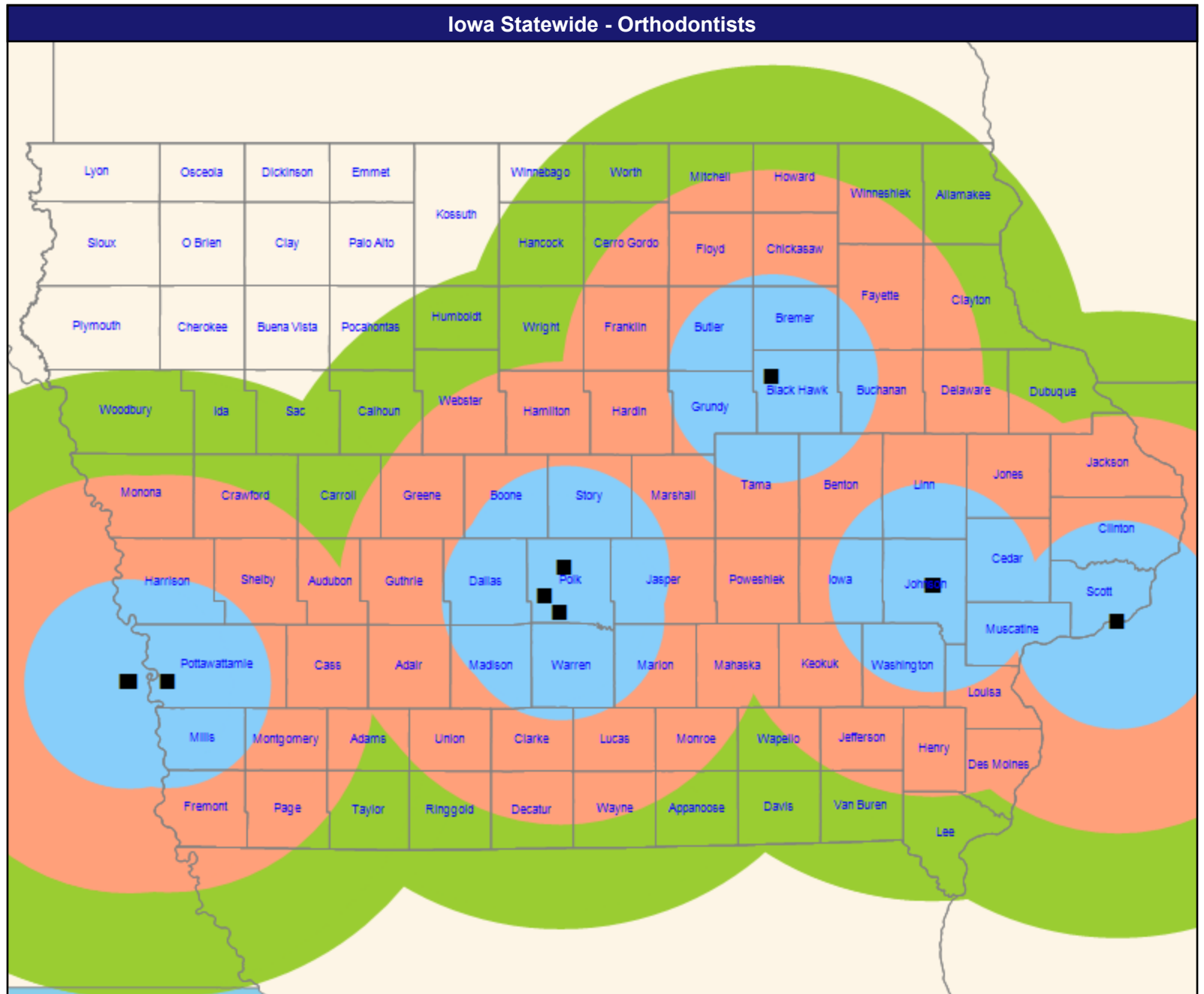
April 15, 2019

Orthodontists

Total Providers: 19

- All providers
- 30 mile radius
- 60 mile radius
- 90 mile radius

41.42 miles



# Oral Surgeons Access Map

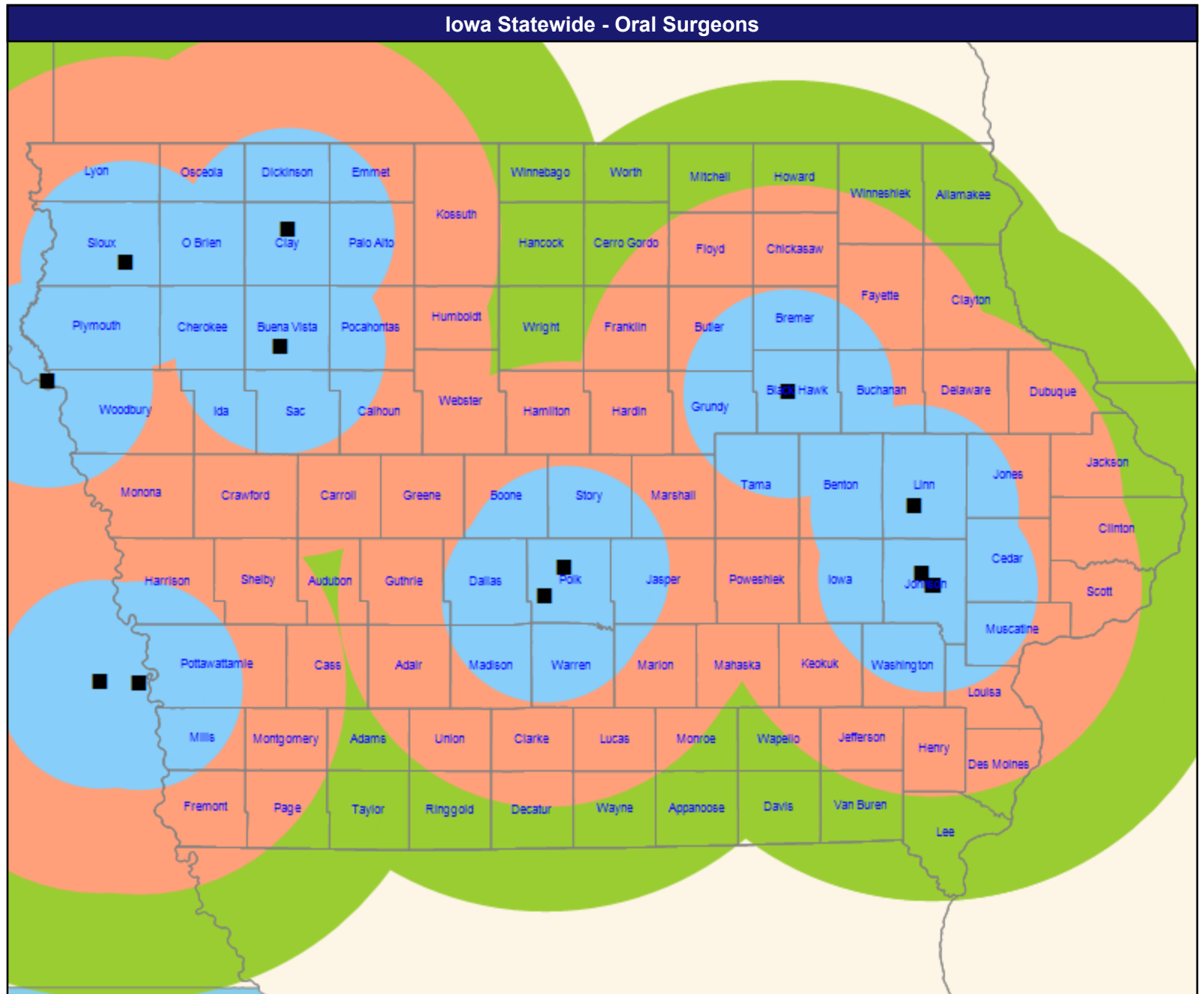
April 15, 2019

Oral Surgeons

Total Providers: 68

- All providers
- 30 mile radius
- 60 mile radius
- 90 mile radius

41.42 miles





# Endodontists Access Map

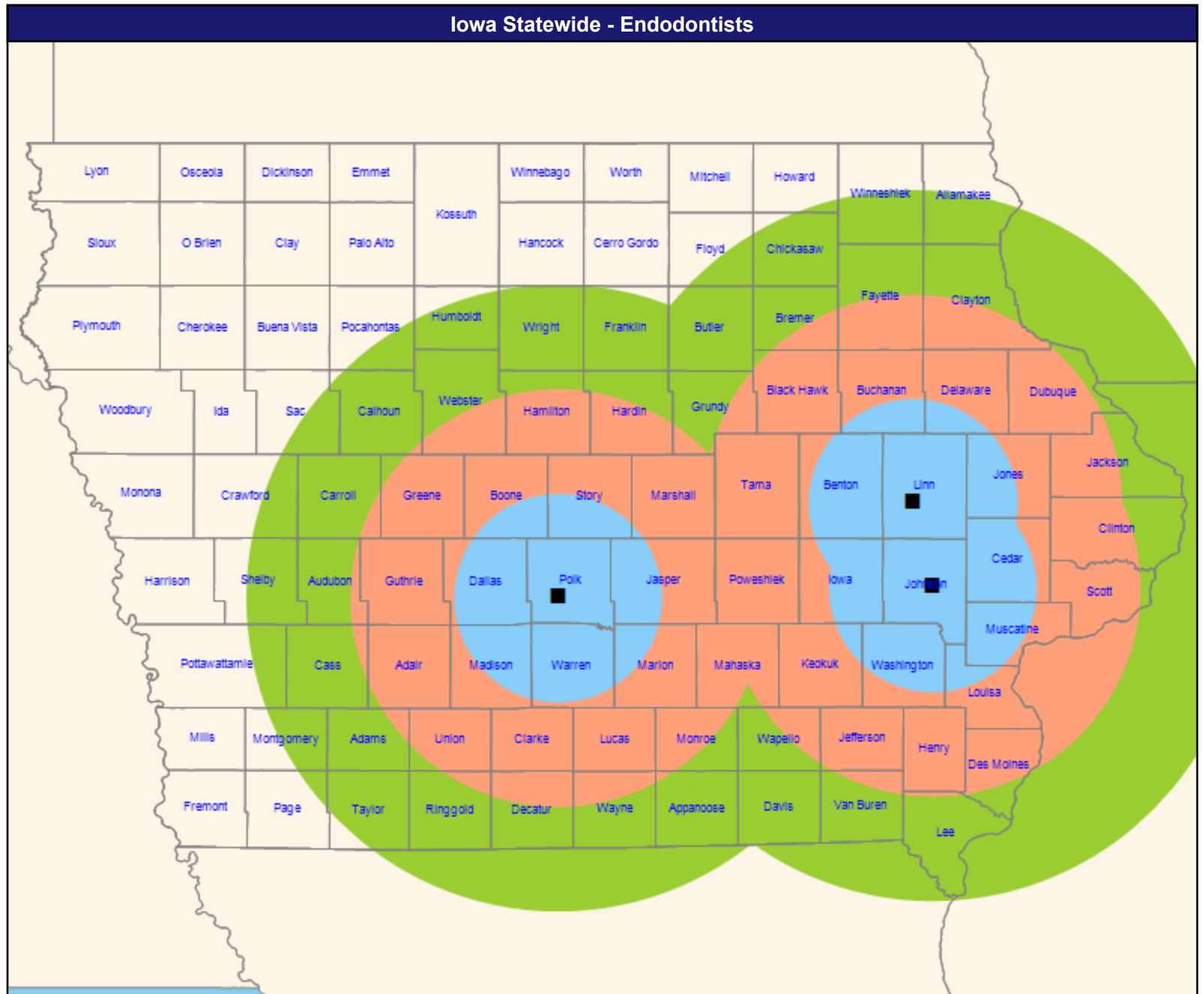
April 15, 2019

Endodontists

Total Providers: 10

- All providers
- 30 mile radius
- 60 mile radius
- 90 mile radius

41.42 miles



# Prosthodontists Access Map

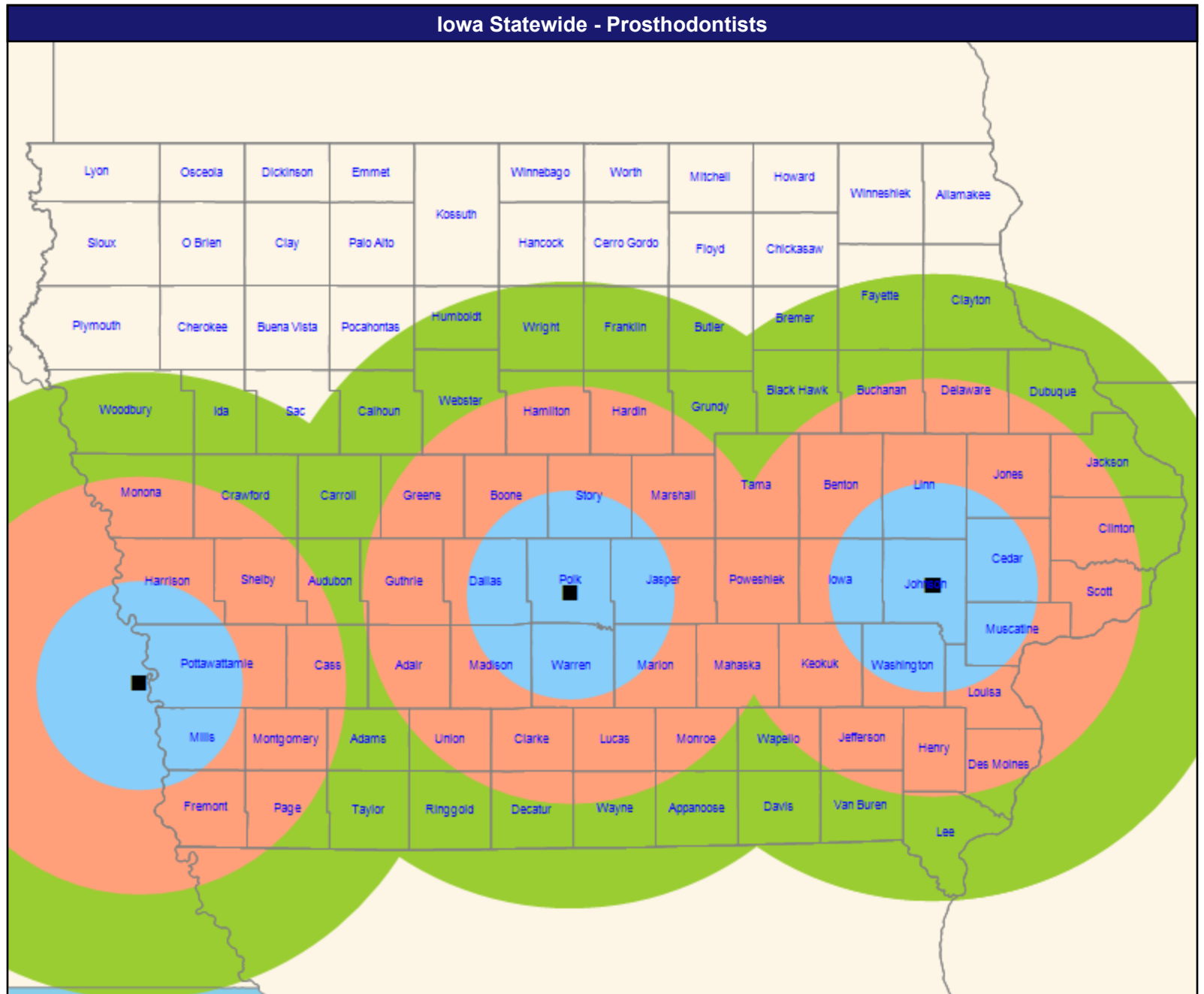
April 15, 2019

Prosthodontists

Total Providers: 19

- All providers
- 30 mile radius
- 60 mile radius
- 90 mile radius

41.42 miles



# Periodontists Access Map

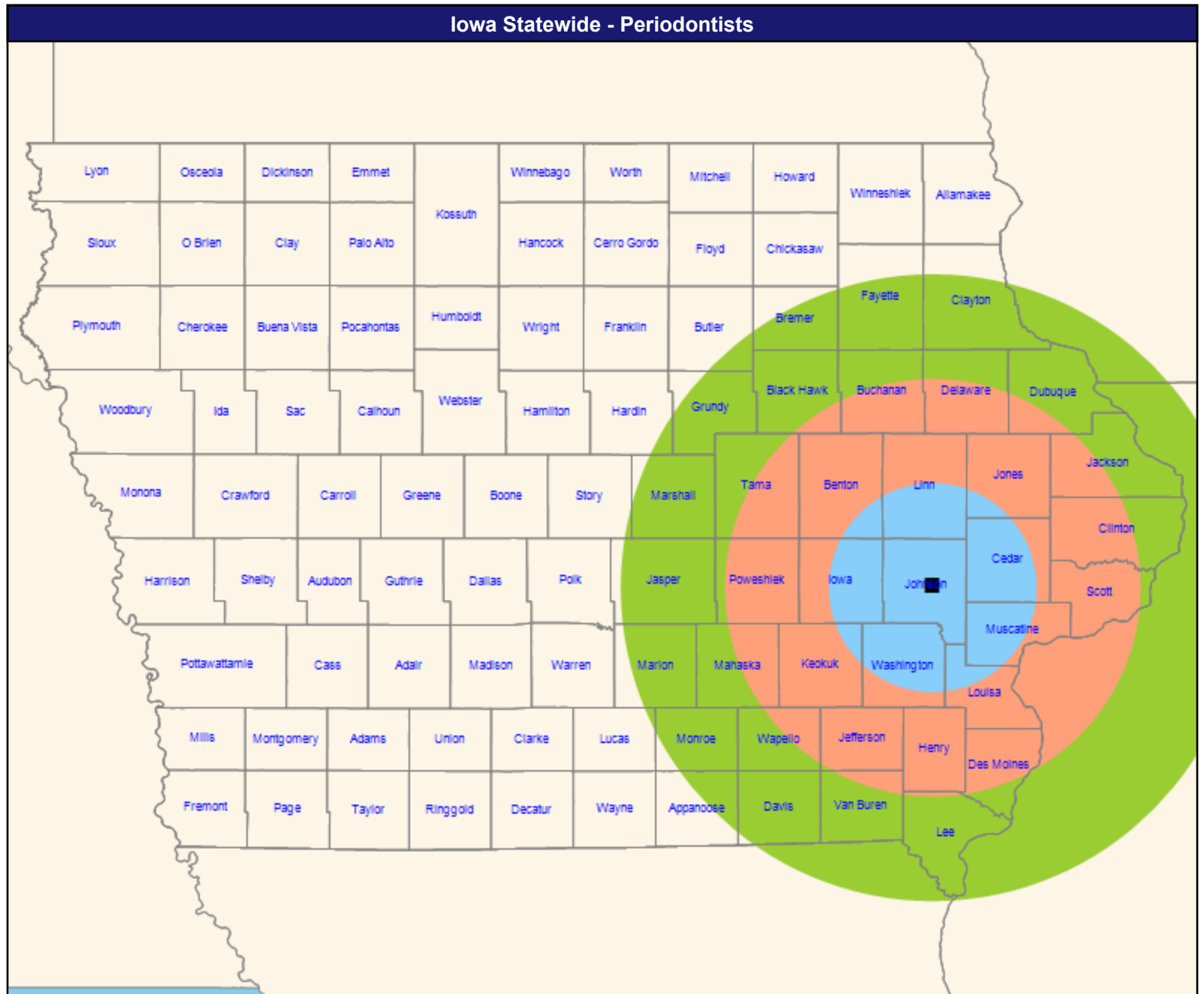
April 15, 2019

Periodontists

Total Providers: 9

- All providers
- 30 mile radius
- 60 mile radius
- 90 mile radius

41.42 miles



# Access Summary By County

April 15, 2019

Access Analysis  
All Dentists by Provider Type

Member Group  
DWP Members

Provider Group  
General Dentists  
Pediatric Dentists  
Orthodontists  
Oral Surgeons  
Endodontists  
Prosthodontists  
Periodontists

<sup>1</sup> Provider counts represent:  
#: Provider access points  
P: Unique providers  
L: Unique provider locations

\*\* These records have been excluded from the analysis because of invalid zip codes.

All Members													
Member		Provider		With Access		Without Access		Counts <sup>1</sup>			Average Distance		
Group	#	Group	Standard	#	%	#	%	#	P	L	1	2	3
DWP Members	102,170	General Dentists	1 in 30 miles or 30...	96,665	94.6	5,505	5.4	614	614	166	10.4	12.5	13.6
		General Dentists	1 in 60 miles or 60...	101,617	99.5	553	0.5	614	614	166	10.4	12.5	13.6
Provider Group		General Dentists	1 in 90 miles or 90...	101,701	99.5	469	0.5	614	614	166	10.4	12.5	13.6
		Pediatric Dentists	1 in 30 miles or 30...	40,110	39.3	62,060	60.7	35	35	13	40.6	64.8	77.5
		Pediatric Dentists	1 in 60 miles or 60...	80,935	79.2	21,235	20.8	35	35	13	40.6	64.8	77.5
		Pediatric Dentists	1 in 90 miles or 90...	99,987	97.9	2,183	2.1	35	35	13	40.6	64.8	77.5
		Orthodontists	1 in 30 miles or 30...	53,526	52.4	48,644	47.6	19	19	10	39.6	50.9	52.5
		Orthodontists	1 in 60 miles or 60...	74,365	72.8	27,805	27.2	19	19	10	39.6	50.9	52.5
		Orthodontists	1 in 90 miles or 90...	94,883	92.9	7,287	7.1	19	19	10	39.6	50.9	52.5
		Oral Surgeons	1 in 30 miles or 30...	54,309	53.2	47,861	46.8	68	68	13	34.0	41.9	63.0
		Oral Surgeons	1 in 60 miles or 60...	83,450	81.7	18,720	18.3	68	68	13	34.0	41.9	63.0
		Oral Surgeons	1 in 90 miles or 90...	101,516	99.4	654	0.6	68	68	13	34.0	41.9	63.0
		Endodontists	1 in 30 miles or 30...	34,306	33.6	67,864	66.4	10	10	3	58.6	58.6	62.8
		Endodontists	1 in 60 miles or 60...	59,402	58.1	42,768	41.9	10	10	3	58.6	58.6	62.8
		Endodontists	1 in 90 miles or 90...	81,473	79.7	20,697	20.3	10	10	3	58.6	58.6	62.8
		Prosthodontists	1 in 30 miles or 30...	38,487	37.7	63,683	62.3	19	19	4	52.3	91.1	110.3
		Prosthodontists	1 in 60 miles or 60...	62,062	60.7	40,108	39.3	19	19	4	52.3	91.1	110.3
		Prosthodontists	1 in 90 miles or 90...	89,149	87.3	13,021	12.7	19	19	4	52.3	91.1	110.3
Periodontists	1 in 30 miles or 30...	12,317	12.1	89,853	87.9	9	9	1	110.3	110.3	110.3		
Periodontists	1 in 60 miles or 60...	25,960	25.4	76,210	74.6	9	9	1	110.3	110.3	110.3		
Periodontists	1 in 90 miles or 90...	48,394	47.4	53,776	52.6	9	9	1	110.3	110.3	110.3		

Key Geographic Areas										
County	Member	Provider		With Access		Without Access		Average Distance		
	#	Group	Standard	#	%	#	%	1	2	3
Polk, IA	17,086	Endodontists	1 in 30 miles or 30 mins	17,086	100.0	0	0.0	5.3	5.3	5.3
		Endodontists	1 in 60 miles or 60 mins	17,086	100.0	0	0.0	5.3	5.3	5.3
		Endodontists	1 in 90 miles or 90 mins	17,086	100.0	0	0.0	5.3	5.3	5.3
		General Dentists	1 in 30 miles or 30 mins	17,086	100.0	0	0.0	1.7	2.1	2.3
		General Dentists	1 in 60 miles or 60 mins	17,086	100.0	0	0.0	1.7	2.1	2.3
		General Dentists	1 in 90 miles or 90 mins	17,086	100.0	0	0.0	1.7	2.1	2.3
		Oral Surgeons	1 in 30 miles or 30 mins	17,086	100.0	0	0.0	6.5	12.0	97.5
		Oral Surgeons	1 in 60 miles or 60 mins	17,086	100.0	0	0.0	6.5	12.0	97.5
		Oral Surgeons	1 in 90 miles or 90 mins	17,086	100.0	0	0.0	6.5	12.0	97.5
		Orthodontists	1 in 30 miles or 30 mins	17,086	100.0	0	0.0	4.5	4.5	8.9
		Orthodontists	1 in 60 miles or 60 mins	17,086	100.0	0	0.0	4.5	4.5	8.9
		Orthodontists	1 in 90 miles or 90 mins	17,086	100.0	0	0.0	4.5	4.5	8.9
		Pediatric Dentists	1 in 60 miles or 60 mins	17,086	100.0	0	0.0	31.2	107.2	109.4
		Pediatric Dentists	1 in 90 miles or 90 mins	17,086	100.0	0	0.0	31.2	107.2	109.4