



Network Access Analysis

Dental Wellness Plan

MCNA Dental

January 21, 2019

Contents

Report Contents

Access Overview - All Dentists (30 miles/30 minutes)	4
Access Overview - General Dentists (30 miles/30 minutes)	5
Access Overview - Pediatric Dentists (30 miles/30 minutes)	6
Access Overview - Orthodontists (30 miles/30 minutes)	7
Access Overview - Oral Surgeons (30 miles/30 minutes)	8
Access Overview - Endodontists (30 miles/30 minutes)	9
Access Overview - Prosthodontists (30 miles/30 minutes)	10
Access Overview - Periodontists (30 miles/30 minutes)	11
Access Overview - All Dentists (60 miles/60 minutes)	12
Access Overview - General Dentists (60 miles/60 minutes)	13
Access Overview - Pediatric Dentists (60 miles/60 minutes)	14
Access Overview - Orthodontists (60 miles/60 minutes)	15
Access Overview - Oral Surgeons (60 miles/60 minutes)	16
Access Overview - Endodontists (60 miles/60 minutes)	17
Access Overview - Prosthodontists (60 miles/60 minutes)	18
Access Overview - Periodontists (60 miles/60 minutes)	19
Access Overview - All Dentists (90 miles/90 minutes)	20
Access Overview - General Dentists (90 miles/90 minutes)	21
Access Overview - Pediatric Dentists (90 miles/90 minutes)	22
Access Overview - Orthodontists (90 miles/90 minutes)	23
Access Overview - Oral Surgeons (90 miles/90 minutes)	24
Access Overview - Endodontists (90 miles/90 minutes)	25
Access Overview - Prosthodontists (90 miles/90 minutes)	26
Access Overview - Periodontists (90 miles/90 minutes)	27

Contents

Report Contents

All Dentists Access Map	28
General Dentists Access Map	29
Pediatric Dentists Access Map	30
Orthodontists Access Map	31
Oral Surgeons Access Map	32
Endodontists Access Map	33
Prosthodontists Access Map	34
Periodontists Access Map	35
Access Summary By County	36
Access Detail By County	37

Access Overview - All Dentists (30 miles/30 minutes)

January 21, 2019

Access Analysis

All Dentists 30

Member / Provider Groups

DWP Members


All Dentists

Comparison Graph

Percent of members with access to a choice of providers over miles

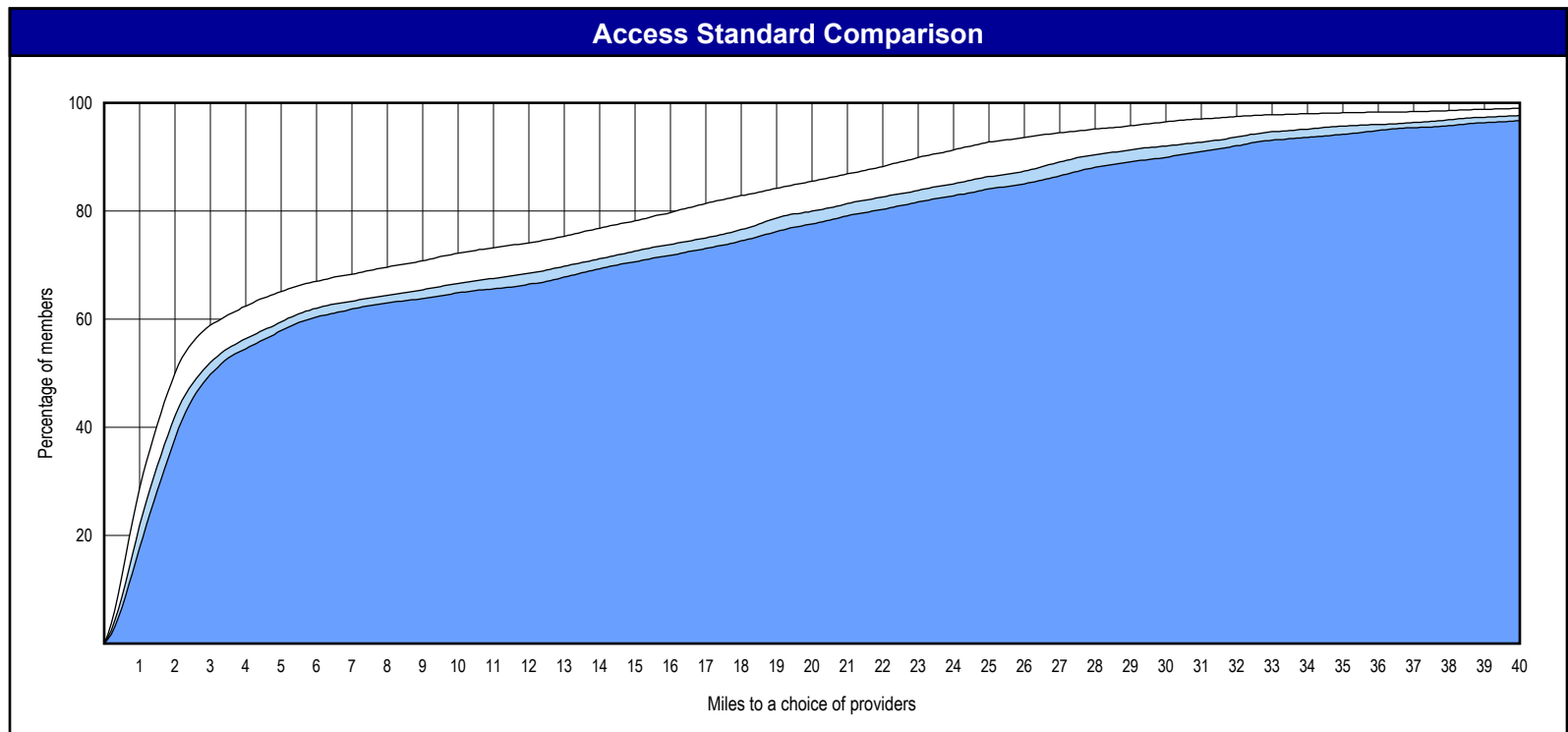
- 1st closest
- 2nd closest
- 3rd closest

¹ The Access Standard is defined as (DWP Members) members accessing:
1 (All Dentists) provider in 30 miles or 30 minutes



Distances/Times

	Average
Distance/Time to 1st closest provider	9.4 miles 10.7 mins
Distance/Time to 2nd closest provider	11.5 miles 13.1 mins
Distance/Time to 3rd closest provider	12.4 miles 14.1 mins



Access Overview - General Dentists (30 miles/30 minutes)

January 21, 2019


Access Analysis
General Dentists 30

Member / Provider Groups
DWP Members
General Dentists

Comparison Graph
Percent of members with access to a choice of providers over miles

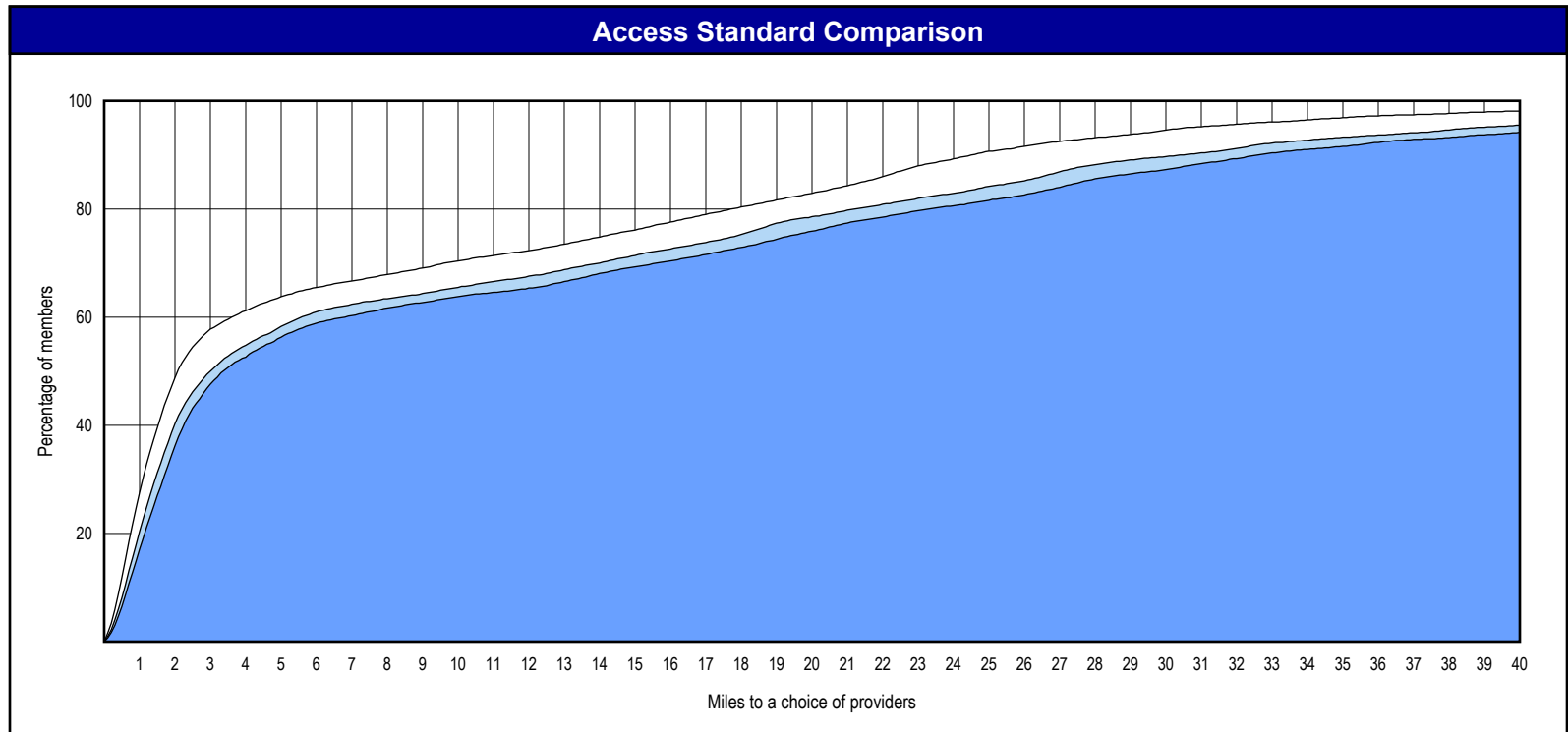
- 1st closest
- 2nd closest
- 3rd closest

¹ The Access Standard is defined as (DWP Members) members accessing:
1 (General Dentists) provider in 30 miles or 30 minutes



Distances/Times

	Average
Distance/Time to 1st closest provider	10.2 miles 11.6 mins
Distance/Time to 2nd closest provider	12.4 miles 14.1 mins
Distance/Time to 3rd closest provider	13.5 miles 15.4 mins



Access Overview - Pediatric Dentists (30 miles/30 minutes)

January 21, 2019

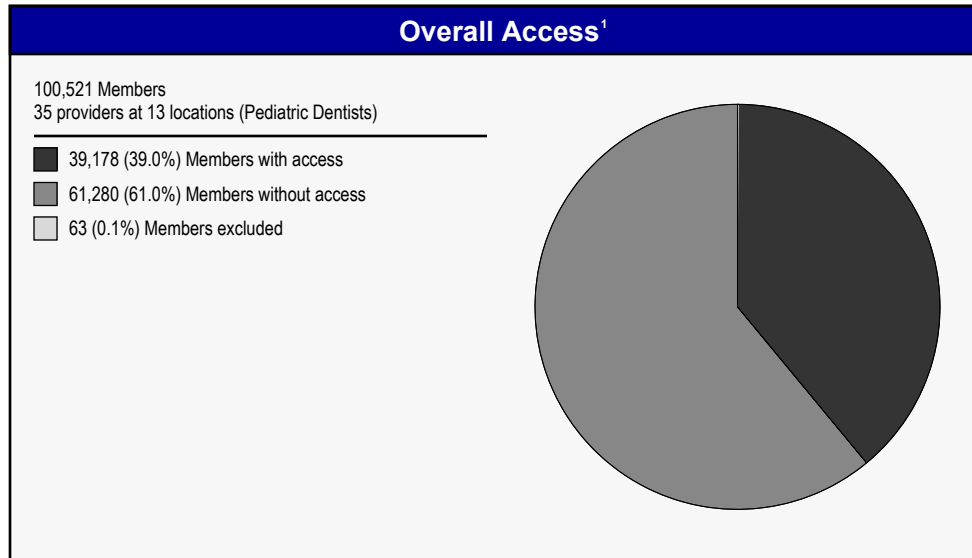
Access Analysis
Pediatric Dentists 30

Member / Provider Groups
DWP Members
Pediatric Dentists

Comparison Graph
Percent of members with access to a choice of providers over miles

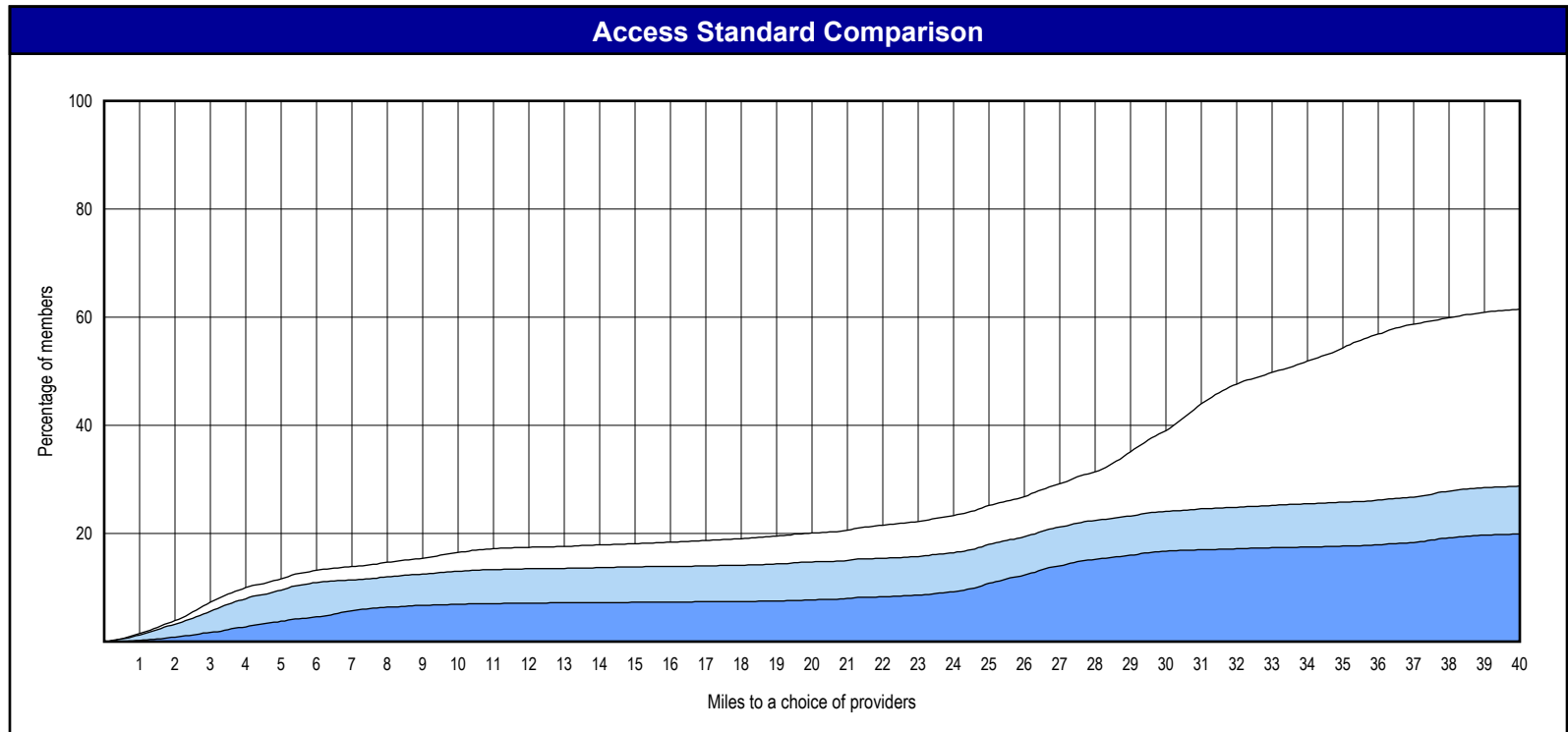
- 1st closest
- 2nd closest
- 3rd closest

¹ The Access Standard is defined as (DWP Members) members accessing:
1 (Pediatric Dentists) provider in 30 miles or 30 minutes



Distances/Times

	Average
Distance/Time to 1st closest provider	40.7 miles 47.7 mins
Distance/Time to 2nd closest provider	64.8 miles 80.9 mins
Distance/Time to 3rd closest provider	77.4 miles 103.3 mins



Access Overview - Orthodontists (30 miles/30 minutes)

January 21, 2019

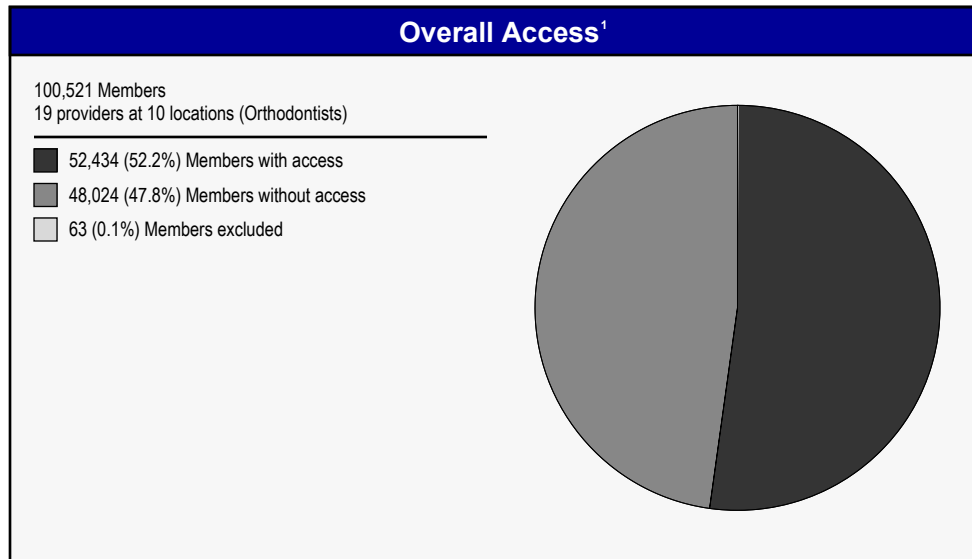
Access Analysis
Orthodontists 30

Member / Provider Groups
DWP Members
Orthodontists

Comparison Graph
Percent of members with access to a choice of providers over miles

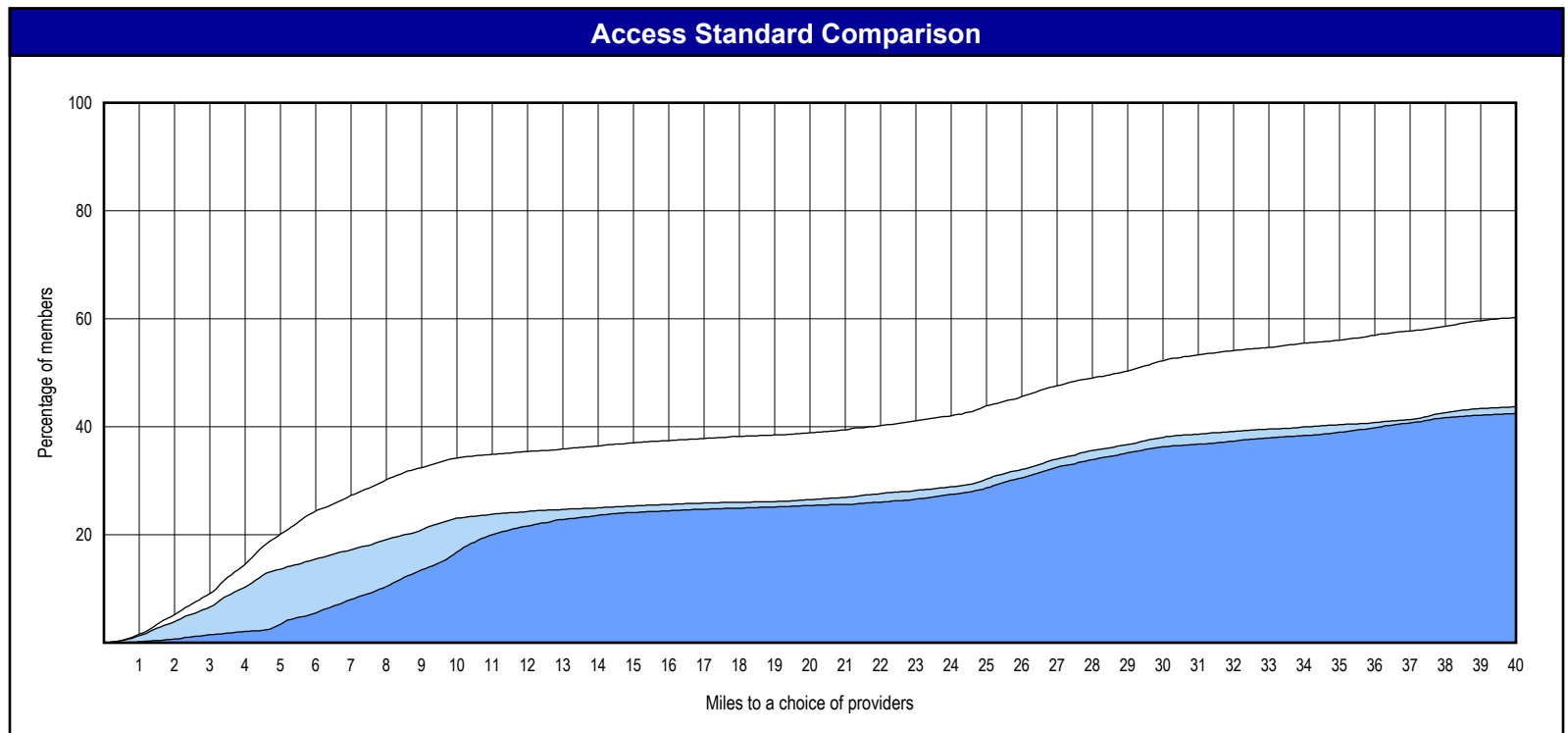
- 1st closest
- 2nd closest
- 3rd closest

¹ The Access Standard is defined as (DWP Members) members accessing:
1 (Orthodontists) provider in 30 miles or 30 minutes



Distances/Times

	Average
Distance/Time to 1st closest provider	39.6 miles 48.7 mins
Distance/Time to 2nd closest provider	51.0 miles 67.9 mins
Distance/Time to 3rd closest provider	52.6 miles 70.5 mins



Access Overview - Oral Surgeons (30 miles/30 minutes)

January 21, 2019

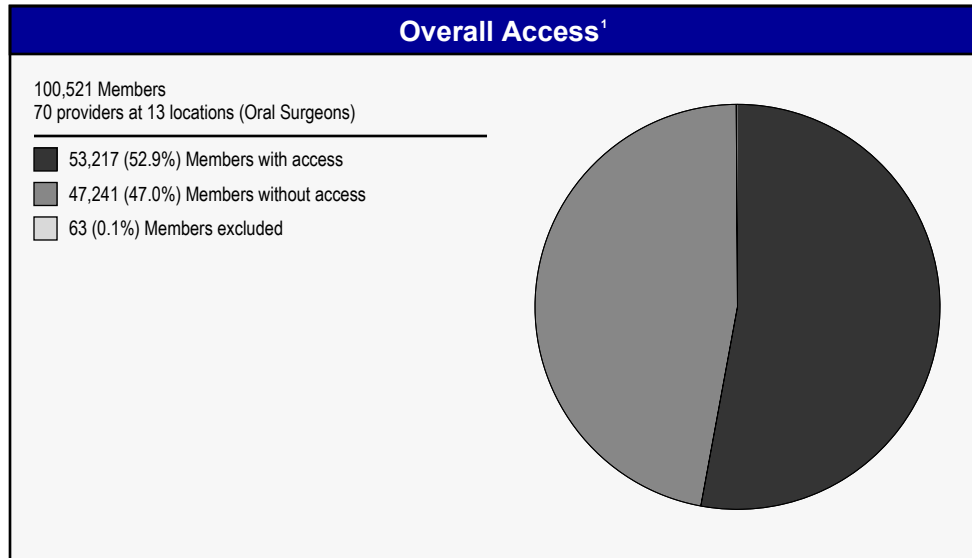
Access Analysis
Oral Surgeons 30

Member / Provider Groups
DWP Members
Oral Surgeons

Comparison Graph
Percent of members with access to a choice of providers over miles

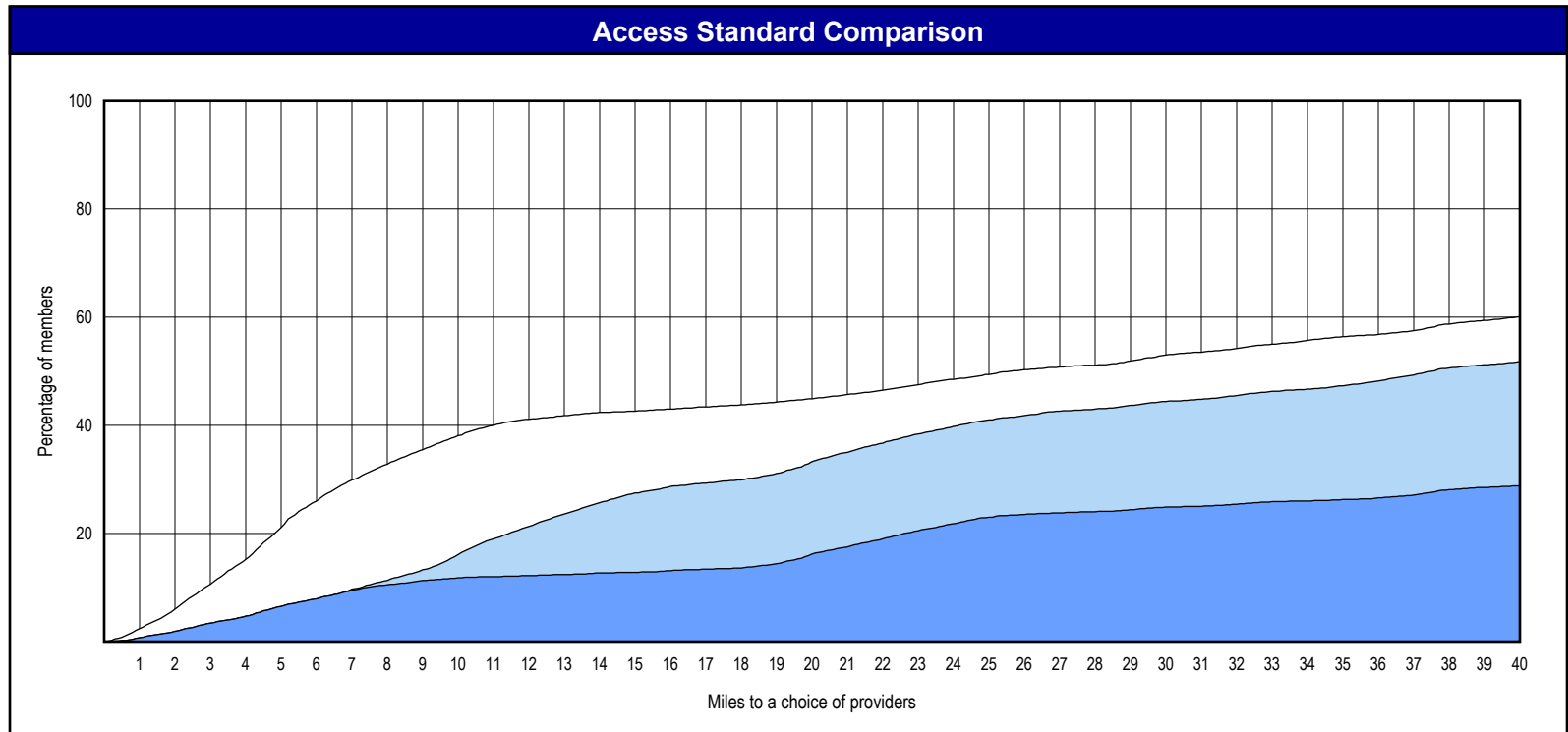
- 1st closest
- 2nd closest
- 3rd closest

¹ The Access Standard is defined as (DWP Members) members accessing:
1 (Oral Surgeons) provider in 30 miles or 30 minutes



Distances/Times

	Average
Distance/Time to 1st closest provider	34.0 miles 41.9 mins
Distance/Time to 2nd closest provider	42.0 miles 51.7 mins
Distance/Time to 3rd closest provider	62.9 miles 80.0 mins



Access Overview - Endodontists (30 miles/30 minutes)

January 21, 2019


Access Analysis
Endodontists 30

Member / Provider Groups
DWP Members
Endodontists

Comparison Graph
Percent of members with access to a choice of providers over miles

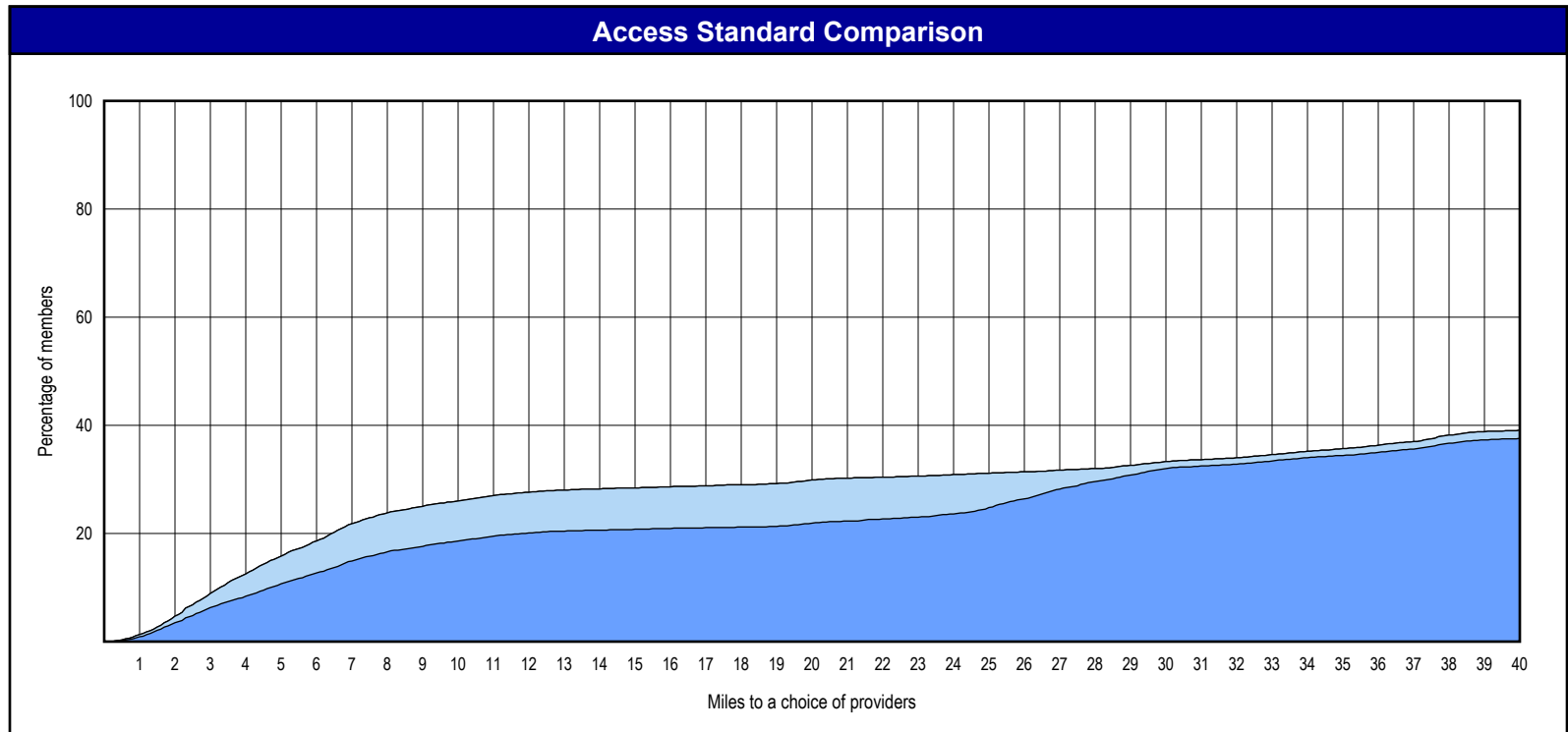
- 1st closest
- 2nd closest
- 3rd closest

¹ The Access Standard is defined as (DWP Members) members accessing:
1 (Endodontists) provider in 30 miles or 30 minutes



Distances/Times

	Average
Distance/Time to 1st closest provider	58.6 miles 83.0 mins
Distance/Time to 2nd closest provider	58.6 miles 83.0 mins
Distance/Time to 3rd closest provider	62.8 miles 92.4 mins



Access Overview - Prosthodontists (30 miles/30 minutes)

January 21, 2019


Access Analysis
Prosthodontists 30

Member / Provider Groups
DWP Members
Prosthodontists

Comparison Graph
Percent of members with access to a choice of providers over miles

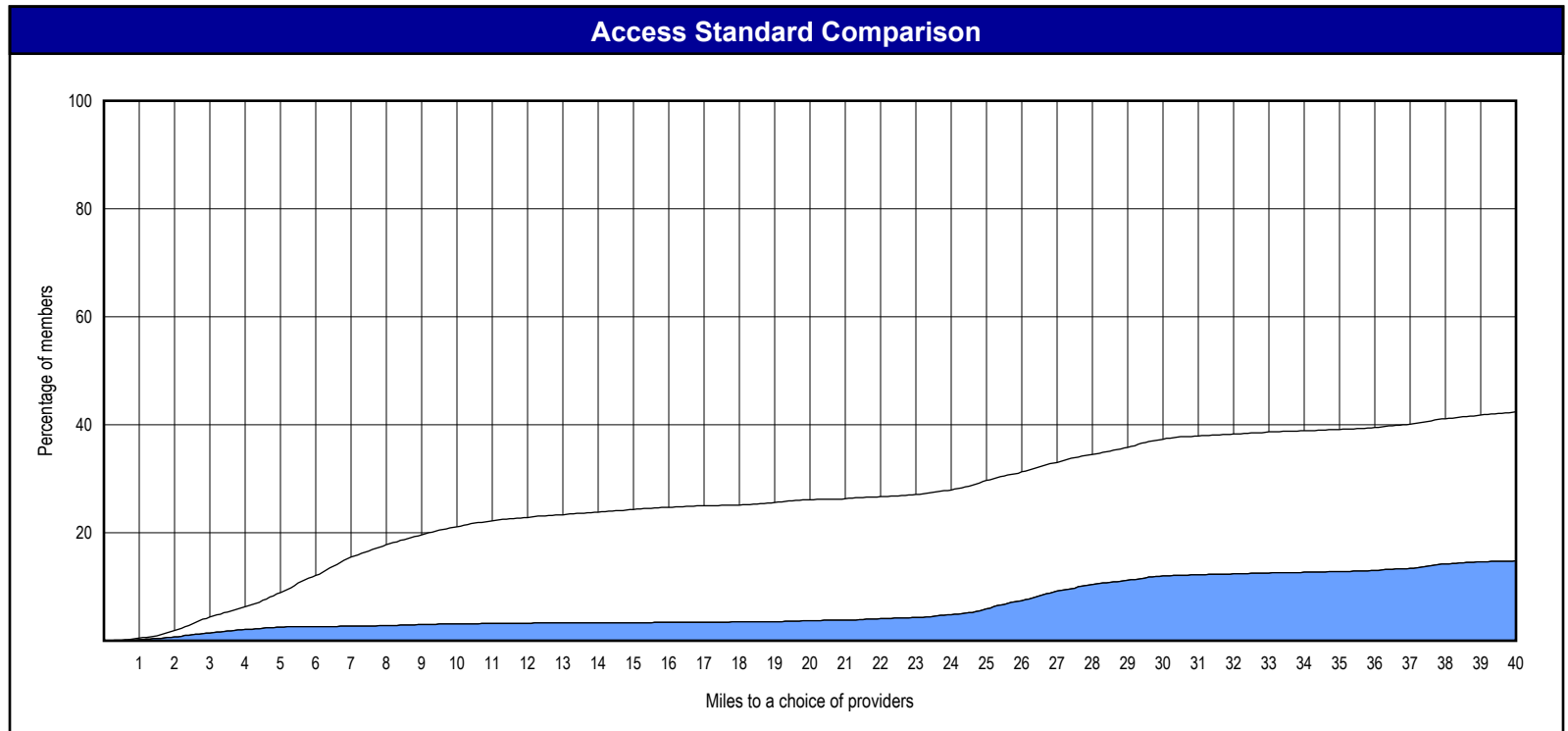
- 1st closest
- 2nd closest
- 3rd closest

¹ The Access Standard is defined as (DWP Members) members accessing:
1 (Prosthodontists) provider in 30 miles or 30 minutes



Distances/Times

	Average
Distance/Time to 1st closest provider	52.4 miles 72.3 mins
Distance/Time to 2nd closest provider	91.0 miles 132.8 mins
Distance/Time to 3rd closest provider	110.3 miles 166.5 mins



Access Overview - Periodontists (30 miles/30 minutes)

January 21, 2019


Access Analysis
Periodontists 30

Member / Provider Groups
DWP Members
Periodontists

Comparison Graph
Percent of members with access to a choice of providers over miles

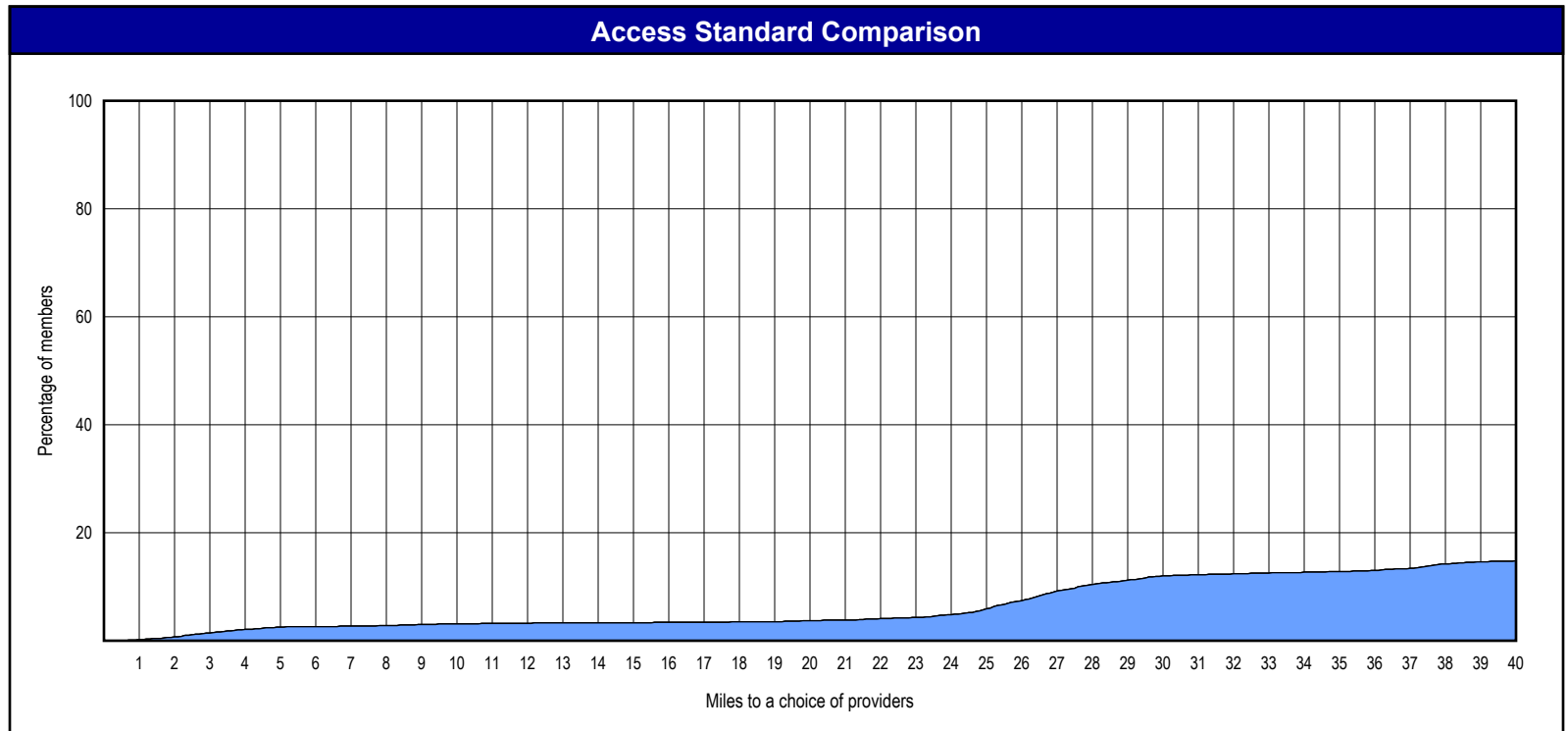
- 1st closest
- 2nd closest
- 3rd closest

¹ The Access Standard is defined as (DWP Members) members accessing:
1 (Periodontists) provider in 30 miles or 30 minutes



Distances/Times

	Average
Distance/Time to 1st closest provider	110.4 miles 166.6 mins
Distance/Time to 2nd closest provider	110.4 miles 166.6 mins
Distance/Time to 3rd closest provider	110.4 miles 166.6 mins



Access Overview - All Dentists (60 miles/60 minutes)

January 21, 2019

Access Analysis

All Dentists 60

Member / Provider Groups

DWP Members


All Dentists

Comparison Graph

Percent of members with access to a choice of providers over miles

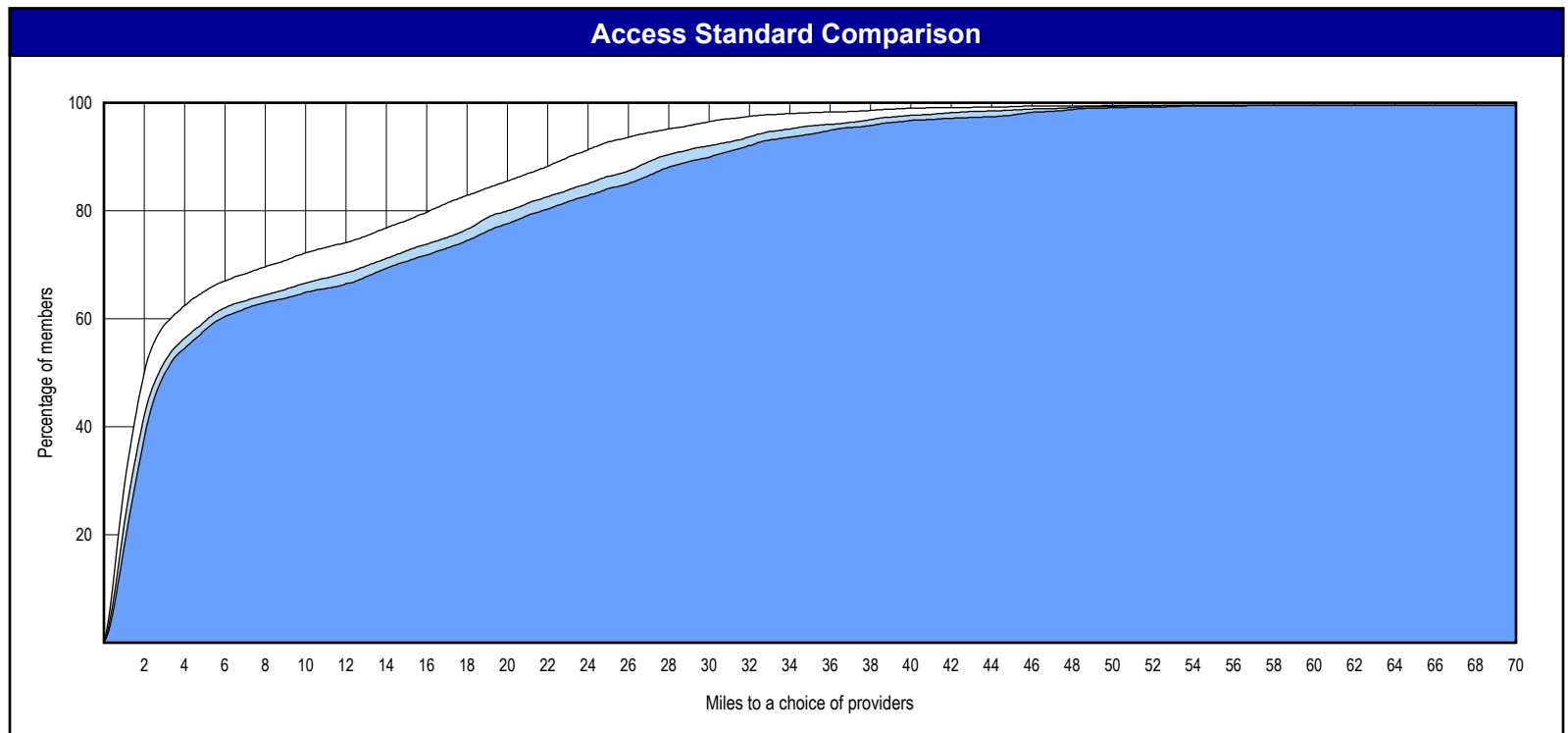
- 1st closest
- 2nd closest
- 3rd closest

¹ The Access Standard is defined as (DWP Members) members accessing:
 1 (All Dentists) provider in 60 miles or 60 minutes



Distances/Times

	Average
Distance/Time to 1st closest provider	9.4 miles 10.7 mins
Distance/Time to 2nd closest provider	11.5 miles 13.1 mins
Distance/Time to 3rd closest provider	12.4 miles 14.1 mins



Access Overview - General Dentists (60 miles/60 minutes)

January 21, 2019


Access Analysis
General Dentists 60

Member / Provider Groups
DWP Members
General Dentists

Comparison Graph
Percent of members with access to a choice of providers over miles

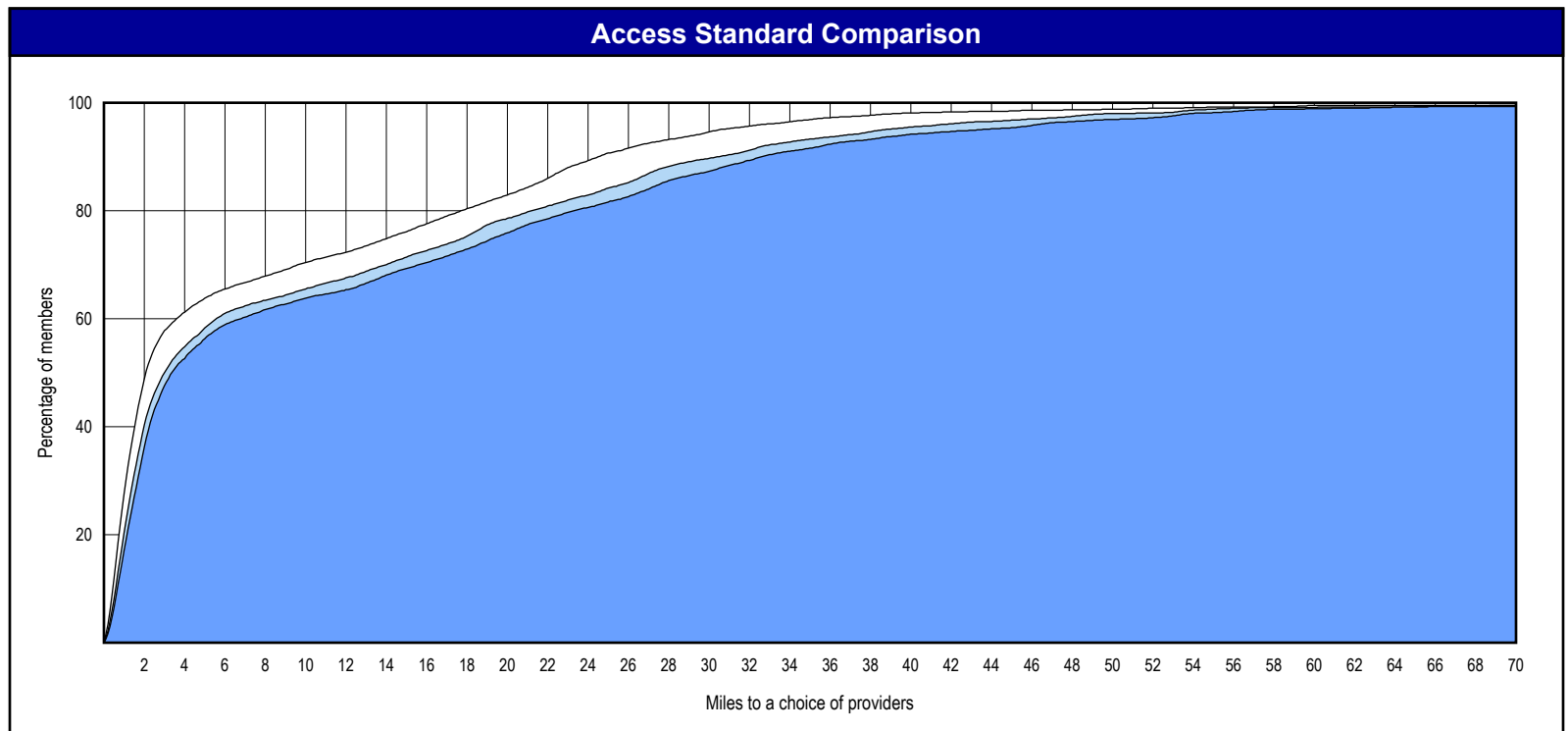
- 1st closest
- 2nd closest
- 3rd closest

¹ The Access Standard is defined as (DWP Members) members accessing:
1 (General Dentists) provider in 60 miles or 60 minutes



Distances/Times

	Average
Distance/Time to 1st closest provider	10.2 miles 11.6 mins
Distance/Time to 2nd closest provider	12.4 miles 14.1 mins
Distance/Time to 3rd closest provider	13.5 miles 15.4 mins



Access Overview - Pediatric Dentists (60 miles/60 minutes)

January 21, 2019

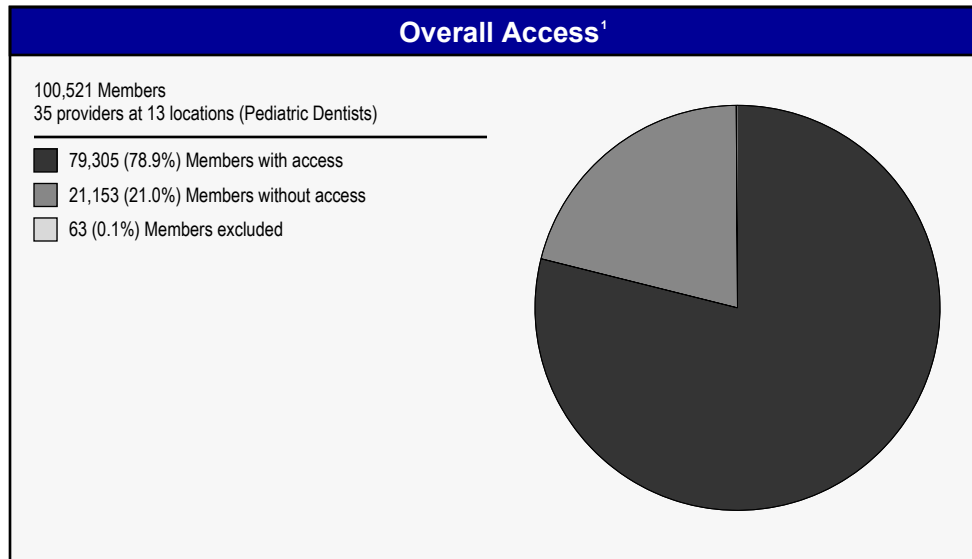
Access Analysis
Pediatric Dentists 60

Member / Provider Groups
DWP Members
Pediatric Dentists

Comparison Graph
Percent of members with access to a choice of providers over miles

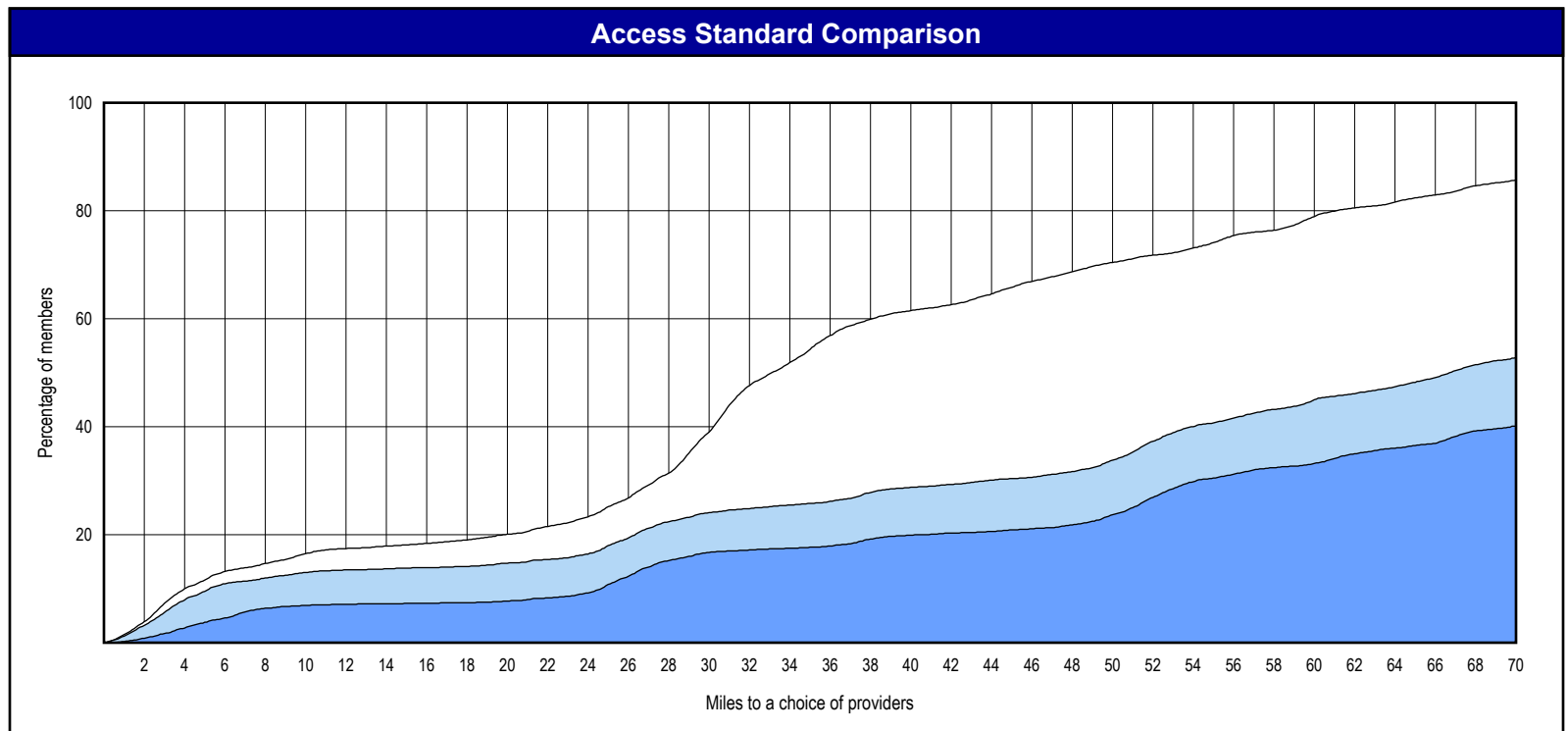
- 1st closest
- 2nd closest
- 3rd closest

¹ The Access Standard is defined as (DWP Members) members accessing:
1 (Pediatric Dentists) provider in 60 miles or 60 minutes



Distances/Times

	Average
Distance/Time to 1st closest provider	40.7 miles 47.7 mins
Distance/Time to 2nd closest provider	64.8 miles 80.9 mins
Distance/Time to 3rd closest provider	77.4 miles 103.3 mins



Access Overview - Orthodontists (60 miles/60 minutes)

January 21, 2019

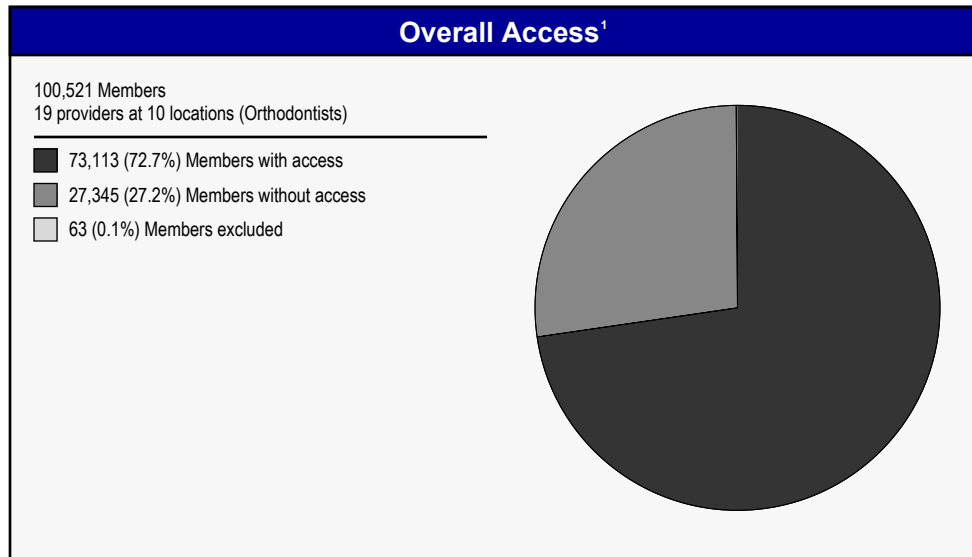
Access Analysis
Orthodontists 60

Member / Provider Groups
DWP Members
Orthodontists

Comparison Graph
Percent of members with access to a choice of providers over miles

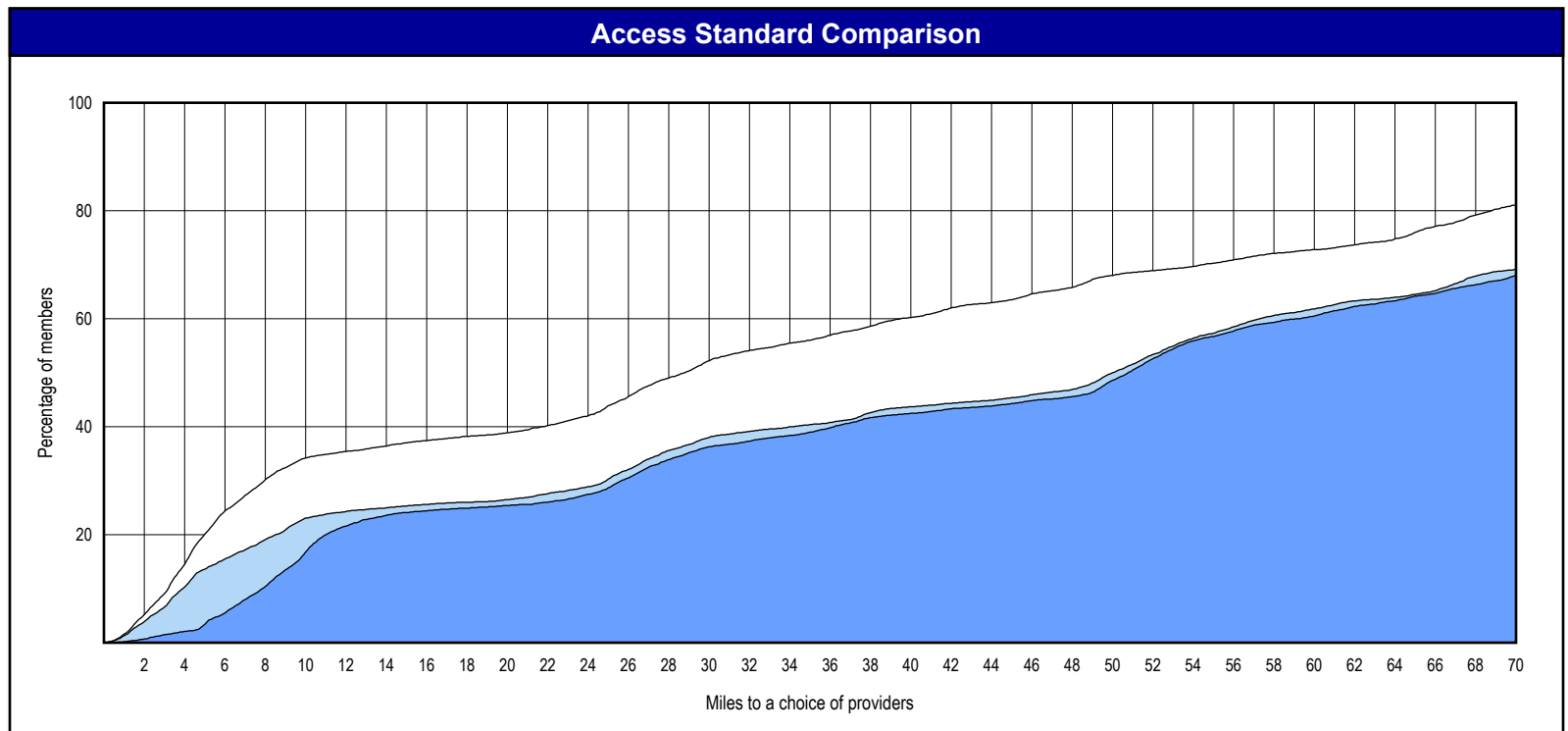
- 1st closest
- 2nd closest
- 3rd closest

¹ The Access Standard is defined as (DWP Members) members accessing:
1 (Orthodontists) provider in 60 miles or 60 minutes



Distances/Times

	Average
Distance/Time to 1st closest provider	39.6 miles 48.7 mins
Distance/Time to 2nd closest provider	51.0 miles 67.9 mins
Distance/Time to 3rd closest provider	52.6 miles 70.5 mins



Access Overview - Oral Surgeons (60 miles/60 minutes)

January 21, 2019

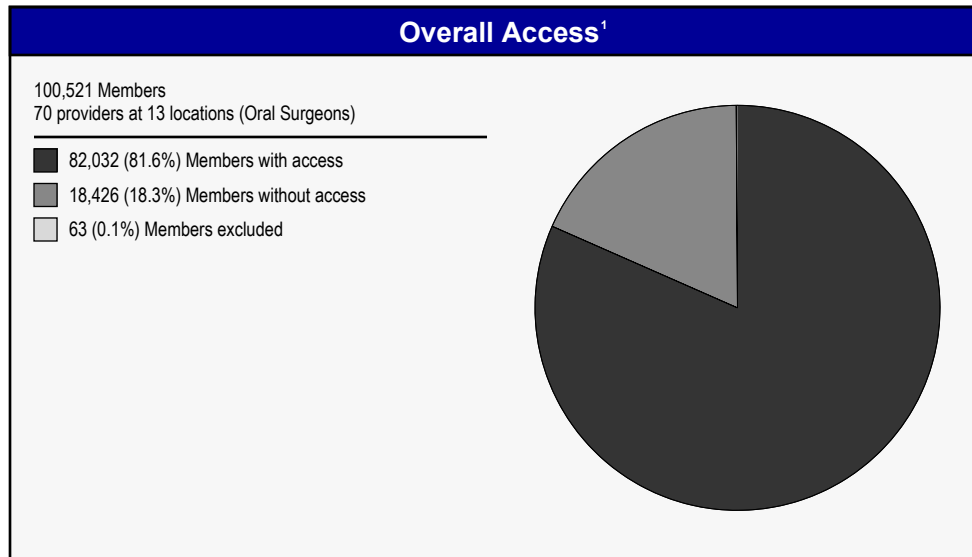
Access Analysis
Oral Surgeons 60

Member / Provider Groups
DWP Members
Oral Surgeons

Comparison Graph
Percent of members with access to a choice of providers over miles

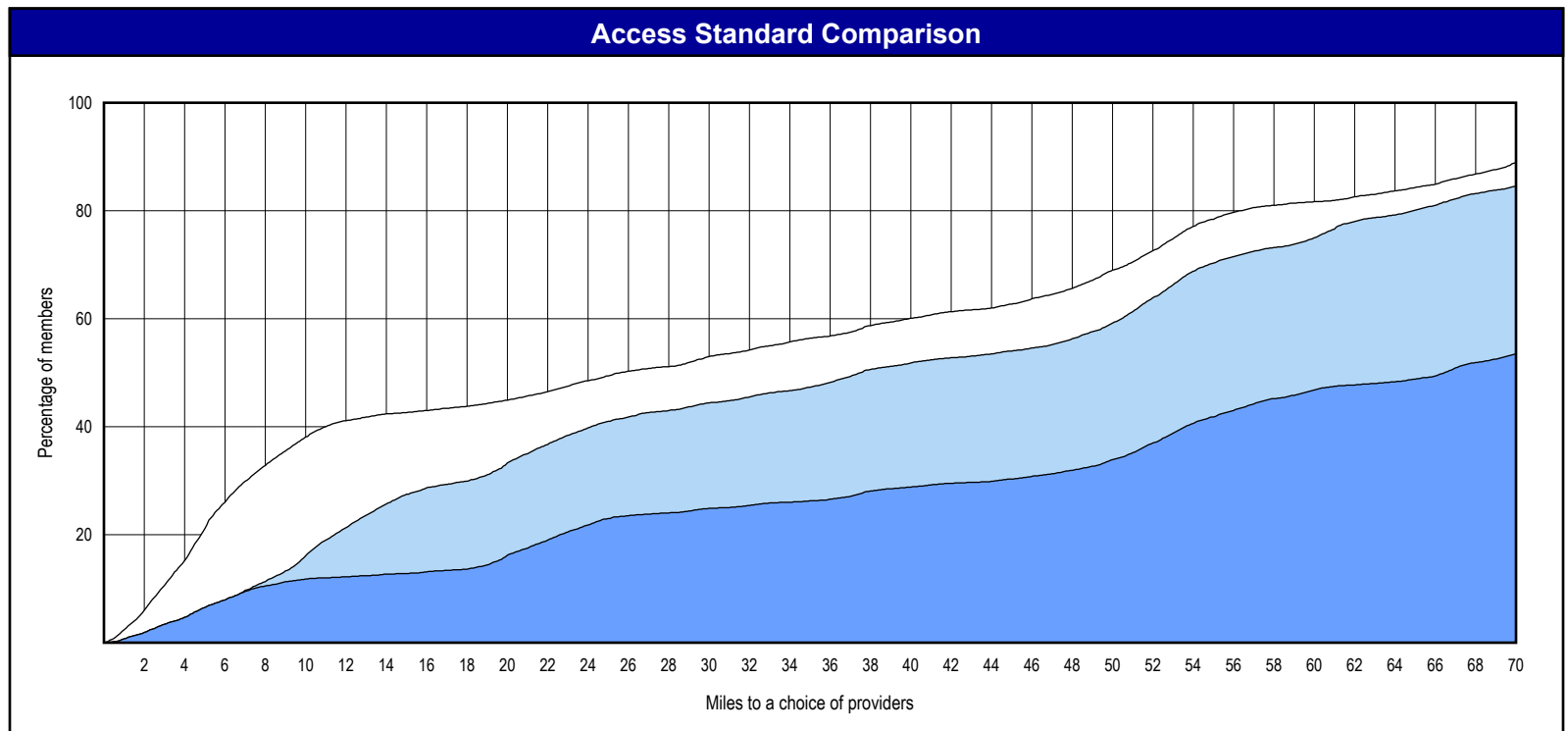
- 1st closest
- 2nd closest
- 3rd closest

¹ The Access Standard is defined as (DWP Members) members accessing:
1 (Oral Surgeons) provider in 60 miles or 60 minutes



Distances/Times

	Average
Distance/Time to 1st closest provider	34.0 miles 41.9 mins
Distance/Time to 2nd closest provider	42.0 miles 51.7 mins
Distance/Time to 3rd closest provider	62.9 miles 80.0 mins



Access Overview - Endodontists (60 miles/60 minutes)

January 21, 2019

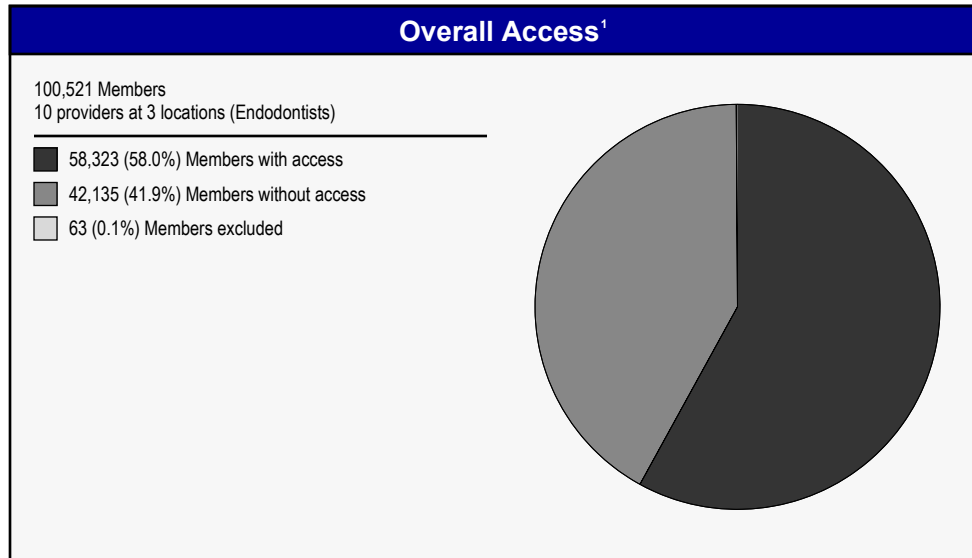
Access Analysis
Endodontists 60

Member / Provider Groups
DWP Members
Endodontists

Comparison Graph
Percent of members with access to a choice of providers over miles

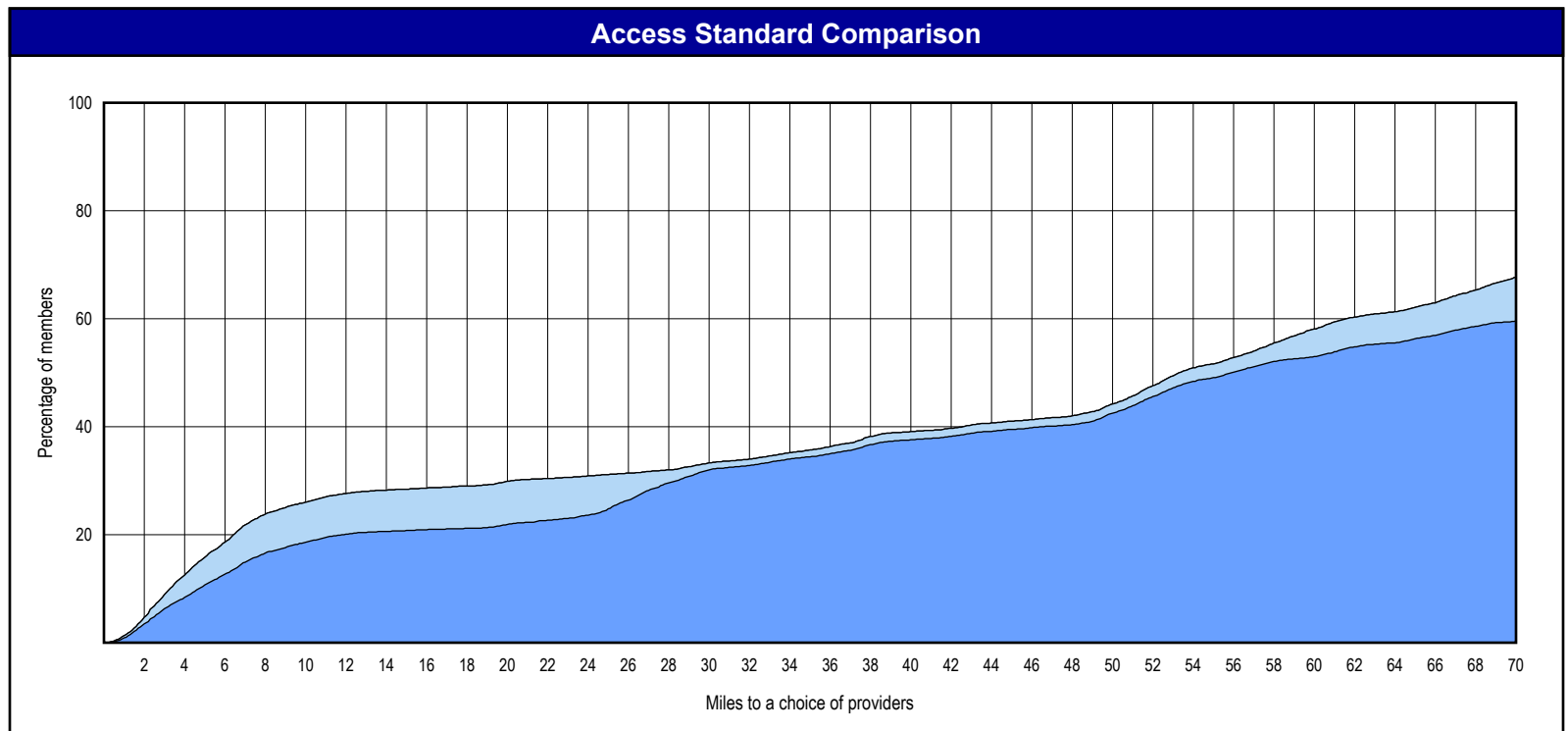
- 1st closest
- 2nd closest
- 3rd closest

¹ The Access Standard is defined as (DWP Members) members accessing:
1 (Endodontists) provider in 60 miles or 60 minutes



Distances/Times

	Average
Distance/Time to 1st closest provider	58.6 miles 83.0 mins
Distance/Time to 2nd closest provider	58.6 miles 83.0 mins
Distance/Time to 3rd closest provider	62.8 miles 92.4 mins



Access Overview - Prosthodontists (60 miles/60 minutes)

January 21, 2019

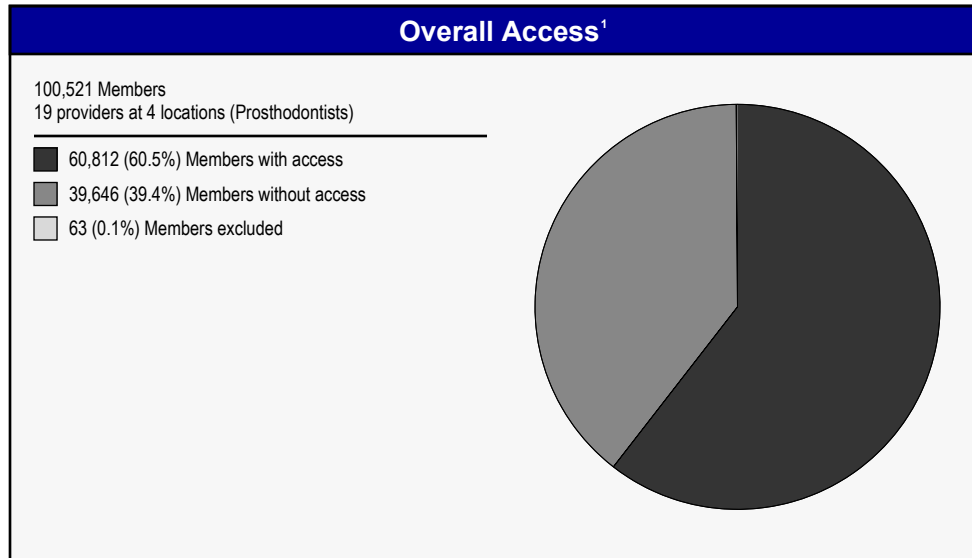
Access Analysis
Prosthodontists 60

Member / Provider Groups
DWP Members
Prosthodontists

Comparison Graph
Percent of members with access to a choice of providers over miles

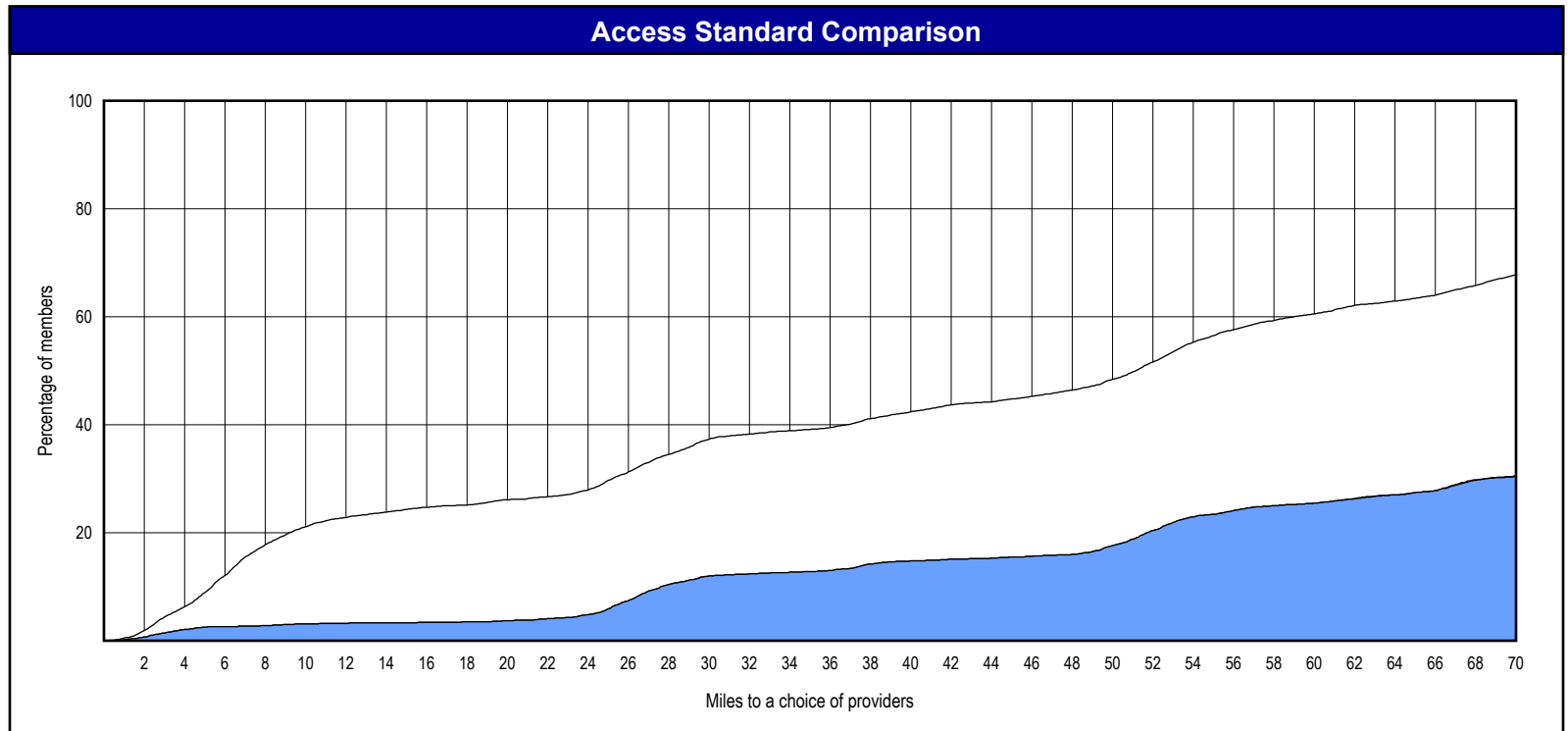
- 1st closest
- 2nd closest
- 3rd closest

¹ The Access Standard is defined as (DWP Members) members accessing:
1 (Prosthodontists) provider in 60 miles or 60 minutes



Distances/Times

	Average
Distance/Time to 1st closest provider	52.4 miles 72.3 mins
Distance/Time to 2nd closest provider	91.0 miles 132.8 mins
Distance/Time to 3rd closest provider	110.3 miles 166.5 mins



Access Overview - Periodontists (60 miles/60 minutes)

January 21, 2019


Access Analysis
Periodontists 60

Member / Provider Groups
DWP Members
Periodontists

Comparison Graph
Percent of members with access to a choice of providers over miles

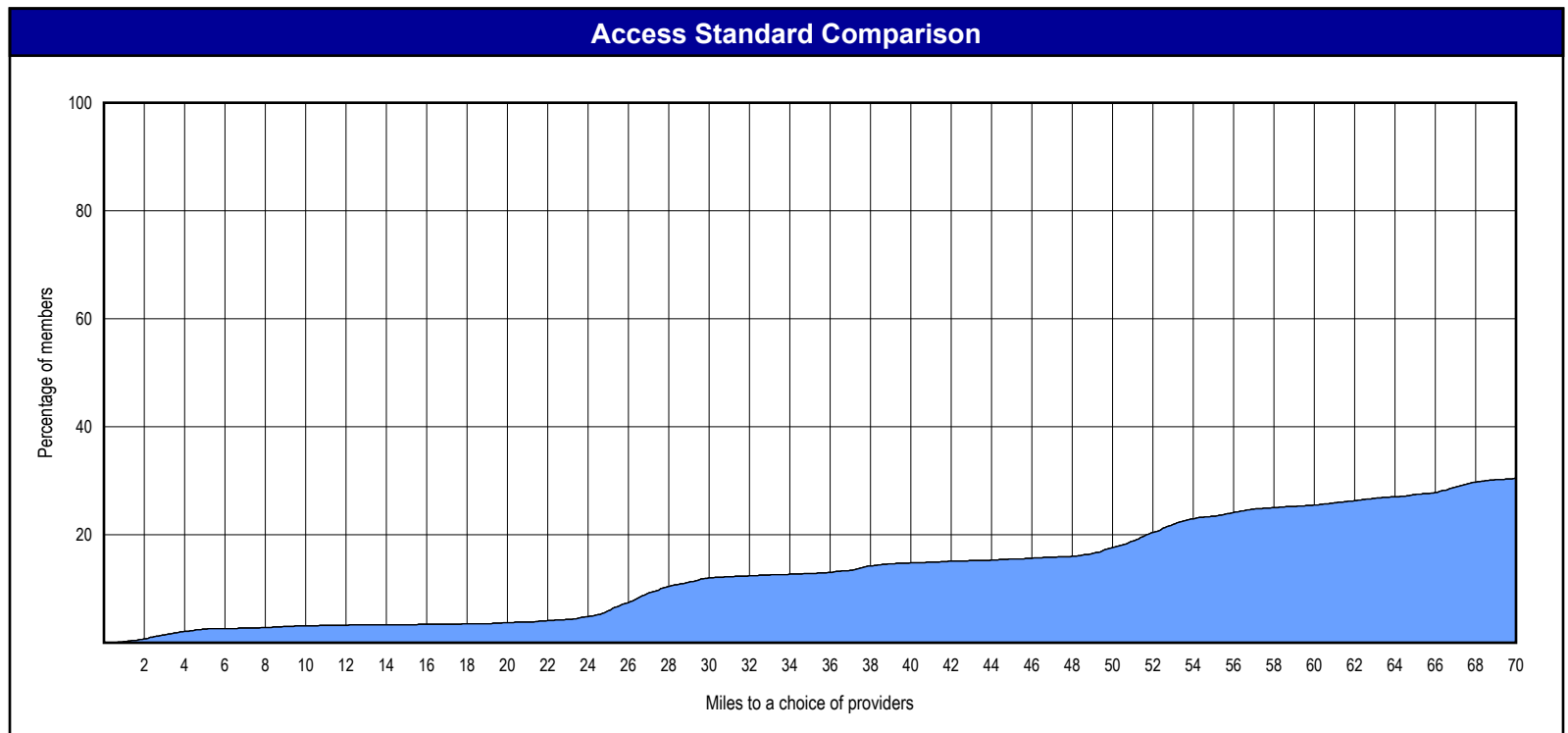
- 1st closest
- 2nd closest
- 3rd closest

¹ The Access Standard is defined as (DWP Members) members accessing:
1 (Periodontists) provider in 60 miles or 60 minutes



Distances/Times

	Average
Distance/Time to 1st closest provider	110.4 miles 166.6 mins
Distance/Time to 2nd closest provider	110.4 miles 166.6 mins
Distance/Time to 3rd closest provider	110.4 miles 166.6 mins



Access Overview - All Dentists (90 miles/90 minutes)

January 21, 2019

Access Analysis

All Dentists 90

Member / Provider Groups

DWP Members


All Dentists

Comparison Graph

Percent of members with access to a choice of providers over miles

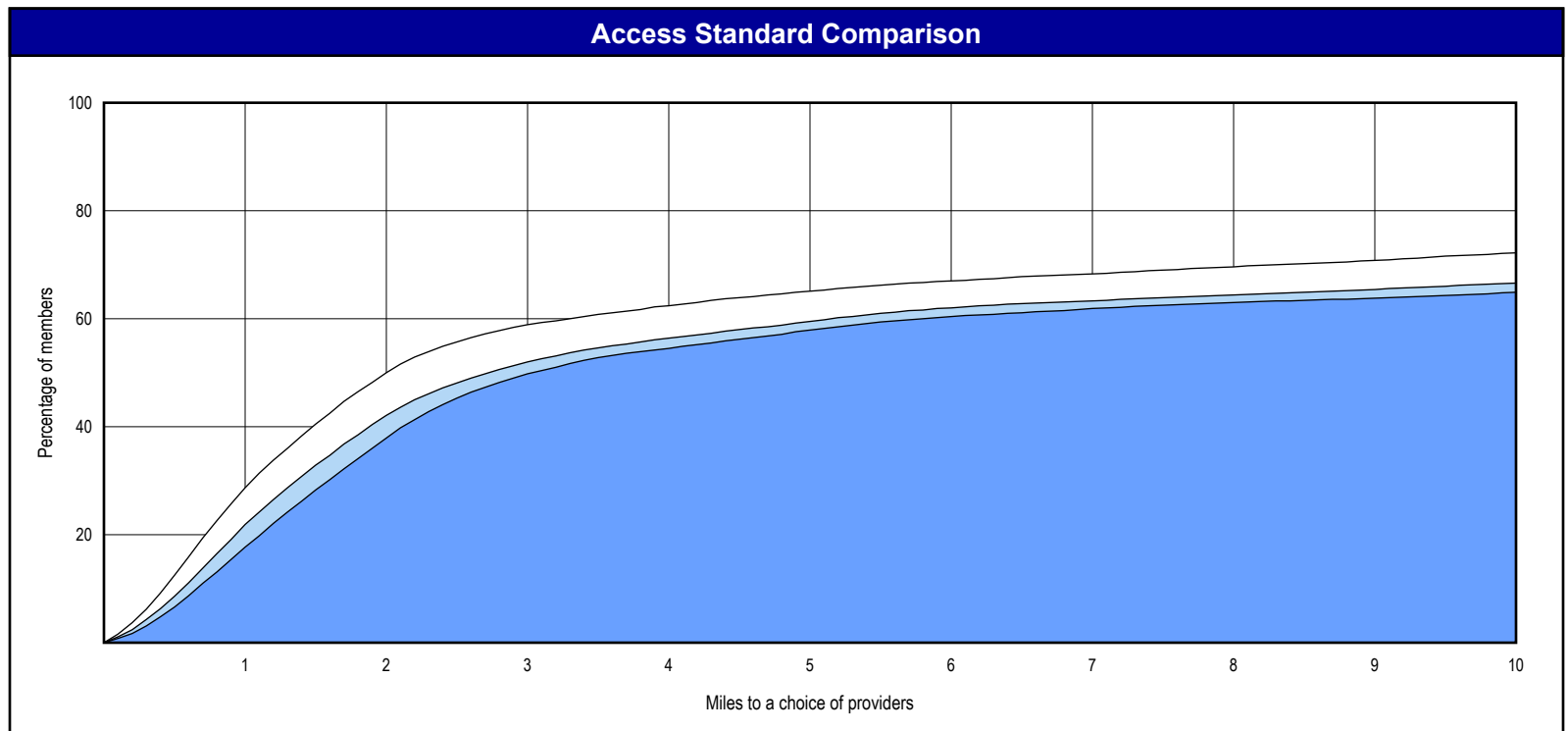
- 1st closest
- 2nd closest
- 3rd closest

¹ The Access Standard is defined as (DWP Members) members accessing:
 1 (All Dentists) provider in 90 miles or 90 minutes



Distances/Times

	Average
Distance/Time to 1st closest provider	9.4 miles 10.7 mins
Distance/Time to 2nd closest provider	11.5 miles 13.1 mins
Distance/Time to 3rd closest provider	12.4 miles 14.1 mins



Access Overview - General Dentists (90 miles/90 minutes)

January 21, 2019


Access Analysis
General Dentists 90

Member / Provider Groups
DWP Members
General Dentists

Comparison Graph
Percent of members with access to a choice of providers over miles

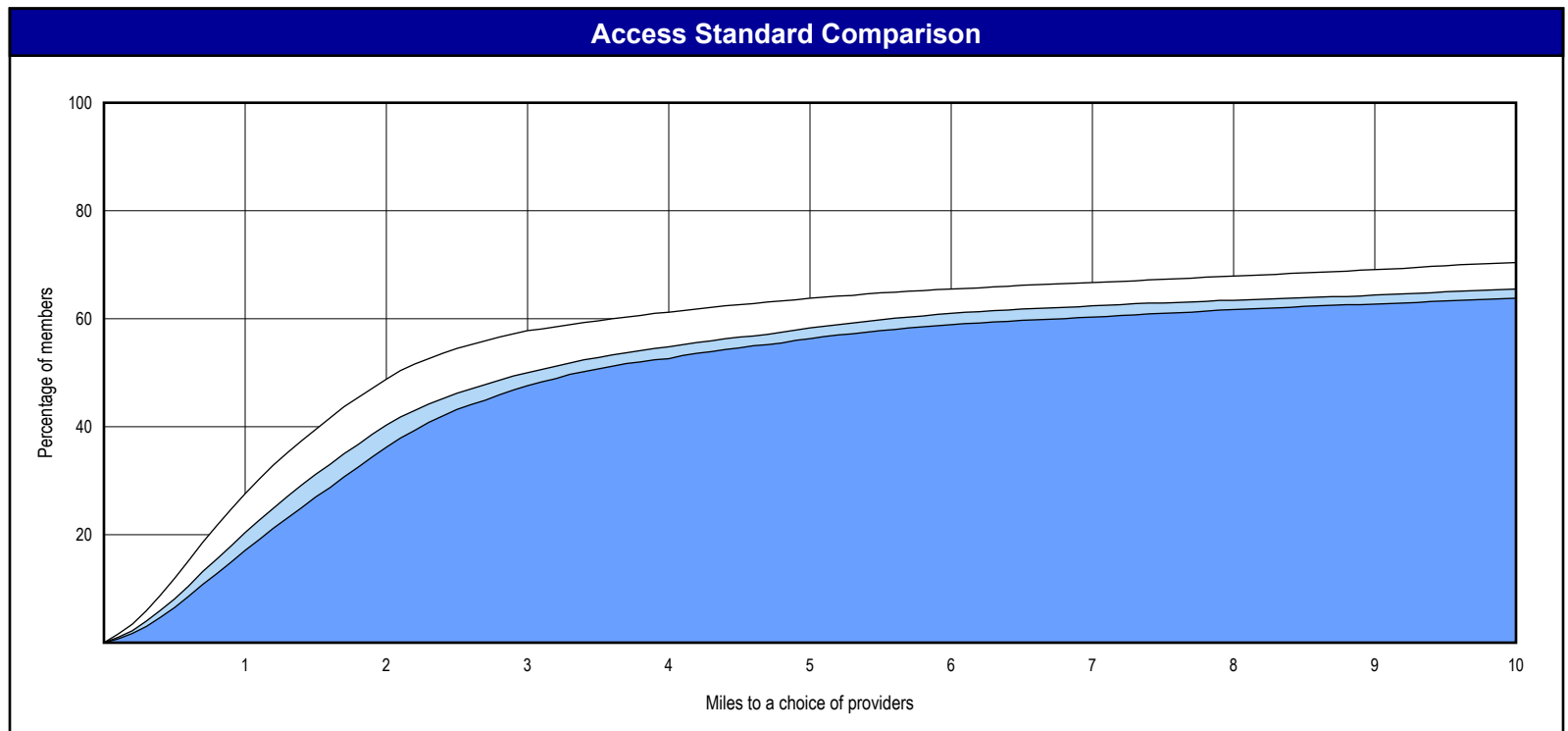
- 1st closest
- 2nd closest
- 3rd closest

¹ The Access Standard is defined as (DWP Members) members accessing:
1 (General Dentists) provider in 90 miles or 90 minutes



Distances/Times

	Average
Distance/Time to 1st closest provider	10.2 miles 11.6 mins
Distance/Time to 2nd closest provider	12.4 miles 14.1 mins
Distance/Time to 3rd closest provider	13.5 miles 15.4 mins



Access Overview - Pediatric Dentists (90 miles/90 minutes)

January 21, 2019

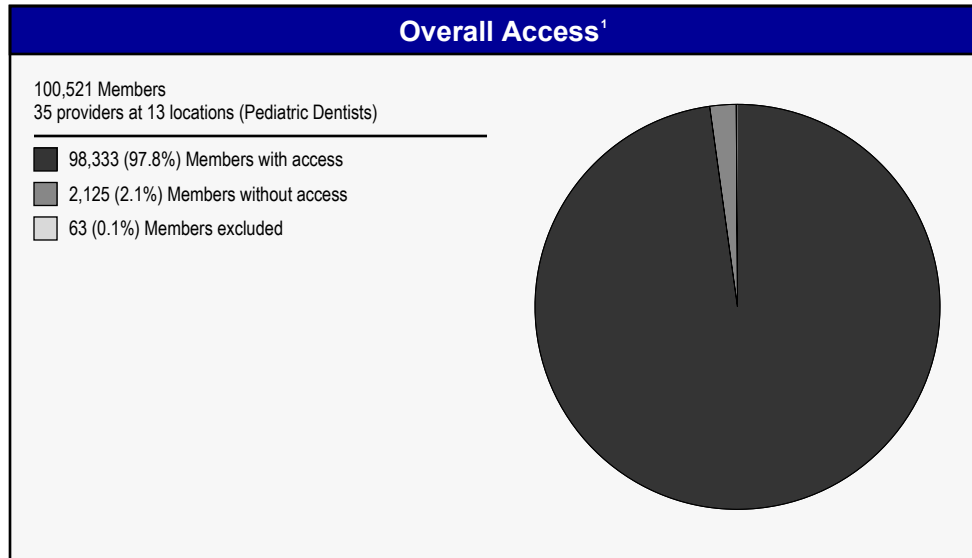
Access Analysis
Pediatric Dentists 90

Member / Provider Groups
DWP Members
Pediatric Dentists

Comparison Graph
Percent of members with access to a choice of providers over miles

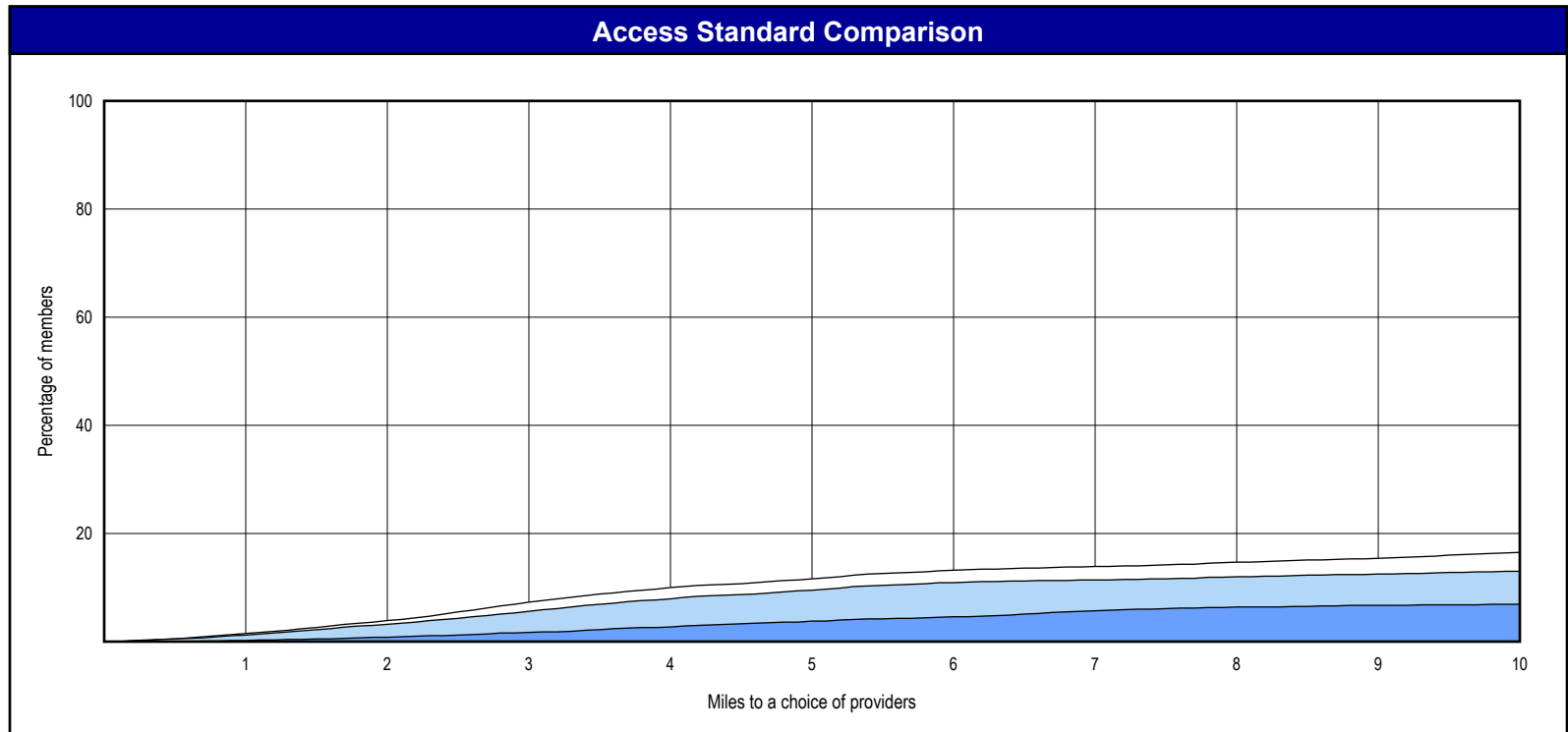
- 1st closest
- 2nd closest
- 3rd closest

¹ The Access Standard is defined as (DWP Members) members accessing:
1 (Pediatric Dentists) provider in 90 miles or 90 minutes



Distances/Times

	Average
Distance/Time to 1st closest provider	40.7 miles 47.7 mins
Distance/Time to 2nd closest provider	64.8 miles 80.9 mins
Distance/Time to 3rd closest provider	77.4 miles 103.3 mins



Access Overview - Orthodontists (90 miles/90 minutes)

January 21, 2019


Access Analysis
Orthodontists 90

Member / Provider Groups
DWP Members
Orthodontists

Comparison Graph
Percent of members with access to a choice of providers over miles

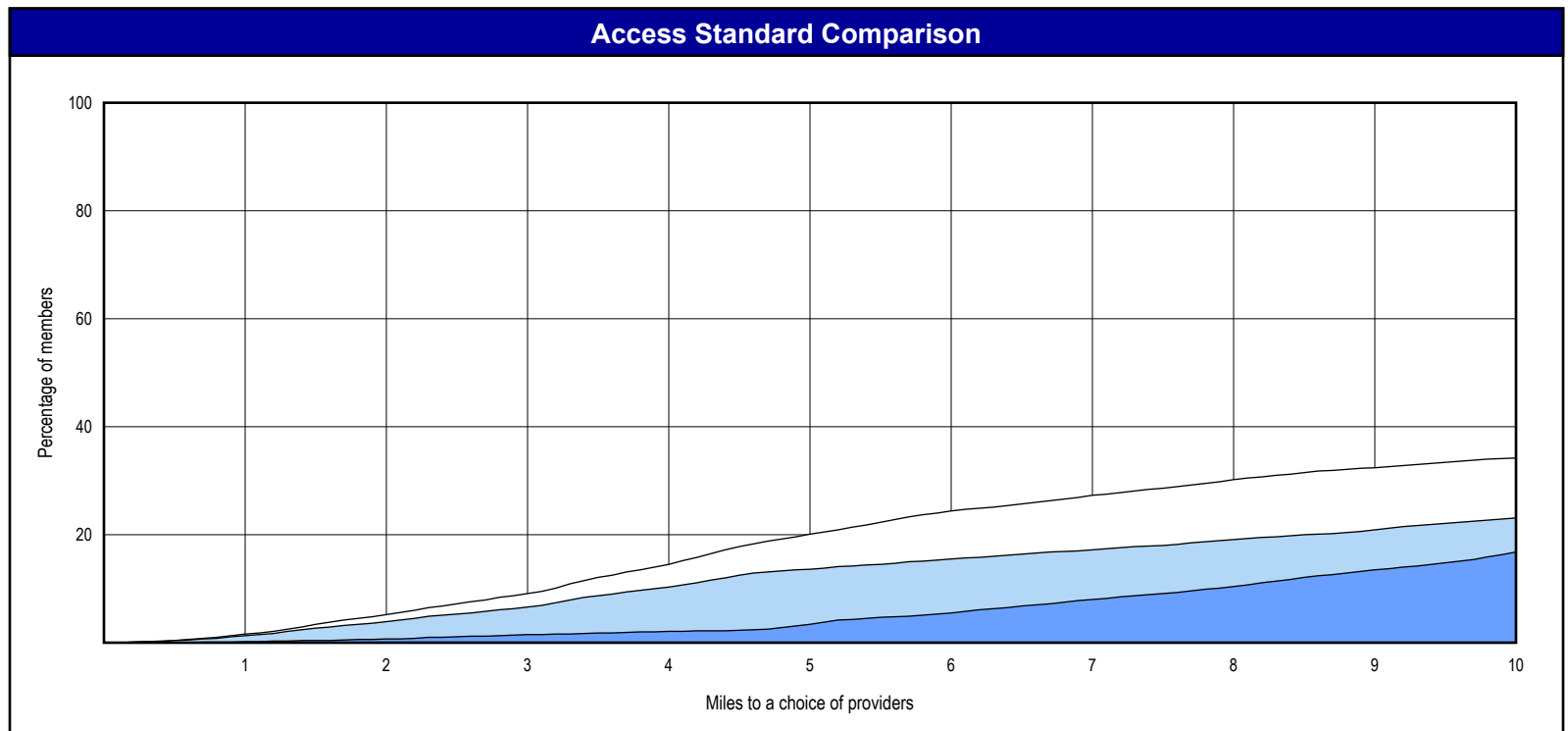
- 1st closest
- 2nd closest
- 3rd closest

¹ The Access Standard is defined as (DWP Members) members accessing:
1 (Orthodontists) provider in 90 miles or 90 minutes



Distances/Times

	Average
Distance/Time to 1st closest provider	39.6 miles 48.7 mins
Distance/Time to 2nd closest provider	51.0 miles 67.9 mins
Distance/Time to 3rd closest provider	52.6 miles 70.5 mins



Access Overview - Oral Surgeons (90 miles/90 minutes)

January 21, 2019


Access Analysis
Oral Surgeons 90

Member / Provider Groups
DWP Members
Oral Surgeons

Comparison Graph
Percent of members with access to a choice of providers over miles

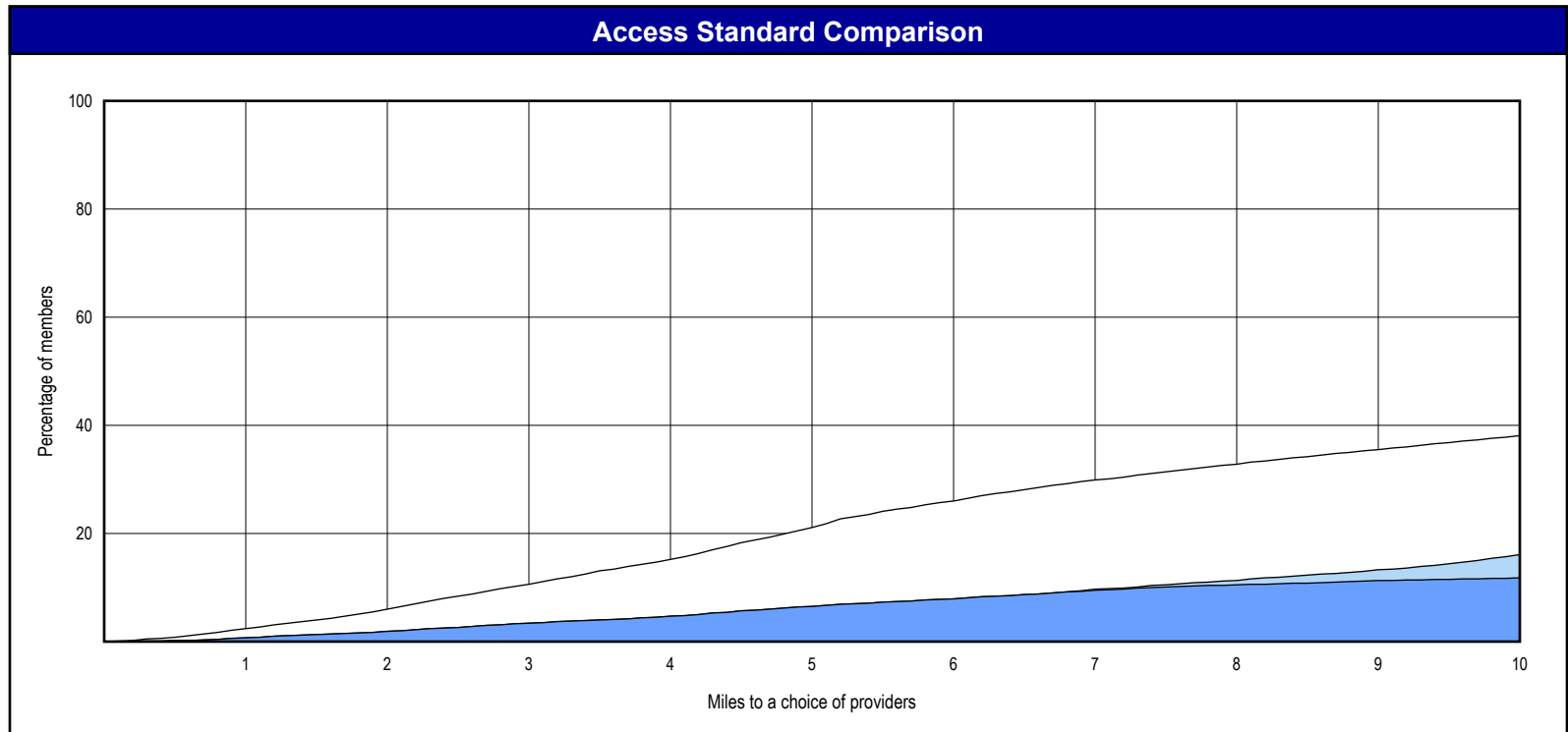
- 1st closest
- 2nd closest
- 3rd closest

¹ The Access Standard is defined as (DWP Members) members accessing:
1 (Oral Surgeons) provider in 90 miles or 90 minutes



Distances/Times

	Average
Distance/Time to 1st closest provider	34.0 miles 41.9 mins
Distance/Time to 2nd closest provider	42.0 miles 51.7 mins
Distance/Time to 3rd closest provider	62.9 miles 80.0 mins



Access Overview - Endodontists (90 miles/90 minutes)

January 21, 2019

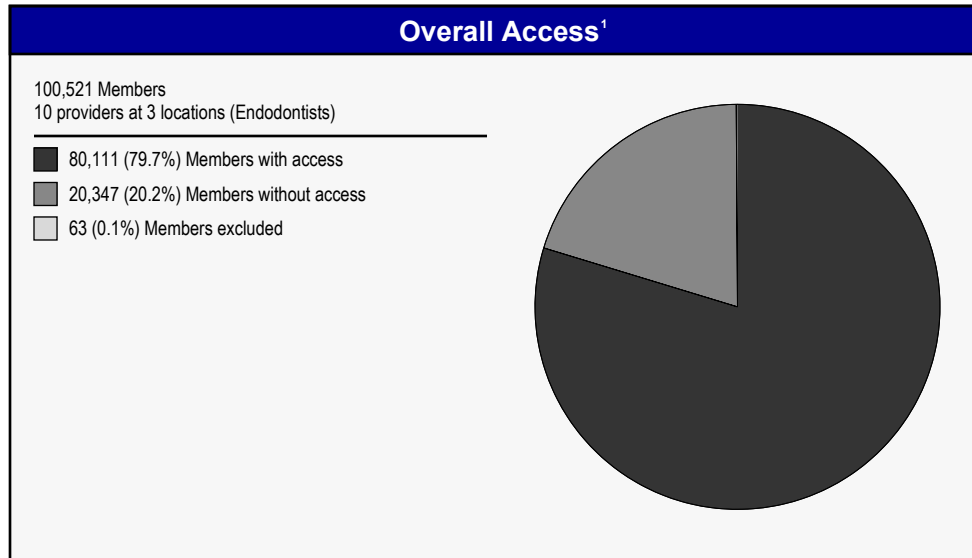
Access Analysis
Endodontists 90

Member / Provider Groups
DWP Members
Endodontists

Comparison Graph
Percent of members with access to a choice of providers over miles

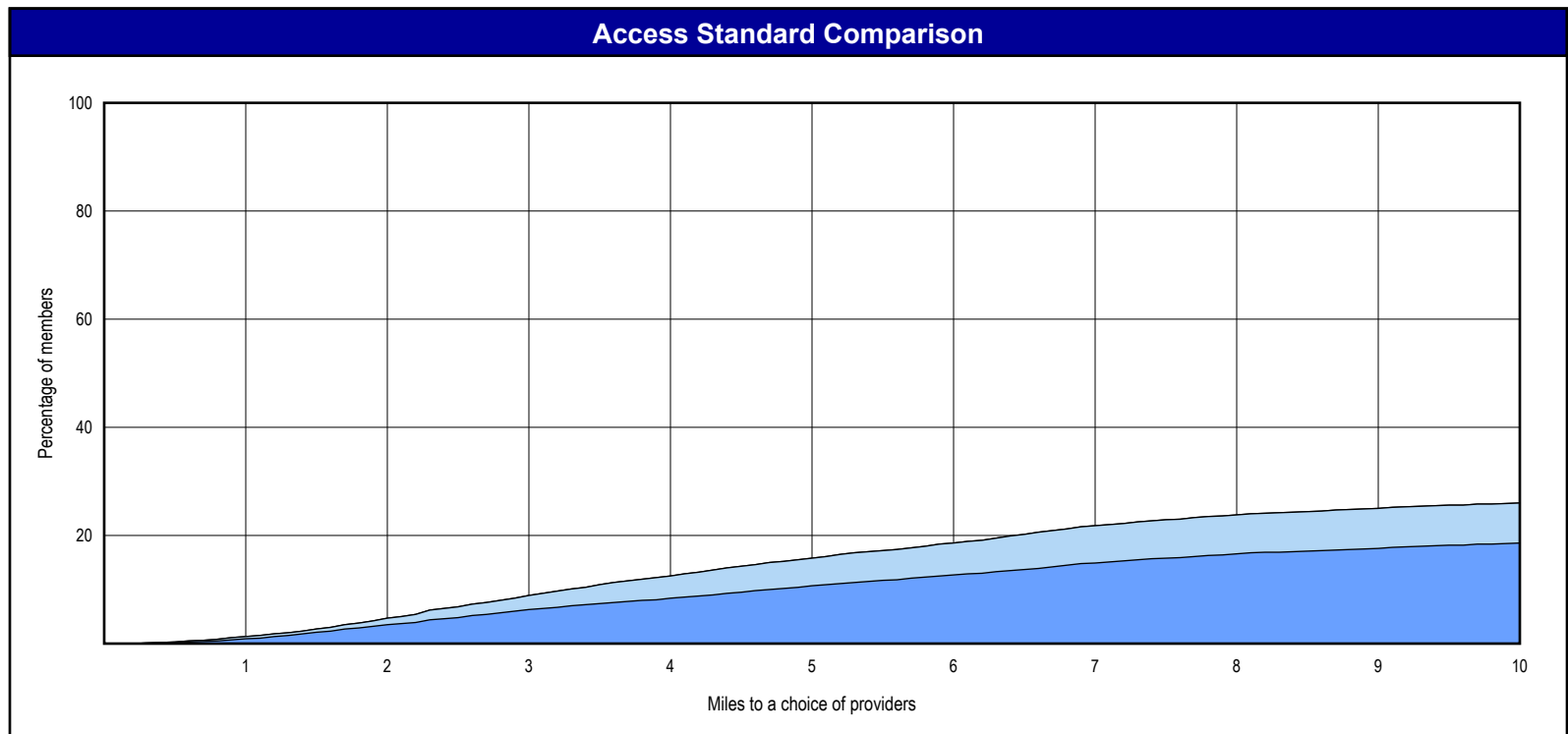
- 1st closest
- 2nd closest
- 3rd closest

¹ The Access Standard is defined as (DWP Members) members accessing:
1 (Endodontists) provider in 90 miles or 90 minutes



Distances/Times

	Average
Distance/Time to 1st closest provider	58.6 miles 83.0 mins
Distance/Time to 2nd closest provider	58.6 miles 83.0 mins
Distance/Time to 3rd closest provider	62.8 miles 92.4 mins



Access Overview - Prosthodontists (90 miles/90 minutes)

January 21, 2019

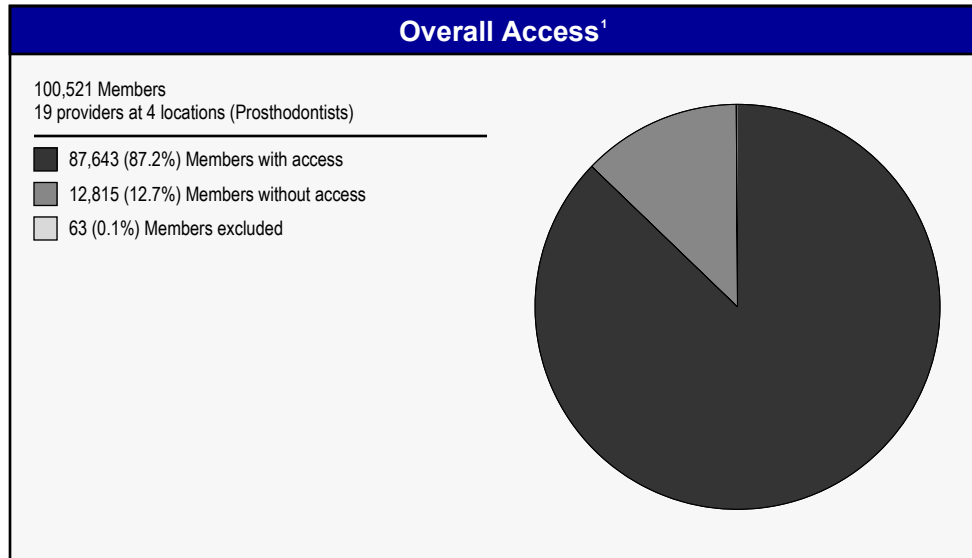
Access Analysis
Prosthodontists 90

Member / Provider Groups
DWP Members
Prosthodontists

Comparison Graph
Percent of members with access to a choice of providers over miles

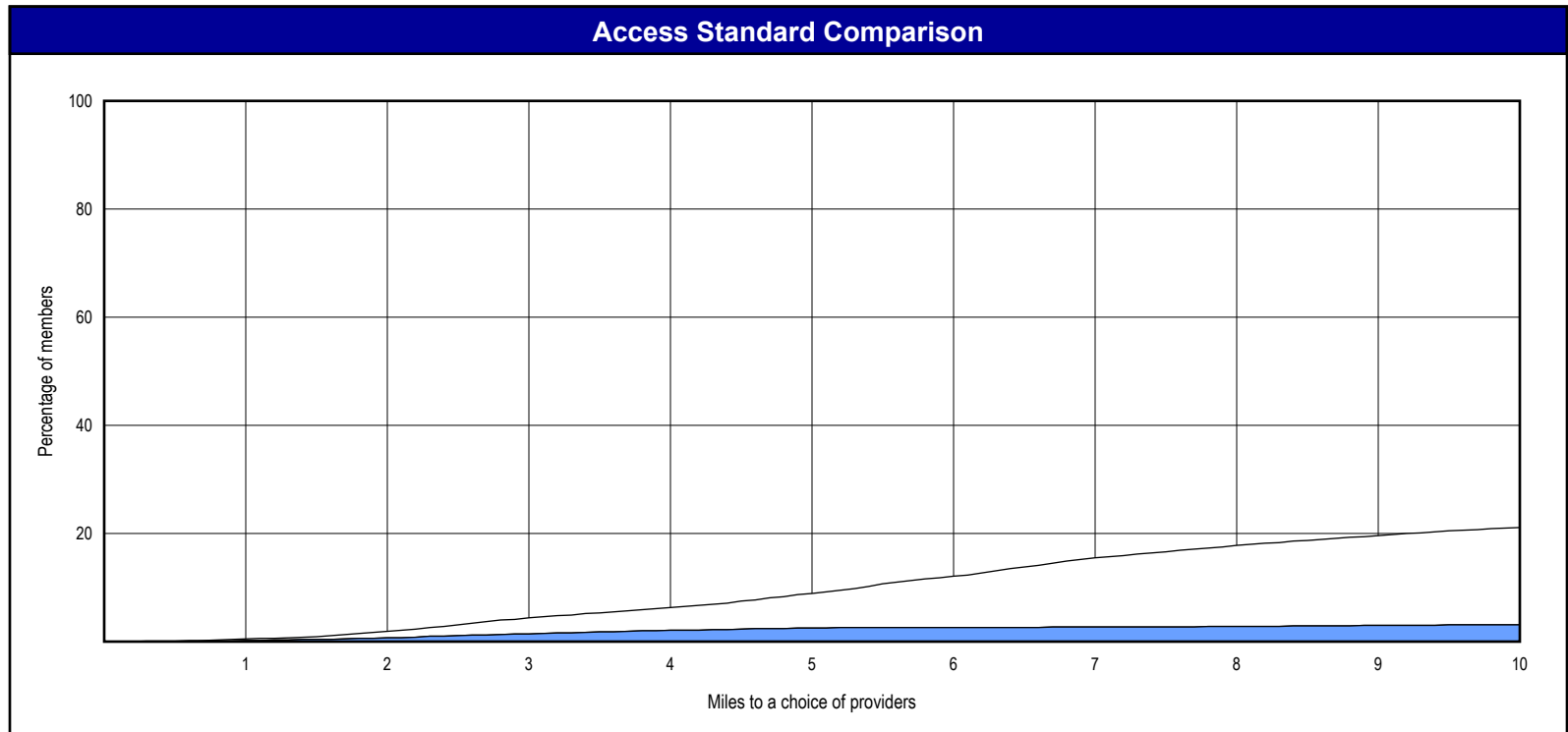
- 1st closest
- 2nd closest
- 3rd closest

¹ The Access Standard is defined as (DWP Members) members accessing:
1 (Prosthodontists) provider in 90 miles or 90 minutes



Distances/Times

	Average
Distance/Time to 1st closest provider	52.4 miles 72.3 mins
Distance/Time to 2nd closest provider	91.0 miles 132.8 mins
Distance/Time to 3rd closest provider	110.3 miles 166.5 mins



Access Overview - Periodontists (90 miles/90 minutes)

January 21, 2019

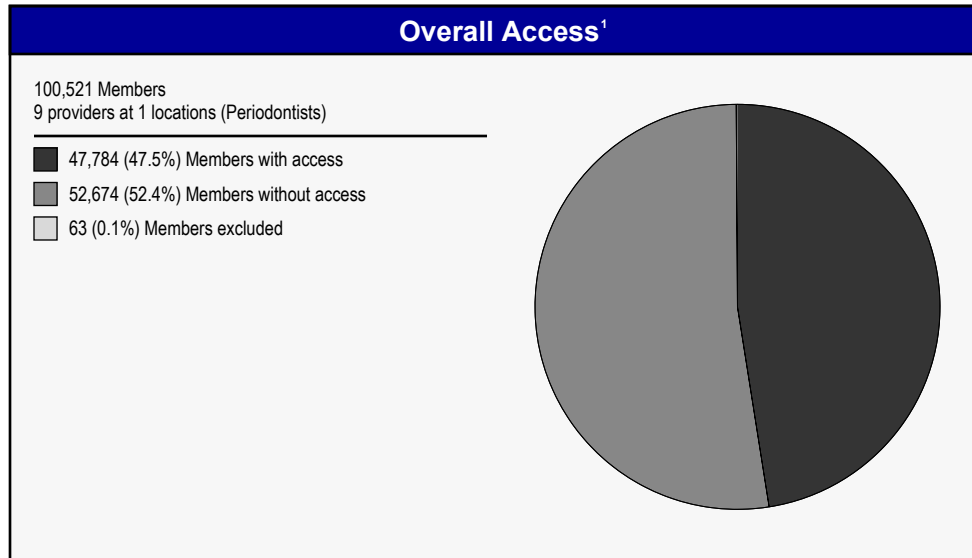
Access Analysis
Periodontists 90

Member / Provider Groups
DWP Members
Periodontists

Comparison Graph
Percent of members with access to a choice of providers over miles

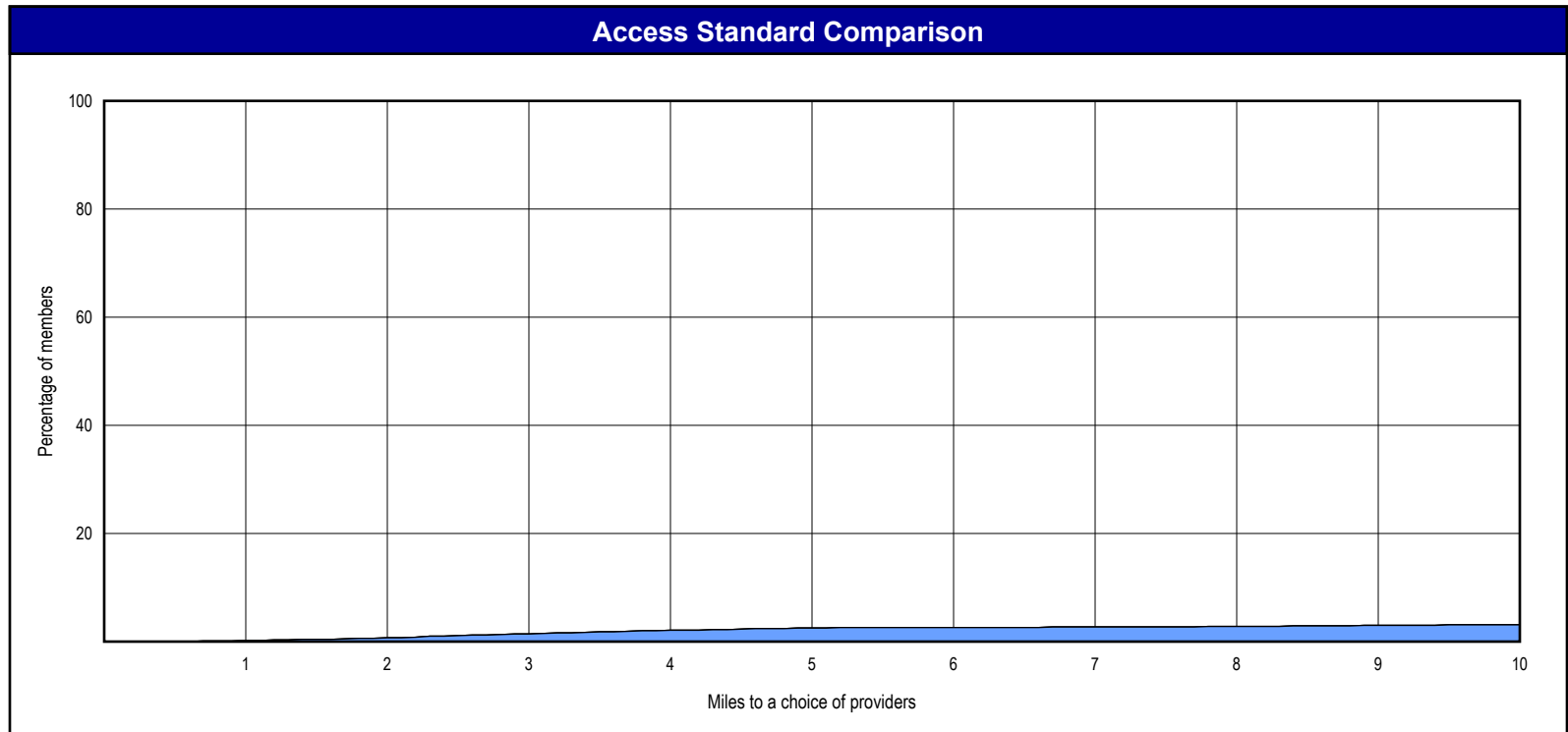
- 1st closest
- 2nd closest
- 3rd closest

¹ The Access Standard is defined as (DWP Members) members accessing:
1 (Periodontists) provider in 90 miles or 90 minutes



Distances/Times

	Average
Distance/Time to 1st closest provider	110.4 miles 166.6 mins
Distance/Time to 2nd closest provider	110.4 miles 166.6 mins
Distance/Time to 3rd closest provider	110.4 miles 166.6 mins



All Dentists Access Map

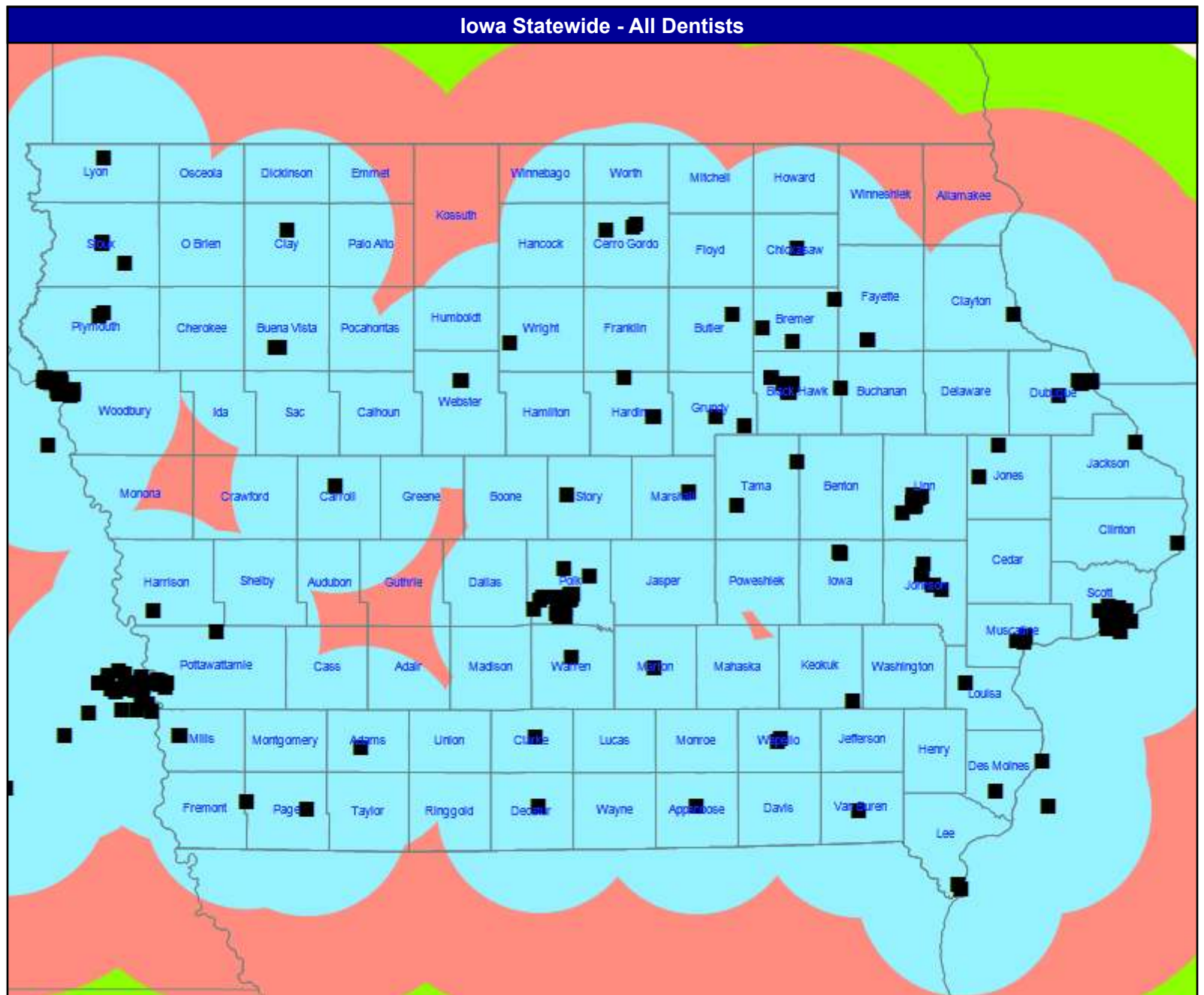
January 21, 2019

All Dentists

Total Providers: 802

- All providers
- 30 mile radius
- 60 mile radius
- 90 mile radius

41.42 miles



General Dentists Access Map

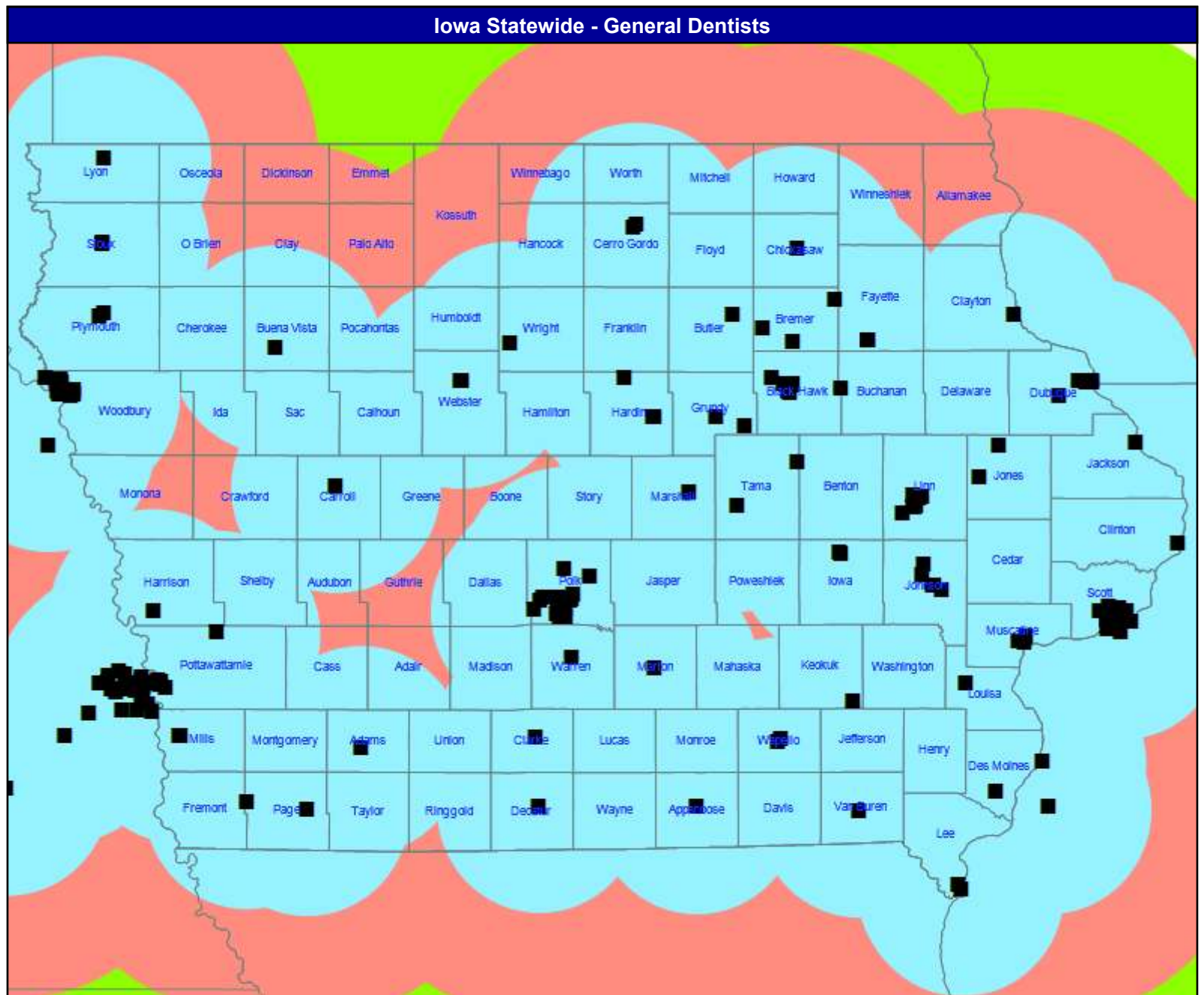
January 21, 2019

General Dentists

Total Providers: 615

- All providers
- 30 mile radius
- 60 mile radius
- 90 mile radius

41.42 miles



Pediatric Dentists Access Map

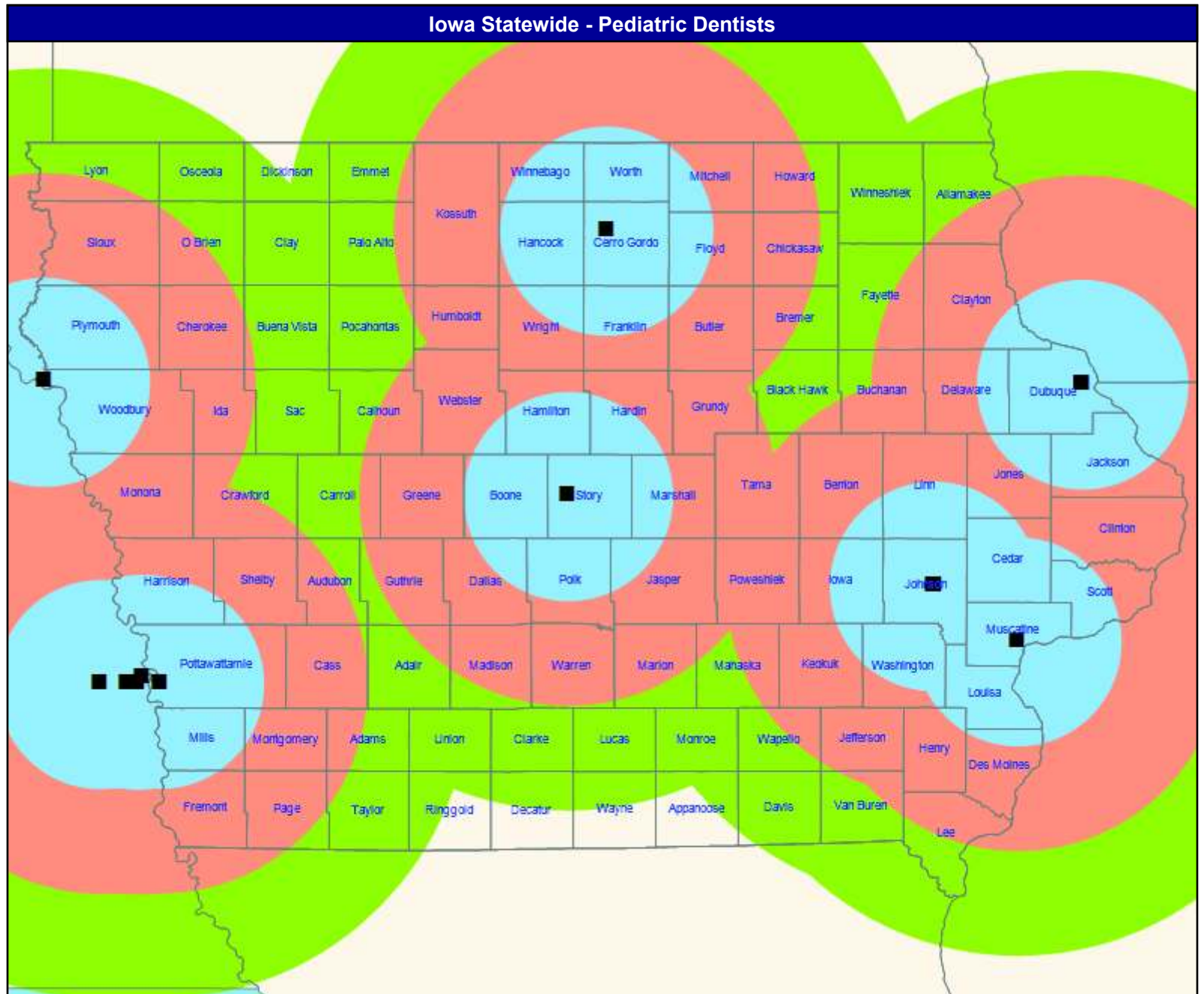
January 21, 2019

Pediatric Dentists

Total Providers: 35

- All providers
- 30 mile radius
- 60 mile radius
- 90 mile radius

41.42 miles



Orthodontists Access Map

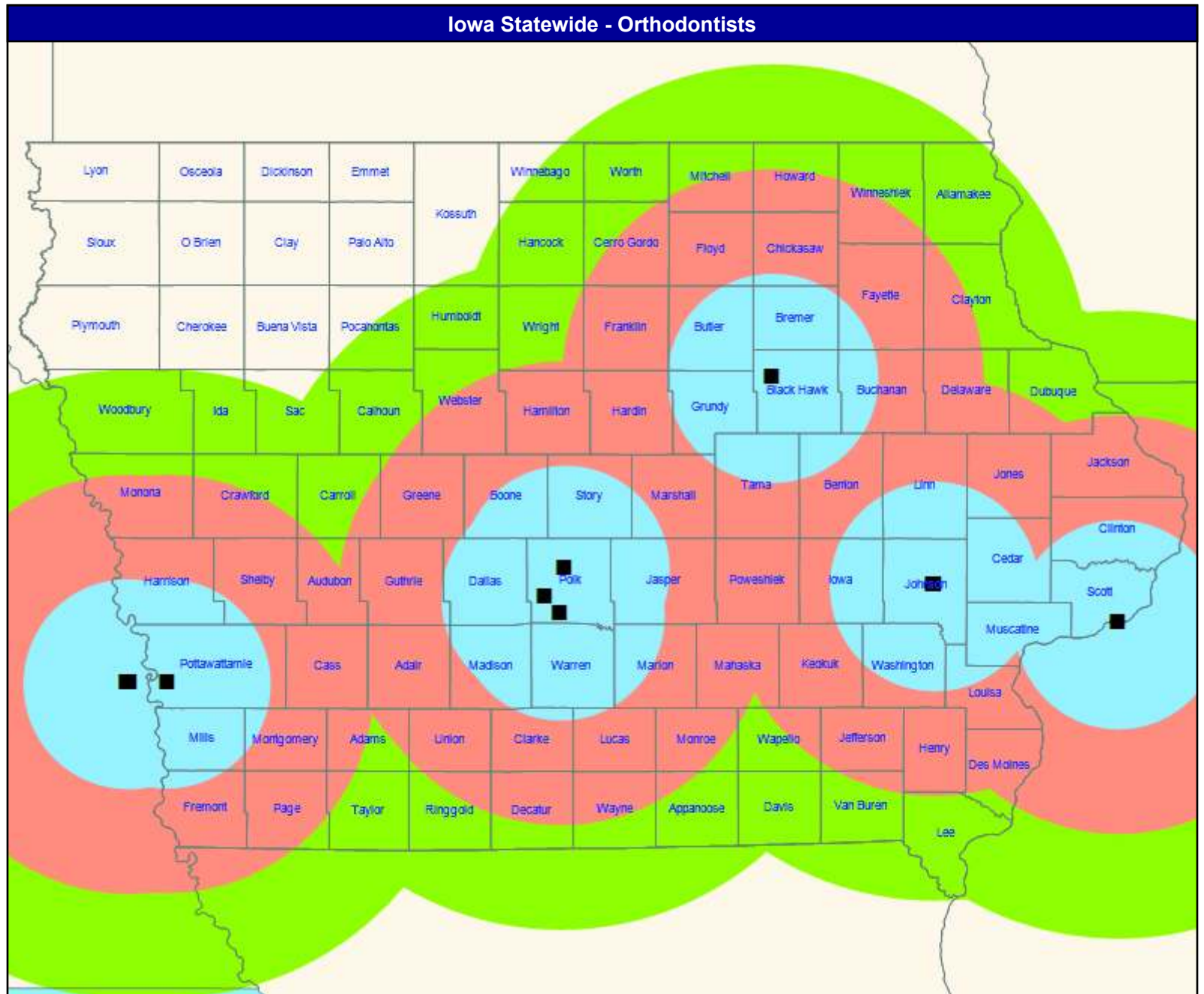
January 21, 2019

Orthodontists

Total Providers: 19

- All providers
- 30 mile radius
- 60 mile radius
- 90 mile radius

41.42 miles



Oral Surgeons Access Map

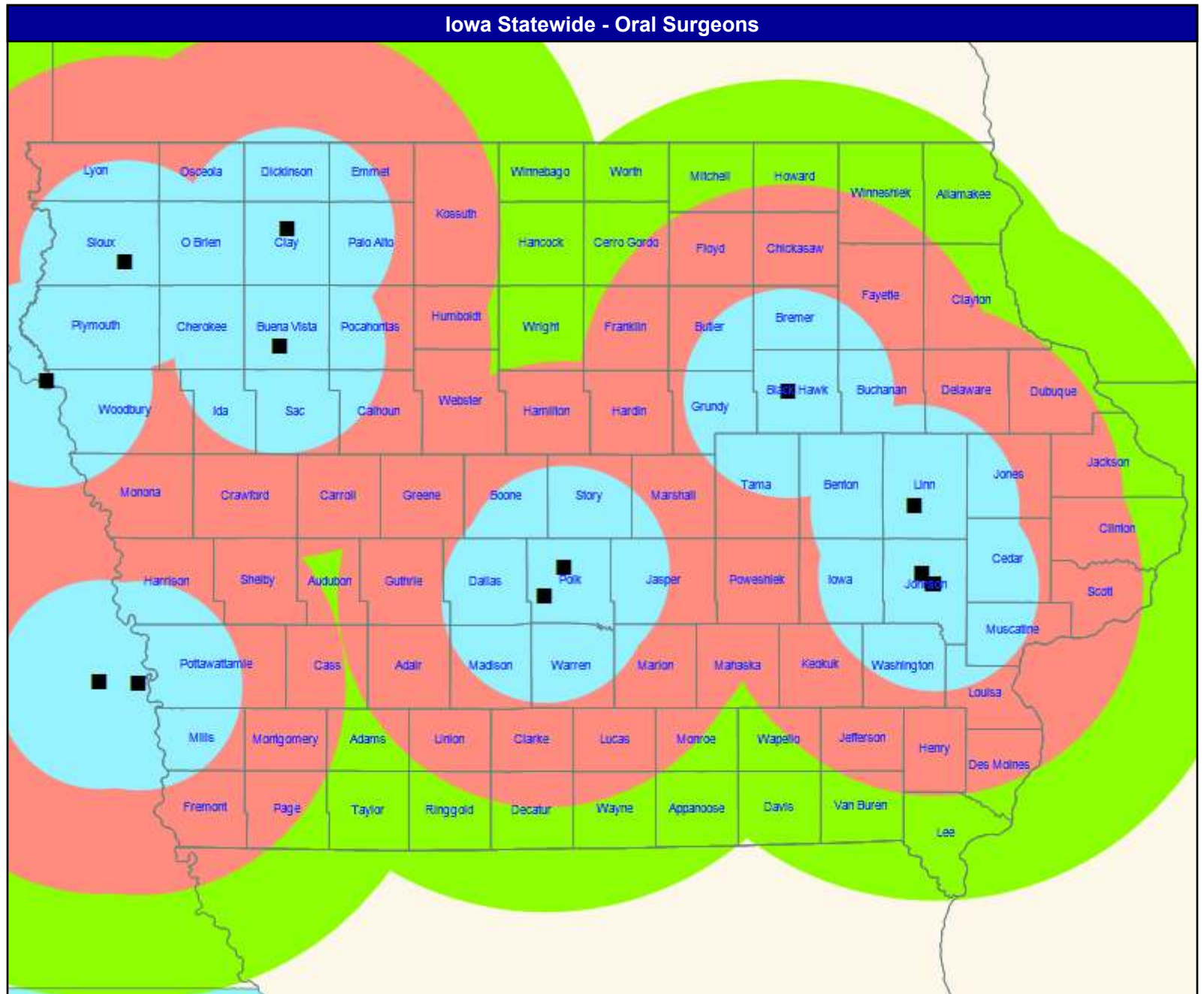
January 21, 2019

Oral Surgeons

Total Providers: 70

- All providers
- 30 mile radius
- 60 mile radius
- 90 mile radius

41.42 miles



Endodontists Access Map

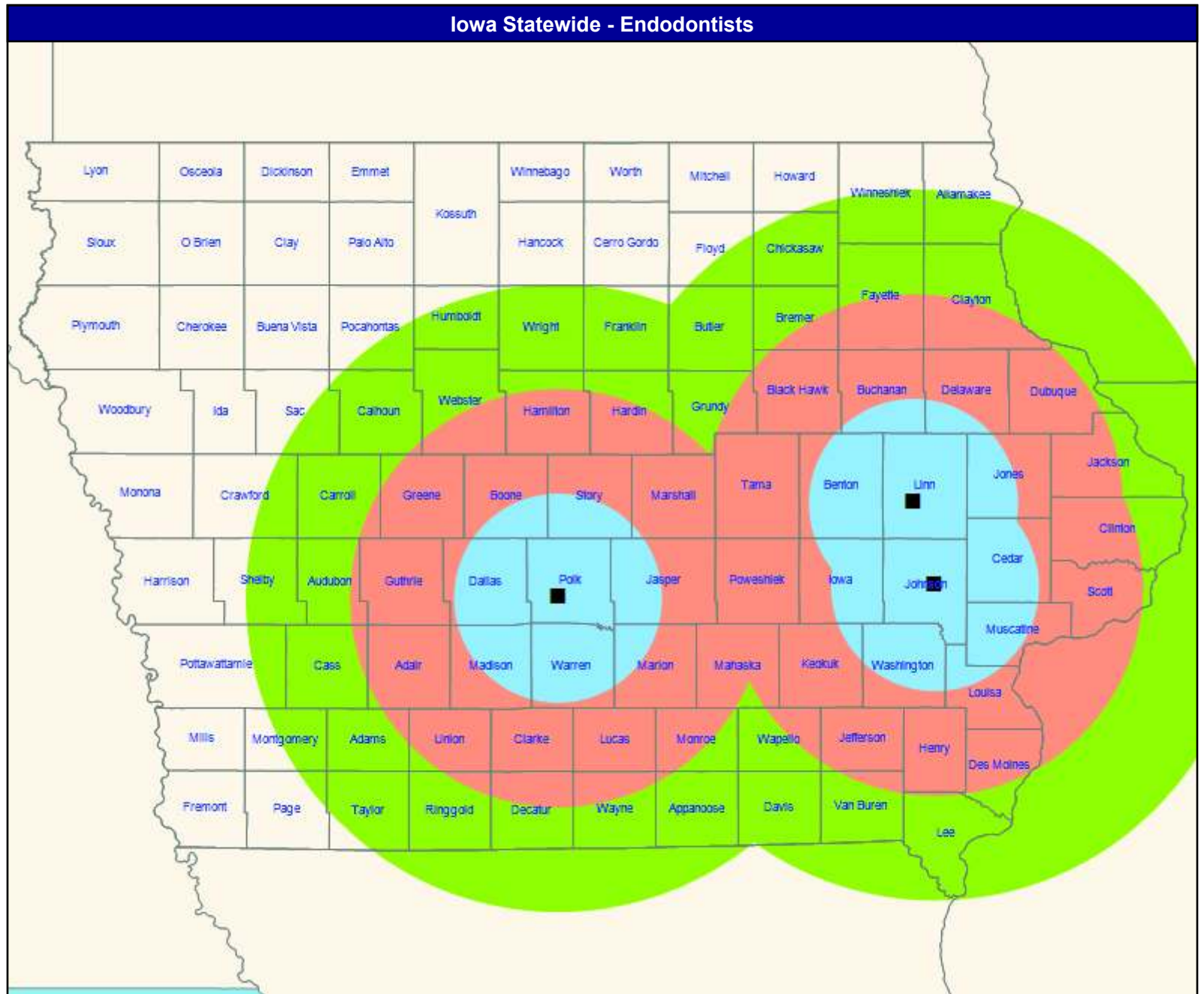
January 21, 2019

Endodontists

Total Providers: 10

- All providers
- 30 mile radius
- 60 mile radius
- 90 mile radius

41.42 miles



Prosthodontists Access Map

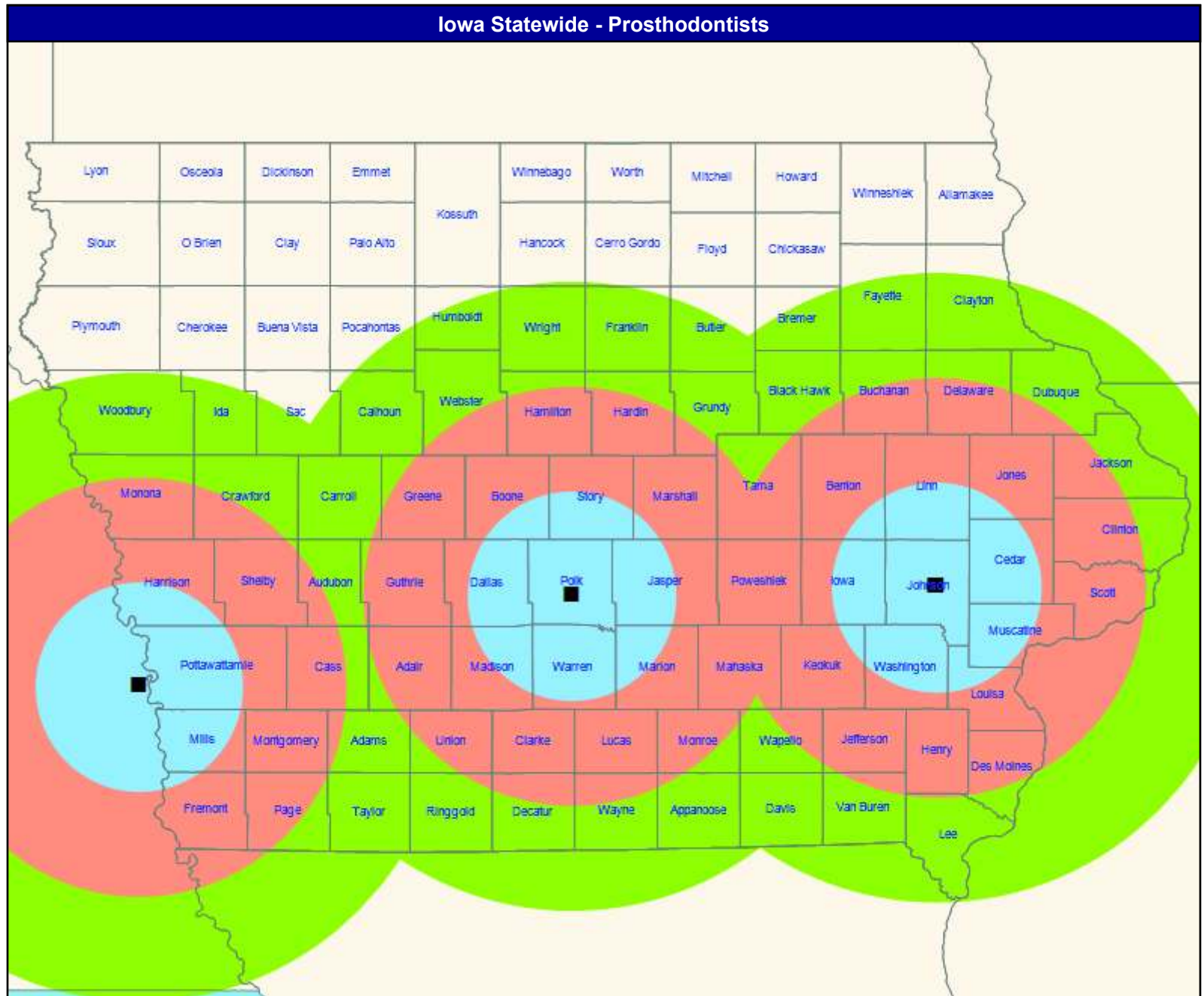
January 21, 2019

Prosthodontists

Total Providers: 19

- All providers
- 30 mile radius
- 60 mile radius
- 90 mile radius

41.42 miles



Periodontists Access Map

January 21, 2019

Periodontists

Total Providers: 9

- All providers
- 30 mile radius
- 60 mile radius
- 90 mile radius

41.42 miles

