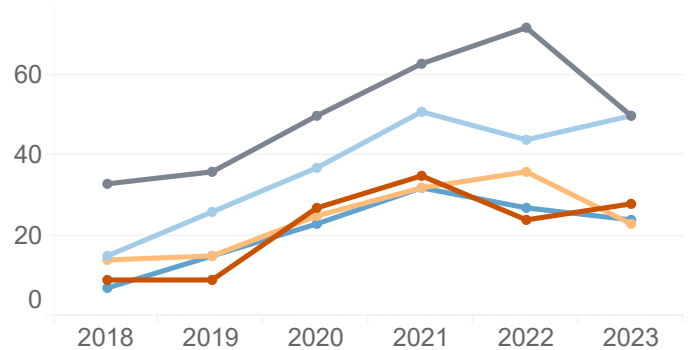


Iowa Substance Abuse Deaths (2018–2023* Occurrence Data)

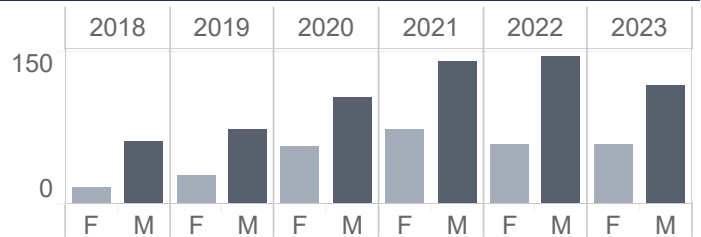
of Deaths Involving Synthetic Narcotics by Age Group

	2018	2019	2020	2021	2022	2023
00–24	9	9	27	35	24	28
25–34	33	36	50	63	72	50
35–44	15	26	37	51	44	50
45–54	14	15	25	32	36	23
55+	7	15	23	32	27	24
Total	78	101	162	213	203	175



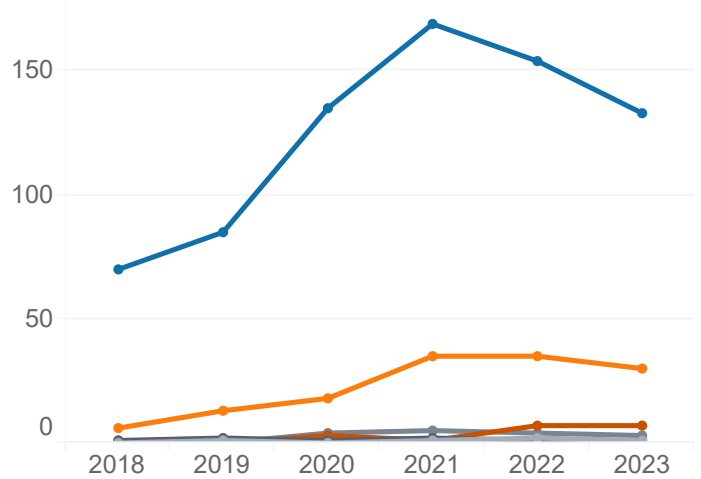
of Deaths Involving Synthetic Narcotics by Sex

	2018	2019	2020	2021	2022	2023
Female	17	28	57	73	58	58
Male	61	73	105	140	145	117
Total	78	101	162	213	203	175



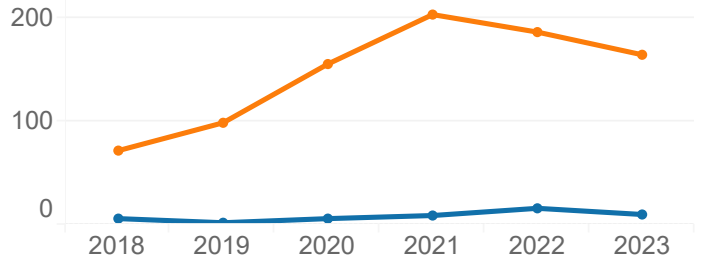
of Deaths Involving Synthetic Narcotics by Race

	2018	2019	2020	2021	2022	2023
White	70	85	135	169	154	133
Black	6	13	18	35	35	30
AIAN	0	1	0	1	2	1
Asian	1	2	1	2	1	1
NHOPI	0	0	1	0	0	0
ToM Rac..	0	0	3	1	7	7
Oth. / Unk.	1	0	4	5	4	3
Total	78	101	162	213	203	175



of Deaths Involving Synthetic Narcotics by Ethnicity

	2018	2019	2020	2021	2022	2023
Hispanic	6	2	6	9	16	10
Non-Hisp.	72	99	156	204	187	165
Total	78	101	162	213	203	175



* 2023 data are preliminary and will change as records are registered. Data shown through 12/31/2023.
Preliminary data last updated 2/5/2024. Report generated 2/7/2024 10:33:21 AM.
Data Source: Iowa Department of Health and Human Services, Bureau of Health Statistics.