

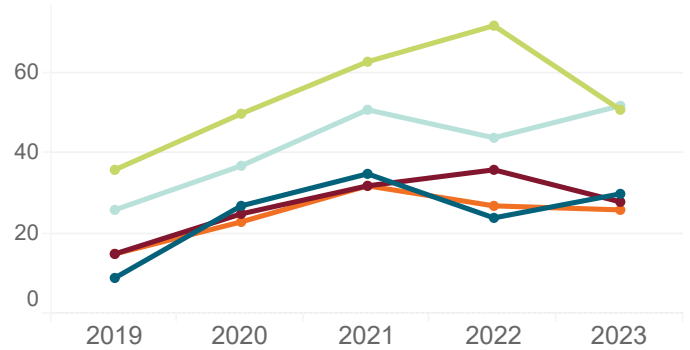


Iowa Substance Abuse Deaths

(2019–2024* Occurrence Data)

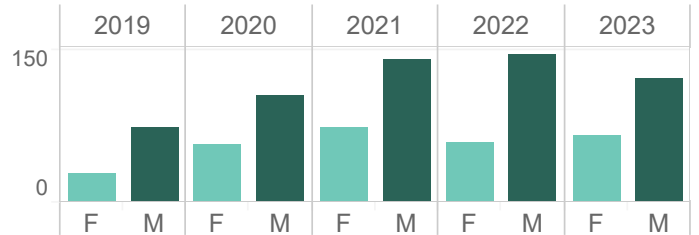
of Deaths Involving Synthetic Narcotics by Age Group

| | 2019 | 2020 | 2021 | 2022 | 2023 | 2024 |
|--------------|------------|------------|------------|------------|------------|----------|
| 00–24 | 9 | 27 | 35 | 24 | 30 | 0 |
| 25–34 | 36 | 50 | 63 | 72 | 51 | 1 |
| 35–44 | 26 | 37 | 51 | 44 | 52 | 0 |
| 45–54 | 15 | 25 | 32 | 36 | 28 | 0 |
| 55+ | 15 | 23 | 32 | 27 | 26 | 0 |
| Total | 101 | 162 | 213 | 203 | 187 | 1 |



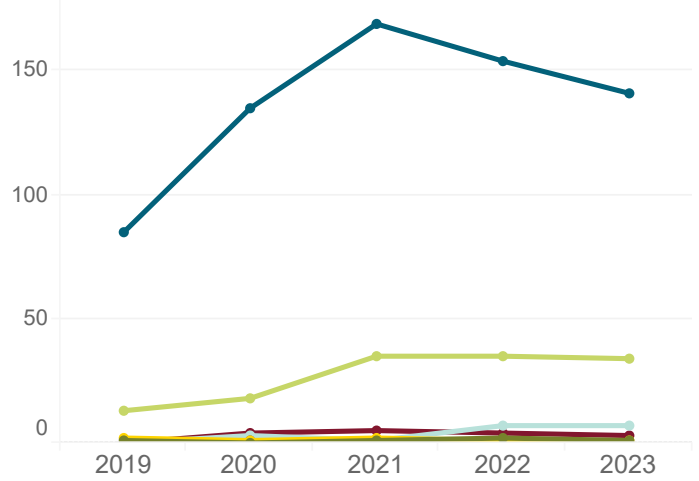
of Deaths Involving Synthetic Narcotics by Sex

| | 2019 | 2020 | 2021 | 2022 | 2023 | 2024 |
|--------------|------------|------------|------------|------------|------------|----------|
| Female | 28 | 57 | 73 | 58 | 65 | 1 |
| Male | 73 | 105 | 140 | 145 | 122 | 0 |
| Total | 101 | 162 | 213 | 203 | 187 | 1 |



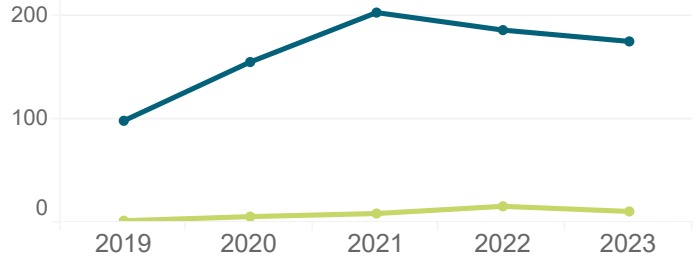
of Deaths Involving Synthetic Narcotics by Race

| | 2019 | 2020 | 2021 | 2022 | 2023 | 2024 |
|--------------|------------|------------|------------|------------|------------|----------|
| White | 85 | 135 | 169 | 154 | 141 | 0 |
| Black | 13 | 18 | 35 | 35 | 34 | 1 |
| AIAN | 1 | 0 | 1 | 2 | 1 | 0 |
| Asian | 2 | 1 | 2 | 1 | 1 | 0 |
| NHOPI | 0 | 1 | 0 | 0 | 0 | 0 |
| ToM Races | 0 | 3 | 1 | 7 | 7 | 0 |
| Oth. / Unk. | 0 | 4 | 5 | 4 | 3 | 0 |
| Total | 101 | 162 | 213 | 203 | 187 | 1 |



of Deaths Involving Synthetic Narcotics by Ethnicity

| | 2019 | 2020 | 2021 | 2022 | 2023 | 2024 |
|--------------|------------|------------|------------|------------|------------|----------|
| Hispanic | 2 | 6 | 9 | 16 | 11 | 0 |
| Non-Hisp. | 99 | 156 | 204 | 187 | 176 | 1 |
| Total | 101 | 162 | 213 | 203 | 187 | 1 |



* 2023–2024 data are preliminary and will change as records are registered. Data shown through 1/31/2024.
 Preliminary data last updated 3/5/2024. Report generated 3/7/2024 8:17:28 AM.
 Data Source: Iowa Department of Health and Human Services, Bureau of Health Statistics.