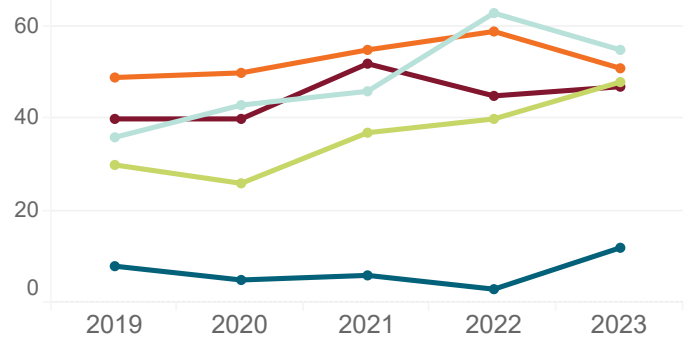


Iowa Substance Abuse Deaths

(2019–2024* Occurrence Data)

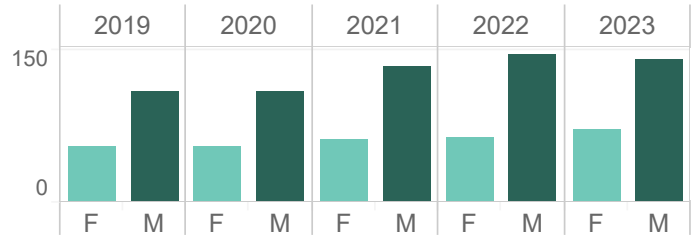
of Deaths Involving Psychostimulants by Age Group

	2019	2020	2021	2022	2023	2024
00–24	8	5	6	3	12	0
25–34	30	26	37	40	48	1
35–44	36	43	46	63	55	2
45–54	40	40	52	45	47	0
55+	49	50	55	59	51	2
Total	163	164	196	210	213	5



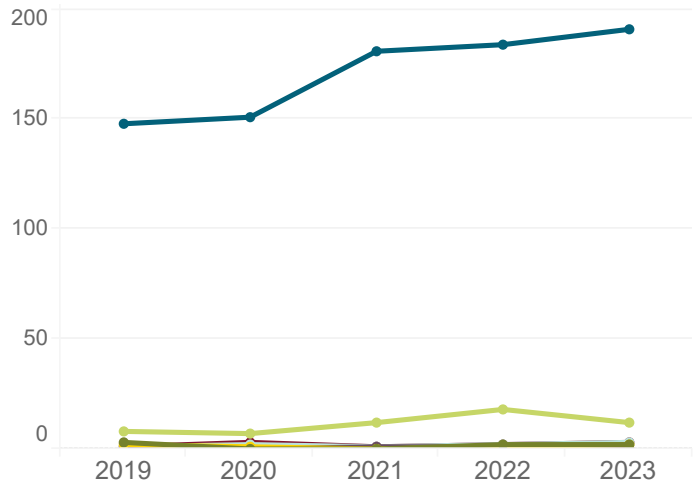
of Deaths Involving Psychostimulants by Sex

	2019	2020	2021	2022	2023	2024
Female	55	56	62	64	72	1
Male	108	108	134	146	141	4
Total	163	164	196	210	213	5



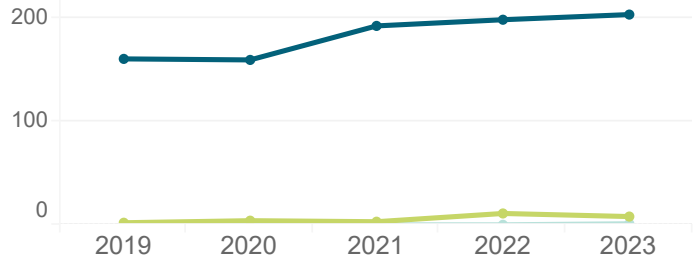
of Deaths Involving Psychostimulants by Race

	2019	2020	2021	2022	2023	2024
White	148	151	181	184	191	3
Black	8	7	12	18	12	2
AIAN	3	0	0	2	2	0
Asian	2	1	0	1	2	0
NHOPI	0	0	1	1	0	0
ToM Races	1	2	1	2	3	0
Oth. / Unk.	1	3	1	2	3	0
Total	163	164	196	210	213	5



of Deaths Involving Psychostimulants by Ethnicity

	2019	2020	2021	2022	2023	2024
Hispanic	2	4	3	11	8	0
Non-Hisp.	161	160	193	199	204	5
Unknown	0	0	0	0	1	0
Total	163	164	196	210	213	5



* 2023–2024 data are preliminary and will change as records are registered. Data shown through 1/31/2024.
 Preliminary data last updated 3/5/2024. Report generated 3/7/2024 8:19:11 AM.
 Data Source: Iowa Department of Health and Human Services, Bureau of Health Statistics.